

AMEREN MISSOURI

ACCOUNT 333 WATER WHEELS, TURBINES AND GENERATORS

ORIGINAL LIFE TABLE, CONT.

PLACEMENT BAND 1913-2018			EXPERIENCE BAND 1913-2018		
AGE AT BEGIN OF INTERVAL	EXPOSURES AT BEGINNING OF AGE INTERVAL	RETIREMENTS DURING AGE INTERVAL	RETMT RATIO	SURV RATIO	PCT SURV BEGIN OF INTERVAL
79.5	6,652,349		0.0000	1.0000	60.80
80.5	6,657,158	124,688	0.0187	0.9813	60.80
81.5	6,502,872	170,018	0.0261	0.9739	59.66
82.5	6,330,784	181,159	0.0286	0.9714	58.10
83.5	6,147,687	18,446	0.0030	0.9970	56.44
84.5	6,119,608	32	0.0000	1.0000	56.27
85.5	6,119,577		0.0000	1.0000	56.27
86.5	6,113,012		0.0000	1.0000	56.27
87.5	3,820,015	37,758	0.0099	0.9901	56.27
88.5	3,081,819	46,887	0.0152	0.9848	55.71
89.5	3,031,929	74,050	0.0244	0.9756	54.86
90.5	2,957,879	14,776	0.0050	0.9950	53.52
91.5	2,943,104	53,898	0.0183	0.9817	53.26
92.5	2,889,206		0.0000	1.0000	52.28
93.5	2,889,206		0.0000	1.0000	52.28
94.5	2,889,206		0.0000	1.0000	52.28
95.5	2,889,206		0.0000	1.0000	52.28
96.5	2,884,337		0.0000	1.0000	52.28
97.5	2,879,528		0.0000	1.0000	52.28
98.5	2,860,025	23,761	0.0083	0.9917	52.28
99.5	2,836,264	343,510	0.1211	0.8789	51.85
100.5	2,492,754		0.0000	1.0000	45.57
101.5	2,653,251	4,170	0.0016	0.9984	45.57
102.5	2,649,081		0.0000	1.0000	45.49
103.5	2,649,081	29,600	0.0112	0.9888	45.49
104.5	2,619,480		0.0000	1.0000	44.99
105.5					44.99

AMEREN MISSOURI

ACCOUNT 333 WATER WHEELS, TURBINES AND GENERATORS

ORIGINAL LIFE TABLE

PLACEMENT BAND 1913-2018			EXPERIENCE BAND 1969-2018		
AGE AT BEGIN OF INTERVAL	EXPOSURES AT BEGINNING OF AGE INTERVAL	RETIREMENTS DURING AGE INTERVAL	RETMT RATIO	SURV RATIO	PCT SURV BEGIN OF INTERVAL
0.0	251,867,614	6	0.0000	1.0000	100.00
0.5	249,801,335	4	0.0000	1.0000	100.00
1.5	247,170,117	830,354	0.0034	0.9966	100.00
2.5	227,684,883	101,357	0.0004	0.9996	99.66
3.5	214,103,528	37,194	0.0002	0.9998	99.62
4.5	215,098,556	772,113	0.0036	0.9964	99.60
5.5	230,235,495	4,864	0.0000	1.0000	99.24
6.5	187,790,308	9,745	0.0001	0.9999	99.24
7.5	186,326,050	196,175	0.0011	0.9989	99.24
8.5	162,035,411	453,234	0.0028	0.9972	99.13
9.5	124,318,986	779,720	0.0063	0.9937	98.86
10.5	108,417,651	139,923	0.0013	0.9987	98.24
11.5	106,018,494		0.0000	1.0000	98.11
12.5	105,625,367		0.0000	1.0000	98.11
13.5	99,566,504	698,812	0.0070	0.9930	98.11
14.5	98,198,922	374,555	0.0038	0.9962	97.42
15.5	92,965,674	7,659	0.0001	0.9999	97.05
16.5	66,713,972	39,163	0.0006	0.9994	97.04
17.5	57,951,451	273,953	0.0047	0.9953	96.98
18.5	57,389,014	36,642	0.0006	0.9994	96.53
19.5	37,483,555	27,791	0.0007	0.9993	96.46
20.5	37,677,698	36,255	0.0010	0.9990	96.39
21.5	37,493,358	535,065	0.0143	0.9857	96.30
22.5	36,946,203	318,701	0.0086	0.9914	94.93
23.5	35,171,313	151,805	0.0043	0.9957	94.11
24.5	30,732,345	417,396	0.0136	0.9864	93.70
25.5	25,420,433	12,455	0.0005	0.9995	92.43
26.5	22,664,606	4,442	0.0002	0.9998	92.38
27.5	22,413,900		0.0000	1.0000	92.36
28.5	22,391,038		0.0000	1.0000	92.36
29.5	22,411,483	2,159	0.0001	0.9999	92.36
30.5	22,409,324	18,906	0.0008	0.9992	92.36
31.5	22,419,878		0.0000	1.0000	92.28
32.5	22,434,902		0.0000	1.0000	92.28
33.5	22,385,964	763	0.0000	1.0000	92.28
34.5	22,137,736		0.0000	1.0000	92.27
35.5	22,119,786	3,134,123	0.1417	0.8583	92.27
36.5	19,008,405	3,332	0.0002	0.9998	79.20
37.5	22,209,828		0.0000	1.0000	79.19
38.5	23,147,350	11,146	0.0005	0.9995	79.19

AMEREN MISSOURI

ACCOUNT 333 WATER WHEELS, TURBINES AND GENERATORS

ORIGINAL LIFE TABLE, CONT.

PLACEMENT BAND 1913-2018			EXPERIENCE BAND 1969-2018		
AGE AT BEGIN OF INTERVAL	EXPOSURES AT BEGINNING OF AGE INTERVAL	RETIREMENTS DURING AGE INTERVAL	RETMT RATIO	SURV RATIO	PCT SURV BEGIN OF INTERVAL
39.5	23,153,347	174,497	0.0075	0.9925	79.15
40.5	22,987,635	43,688	0.0019	0.9981	78.55
41.5	22,943,947		0.0000	1.0000	78.40
42.5	22,940,086	1,951	0.0001	0.9999	78.40
43.5	22,953,057	11,387	0.0005	0.9995	78.40
44.5	22,937,978	1,426	0.0001	0.9999	78.36
45.5	22,934,457	18,225	0.0008	0.9992	78.35
46.5	22,923,515	45,693	0.0020	0.9980	78.29
47.5	21,885,547	682	0.0000	1.0000	78.13
48.5	21,947,067	3,332	0.0002	0.9998	78.13
49.5	21,353,624	66,086	0.0031	0.9969	78.12
50.5	21,190,212	926,605	0.0437	0.9563	77.88
51.5	20,260,074	68,079	0.0034	0.9966	74.47
52.5	20,191,995	100,764	0.0050	0.9950	74.22
53.5	20,069,975		0.0000	1.0000	73.85
54.5	19,967,802		0.0000	1.0000	73.85
55.5	11,722,493	350,280	0.0299	0.9701	73.85
56.5	11,370,212	372,755	0.0328	0.9672	71.64
57.5	11,003,733	49,212	0.0045	0.9955	69.30
58.5	10,941,066	12,081	0.0011	0.9989	68.99
59.5	10,953,801	43,728	0.0040	0.9960	68.91
60.5	10,883,689	23,467	0.0022	0.9978	68.63
61.5	10,848,705	170,340	0.0157	0.9843	68.49
62.5	10,678,365	98,005	0.0092	0.9908	67.41
63.5	10,576,955	69,133	0.0065	0.9935	66.79
64.5	10,465,462	174,918	0.0167	0.9833	66.36
65.5	9,427,409	96,991	0.0103	0.9897	65.25
66.5	8,184,796		0.0000	1.0000	64.58
67.5	8,004,000	71,984	0.0090	0.9910	64.58
68.5	7,931,897		0.0000	1.0000	64.00
69.5	7,931,671	6,190	0.0008	0.9992	64.00
70.5	7,760,992	249,283	0.0321	0.9679	63.95
71.5	7,309,482	26,721	0.0037	0.9963	61.89
72.5	7,280,687	1,995	0.0003	0.9997	61.66
73.5	7,288,324		0.0000	1.0000	61.65
74.5	7,283,275		0.0000	1.0000	61.65
75.5	7,165,816		0.0000	1.0000	61.65
76.5	7,081,046	6,190	0.0009	0.9991	61.65
77.5	7,073,514	224,925	0.0318	0.9682	61.59
78.5	6,846,903	191,787	0.0280	0.9720	59.64

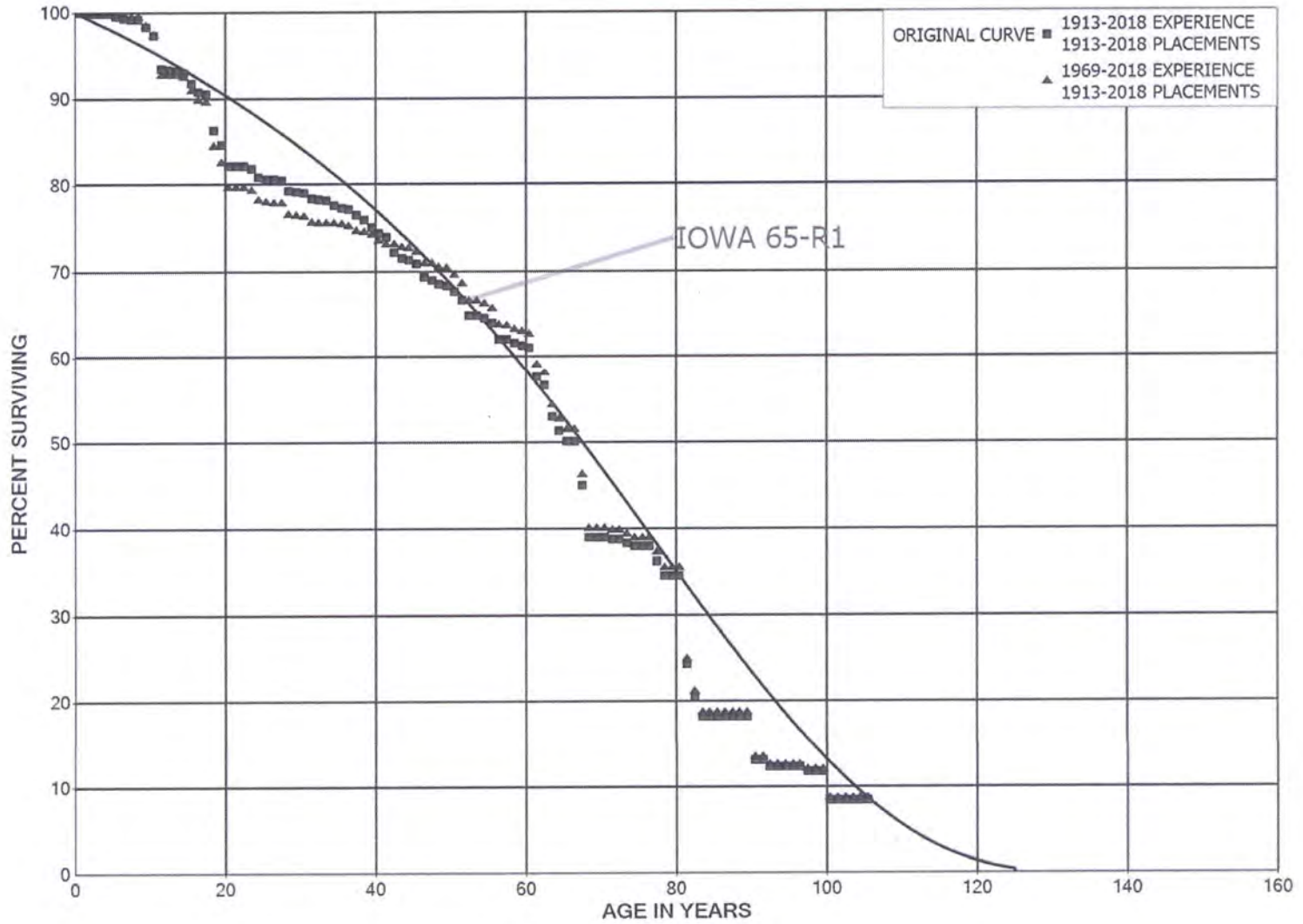
AMEREN MISSOURI

ACCOUNT 333 WATER WHEELS, TURBINES AND GENERATORS

ORIGINAL LIFE TABLE, CONT.

PLACEMENT BAND 1913-2018			EXPERIENCE BAND 1969-2018		
AGE AT BEGIN OF INTERVAL	EXPOSURES AT BEGINNING OF AGE INTERVAL	RETIREMENTS DURING AGE INTERVAL	RETMT RATIO	SURV RATIO	PCT SURV BEGIN OF INTERVAL
79.5	6,652,349		0.0000	1.0000	57.97
80.5	6,657,158	124,688	0.0187	0.9813	57.97
81.5	6,502,872	170,018	0.0261	0.9739	56.88
82.5	6,330,784	181,159	0.0286	0.9714	55.39
83.5	6,147,687	18,446	0.0030	0.9970	53.81
84.5	6,119,608	32	0.0000	1.0000	53.65
85.5	6,119,577		0.0000	1.0000	53.65
86.5	6,113,012		0.0000	1.0000	53.65
87.5	3,820,015	37,758	0.0099	0.9901	53.65
88.5	3,081,819	46,887	0.0152	0.9848	53.12
89.5	3,031,929	74,050	0.0244	0.9756	52.31
90.5	2,957,879	14,776	0.0050	0.9950	51.03
91.5	2,943,104	53,898	0.0183	0.9817	50.77
92.5	2,889,206		0.0000	1.0000	49.84
93.5	2,889,206		0.0000	1.0000	49.84
94.5	2,889,206		0.0000	1.0000	49.84
95.5	2,889,206		0.0000	1.0000	49.84
96.5	2,884,337		0.0000	1.0000	49.84
97.5	2,879,528		0.0000	1.0000	49.84
98.5	2,860,025	23,761	0.0083	0.9917	49.84
99.5	2,836,264	343,510	0.1211	0.8789	49.43
100.5	2,492,754		0.0000	1.0000	43.44
101.5	2,653,251	4,170	0.0016	0.9984	43.44
102.5	2,649,081		0.0000	1.0000	43.38
103.5	2,649,081	29,600	0.0112	0.9888	43.38
104.5	2,619,480		0.0000	1.0000	42.89
105.5					42.89

AMEREN MISSOURI
ACCOUNT 334 ACCESSORY ELECTRIC EQUIPMENT
ORIGINAL AND SMOOTH SURVIVOR CURVES



AMEREN MISSOURI

ACCOUNT 334 ACCESSORY ELECTRIC EQUIPMENT

ORIGINAL LIFE TABLE

PLACEMENT BAND 1913-2018			EXPERIENCE BAND 1913-2018		
AGE AT BEGIN OF INTERVAL	EXPOSURES AT BEGINNING OF AGE INTERVAL	RETIREMENTS DURING AGE INTERVAL	RETMT RATIO	SURV RATIO	PCT SURV BEGIN OF INTERVAL
0.0	61,302,277	2,922	0.0000	1.0000	100.00
0.5	61,178,513	44,905	0.0007	0.9993	100.00
1.5	55,775,805	33,191	0.0006	0.9994	99.92
2.5	48,756,269	9,581	0.0002	0.9998	99.86
3.5	49,796,378	16,209	0.0003	0.9997	99.84
4.5	49,933,583	148,658	0.0030	0.9970	99.81
5.5	43,641,577	93,453	0.0021	0.9979	99.51
6.5	38,266,435	36,772	0.0010	0.9990	99.30
7.5	38,940,150	9,261	0.0002	0.9998	99.20
8.5	22,735,804	205,927	0.0091	0.9909	99.18
9.5	21,680,170	210,793	0.0097	0.9903	98.28
10.5	20,611,258	822,071	0.0399	0.9601	97.33
11.5	19,417,087	42,646	0.0022	0.9978	93.45
12.5	18,792,994	5,452	0.0003	0.9997	93.24
13.5	16,898,560	40,232	0.0024	0.9976	93.21
14.5	16,372,234	231,740	0.0142	0.9858	92.99
15.5	15,602,436	164,009	0.0105	0.9895	91.67
16.5	13,912,995	37,734	0.0027	0.9973	90.71
17.5	9,971,579	464,814	0.0466	0.9534	90.47
18.5	9,484,875	185,377	0.0195	0.9805	86.25
19.5	8,151,007	229,462	0.0282	0.9718	84.56
20.5	7,635,605	1,346	0.0002	0.9998	82.18
21.5	7,617,399	3,167	0.0004	0.9996	82.17
22.5	7,584,821	26,981	0.0036	0.9964	82.13
23.5	7,398,552	88,053	0.0119	0.9881	81.84
24.5	6,934,573	18,821	0.0027	0.9973	80.87
25.5	6,217,735	5,053	0.0008	0.9992	80.65
26.5	6,145,775	4,089	0.0007	0.9993	80.58
27.5	6,141,686	93,661	0.0153	0.9847	80.53
28.5	6,020,888	6,364	0.0011	0.9989	79.30
29.5	6,014,524	14,295	0.0024	0.9976	79.22
30.5	5,927,545	43,650	0.0074	0.9926	79.03
31.5	5,883,895	10,658	0.0018	0.9982	78.45
32.5	5,864,721	11,684	0.0020	0.9980	78.30
33.5	5,833,584	43,163	0.0074	0.9926	78.15
34.5	5,786,878	20,957	0.0036	0.9964	77.57
35.5	5,734,867	12,166	0.0021	0.9979	77.29
36.5	5,711,418	46,675	0.0082	0.9918	77.13
37.5	5,664,743	37,869	0.0067	0.9933	76.49
38.5	6,228,093	79,528	0.0128	0.9872	75.98

AMEREN MISSOURI

ACCOUNT 334 ACCESSORY ELECTRIC EQUIPMENT

ORIGINAL LIFE TABLE, CONT.

PLACEMENT BAND 1913-2018			EXPERIENCE BAND 1913-2018		
AGE AT BEGIN OF INTERVAL	EXPOSURES AT BEGINNING OF AGE INTERVAL	RETIREMENTS DURING AGE INTERVAL	RETMT RATIO	SURV RATIO	PCT SURV BEGIN OF INTERVAL
39.5	6,102,253	53,811	0.0088	0.9912	75.01
40.5	6,046,541	37,007	0.0061	0.9939	74.35
41.5	6,009,534	141,745	0.0236	0.9764	73.90
42.5	5,865,381	48,884	0.0083	0.9917	72.15
43.5	5,796,847	25,871	0.0045	0.9955	71.55
44.5	5,771,868	34,425	0.0060	0.9940	71.23
45.5	5,737,986	125,412	0.0219	0.9781	70.81
46.5	5,612,574	24,100	0.0043	0.9957	69.26
47.5	4,797,284	28,804	0.0060	0.9940	68.96
48.5	4,757,837	17,041	0.0036	0.9964	68.55
49.5	4,644,206	49,058	0.0106	0.9894	68.30
50.5	4,515,523	66,055	0.0146	0.9854	67.58
51.5	4,443,439	117,808	0.0265	0.9735	66.59
52.5	4,539,300		0.0000	1.0000	64.83
53.5	4,493,679	24,954	0.0056	0.9944	64.83
54.5	4,573,799	36,764	0.0080	0.9920	64.47
55.5	3,063,199	89,009	0.0291	0.9709	63.95
56.5	2,838,326	1,728	0.0006	0.9994	62.09
57.5	2,767,902	19,717	0.0071	0.9929	62.05
58.5	2,742,334	12,095	0.0044	0.9956	61.61
59.5	2,594,119	11,082	0.0043	0.9957	61.34
60.5	2,483,153	142,913	0.0576	0.9424	61.08
61.5	2,330,444	37,819	0.0162	0.9838	57.56
62.5	2,332,594	152,119	0.0652	0.9348	56.63
63.5	2,201,699	69,380	0.0315	0.9685	52.94
64.5	2,097,475	48,715	0.0232	0.9768	51.27
65.5	1,753,911		0.0000	1.0000	50.08
66.5	1,286,772	130,329	0.1013	0.8987	50.08
67.5	1,067,762	143,629	0.1345	0.8655	45.00
68.5	920,308		0.0000	1.0000	38.95
69.5	900,042		0.0000	1.0000	38.95
70.5	1,333,658	8,854	0.0066	0.9934	38.95
71.5	1,317,497	386	0.0003	0.9997	38.69
72.5	1,296,507	14,119	0.0109	0.9891	38.68
73.5	1,282,251	12,185	0.0095	0.9905	38.26
74.5	1,269,689	104	0.0001	0.9999	37.90
75.5	1,267,308		0.0000	1.0000	37.89
76.5	1,261,011	55,542	0.0440	0.9560	37.89
77.5	1,201,537	55,542	0.0462	0.9538	36.22
78.5	1,138,053		0.0000	1.0000	34.55

AMEREN MISSOURI

ACCOUNT 334 ACCESSORY ELECTRIC EQUIPMENT

ORIGINAL LIFE TABLE, CONT.

PLACEMENT BAND 1913-2018		EXPERIENCE BAND 1913-2018			
AGE AT BEGIN OF INTERVAL	EXPOSURES AT BEGINNING OF AGE INTERVAL	RETIREMENTS DURING AGE INTERVAL	RETMT RATIO	SURV RATIO	PCT SURV BEGIN OF INTERVAL
79.5	1,135,746		0.0000	1.0000	34.55
80.5	1,135,746	339,166	0.2986	0.7014	34.55
81.5	855,438	131,916	0.1542	0.8458	24.23
82.5	723,521	81,363	0.1125	0.8875	20.50
83.5	642,158		0.0000	1.0000	18.19
84.5	642,158		0.0000	1.0000	18.19
85.5	642,158		0.0000	1.0000	18.19
86.5	639,402		0.0000	1.0000	18.19
87.5	220,180		0.0000	1.0000	18.19
88.5	286,953		0.0000	1.0000	18.19
89.5	286,745	81,285	0.2835	0.7165	18.19
90.5	205,460		0.0000	1.0000	13.03
91.5	226,431	13,961	0.0617	0.9383	13.03
92.5	212,470		0.0000	1.0000	12.23
93.5	212,192		0.0000	1.0000	12.23
94.5	212,192		0.0000	1.0000	12.23
95.5	212,192		0.0000	1.0000	12.23
96.5	212,192	9,170	0.0432	0.9568	12.23
97.5	203,022		0.0000	1.0000	11.70
98.5	203,022		0.0000	1.0000	11.70
99.5	203,022	57,271	0.2821	0.7179	11.70
100.5	141,362		0.0000	1.0000	8.40
101.5	138,138		0.0000	1.0000	8.40
102.5	120,321		0.0000	1.0000	8.40
103.5	119,387		0.0000	1.0000	8.40
104.5	119,387		0.0000	1.0000	8.40
105.5					8.40

AMEREN MISSOURI

ACCOUNT 334 ACCESSORY ELECTRIC EQUIPMENT

ORIGINAL LIFE TABLE

PLACEMENT BAND 1913-2018		EXPERIENCE BAND 1969-2018			
AGE AT BEGIN OF INTERVAL	EXPOSURES AT BEGINNING OF AGE INTERVAL	RETIREMENTS DURING AGE INTERVAL	RETMT RATIO	SURV RATIO	PCT SURV BEGIN OF INTERVAL
0.0	55,165,617		0.0000	1.0000	100.00
0.5	55,055,915	28,947	0.0005	0.9995	100.00
1.5	49,697,187	27,526	0.0006	0.9994	99.95
2.5	42,686,130	651	0.0000	1.0000	99.89
3.5	43,859,289		0.0000	1.0000	99.89
4.5	44,013,271	138,978	0.0032	0.9968	99.89
5.5	39,604,680	75,115	0.0019	0.9981	99.58
6.5	34,262,253	10,660	0.0003	0.9997	99.39
7.5	34,973,536	14	0.0000	1.0000	99.36
8.5	18,784,289	177,415	0.0094	0.9906	99.36
9.5	17,895,926	201,804	0.0113	0.9887	98.42
10.5	16,977,322	818,089	0.0482	0.9518	97.31
11.5	15,806,237		0.0000	1.0000	92.62
12.5	15,260,379		0.0000	1.0000	92.62
13.5	13,398,889	32,990	0.0025	0.9975	92.62
14.5	12,977,857	225,598	0.0174	0.9826	92.39
15.5	12,930,038	158,439	0.0123	0.9877	90.78
16.5	12,067,575	27,694	0.0023	0.9977	89.67
17.5	8,245,299	464,694	0.0564	0.9436	89.47
18.5	7,763,705	181,016	0.0233	0.9767	84.42
19.5	6,493,051	225,393	0.0347	0.9653	82.46
20.5	6,186,669		0.0000	1.0000	79.59
21.5	6,272,825	459	0.0001	0.9999	79.59
22.5	6,278,713	25,161	0.0040	0.9960	79.59
23.5	6,094,402	86,302	0.0142	0.9858	79.27
24.5	5,632,641	17,772	0.0032	0.9968	78.15
25.5	4,919,130	3,559	0.0007	0.9993	77.90
26.5	4,885,560	111	0.0000	1.0000	77.84
27.5	4,889,380	84,239	0.0172	0.9828	77.84
28.5	4,787,196	5,076	0.0011	0.9989	76.50
29.5	4,784,427	5,076	0.0011	0.9989	76.42
30.5	4,706,667	43,516	0.0092	0.9908	76.34
31.5	4,665,691	8,065	0.0017	0.9983	75.63
32.5	4,649,413	66	0.0000	1.0000	75.50
33.5	4,629,895		0.0000	1.0000	75.50
34.5	4,626,351	5,395	0.0012	0.9988	75.50
35.5	4,589,903	12,019	0.0026	0.9974	75.41
36.5	4,569,357	39,630	0.0087	0.9913	75.21
37.5	5,073,017	1,772	0.0003	0.9997	74.56
38.5	5,706,357	31,727	0.0056	0.9944	74.54

AMEREN MISSOURI

ACCOUNT 334 ACCESSORY ELECTRIC EQUIPMENT

ORIGINAL LIFE TABLE, CONT.

PLACEMENT BAND 1913-2018			EXPERIENCE BAND 1969-2018		
AGE AT BEGIN OF INTERVAL	EXPOSURES AT BEGINNING OF AGE INTERVAL	RETIREMENTS DURING AGE INTERVAL	RETMT RATIO	SURV RATIO	PCT SURV BEGIN OF INTERVAL
39.5	5,629,198	45,360	0.0081	0.9919	74.12
40.5	5,581,937	35,179	0.0063	0.9937	73.52
41.5	5,547,283	2,516	0.0005	0.9995	73.06
42.5	5,542,359	21,805	0.0039	0.9961	73.03
43.5	5,510,035	12,448	0.0023	0.9977	72.74
44.5	5,498,479	28,027	0.0051	0.9949	72.58
45.5	5,470,995	107,192	0.0196	0.9804	72.21
46.5	5,363,803	91	0.0000	1.0000	70.79
47.5	4,572,522	28,701	0.0063	0.9937	70.79
48.5	4,533,178	3,043	0.0007	0.9993	70.35
49.5	4,433,545	49,058	0.0111	0.9889	70.30
50.5	4,309,250	66,055	0.0153	0.9847	69.52
51.5	4,240,391	117,808	0.0278	0.9722	68.46
52.5	4,354,173		0.0000	1.0000	66.55
53.5	4,309,486	24,954	0.0058	0.9942	66.55
54.5	4,389,606	36,764	0.0084	0.9916	66.17
55.5	3,063,199	89,009	0.0291	0.9709	65.61
56.5	2,838,326	1,728	0.0006	0.9994	63.71
57.5	2,767,902	19,717	0.0071	0.9929	63.67
58.5	2,742,334	12,095	0.0044	0.9956	63.22
59.5	2,594,119	11,082	0.0043	0.9957	62.94
60.5	2,483,153	142,913	0.0576	0.9424	62.67
61.5	2,330,444	37,819	0.0162	0.9838	59.06
62.5	2,332,594	152,119	0.0652	0.9348	58.10
63.5	2,201,699	69,380	0.0315	0.9685	54.31
64.5	2,097,475	48,715	0.0232	0.9768	52.60
65.5	1,753,911		0.0000	1.0000	51.38
66.5	1,286,772	130,329	0.1013	0.8987	51.38
67.5	1,067,762	143,629	0.1345	0.8655	46.18
68.5	920,308		0.0000	1.0000	39.96
69.5	900,042		0.0000	1.0000	39.96
70.5	1,333,658	8,854	0.0066	0.9934	39.96
71.5	1,317,497	386	0.0003	0.9997	39.70
72.5	1,296,507	14,119	0.0109	0.9891	39.69
73.5	1,282,251	12,185	0.0095	0.9905	39.26
74.5	1,269,689	104	0.0001	0.9999	38.88
75.5	1,267,308		0.0000	1.0000	38.88
76.5	1,261,011	55,542	0.0440	0.9560	38.88
77.5	1,201,537	55,542	0.0462	0.9538	37.17
78.5	1,138,053		0.0000	1.0000	35.45

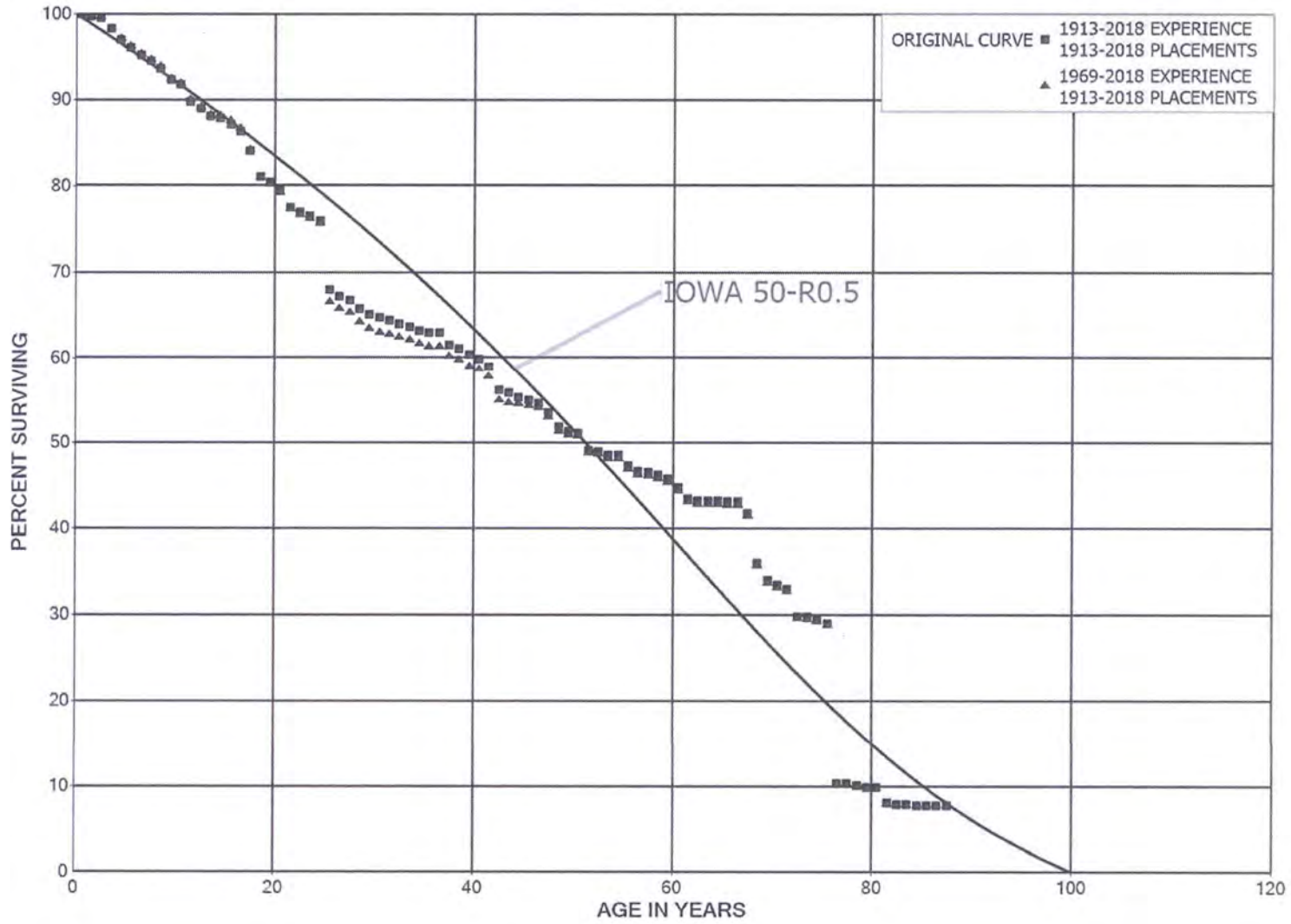
AMEREN MISSOURI

ACCOUNT 334 ACCESSORY ELECTRIC EQUIPMENT

ORIGINAL LIFE TABLE, CONT.

PLACEMENT BAND 1913-2018			EXPERIENCE BAND 1969-2018		
AGE AT BEGIN OF INTERVAL	EXPOSURES AT BEGINNING OF AGE INTERVAL	RETIREMENTS DURING AGE INTERVAL	RETMT RATIO	SURV RATIO	PCT SURV BEGIN OF INTERVAL
79.5	1,135,746		0.0000	1.0000	35.45
80.5	1,135,746	339,166	0.2986	0.7014	35.45
81.5	855,438	131,916	0.1542	0.8458	24.86
82.5	723,521	81,363	0.1125	0.8875	21.03
83.5	642,158		0.0000	1.0000	18.66
84.5	642,158		0.0000	1.0000	18.66
85.5	642,158		0.0000	1.0000	18.66
86.5	639,402		0.0000	1.0000	18.66
87.5	220,180		0.0000	1.0000	18.66
88.5	286,953		0.0000	1.0000	18.66
89.5	286,745	81,285	0.2835	0.7165	18.66
90.5	205,460		0.0000	1.0000	13.37
91.5	226,431	13,961	0.0617	0.9383	13.37
92.5	212,470		0.0000	1.0000	12.55
93.5	212,192		0.0000	1.0000	12.55
94.5	212,192		0.0000	1.0000	12.55
95.5	212,192		0.0000	1.0000	12.55
96.5	212,192	9,170	0.0432	0.9568	12.55
97.5	203,022		0.0000	1.0000	12.01
98.5	203,022		0.0000	1.0000	12.01
99.5	203,022	57,271	0.2821	0.7179	12.01
100.5	141,362		0.0000	1.0000	8.62
101.5	138,138		0.0000	1.0000	8.62
102.5	120,321		0.0000	1.0000	8.62
103.5	119,387		0.0000	1.0000	8.62
104.5	119,387		0.0000	1.0000	8.62
105.5					8.62

AMEREN MISSOURI
ACCOUNT 335 MISCELLANEOUS POWER PLANT EQUIPMENT
ORIGINAL AND SMOOTH SURVIVOR CURVES



AMEREN MISSOURI

ACCOUNT 335 MISCELLANEOUS POWER PLANT EQUIPMENT

ORIGINAL LIFE TABLE

PLACEMENT BAND 1913-2018		EXPERIENCE BAND 1913-2018			
AGE AT BEGIN OF INTERVAL	EXPOSURES AT BEGINNING OF AGE INTERVAL	RETIREMENTS DURING AGE INTERVAL	RETMT RATIO	SURV RATIO	PCT SURV BEGIN OF INTERVAL
0.0	12,777,204		0.0000	1.0000	100.00
0.5	12,312,454	39,410	0.0032	0.9968	100.00
1.5	11,152,115	20,676	0.0019	0.9981	99.68
2.5	10,627,436	133,934	0.0126	0.9874	99.50
3.5	10,441,853	134,821	0.0129	0.9871	98.24
4.5	10,488,411	98,176	0.0094	0.9906	96.97
5.5	10,854,691	95,339	0.0088	0.9912	96.07
6.5	10,319,285	74,027	0.0072	0.9928	95.22
7.5	9,991,648	94,868	0.0095	0.9905	94.54
8.5	9,042,573	133,914	0.0148	0.9852	93.64
9.5	7,740,940	47,514	0.0061	0.9939	92.25
10.5	6,319,221	133,140	0.0211	0.9789	91.69
11.5	5,853,310	55,172	0.0094	0.9906	89.76
12.5	5,541,850	55,396	0.0100	0.9900	88.91
13.5	4,837,450	9,204	0.0019	0.9981	88.02
14.5	4,623,710	39,344	0.0085	0.9915	87.85
15.5	4,426,728	39,328	0.0089	0.9911	87.11
16.5	3,742,860	96,445	0.0258	0.9742	86.33
17.5	3,534,560	126,538	0.0358	0.9642	84.11
18.5	3,240,263	30,156	0.0093	0.9907	81.10
19.5	2,955,040	31,046	0.0105	0.9895	80.34
20.5	2,728,089	66,546	0.0244	0.9756	79.50
21.5	2,543,721	19,797	0.0078	0.9922	77.56
22.5	2,441,170	15,621	0.0064	0.9936	76.95
23.5	2,313,047	14,755	0.0064	0.9936	76.46
24.5	1,950,710	207,286	0.1063	0.8937	75.97
25.5	1,664,430	18,044	0.0108	0.9892	67.90
26.5	1,496,118	9,141	0.0061	0.9939	67.17
27.5	1,408,093	21,402	0.0152	0.9848	66.76
28.5	1,194,797	12,090	0.0101	0.9899	65.74
29.5	1,068,150	6,435	0.0060	0.9940	65.08
30.5	1,049,730	5,453	0.0052	0.9948	64.68
31.5	1,034,110	6,776	0.0066	0.9934	64.35
32.5	1,032,704	4,770	0.0046	0.9954	63.93
33.5	1,002,733	6,311	0.0063	0.9937	63.63
34.5	952,931	4,580	0.0048	0.9952	63.23
35.5	868,207	200	0.0002	0.9998	62.93
36.5	842,571	18,469	0.0219	0.9781	62.91
37.5	804,853	5,952	0.0074	0.9926	61.53
38.5	790,255	8,984	0.0114	0.9886	61.08

AMEREN MISSOURI

ACCOUNT 335 MISCELLANEOUS POWER PLANT EQUIPMENT

ORIGINAL LIFE TABLE, CONT.

PLACEMENT BAND 1913-2018			EXPERIENCE BAND 1913-2018		
AGE AT BEGIN OF INTERVAL	EXPOSURES AT BEGINNING OF AGE INTERVAL	RETIREMENTS DURING AGE INTERVAL	RETMT RATIO	SURV RATIO	PCT SURV BEGIN OF INTERVAL
39.5	765,091	6,405	0.0084	0.9916	60.38
40.5	747,883	11,804	0.0158	0.9842	59.88
41.5	720,827	33,990	0.0472	0.9528	58.93
42.5	680,182	3,523	0.0052	0.9948	56.15
43.5	652,083	6,958	0.0107	0.9893	55.86
44.5	610,573	4,126	0.0068	0.9932	55.27
45.5	595,642	3,321	0.0056	0.9944	54.89
46.5	585,909	11,934	0.0204	0.9796	54.59
47.5	509,085	15,651	0.0307	0.9693	53.48
48.5	482,450	4,669	0.0097	0.9903	51.83
49.5	465,612	2,038	0.0044	0.9956	51.33
50.5	441,767	17,191	0.0389	0.9611	51.10
51.5	415,671	906	0.0022	0.9978	49.12
52.5	408,590	4,130	0.0101	0.9899	49.01
53.5	386,633	217	0.0006	0.9994	48.51
54.5	381,237	9,436	0.0248	0.9752	48.49
55.5	311,332	4,652	0.0149	0.9851	47.29
56.5	300,891	488	0.0016	0.9984	46.58
57.5	294,874	2,122	0.0072	0.9928	46.50
58.5	281,401	2,629	0.0093	0.9907	46.17
59.5	267,112	5,831	0.0218	0.9782	45.74
60.5	251,322	7,501	0.0298	0.9702	44.74
61.5	235,906	1,298	0.0055	0.9945	43.40
62.5	229,632		0.0000	1.0000	43.17
63.5	224,991	134	0.0006	0.9994	43.17
64.5	217,256	572	0.0026	0.9974	43.14
65.5	203,034		0.0000	1.0000	43.03
66.5	200,318	6,046	0.0302	0.9698	43.03
67.5	193,032	26,625	0.1379	0.8621	41.73
68.5	161,276	9,289	0.0576	0.9424	35.97
69.5	148,424	2,169	0.0146	0.9854	33.90
70.5	144,975	2,055	0.0142	0.9858	33.40
71.5	140,434	13,609	0.0969	0.9031	32.93
72.5	120,906	235	0.0019	0.9981	29.74
73.5	117,639	995	0.0085	0.9915	29.68
74.5	115,096	1,914	0.0166	0.9834	29.43
75.5	112,197	72,115	0.6428	0.3572	28.94
76.5	37,987		0.0000	1.0000	10.34
77.5	37,334	1,043	0.0279	0.9721	10.34
78.5	35,144	581	0.0165	0.9835	10.05

AMEREN MISSOURI

ACCOUNT 335 MISCELLANEOUS POWER PLANT EQUIPMENT

ORIGINAL LIFE TABLE, CONT.

PLACEMENT BAND 1913-2018			EXPERIENCE BAND 1913-2018		
AGE AT BEGIN OF INTERVAL	EXPOSURES AT BEGINNING OF AGE INTERVAL	RETIREMENTS DURING AGE INTERVAL	RETMT RATIO	SURV RATIO	PCT SURV BEGIN OF INTERVAL
79.5	33,921	110	0.0032	0.9968	9.88
80.5	33,508	6,107	0.1823	0.8177	9.85
81.5	26,768	662	0.0247	0.9753	8.06
82.5	23,950		0.0000	1.0000	7.86
83.5	23,122	297	0.0129	0.9871	7.86
84.5	26,456		0.0000	1.0000	7.76
85.5	26,456		0.0000	1.0000	7.76
86.5	26,215		0.0000	1.0000	7.76
87.5	23,647		0.0000	1.0000	7.76
88.5	40,348		0.0000	1.0000	7.76
89.5	40,230	248	0.0062	0.9938	7.76
90.5	39,614	744	0.0188	0.9812	7.71
91.5	38,870	957	0.0246	0.9754	7.56
92.5	36,263		0.0000	1.0000	7.38
93.5	35,767	7,258	0.2029	0.7971	7.38
94.5	27,282		0.0000	1.0000	5.88
95.5	25,941	200	0.0077	0.9923	5.88
96.5	24,287		0.0000	1.0000	5.84
97.5	24,287		0.0000	1.0000	5.84
98.5	24,287		0.0000	1.0000	5.84
99.5	23,540	9,251	0.3930	0.6070	5.84
100.5	13,778		0.0000	1.0000	3.54
101.5	7,699		0.0000	1.0000	3.54
102.5	6,488		0.0000	1.0000	3.54
103.5	6,488		0.0000	1.0000	3.54
104.5	6,488		0.0000	1.0000	3.54
105.5					3.54

AMEREN MISSOURI

ACCOUNT 335 MISCELLANEOUS POWER PLANT EQUIPMENT

ORIGINAL LIFE TABLE

PLACEMENT BAND 1913-2018			EXPERIENCE BAND 1969-2018		
AGE AT BEGIN OF INTERVAL	EXPOSURES AT BEGINNING OF AGE INTERVAL	RETIREMENTS DURING AGE INTERVAL	RETMT RATIO	SURV RATIO	PCT SURV BEGIN OF INTERVAL
0.0	11,979,656		0.0000	1.0000	100.00
0.5	11,520,481	29,446	0.0026	0.9974	100.00
1.5	10,412,751	13,211	0.0013	0.9987	99.74
2.5	9,902,111	128,238	0.0130	0.9870	99.62
3.5	9,733,194	129,366	0.0133	0.9867	98.33
4.5	9,805,349	84,748	0.0086	0.9914	97.02
5.5	10,346,341	93,307	0.0090	0.9910	96.18
6.5	9,826,657	71,718	0.0073	0.9927	95.31
7.5	9,506,812	83,513	0.0088	0.9912	94.62
8.5	8,573,572	127,311	0.0148	0.9852	93.79
9.5	7,288,903	41,167	0.0056	0.9944	92.40
10.5	5,888,684	124,761	0.0212	0.9788	91.87
11.5	5,449,853	49,190	0.0090	0.9910	89.93
12.5	5,154,964	54,890	0.0106	0.9894	89.12
13.5	4,459,722	5,961	0.0013	0.9987	88.17
14.5	4,260,551	28,467	0.0067	0.9933	88.05
15.5	4,096,363	38,700	0.0094	0.9906	87.46
16.5	3,428,358	95,876	0.0280	0.9720	86.63
17.5	3,225,954	125,521	0.0389	0.9611	84.21
18.5	2,951,062	29,137	0.0099	0.9901	80.93
19.5	2,669,880	30,405	0.0114	0.9886	80.14
20.5	2,448,127	60,143	0.0246	0.9754	79.22
21.5	2,274,219	19,556	0.0086	0.9914	77.28
22.5	2,192,493	14,048	0.0064	0.9936	76.61
23.5	2,072,765	13,893	0.0067	0.9933	76.12
24.5	1,712,368	206,759	0.1207	0.8793	75.61
25.5	1,440,918	16,232	0.0113	0.9887	66.48
26.5	1,280,408	8,480	0.0066	0.9934	65.73
27.5	1,199,469	20,163	0.0168	0.9832	65.30
28.5	990,659	12,090	0.0122	0.9878	64.20
29.5	865,252	5,581	0.0064	0.9936	63.42
30.5	848,841	3,553	0.0042	0.9958	63.01
31.5	910,640	5,332	0.0059	0.9941	62.74
32.5	913,238	4,362	0.0048	0.9952	62.38
33.5	899,697	5,937	0.0066	0.9934	62.08
34.5	850,957	4,580	0.0054	0.9946	61.67
35.5	772,984	200	0.0003	0.9997	61.34
36.5	780,883	14,830	0.0190	0.9810	61.32
37.5	765,748	5,799	0.0076	0.9924	60.16
38.5	751,680	8,984	0.0120	0.9880	59.70

AMEREN MISSOURI

ACCOUNT 335 MISCELLANEOUS POWER PLANT EQUIPMENT

ORIGINAL LIFE TABLE, CONT.

PLACEMENT BAND 1913-2018			EXPERIENCE BAND 1969-2018			
AGE AT BEGIN OF INTERVAL	EXPOSURES AT BEGINNING OF AGE INTERVAL	RETIREMENTS DURING AGE INTERVAL	RETMT RATIO	SURV RATIO	PCT SURV BEGIN OF INTERVAL	
39.5	726,760	5,133	0.0071	0.9929	58.99	
40.5	711,192	10,091	0.0142	0.9858	58.57	
41.5	685,850	33,811	0.0493	0.9507	57.74	
42.5	645,795	3,523	0.0055	0.9945	54.89	
43.5	617,912	1,077	0.0017	0.9983	54.59	
44.5	583,511	2,016	0.0035	0.9965	54.50	
45.5	575,283	2,468	0.0043	0.9957	54.31	
46.5	566,403	11,848	0.0209	0.9791	54.08	
47.5	490,622	15,453	0.0315	0.9685	52.95	
48.5	464,185	3,697	0.0080	0.9920	51.28	
49.5	449,526	1,365	0.0030	0.9970	50.87	
50.5	426,865	17,146	0.0402	0.9598	50.72	
51.5	405,362	724	0.0018	0.9982	48.68	
52.5	400,697	4,014	0.0100	0.9900	48.59	
53.5	378,856	217	0.0006	0.9994	48.10	
54.5	373,460	9,436	0.0253	0.9747	48.08	
55.5	311,332	4,652	0.0149	0.9851	46.86	
56.5	300,891	488	0.0016	0.9984	46.16	
57.5	294,874	2,122	0.0072	0.9928	46.09	
58.5	281,401	2,629	0.0093	0.9907	45.76	
59.5	267,112	5,831	0.0218	0.9782	45.33	
60.5	251,322	7,501	0.0298	0.9702	44.34	
61.5	235,906	1,298	0.0055	0.9945	43.02	
62.5	229,632		0.0000	1.0000	42.78	
63.5	224,991	134	0.0006	0.9994	42.78	
64.5	217,256	572	0.0026	0.9974	42.75	
65.5	203,034		0.0000	1.0000	42.64	
66.5	200,318	6,046	0.0302	0.9698	42.64	
67.5	193,032	26,625	0.1379	0.8621	41.35	
68.5	161,276	9,289	0.0576	0.9424	35.65	
69.5	148,424	2,169	0.0146	0.9854	33.60	
70.5	144,975	2,055	0.0142	0.9858	33.11	
71.5	140,434	13,609	0.0969	0.9031	32.64	
72.5	120,906	235	0.0019	0.9981	29.47	
73.5	117,639	995	0.0085	0.9915	29.42	
74.5	115,096	1,914	0.0166	0.9834	29.17	
75.5	112,197	72,115	0.6428	0.3572	28.68	
76.5	37,987		0.0000	1.0000	10.25	
77.5	37,334	1,043	0.0279	0.9721	10.25	
78.5	35,144	581	0.0165	0.9835	9.96	

AMEREN MISSOURI

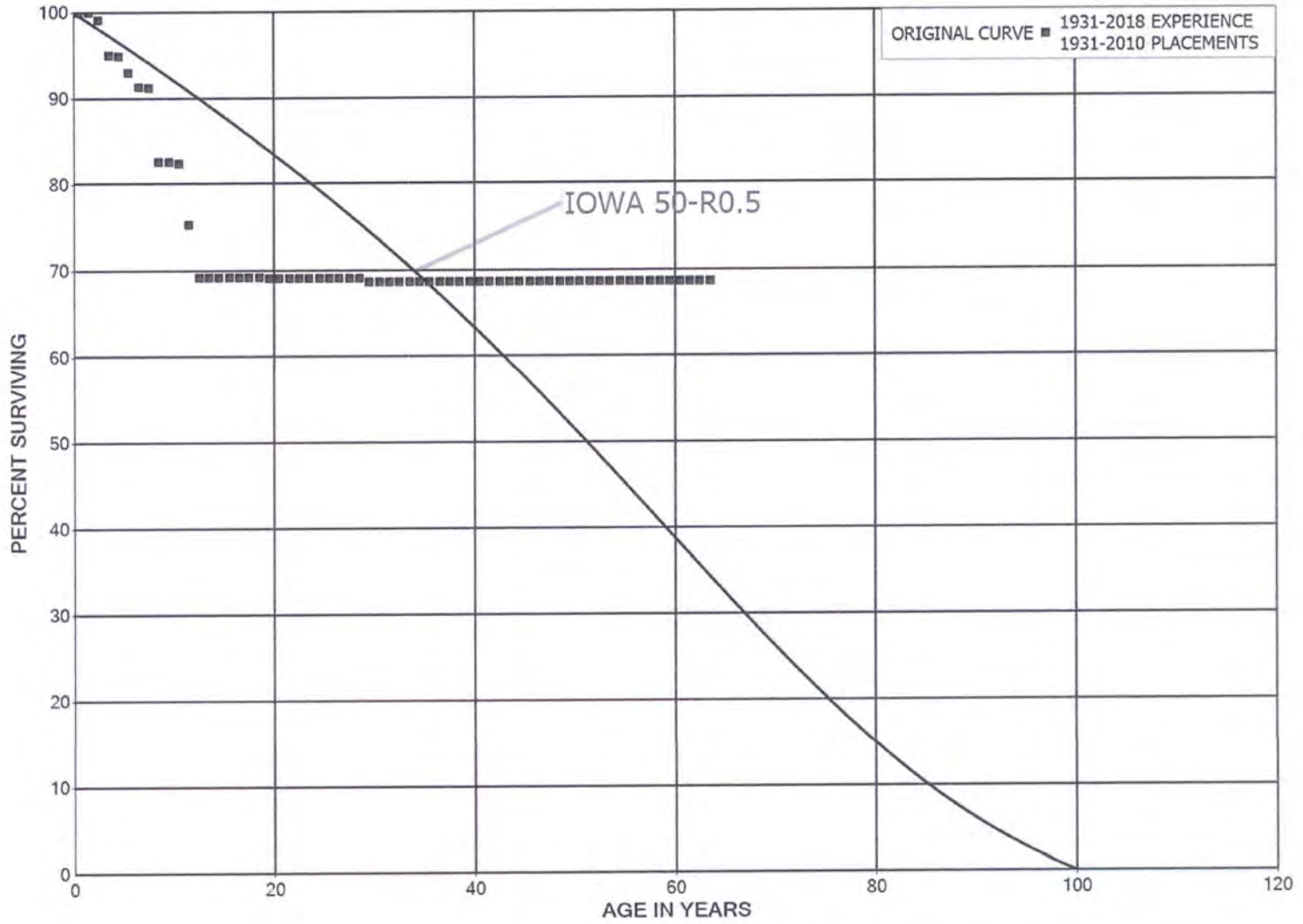
ACCOUNT 335 MISCELLANEOUS POWER PLANT EQUIPMENT

ORIGINAL LIFE TABLE, CONT.

PLACEMENT BAND 1913-2018			EXPERIENCE BAND 1969-2018		
AGE AT BEGIN OF INTERVAL	EXPOSURES AT BEGINNING OF AGE INTERVAL	RETIREMENTS DURING AGE INTERVAL	RETMT RATIO	SURV RATIO	PCT SURV BEGIN OF INTERVAL
79.5	33,921	110	0.0032	0.9968	9.80
80.5	33,508	6,107	0.1823	0.8177	9.76
81.5	26,768	662	0.0247	0.9753	7.98
82.5	23,950		0.0000	1.0000	7.79
83.5	23,122	297	0.0129	0.9871	7.79
84.5	26,456		0.0000	1.0000	7.69
85.5	26,456		0.0000	1.0000	7.69
86.5	26,215		0.0000	1.0000	7.69
87.5	23,647		0.0000	1.0000	7.69
88.5	40,348		0.0000	1.0000	7.69
89.5	40,230	248	0.0062	0.9938	7.69
90.5	39,614	744	0.0188	0.9812	7.64
91.5	38,870	957	0.0246	0.9754	7.50
92.5	36,263		0.0000	1.0000	7.31
93.5	35,767	7,258	0.2029	0.7971	7.31
94.5	27,282		0.0000	1.0000	5.83
95.5	25,941	200	0.0077	0.9923	5.83
96.5	24,287		0.0000	1.0000	5.78
97.5	24,287		0.0000	1.0000	5.78
98.5	24,287		0.0000	1.0000	5.78
99.5	23,540	9,251	0.3930	0.6070	5.78
100.5	13,778		0.0000	1.0000	3.51
101.5	7,699		0.0000	1.0000	3.51
102.5	6,488		0.0000	1.0000	3.51
103.5	6,488		0.0000	1.0000	3.51
104.5	6,488		0.0000	1.0000	3.51
105.5					3.51



AMEREN MISSOURI
ACCOUNT 336 ROADS, RAILROADS AND BRIDGES
ORIGINAL AND SMOOTH SURVIVOR CURVES



AMEREN MISSOURI

ACCOUNT 336 ROADS, RAILROADS AND BRIDGES

ORIGINAL LIFE TABLE

PLACEMENT BAND 1931-2010			EXPERIENCE BAND 1931-2018		
AGE AT BEGIN OF INTERVAL	EXPOSURES AT BEGINNING OF AGE INTERVAL	RETIREMENTS DURING AGE INTERVAL	RETMT RATIO	SURV RATIO	PCT SURV BEGIN OF INTERVAL
0.0	472,238		0.0000	1.0000	100.00
0.5	472,238	519	0.0011	0.9989	100.00
1.5	471,719	3,714	0.0079	0.9921	99.89
2.5	468,005	19,898	0.0425	0.9575	99.10
3.5	501,274	236	0.0005	0.9995	94.89
4.5	501,038	10,309	0.0206	0.9794	94.85
5.5	490,729	8,477	0.0173	0.9827	92.89
6.5	482,252	697	0.0014	0.9986	91.29
7.5	481,555	45,214	0.0939	0.9061	91.16
8.5	409,011		0.0000	1.0000	82.60
9.5	246,928	589	0.0024	0.9976	82.60
10.5	246,339	21,131	0.0858	0.9142	82.40
11.5	225,208	18,257	0.0811	0.9189	75.33
12.5	206,951		0.0000	1.0000	69.23
13.5	206,951	284	0.0014	0.9986	69.23
14.5	206,667		0.0000	1.0000	69.13
15.5	206,667		0.0000	1.0000	69.13
16.5	206,667		0.0000	1.0000	69.13
17.5	206,667		0.0000	1.0000	69.13
18.5	206,667	306	0.0015	0.9985	69.13
19.5	153,194		0.0000	1.0000	69.03
20.5	153,194		0.0000	1.0000	69.03
21.5	153,194		0.0000	1.0000	69.03
22.5	153,194		0.0000	1.0000	69.03
23.5	153,194		0.0000	1.0000	69.03
24.5	153,194		0.0000	1.0000	69.03
25.5	153,194		0.0000	1.0000	69.03
26.5	153,194		0.0000	1.0000	69.03
27.5	153,194		0.0000	1.0000	69.03
28.5	150,963	1,012	0.0067	0.9933	69.03
29.5	149,951		0.0000	1.0000	68.57
30.5	149,951		0.0000	1.0000	68.57
31.5	149,951		0.0000	1.0000	68.57
32.5	149,951		0.0000	1.0000	68.57
33.5	149,951		0.0000	1.0000	68.57
34.5	182,543		0.0000	1.0000	68.57
35.5	182,543		0.0000	1.0000	68.57
36.5	175,849		0.0000	1.0000	68.57
37.5	175,849		0.0000	1.0000	68.57
38.5	175,849		0.0000	1.0000	68.57

AMEREN MISSOURI

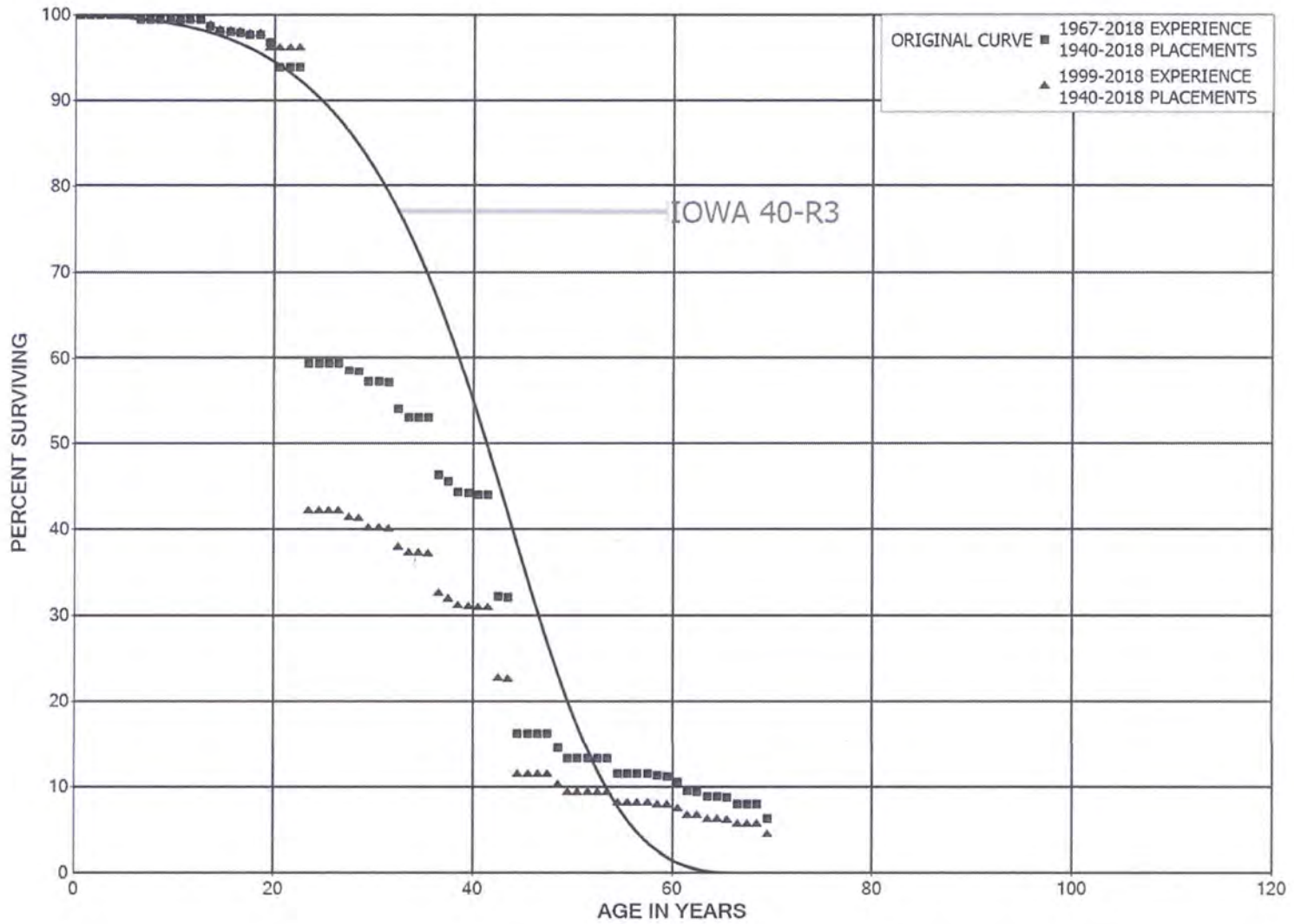
ACCOUNT 336 ROADS, RAILROADS AND BRIDGES

ORIGINAL LIFE TABLE, CONT.

PLACEMENT BAND 1931-2010			EXPERIENCE BAND 1931-2018		
AGE AT BEGIN OF INTERVAL	EXPOSURES AT BEGINNING OF AGE INTERVAL	RETIREMENTS DURING AGE INTERVAL	RETMT RATIO	SURV RATIO	PCT SURV BEGIN OF INTERVAL
39.5	175,849		0.0000	1.0000	68.57
40.5	175,849		0.0000	1.0000	68.57
41.5	175,849		0.0000	1.0000	68.57
42.5	175,849		0.0000	1.0000	68.57
43.5	175,849		0.0000	1.0000	68.57
44.5	175,849		0.0000	1.0000	68.57
45.5	175,849		0.0000	1.0000	68.57
46.5	175,849		0.0000	1.0000	68.57
47.5	175,849		0.0000	1.0000	68.57
48.5	171,332		0.0000	1.0000	68.57
49.5	166,901		0.0000	1.0000	68.57
50.5	166,901		0.0000	1.0000	68.57
51.5	134,309		0.0000	1.0000	68.57
52.5	130,572		0.0000	1.0000	68.57
53.5	103,079		0.0000	1.0000	68.57
54.5	103,079		0.0000	1.0000	68.57
55.5	95,401		0.0000	1.0000	68.57
56.5	95,401		0.0000	1.0000	68.57
57.5	82,239		0.0000	1.0000	68.57
58.5	82,239		0.0000	1.0000	68.57
59.5	82,239		0.0000	1.0000	68.57
60.5	82,239		0.0000	1.0000	68.57
61.5	82,239		0.0000	1.0000	68.57
62.5	82,239		0.0000	1.0000	68.57
63.5	21,987		0.0000	1.0000	68.57
64.5	21,987		0.0000	1.0000	68.57
65.5	21,987		0.0000	1.0000	68.57
66.5	21,987		0.0000	1.0000	68.57
67.5	5,981		0.0000	1.0000	68.57
68.5	5,981		0.0000	1.0000	68.57
69.5	5,981		0.0000	1.0000	68.57
70.5	5,981		0.0000	1.0000	68.57
71.5	5,981		0.0000	1.0000	68.57
72.5	5,981		0.0000	1.0000	68.57
73.5					



AMEREN MISSOURI
ACCOUNT 341 STRUCTURES AND IMPROVEMENTS
ORIGINAL AND SMOOTH SURVIVOR CURVES



AMEREN MISSOURI

ACCOUNT 341 STRUCTURES AND IMPROVEMENTS

ORIGINAL LIFE TABLE

PLACEMENT BAND 1940-2018		EXPERIENCE BAND 1967-2018			
AGE AT BEGIN OF INTERVAL	EXPOSURES AT BEGINNING OF AGE INTERVAL	RETIREMENTS DURING AGE INTERVAL	RETMT RATIO	SURV RATIO	PCT SURV BEGIN OF INTERVAL
0.0	32,284,371		0.0000	1.0000	100.00
0.5	31,618,353		0.0000	1.0000	100.00
1.5	34,071,501		0.0000	1.0000	100.00
2.5	35,209,058	23,214	0.0007	0.9993	100.00
3.5	36,525,467	5	0.0000	1.0000	99.93
4.5	37,060,338		0.0000	1.0000	99.93
5.5	36,633,116	193,077	0.0053	0.9947	99.93
6.5	30,161,614		0.0000	1.0000	99.41
7.5	30,163,183		0.0000	1.0000	99.41
8.5	30,049,412	590	0.0000	1.0000	99.41
9.5	28,062,528	12,470	0.0004	0.9996	99.41
10.5	27,404,629		0.0000	1.0000	99.36
11.5	31,258,222	0	0.0000	1.0000	99.36
12.5	32,502,572	227,001	0.0070	0.9930	99.36
13.5	31,184,691	203,148	0.0065	0.9935	98.67
14.5	28,730,238	22,974	0.0008	0.9992	98.02
15.5	24,450,749	19,157	0.0008	0.9992	97.95
16.5	16,490,788	42,509	0.0026	0.9974	97.87
17.5	6,289,407		0.0000	1.0000	97.62
18.5	1,929,577	17,838	0.0092	0.9908	97.62
19.5	1,896,844	56,631	0.0299	0.9701	96.71
20.5	1,809,062	771	0.0004	0.9996	93.83
21.5	1,792,094		0.0000	1.0000	93.79
22.5	1,792,094	656,347	0.3662	0.6338	93.79
23.5	1,100,633		0.0000	1.0000	59.44
24.5	1,090,722		0.0000	1.0000	59.44
25.5	1,072,449		0.0000	1.0000	59.44
26.5	1,192,984	19,320	0.0162	0.9838	59.44
27.5	1,158,034	836	0.0007	0.9993	58.48
28.5	1,157,198	25,616	0.0221	0.9779	58.43
29.5	1,148,396		0.0000	1.0000	57.14
30.5	1,172,353	2,087	0.0018	0.9982	57.14
31.5	1,170,266	62,903	0.0538	0.9462	57.04
32.5	1,102,985	19,871	0.0180	0.9820	53.97
33.5	1,083,114	11	0.0000	1.0000	53.00
34.5	1,069,856	1,388	0.0013	0.9987	53.00
35.5	1,068,468	133,747	0.1252	0.8748	52.93
36.5	934,721	17,235	0.0184	0.9816	46.30
37.5	917,485	23,956	0.0261	0.9739	45.45
38.5	890,174	1,174	0.0013	0.9987	44.26

AMEREN MISSOURI

ACCOUNT 341 STRUCTURES AND IMPROVEMENTS

ORIGINAL LIFE TABLE, CONT.

PLACEMENT BAND 1940-2018			EXPERIENCE BAND 1967-2018		
AGE AT BEGIN OF INTERVAL	EXPOSURES AT BEGINNING OF AGE INTERVAL	RETIREMENTS DURING AGE INTERVAL	RETMT RATIO	SURV RATIO	PCT SURV BEGIN OF INTERVAL
39.5	882,401	5,866	0.0066	0.9934	44.21
40.5	565,811		0.0000	1.0000	43.91
41.5	556,945	148,372	0.2664	0.7336	43.91
42.5	389,525	1,622	0.0042	0.9958	32.21
43.5	387,903	191,721	0.4943	0.5057	32.08
44.5	31,934		0.0000	1.0000	16.22
45.5	31,934		0.0000	1.0000	16.22
46.5	50,239		0.0000	1.0000	16.22
47.5	50,239	5,253	0.1046	0.8954	16.22
48.5	44,985	3,777	0.0840	0.9160	14.53
49.5	44,110	5	0.0001	0.9999	13.31
50.5	51,535	209	0.0041	0.9959	13.31
51.5	57,322		0.0000	1.0000	13.25
52.5	121,413		0.0000	1.0000	13.25
53.5	140,170	18,305	0.1306	0.8694	13.25
54.5	256,804		0.0000	1.0000	11.52
55.5	265,689		0.0000	1.0000	11.52
56.5	298,698		0.0000	1.0000	11.52
57.5	298,698	7,429	0.0249	0.9751	11.52
58.5	291,479	2,610	0.0090	0.9910	11.24
59.5	288,868	16,063	0.0556	0.9444	11.13
60.5	275,233	26,773	0.0973	0.9027	10.52
61.5	333,935	1,771	0.0053	0.9947	9.49
62.5	332,528	19,920	0.0599	0.9401	9.44
63.5	421,923	2,168	0.0051	0.9949	8.88
64.5	416,854	7,390	0.0177	0.9823	8.83
65.5	409,464	33,211	0.0811	0.9189	8.67
66.5	376,253		0.0000	1.0000	7.97
67.5	328,226		0.0000	1.0000	7.97
68.5	328,226	70,885	0.2160	0.7840	7.97
69.5	126,341	2,428	0.0192	0.9808	6.25
70.5	123,913	14,590	0.1177	0.8823	6.13
71.5	109,315		0.0000	1.0000	5.41
72.5	109,315		0.0000	1.0000	5.41
73.5	109,315	109,315	1.0000		5.41
74.5					

AMEREN MISSOURI

ACCOUNT 341 STRUCTURES AND IMPROVEMENTS

ORIGINAL LIFE TABLE

PLACEMENT BAND 1940-2018			EXPERIENCE BAND 1999-2018		
AGE AT BEGIN OF INTERVAL	EXPOSURES AT BEGINNING OF AGE INTERVAL	RETIREMENTS DURING AGE INTERVAL	RETMT RATIO	SURV RATIO	PCT SURV BEGIN OF INTERVAL
0.0	31,002,331		0.0000	1.0000	100.00
0.5	30,367,465		0.0000	1.0000	100.00
1.5	32,854,409		0.0000	1.0000	100.00
2.5	33,991,966	23,214	0.0007	0.9993	100.00
3.5	35,308,375	5	0.0000	1.0000	99.93
4.5	35,849,624		0.0000	1.0000	99.93
5.5	35,448,674	162,324	0.0046	0.9954	99.93
6.5	29,007,925		0.0000	1.0000	99.47
7.5	29,023,433		0.0000	1.0000	99.47
8.5	28,909,662		0.0000	1.0000	99.47
9.5	26,923,368	10,009	0.0004	0.9996	99.47
10.5	26,267,930		0.0000	1.0000	99.44
11.5	30,121,523	0	0.0000	1.0000	99.44
12.5	31,370,251	218,761	0.0070	0.9930	99.44
13.5	30,061,446	189,425	0.0063	0.9937	98.74
14.5	27,633,963	22,187	0.0008	0.9992	98.12
15.5	23,355,262	19,157	0.0008	0.9992	98.04
16.5	15,395,616	39,698	0.0026	0.9974	97.96
17.5	5,197,046		0.0000	1.0000	97.71
18.5	840,571	13,842	0.0165	0.9835	97.71
19.5	820,520		0.0000	1.0000	96.10
20.5	1,160,255	771	0.0007	0.9993	96.10
21.5	1,168,099		0.0000	1.0000	96.04
22.5	1,168,099	656,347	0.5619	0.4381	96.04
23.5	482,504		0.0000	1.0000	42.07
24.5	660,834		0.0000	1.0000	42.07
25.5	856,207		0.0000	1.0000	42.07
26.5	976,741	19,320	0.0198	0.9802	42.07
27.5	941,792	836	0.0009	0.9991	41.24
28.5	940,956	25,616	0.0272	0.9728	41.21
29.5	932,154		0.0000	1.0000	40.08
30.5	957,733	2,087	0.0022	0.9978	40.08
31.5	1,170,266	62,903	0.0538	0.9462	40.00
32.5	1,102,985	19,871	0.0180	0.9820	37.85
33.5	1,083,114	11	0.0000	1.0000	37.16
34.5	1,069,856	1,388	0.0013	0.9987	37.16
35.5	1,068,468	133,747	0.1252	0.8748	37.12
36.5	934,721	17,235	0.0184	0.9816	32.47
37.5	917,485	23,956	0.0261	0.9739	31.87
38.5	890,174	1,174	0.0013	0.9987	31.04

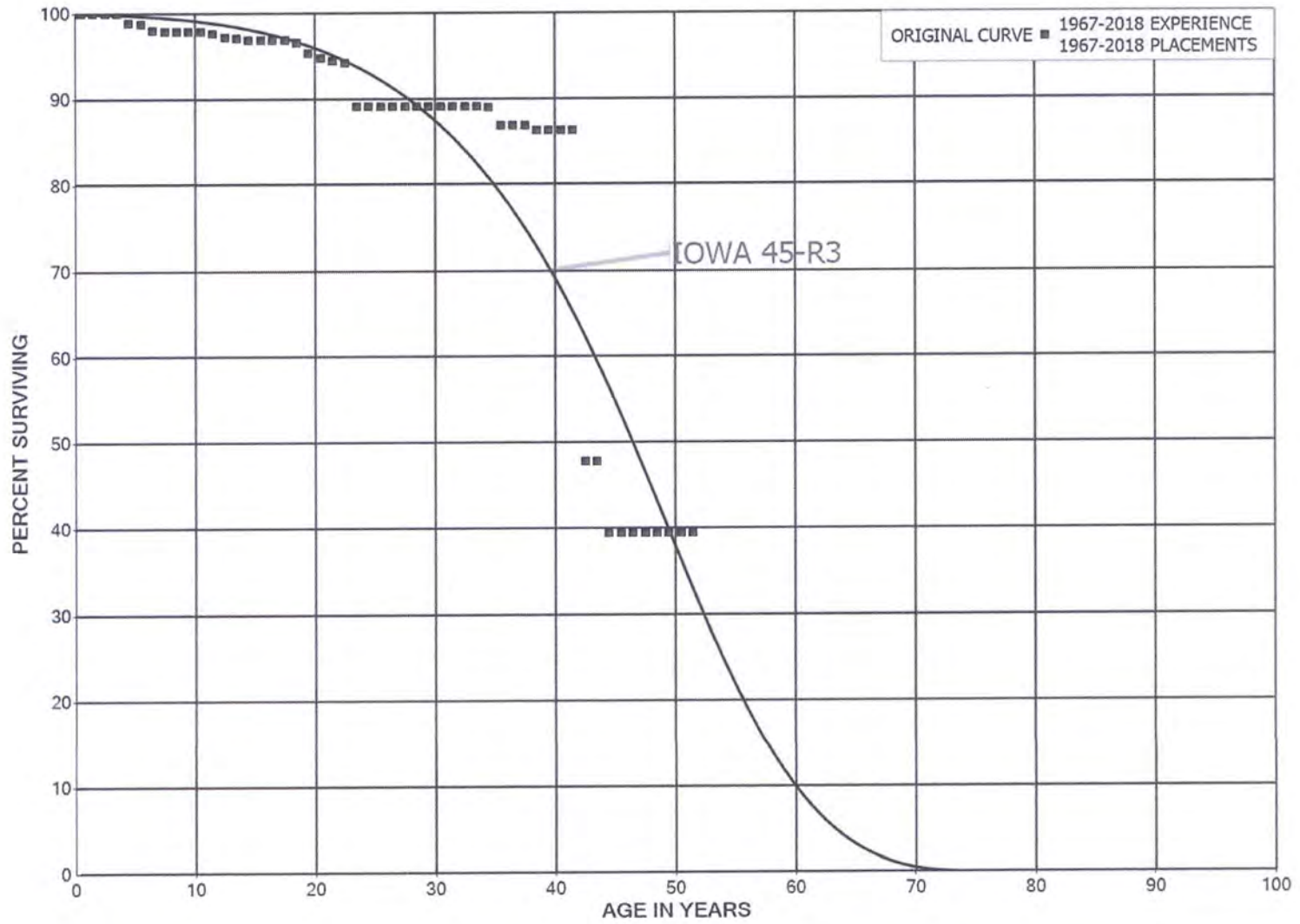
AMEREN MISSOURI

ACCOUNT 341 STRUCTURES AND IMPROVEMENTS

ORIGINAL LIFE TABLE, CONT.

PLACEMENT BAND 1940-2018			EXPERIENCE BAND 1999-2018		
AGE AT BEGIN OF INTERVAL	EXPOSURES AT BEGINNING OF AGE INTERVAL	RETIREMENTS DURING AGE INTERVAL	RETMT RATIO	SURV RATIO	PCT SURV BEGIN OF INTERVAL
39.5	882,401	5,866	0.0066	0.9934	31.00
40.5	565,811		0.0000	1.0000	30.79
41.5	556,945	148,372	0.2664	0.7336	30.79
42.5	389,525	1,622	0.0042	0.9958	22.59
43.5	387,903	191,721	0.4943	0.5057	22.49
44.5	31,934		0.0000	1.0000	11.38
45.5	31,934		0.0000	1.0000	11.38
46.5	50,239		0.0000	1.0000	11.38
47.5	50,239	5,253	0.1046	0.8954	11.38
48.5	44,985	3,777	0.0840	0.9160	10.19
49.5	44,110	5	0.0001	0.9999	9.33
50.5	51,535	209	0.0041	0.9959	9.33
51.5	57,322		0.0000	1.0000	9.29
52.5	121,413		0.0000	1.0000	9.29
53.5	140,170	18,305	0.1306	0.8694	9.29
54.5	256,804		0.0000	1.0000	8.08
55.5	265,689		0.0000	1.0000	8.08
56.5	298,698		0.0000	1.0000	8.08
57.5	298,698	7,429	0.0249	0.9751	8.08
58.5	291,479	2,610	0.0090	0.9910	7.88
59.5	288,868	16,063	0.0556	0.9444	7.81
60.5	275,233	26,773	0.0973	0.9027	7.37
61.5	333,935	1,771	0.0053	0.9947	6.66
62.5	332,528	19,920	0.0599	0.9401	6.62
63.5	421,923	2,168	0.0051	0.9949	6.22
64.5	416,854	7,390	0.0177	0.9823	6.19
65.5	409,464	33,211	0.0811	0.9189	6.08
66.5	376,253		0.0000	1.0000	5.59
67.5	328,226		0.0000	1.0000	5.59
68.5	328,226	70,885	0.2160	0.7840	5.59
69.5	126,341	2,428	0.0192	0.9808	4.38
70.5	123,913	14,590	0.1177	0.8823	4.30
71.5	109,315		0.0000	1.0000	3.79
72.5	109,315		0.0000	1.0000	3.79
73.5	109,315	109,315	1.0000		3.79
74.5					

AMEREN MISSOURI
ACCOUNT 342 FUEL HOLDERS, PRODUCERS AND ACCESSORIES
ORIGINAL AND SMOOTH SURVIVOR CURVES



AMEREN MISSOURI

ACCOUNT 342 FUEL HOLDERS, PRODUCERS AND ACCESSORIES

ORIGINAL LIFE TABLE

PLACEMENT BAND 1967-2018		EXPERIENCE BAND 1967-2018			
AGE AT BEGIN OF INTERVAL	EXPOSURES AT BEGINNING OF AGE INTERVAL	RETIREMENTS DURING AGE INTERVAL	RETMT RATIO	SURV RATIO	PCT SURV BEGIN OF INTERVAL
0.0	34,098,260		0.0000	1.0000	100.00
0.5	33,915,948		0.0000	1.0000	100.00
1.5	33,384,728		0.0000	1.0000	100.00
2.5	34,434,966		0.0000	1.0000	100.00
3.5	38,243,876	434,527	0.0114	0.9886	100.00
4.5	41,151,077	70,459	0.0017	0.9983	98.86
5.5	43,833,253	315,931	0.0072	0.9928	98.69
6.5	29,361,540	45,473	0.0015	0.9985	97.98
7.5	29,093,018		0.0000	1.0000	97.83
8.5	29,093,018	9,002	0.0003	0.9997	97.83
9.5	25,748,924		0.0000	1.0000	97.80
10.5	25,471,337	47,999	0.0019	0.9981	97.80
11.5	30,456,429	146,808	0.0048	0.9952	97.62
12.5	33,295,023	10,120	0.0003	0.9997	97.15
13.5	29,154,747	70,280	0.0024	0.9976	97.12
14.5	29,089,010		0.0000	1.0000	96.88
15.5	26,365,591	1,404	0.0001	0.9999	96.88
16.5	17,535,247		0.0000	1.0000	96.88
17.5	5,663,312	24,825	0.0044	0.9956	96.88
18.5	1,898,419	22,119	0.0117	0.9883	96.45
19.5	1,876,300	11,072	0.0059	0.9941	95.33
20.5	1,865,228	6,865	0.0037	0.9963	94.77
21.5	1,854,650	3,688	0.0020	0.9980	94.42
22.5	1,659,350	90,522	0.0546	0.9454	94.23
23.5	1,471,160		0.0000	1.0000	89.09
24.5	1,471,160		0.0000	1.0000	89.09
25.5	1,471,160		0.0000	1.0000	89.09
26.5	1,471,160		0.0000	1.0000	89.09
27.5	1,461,494		0.0000	1.0000	89.09
28.5	1,461,494		0.0000	1.0000	89.09
29.5	1,461,494		0.0000	1.0000	89.09
30.5	1,461,494		0.0000	1.0000	89.09
31.5	1,461,494		0.0000	1.0000	89.09
32.5	1,461,494	554	0.0004	0.9996	89.09
33.5	1,460,939	1,553	0.0011	0.9989	89.06
34.5	1,458,538	35,111	0.0241	0.9759	88.96
35.5	1,318,848		0.0000	1.0000	86.82
36.5	1,290,670		0.0000	1.0000	86.82
37.5	1,290,670	7,305	0.0057	0.9943	86.82
38.5	1,275,478		0.0000	1.0000	86.33

AMEREN MISSOURI

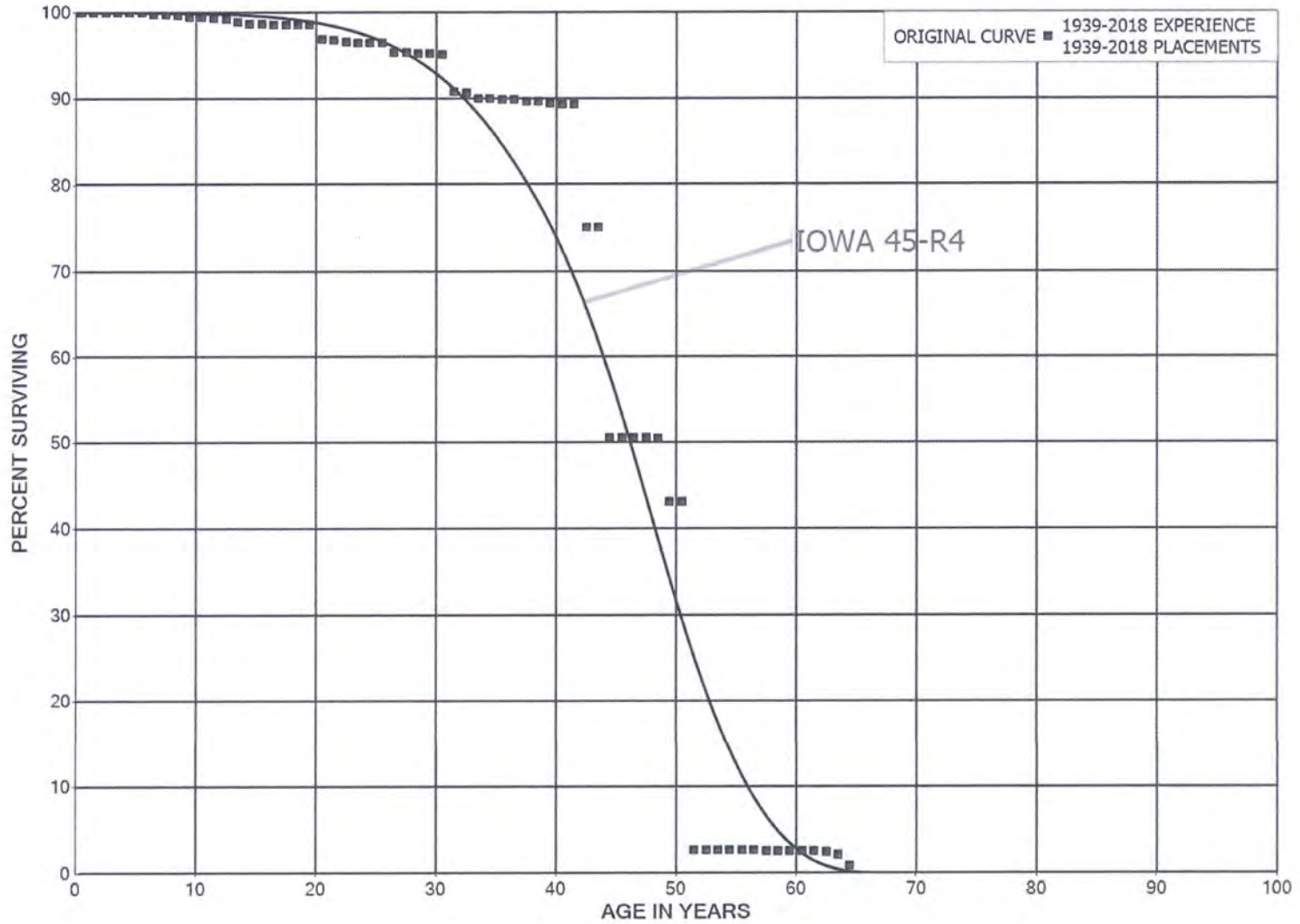
ACCOUNT 342 FUEL HOLDERS, PRODUCERS AND ACCESSORIES

ORIGINAL LIFE TABLE, CONT.

PLACEMENT BAND 1967-2018			EXPERIENCE BAND 1967-2018		
AGE AT BEGIN OF INTERVAL	EXPOSURES AT BEGINNING OF AGE INTERVAL	RETIREMENTS DURING AGE INTERVAL	RETMT RATIO	SURV RATIO	PCT SURV BEGIN OF INTERVAL
39.5	1,275,478		0.0000	1.0000	86.33
40.5	840,021		0.0000	1.0000	86.33
41.5	840,021	375,903	0.4475	0.5525	86.33
42.5	464,118		0.0000	1.0000	47.70
43.5	366,584	63,520	0.1733	0.8267	47.70
44.5	69,830		0.0000	1.0000	39.43
45.5	63,582		0.0000	1.0000	39.43
46.5	63,582		0.0000	1.0000	39.43
47.5	63,582		0.0000	1.0000	39.43
48.5	63,582		0.0000	1.0000	39.43
49.5	63,582		0.0000	1.0000	39.43
50.5	63,582		0.0000	1.0000	39.43
51.5					39.43



AMEREN MISSOURI
ACCOUNT 344 GENERATORS - OTHER CTS
ORIGINAL AND SMOOTH SURVIVOR CURVES



AMEREN MISSOURI

ACCOUNT 344 GENERATORS - OTHER CTS

ORIGINAL LIFE TABLE

PLACEMENT BAND 1939-2018		EXPERIENCE BAND 1939-2018			
AGE AT BEGIN OF INTERVAL	EXPOSURES AT BEGINNING OF AGE INTERVAL	RETIREMENTS DURING AGE INTERVAL	RETMT RATIO	SURV RATIO	PCT SURV BEGIN OF INTERVAL
0.0	853,694,761		0.0000	1.0000	100.00
0.5	851,321,711	106,413	0.0001	0.9999	100.00
1.5	851,367,509		0.0000	1.0000	99.99
2.5	848,295,222	387	0.0000	1.0000	99.99
3.5	1,005,165,913	61,234	0.0001	0.9999	99.99
4.5	1,086,203,910	164,016	0.0002	0.9998	99.98
5.5	1,067,543,152	2,072,005	0.0019	0.9981	99.97
6.5	1,052,107,420	467,046	0.0004	0.9996	99.77
7.5	1,050,853,794	936,454	0.0009	0.9991	99.73
8.5	1,049,159,428	2,347,018	0.0022	0.9978	99.64
9.5	1,046,328,271	1	0.0000	1.0000	99.42
10.5	1,040,195,208	1,770,447	0.0017	0.9983	99.42
11.5	1,004,685,673	1,031,583	0.0010	0.9990	99.25
12.5	980,775,707	3,329,865	0.0034	0.9966	99.15
13.5	829,386,708	2,040,425	0.0025	0.9975	98.81
14.5	827,586,707		0.0000	1.0000	98.57
15.5	643,300,691	290,664	0.0005	0.9995	98.57
16.5	413,838,986	6,959	0.0000	1.0000	98.52
17.5	128,582,499	9,233	0.0001	0.9999	98.52
18.5	38,742,459		0.0000	1.0000	98.51
19.5	38,742,459	674,103	0.0174	0.9826	98.51
20.5	38,068,356	28,058	0.0007	0.9993	96.80
21.5	38,040,298	75,576	0.0020	0.9980	96.73
22.5	37,964,721	75,477	0.0020	0.9980	96.53
23.5	37,859,561		0.0000	1.0000	96.34
24.5	37,859,561		0.0000	1.0000	96.34
25.5	37,859,561	395,071	0.0104	0.9896	96.34
26.5	37,464,490	15,750	0.0004	0.9996	95.34
27.5	37,448,740	30,852	0.0008	0.9992	95.30
28.5	37,415,872		0.0000	1.0000	95.22
29.5	37,415,872	48,816	0.0013	0.9987	95.22
30.5	37,367,056	1,735,871	0.0465	0.9535	95.09
31.5	35,631,185	6,994	0.0002	0.9998	90.68
32.5	35,624,191	269,583	0.0076	0.9924	90.66
33.5	35,354,608	20,330	0.0006	0.9994	89.97
34.5	35,334,278	39,877	0.0011	0.9989	89.92
35.5	35,294,401	1,062	0.0000	1.0000	89.82
36.5	35,293,339	83,863	0.0024	0.9976	89.82
37.5	35,209,476		0.0000	1.0000	89.60
38.5	35,209,476	96,831	0.0028	0.9972	89.60

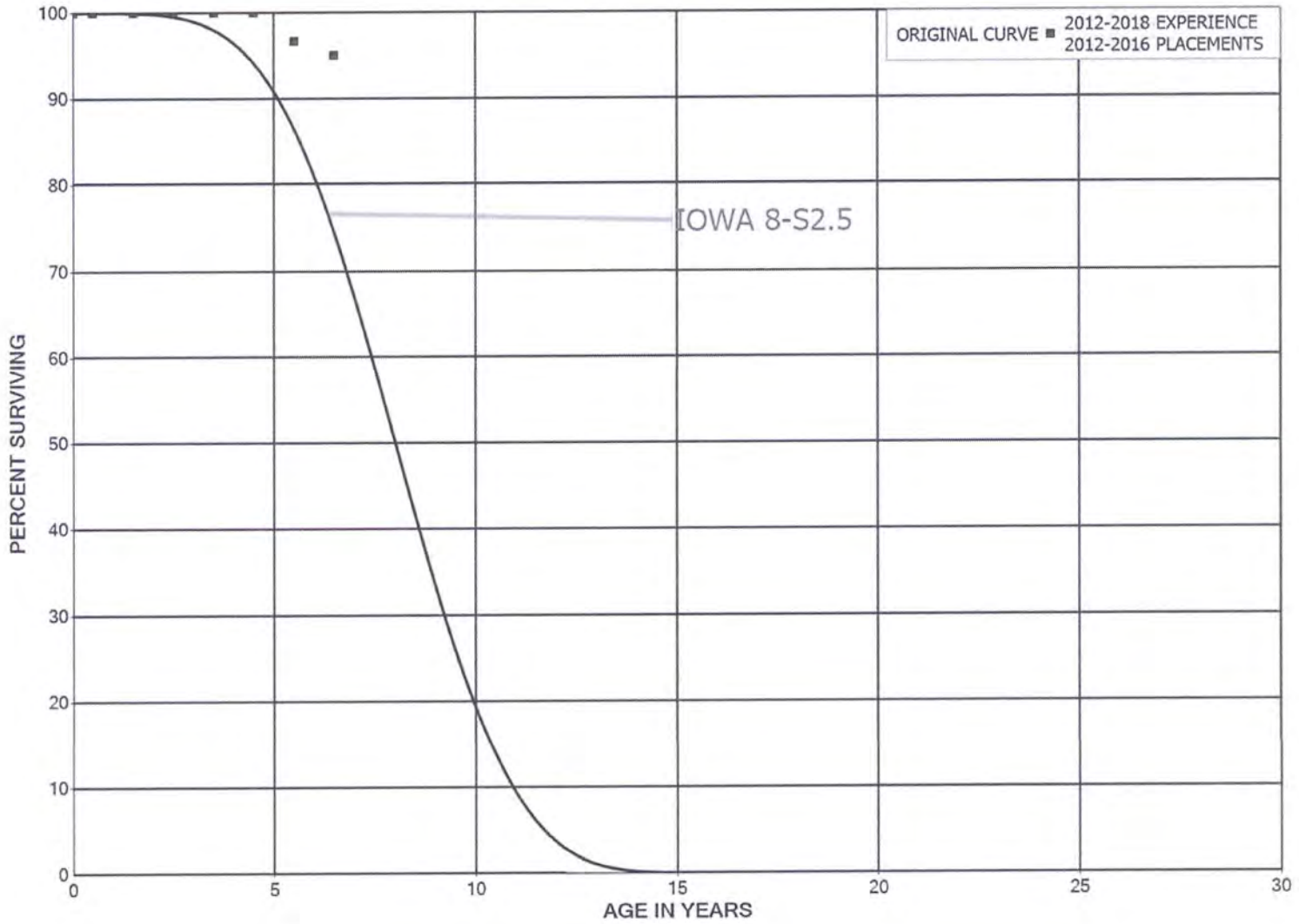
AMEREN MISSOURI

ACCOUNT 344 GENERATORS - OTHER CTS

ORIGINAL LIFE TABLE, CONT.

PLACEMENT BAND 1939-2018			EXPERIENCE BAND 1939-2018		
AGE AT BEGIN OF INTERVAL	EXPOSURES AT BEGINNING OF AGE INTERVAL	RETIREMENTS DURING AGE INTERVAL	RETMT RATIO	SURV RATIO	PCT SURV BEGIN OF INTERVAL
39.5	35,086,296	8,960	0.0003	0.9997	89.36
40.5	16,971,496	821	0.0000	1.0000	89.33
41.5	16,970,675	2,709,601	0.1597	0.8403	89.33
42.5	14,261,074		0.0000	1.0000	75.07
43.5	14,261,074	4,675,444	0.3278	0.6722	75.07
44.5	1,308,448		0.0000	1.0000	50.46
45.5	1,308,448		0.0000	1.0000	50.46
46.5	1,308,448		0.0000	1.0000	50.46
47.5	1,308,448	2,924	0.0022	0.9978	50.46
48.5	1,305,524	189,605	0.1452	0.8548	50.34
49.5	1,115,919		0.0000	1.0000	43.03
50.5	1,115,919	1,048,214	0.9393	0.0607	43.03
51.5	66,659		0.0000	1.0000	2.61
52.5	139,991		0.0000	1.0000	2.61
53.5	481,256		0.0000	1.0000	2.61
54.5	1,586,930		0.0000	1.0000	2.61
55.5	2,322,804		0.0000	1.0000	2.61
56.5	2,390,421	67,958	0.0284	0.9716	2.61
57.5	2,325,175		0.0000	1.0000	2.54
58.5	2,325,175		0.0000	1.0000	2.54
59.5	2,325,175	1,275	0.0005	0.9995	2.54
60.5	2,330,074	22,551	0.0097	0.9903	2.54
61.5	2,319,481	72,057	0.0311	0.9689	2.51
62.5	2,247,425	318,714	0.1418	0.8582	2.43
63.5	1,928,711	1,108,961	0.5750	0.4250	2.09
64.5	819,750	738,587	0.9010	0.0990	0.89
65.5	81,164	63,031	0.7766	0.2234	0.09
66.5	18,132		0.0000	1.0000	0.02
67.5	18,132		0.0000	1.0000	0.02
68.5	18,132		0.0000	1.0000	0.02
69.5	18,132	6,174	0.3405	0.6595	0.02
70.5	11,958	11,958	1.0000		0.01
71.5					

AMEREN MISSOURI
ACCOUNT 344 GENERATORS - MARYLAND HEIGHTS LANDFILL CTG
ORIGINAL AND SMOOTH SURVIVOR CURVES



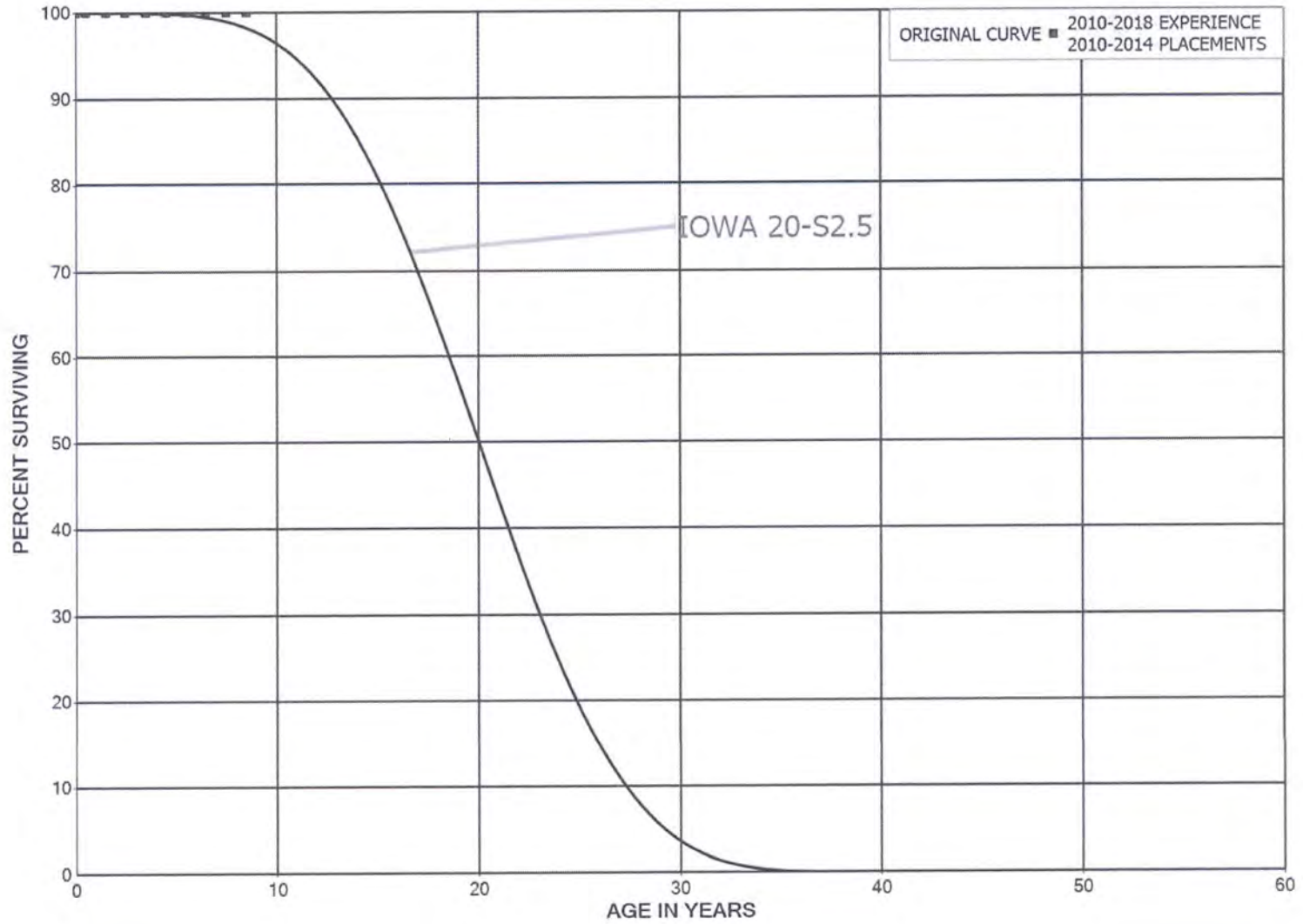
AMEREN MISSOURI

ACCOUNT 344 GENERATORS - MARYLAND HEIGHTS LANDFILL CTG

ORIGINAL LIFE TABLE

PLACEMENT BAND 2012-2016			EXPERIENCE BAND 2012-2018		
AGE AT BEGIN OF INTERVAL	EXPOSURES AT BEGINNING OF AGE INTERVAL	RETIREMENTS DURING AGE INTERVAL	RETMT RATIO	SURV RATIO	PCT SURV BEGIN OF INTERVAL
0.0	8,710,814		0.0000	1.0000	100.00
0.5	8,710,814		0.0000	1.0000	100.00
1.5	8,710,814		0.0000	1.0000	100.00
2.5	5,868,116		0.0000	1.0000	100.00
3.5	5,868,116		0.0000	1.0000	100.00
4.5	5,868,116	195,604	0.0333	0.9667	100.00
5.5	5,672,512	97,802	0.0172	0.9828	96.67
6.5					95.00

AMEREN MISSOURI
ACCOUNT 344 GENERATORS - SOLAR
ORIGINAL AND SMOOTH SURVIVOR CURVES



AMEREN MISSOURI

ACCOUNT 344 GENERATORS - SOLAR

ORIGINAL LIFE TABLE

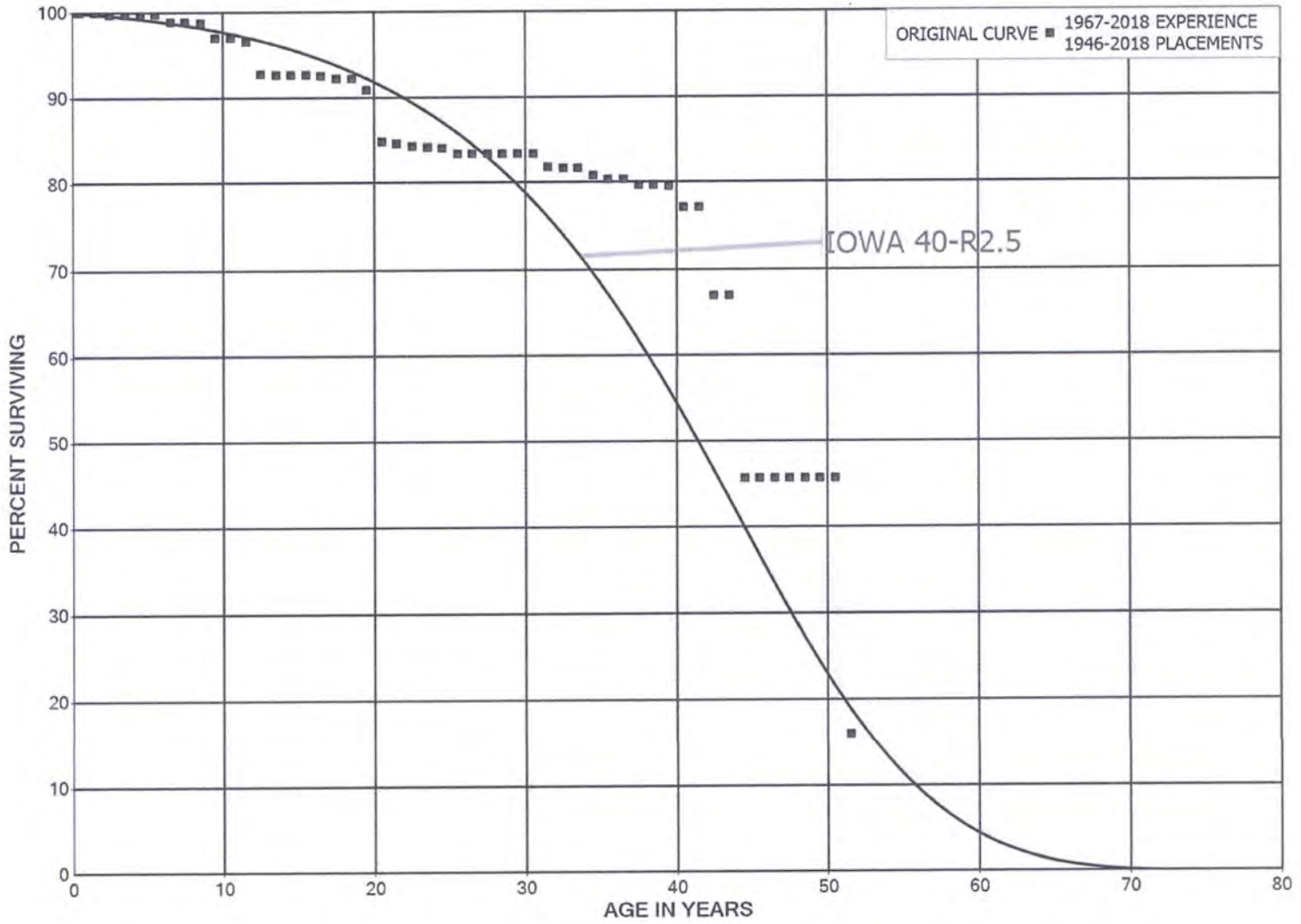
PLACEMENT BAND 2010-2014

EXPERIENCE BAND 2010-2018

AGE AT BEGIN OF INTERVAL	EXPOSURES AT BEGINNING OF AGE INTERVAL	RETIREMENTS DURING AGE INTERVAL	RETMT RATIO	SURV RATIO	PCT SURV BEGIN OF INTERVAL
0.0	10,680,919		0.0000	1.0000	100.00
0.5	10,680,919		0.0000	1.0000	100.00
1.5	10,680,919		0.0000	1.0000	100.00
2.5	10,680,919		0.0000	1.0000	100.00
3.5	10,680,919		0.0000	1.0000	100.00
4.5	1,305,326		0.0000	1.0000	100.00
5.5	1,305,326		0.0000	1.0000	100.00
6.5	1,305,326		0.0000	1.0000	100.00
7.5	1,305,326		0.0000	1.0000	100.00
8.5					100.00



AMEREN MISSOURI
ACCOUNT 345 ACCESSORY ELECTRIC EQUIPMENT
ORIGINAL AND SMOOTH SURVIVOR CURVES



AMEREN MISSOURI

ACCOUNT 345 ACCESSORY ELECTRIC EQUIPMENT

ORIGINAL LIFE TABLE

PLACEMENT BAND 1946-2018		EXPERIENCE BAND 1967-2018			
AGE AT BEGIN OF INTERVAL	EXPOSURES AT BEGINNING OF AGE INTERVAL	RETIREMENTS DURING AGE INTERVAL	RETMT RATIO	SURV RATIO	PCT SURV BEGIN OF INTERVAL
0.0	75,356,952		0.0000	1.0000	100.00
0.5	75,482,816	5,507	0.0001	0.9999	100.00
1.5	76,578,256	213,793	0.0028	0.9972	99.99
2.5	79,248,379	2	0.0000	1.0000	99.71
3.5	84,419,965	96	0.0000	1.0000	99.71
4.5	86,894,316	10,826	0.0001	0.9999	99.71
5.5	92,186,081	848,308	0.0092	0.9908	99.70
6.5	84,382,570		0.0000	1.0000	98.78
7.5	81,136,284	39,364	0.0005	0.9995	98.78
8.5	76,016,651	1,328,644	0.0175	0.9825	98.74
9.5	70,789,828	58,015	0.0008	0.9992	97.01
10.5	70,518,305	285,365	0.0040	0.9960	96.93
11.5	90,285,757	3,598,835	0.0399	0.9601	96.54
12.5	103,221,269	33,756	0.0003	0.9997	92.69
13.5	94,552,117	55,180	0.0006	0.9994	92.66
14.5	94,418,760		0.0000	1.0000	92.61
15.5	76,060,967	95,799	0.0013	0.9987	92.61
16.5	43,493,739	161,644	0.0037	0.9963	92.49
17.5	12,289,884		0.0000	1.0000	92.15
18.5	2,887,845	41,002	0.0142	0.9858	92.15
19.5	2,846,843	186,807	0.0656	0.9344	90.84
20.5	2,660,036	6,802	0.0026	0.9974	84.88
21.5	2,654,562	12,399	0.0047	0.9953	84.66
22.5	2,642,163	3,738	0.0014	0.9986	84.26
23.5	2,920,011	4,218	0.0014	0.9986	84.14
24.5	3,357,112	24,171	0.0072	0.9928	84.02
25.5	3,326,139		0.0000	1.0000	83.42
26.5	3,326,139		0.0000	1.0000	83.42
27.5	3,698,838		0.0000	1.0000	83.42
28.5	3,814,227		0.0000	1.0000	83.42
29.5	3,814,227		0.0000	1.0000	83.42
30.5	3,930,616	73,102	0.0186	0.9814	83.42
31.5	3,857,515	5,013	0.0013	0.9987	81.87
32.5	3,852,502		0.0000	1.0000	81.76
33.5	3,852,502	44,311	0.0115	0.9885	81.76
34.5	3,872,155	22,192	0.0057	0.9943	80.82
35.5	3,849,963	373	0.0001	0.9999	80.36
36.5	3,849,590	27,307	0.0071	0.9929	80.35
37.5	3,822,283		0.0000	1.0000	79.78
38.5	3,820,955	7,053	0.0018	0.9982	79.78

AMEREN MISSOURI

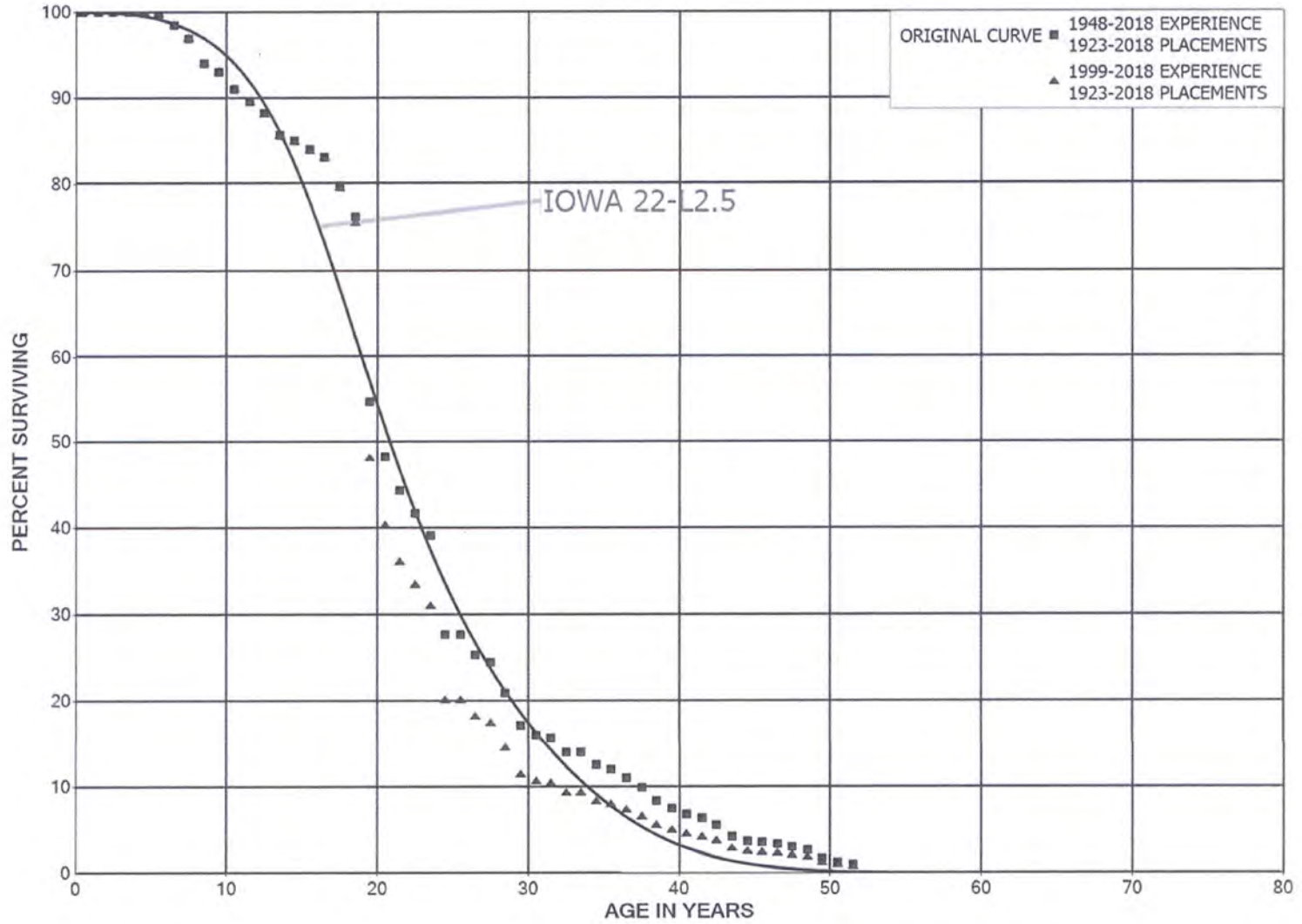
ACCOUNT 345 ACCESSORY ELECTRIC EQUIPMENT

ORIGINAL LIFE TABLE, CONT.

PLACEMENT BAND 1946-2018			EXPERIENCE BAND 1967-2018		
AGE AT BEGIN OF INTERVAL	EXPOSURES AT BEGINNING OF AGE INTERVAL	RETIREMENTS DURING AGE INTERVAL	RETMT RATIO	SURV RATIO	PCT SURV BEGIN OF INTERVAL
39.5	3,813,902	116,390	0.0305	0.9695	79.63
40.5	2,304,878		0.0000	1.0000	77.20
41.5	1,863,559	247,872	0.1330	0.8670	77.20
42.5	1,615,687	617	0.0004	0.9996	66.93
43.5	1,615,070	513,837	0.3182	0.6818	66.91
44.5	233,779		0.0000	1.0000	45.62
45.5	233,779		0.0000	1.0000	45.62
46.5	233,779		0.0000	1.0000	45.62
47.5	233,779		0.0000	1.0000	45.62
48.5	233,779		0.0000	1.0000	45.62
49.5	233,779		0.0000	1.0000	45.62
50.5	233,779	152,343	0.6517	0.3483	45.62
51.5					15.89
52.5					
53.5					
54.5	139,133		0.0000		
55.5	190,407		0.0000		
56.5	190,407	31,676	0.1664		
57.5	220,255		0.0000		
58.5	220,255		0.0000		
59.5	220,255	26,274	0.1193		
60.5	193,981		0.0000		
61.5	193,981	107,457	0.5540		
62.5	86,524	51,274	0.5926		
63.5	35,250		0.0000		
64.5	35,250	35,250	1.0000		
65.5					



AMEREN MISSOURI
ACCOUNT 346 MISCELLANEOUS POWER PLANT EQUIPMENT
ORIGINAL AND SMOOTH SURVIVOR CURVES



AMEREN MISSOURI

ACCOUNT 346 MISCELLANEOUS POWER PLANT EQUIPMENT

ORIGINAL LIFE TABLE

PLACEMENT BAND 1923-2018			EXPERIENCE BAND 1948-2018		
AGE AT BEGIN OF INTERVAL	EXPOSURES AT BEGINNING OF AGE INTERVAL	RETIREMENTS DURING AGE INTERVAL	RETMT RATIO	SURV RATIO	PCT SURV BEGIN OF INTERVAL
0.0	5,536,320		0.0000	1.0000	100.00
0.5	4,341,460	2,075	0.0005	0.9995	100.00
1.5	4,493,713		0.0000	1.0000	99.95
2.5	4,601,637	230	0.0000	1.0000	99.95
3.5	4,627,972	3,576	0.0008	0.9992	99.95
4.5	4,448,725	12,004	0.0027	0.9973	99.87
5.5	5,087,560	61,058	0.0120	0.9880	99.60
6.5	3,738,927	60,077	0.0161	0.9839	98.41
7.5	3,318,562	97,717	0.0294	0.9706	96.82
8.5	3,098,768	32,568	0.0105	0.9895	93.97
9.5	2,980,511	63,648	0.0214	0.9786	92.99
10.5	2,800,600	44,633	0.0159	0.9841	91.00
11.5	3,849,520	61,323	0.0159	0.9841	89.55
12.5	4,186,062	117,037	0.0280	0.9720	88.12
13.5	3,939,312	29,957	0.0076	0.9924	85.66
14.5	3,753,975	48,472	0.0129	0.9871	85.01
15.5	2,973,168	28,891	0.0097	0.9903	83.91
16.5	1,192,453	47,927	0.0402	0.9598	83.09
17.5	390,347	17,314	0.0444	0.9556	79.75
18.5	208,563	59,163	0.2837	0.7163	76.22
19.5	151,756	17,831	0.1175	0.8825	54.60
20.5	141,396	11,542	0.0816	0.9184	48.18
21.5	144,509	8,516	0.0589	0.9411	44.25
22.5	136,986	8,404	0.0614	0.9386	41.64
23.5	140,126	41,190	0.2939	0.7061	39.09
24.5	99,989		0.0000	1.0000	27.60
25.5	104,526	8,771	0.0839	0.9161	27.60
26.5	96,472	3,387	0.0351	0.9649	25.28
27.5	96,086	14,031	0.1460	0.8540	24.39
28.5	83,649	15,236	0.1821	0.8179	20.83
29.5	73,166	4,744	0.0648	0.9352	17.04
30.5	74,573	1,534	0.0206	0.9794	15.93
31.5	80,773	8,283	0.1025	0.8975	15.60
32.5	78,828	202	0.0026	0.9974	14.00
33.5	86,899	9,121	0.1050	0.8950	13.97
34.5	83,651	3,711	0.0444	0.9556	12.50
35.5	89,856	7,907	0.0880	0.9120	11.95
36.5	83,135	8,261	0.0994	0.9006	10.90
37.5	77,889	11,922	0.1531	0.8469	9.81
38.5	70,243	7,397	0.1053	0.8947	8.31

AMEREN MISSOURI

ACCOUNT 346 MISCELLANEOUS POWER PLANT EQUIPMENT

ORIGINAL LIFE TABLE, CONT.

PLACEMENT BAND 1923-2018			EXPERIENCE BAND 1948-2018		
AGE AT BEGIN OF INTERVAL	EXPOSURES AT BEGINNING OF AGE INTERVAL	RETIREMENTS DURING AGE INTERVAL	RETMT RATIO	SURV RATIO	PCT SURV BEGIN OF INTERVAL
39.5	72,853	6,757	0.0928	0.9072	7.44
40.5	64,917	4,838	0.0745	0.9255	6.75
41.5	62,835	6,889	0.1096	0.8904	6.24
42.5	60,836	15,047	0.2473	0.7527	5.56
43.5	59,329	7,302	0.1231	0.8769	4.18
44.5	104,030	5,721	0.0550	0.9450	3.67
45.5	107,507	5,376	0.0500	0.9500	3.47
46.5	119,749	12,420	0.1037	0.8963	3.29
47.5	57,822	7,072	0.1223	0.8777	2.95
48.5	56,499	22,173	0.3924	0.6076	2.59
49.5	44,432	10,334	0.2326	0.7674	1.57
50.5	48,698	8,001	0.1643	0.8357	1.21
51.5	58,627	3,824	0.0652	0.9348	1.01
52.5	75,691	9,065	0.1198	0.8802	0.94
53.5	72,038	6,404	0.0889	0.9111	0.83
54.5	67,014	9,955	0.1486	0.8514	0.76
55.5	59,554	4,041	0.0679	0.9321	0.64
56.5	56,541	7,243	0.1281	0.8719	0.60
57.5	56,314	13,736	0.2439	0.7561	0.52
58.5	42,134	14,361	0.3408	0.6592	0.40
59.5	27,144	19,890	0.7328	0.2672	0.26
60.5	15,219	2,899	0.1905	0.8095	0.07
61.5	24,562	654	0.0266	0.9734	0.06
62.5	23,037	206	0.0089	0.9911	0.05
63.5	15,284	3,804	0.2489	0.7511	0.05
64.5	10,303	7,077	0.6869	0.3131	0.04
65.5	3,297	78	0.0236	0.9764	0.01
66.5	3,102	215	0.0692	0.9308	0.01
67.5	271	71	0.2612	0.7388	0.01
68.5	274		0.0000	1.0000	0.01
69.5	190	116	0.6128	0.3872	0.01
70.5	73	73	1.0000		0.00
71.5	53		0.0000	1.0000	
72.5	147		0.0000		
73.5	147	53	0.3603		
74.5	116	94	0.8112		
75.5	324		0.0000		
76.5	350	22	0.0626		
77.5	328	302	0.9210		
78.5	26	26	1.0000		

AMEREN MISSOURI

ACCOUNT 346 MISCELLANEOUS POWER PLANT EQUIPMENT

ORIGINAL LIFE TABLE, CONT.

PLACEMENT BAND 1923-2018			EXPERIENCE BAND 1948-2018		
AGE AT BEGIN OF INTERVAL	EXPOSURES AT BEGINNING OF AGE INTERVAL	RETIREMENTS DURING AGE INTERVAL	RETMT RATIO	SURV RATIO	PCT SURV BEGIN OF INTERVAL
79.5					
80.5	28		0.0000		
81.5	28		0.0000		
82.5	28	28	1.0000		
83.5					

AMEREN MISSOURI

ACCOUNT 346 MISCELLANEOUS POWER PLANT EQUIPMENT

ORIGINAL LIFE TABLE

PLACEMENT BAND 1923-2018			EXPERIENCE BAND 1999-2018		
AGE AT BEGIN OF INTERVAL	EXPOSURES AT BEGINNING OF AGE INTERVAL	RETIREMENTS DURING AGE INTERVAL	RETMT RATIO	SURV RATIO	PCT SURV BEGIN OF INTERVAL
0.0	5,448,512		0.0000	1.0000	100.00
0.5	4,257,118	1,790	0.0004	0.9996	100.00
1.5	4,409,656		0.0000	1.0000	99.96
2.5	4,517,580		0.0000	1.0000	99.96
3.5	4,575,700	3,576	0.0008	0.9992	99.96
4.5	4,400,078	12,004	0.0027	0.9973	99.88
5.5	5,038,913	61,058	0.0121	0.9879	99.61
6.5	3,690,280	60,077	0.0163	0.9837	98.40
7.5	3,269,915	97,137	0.0297	0.9703	96.80
8.5	3,050,701	32,358	0.0106	0.9894	93.92
9.5	2,932,654	63,648	0.0217	0.9783	92.93
10.5	2,752,743	44,633	0.0162	0.9838	90.91
11.5	3,801,663	61,323	0.0161	0.9839	89.44
12.5	4,138,205	117,037	0.0283	0.9717	87.99
13.5	3,891,808	29,957	0.0077	0.9923	85.50
14.5	3,706,471	48,472	0.0131	0.9869	84.85
15.5	2,925,664	28,891	0.0099	0.9901	83.74
16.5	1,144,949	47,927	0.0419	0.9581	82.91
17.5	342,843	17,314	0.0505	0.9495	79.44
18.5	162,058	59,163	0.3651	0.6349	75.43
19.5	111,163	17,831	0.1604	0.8396	47.89
20.5	108,831	11,542	0.1061	0.8939	40.21
21.5	115,923	8,516	0.0735	0.9265	35.94
22.5	112,978	8,404	0.0744	0.9256	33.30
23.5	116,645	41,190	0.3531	0.6469	30.83
24.5	86,211		0.0000	1.0000	19.94
25.5	90,748	8,771	0.0967	0.9033	19.94
26.5	83,548	3,387	0.0405	0.9595	18.01
27.5	83,162	14,031	0.1687	0.8313	17.28
28.5	72,237	15,236	0.2109	0.7891	14.37
29.5	61,754	4,744	0.0768	0.9232	11.34
30.5	70,117	1,534	0.0219	0.9781	10.47
31.5	80,545	8,283	0.1028	0.8972	10.24
32.5	78,600	202	0.0026	0.9974	9.18
33.5	86,671	9,121	0.1052	0.8948	9.16
34.5	83,423	3,711	0.0445	0.9555	8.20
35.5	89,628	7,907	0.0882	0.9118	7.83
36.5	82,907	8,261	0.0996	0.9004	7.14
37.5	77,661	11,922	0.1535	0.8465	6.43
38.5	70,015	7,169	0.1024	0.8976	5.44

AMEREN MISSOURI

ACCOUNT 346 MISCELLANEOUS POWER PLANT EQUIPMENT

ORIGINAL LIFE TABLE, CONT.

PLACEMENT BAND 1923-2018			EXPERIENCE BAND 1999-2018		
AGE AT BEGIN OF INTERVAL	EXPOSURES AT BEGINNING OF AGE INTERVAL	RETIREMENTS DURING AGE INTERVAL	RETMT RATIO	SURV RATIO	PCT SURV BEGIN OF INTERVAL
39.5	72,853	6,757	0.0928	0.9072	4.89
40.5	64,917	4,838	0.0745	0.9255	4.43
41.5	62,835	6,889	0.1096	0.8904	4.10
42.5	60,836	15,047	0.2473	0.7527	3.65
43.5	59,329	7,302	0.1231	0.8769	2.75
44.5	104,030	5,721	0.0550	0.9450	2.41
45.5	107,507	5,376	0.0500	0.9500	2.28
46.5	119,749	12,420	0.1037	0.8963	2.16
47.5	57,822	7,072	0.1223	0.8777	1.94
48.5	56,499	22,173	0.3924	0.6076	1.70
49.5	44,432	10,334	0.2326	0.7674	1.03
50.5	48,698	8,001	0.1643	0.8357	0.79
51.5	58,627	3,824	0.0652	0.9348	0.66
52.5	75,691	9,065	0.1198	0.8802	0.62
53.5	72,038	6,404	0.0889	0.9111	0.55
54.5	67,014	9,955	0.1486	0.8514	0.50
55.5	59,554	4,041	0.0679	0.9321	0.42
56.5	56,541	7,243	0.1281	0.8719	0.39
57.5	56,314	13,736	0.2439	0.7561	0.34
58.5	42,134	14,361	0.3408	0.6592	0.26
59.5	27,144	19,890	0.7328	0.2672	0.17
60.5	15,219	2,899	0.1905	0.8095	0.05
61.5	24,562	654	0.0266	0.9734	0.04
62.5	23,037	206	0.0089	0.9911	0.04
63.5	15,284	3,804	0.2489	0.7511	0.04
64.5	10,303	7,077	0.6869	0.3131	0.03
65.5	3,297	78	0.0236	0.9764	0.01
66.5	3,102	215	0.0692	0.9308	0.01
67.5	271	71	0.2612	0.7388	0.01
68.5	274		0.0000	1.0000	0.01
69.5	190	116	0.6128	0.3872	0.01
70.5	73	73	1.0000		0.00
71.5	53		0.0000	1.0000	
72.5	147		0.0000		
73.5	147	53	0.3603		
74.5	116	94	0.8112		
75.5	324		0.0000		
76.5	350	22	0.0626		
77.5	328	302	0.9210		
78.5	26	26	1.0000		

AMEREN MISSOURI

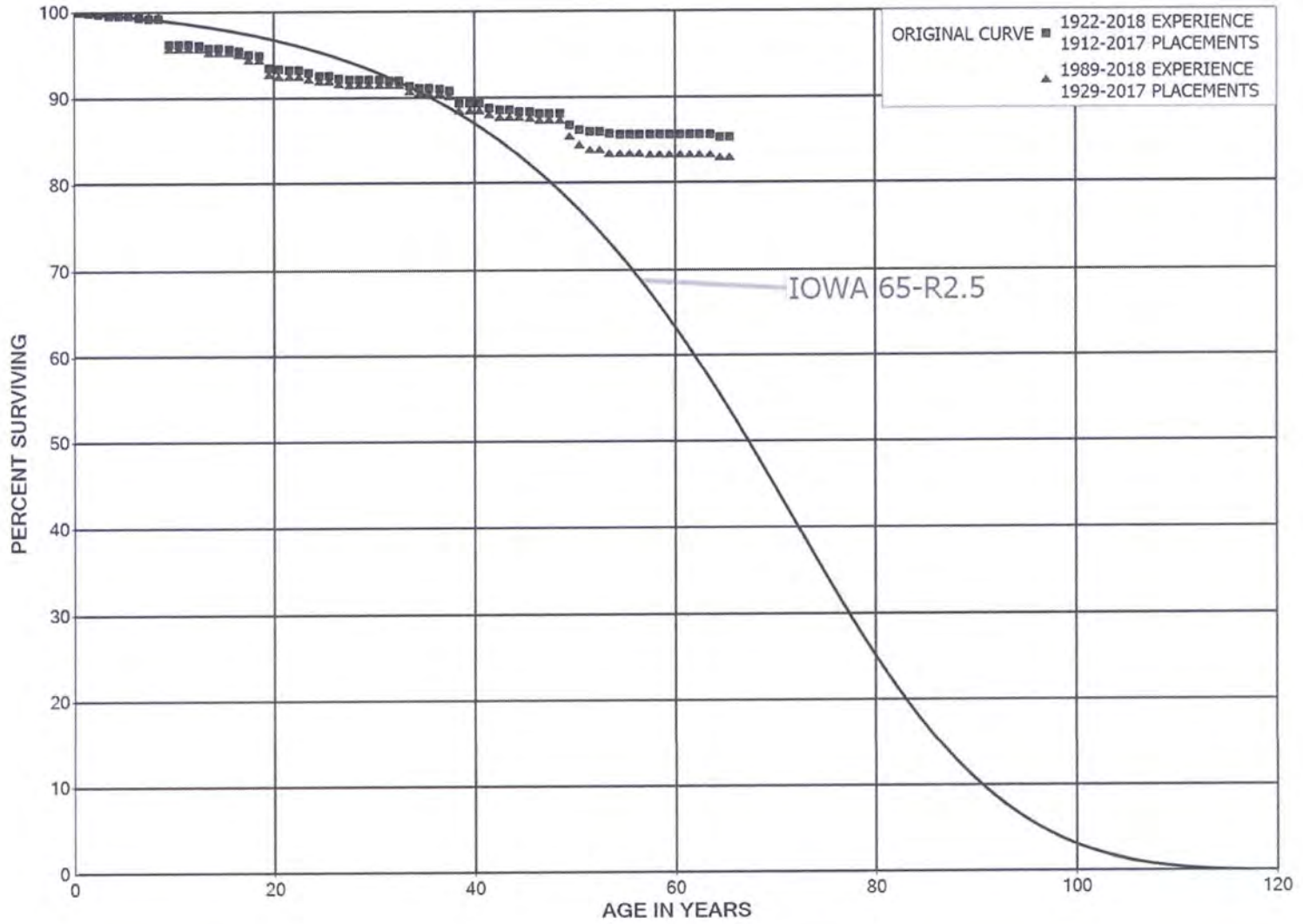
ACCOUNT 346 MISCELLANEOUS POWER PLANT EQUIPMENT

ORIGINAL LIFE TABLE, CONT.

PLACEMENT BAND 1923-2018			EXPERIENCE BAND 1999-2018		
AGE AT BEGIN OF INTERVAL	EXPOSURES AT BEGINNING OF AGE INTERVAL	RETIREMENTS DURING AGE INTERVAL	RETMT RATIO	SURV RATIO	PCT SURV BEGIN OF INTERVAL
79.5					
80.5	28		0.0000		
81.5	28		0.0000		
82.5	28	28	1.0000		
83.5					



AMEREN MISSOURI
ACCOUNT 352 STRUCTURES AND IMPROVEMENTS
ORIGINAL AND SMOOTH SURVIVOR CURVES



AMEREN MISSOURI

ACCOUNT 352 STRUCTURES AND IMPROVEMENTS

ORIGINAL LIFE TABLE

PLACEMENT BAND 1912-2017			EXPERIENCE BAND 1922-2018		
AGE AT BEGIN OF INTERVAL	EXPOSURES AT BEGINNING OF AGE INTERVAL	RETIREMENTS DURING AGE INTERVAL	RETMT RATIO	SURV RATIO	PCT SURV BEGIN OF INTERVAL
0.0	9,616,316		0.0000	1.0000	100.00
0.5	9,617,012	13,387	0.0014	0.9986	100.00
1.5	7,908,307	9,083	0.0011	0.9989	99.86
2.5	7,972,810	16,225	0.0020	0.9980	99.75
3.5	7,419,754	362	0.0000	1.0000	99.54
4.5	7,424,879	1,077	0.0001	0.9999	99.54
5.5	7,394,938	19,081	0.0026	0.9974	99.52
6.5	7,375,870	3,062	0.0004	0.9996	99.27
7.5	7,324,875	5,587	0.0008	0.9992	99.23
8.5	7,311,105	216,047	0.0296	0.9704	99.15
9.5	7,096,302	3,049	0.0004	0.9996	96.22
10.5	7,055,640	4,268	0.0006	0.9994	96.18
11.5	7,040,601	2,179	0.0003	0.9997	96.12
12.5	6,446,284	23,260	0.0036	0.9964	96.09
13.5	6,211,987	1,667	0.0003	0.9997	95.74
14.5	6,210,320	3,388	0.0005	0.9995	95.72
15.5	6,010,257	15,877	0.0026	0.9974	95.67
16.5	5,898,256	30,963	0.0052	0.9948	95.41
17.5	5,848,749	5,831	0.0010	0.9990	94.91
18.5	5,563,656	81,637	0.0147	0.9853	94.82
19.5	4,996,365	7,680	0.0015	0.9985	93.43
20.5	4,988,685	5,131	0.0010	0.9990	93.28
21.5	4,964,718	2,431	0.0005	0.9995	93.19
22.5	4,962,287	18,201	0.0037	0.9963	93.14
23.5	4,944,086	14,316	0.0029	0.9971	92.80
24.5	4,876,101	2,312	0.0005	0.9995	92.53
25.5	4,871,746	15,579	0.0032	0.9968	92.49
26.5	4,857,581	6,181	0.0013	0.9987	92.19
27.5	4,851,400	915	0.0002	0.9998	92.07
28.5	4,827,417	784	0.0002	0.9998	92.06
29.5	4,824,679	1,024	0.0002	0.9998	92.04
30.5	4,821,191	4,647	0.0010	0.9990	92.02
31.5	4,790,322	995	0.0002	0.9998	91.93
32.5	4,754,674	32,790	0.0069	0.9931	91.91
33.5	2,775,361	7,749	0.0028	0.9972	91.28
34.5	2,767,612	8	0.0000	1.0000	91.03
35.5	2,498,984	1,755	0.0007	0.9993	91.03
36.5	2,299,778	5,617	0.0024	0.9976	90.96
37.5	2,262,423	35,638	0.0158	0.9842	90.74
38.5	1,803,745		0.0000	1.0000	89.31

AMEREN MISSOURI

ACCOUNT 352 STRUCTURES AND IMPROVEMENTS

ORIGINAL LIFE TABLE, CONT.

PLACEMENT BAND 1912-2017			EXPERIENCE BAND 1922-2018		
AGE AT BEGIN OF INTERVAL	EXPOSURES AT BEGINNING OF AGE INTERVAL	RETIREMENTS DURING AGE INTERVAL	RETMT RATIO	SURV RATIO	PCT SURV BEGIN OF INTERVAL
39.5	1,803,745	1,576	0.0009	0.9991	89.31
40.5	1,788,500	9,730	0.0054	0.9946	89.23
41.5	1,764,514	5,348	0.0030	0.9970	88.75
42.5	1,689,595	62	0.0000	1.0000	88.48
43.5	1,676,247	3,033	0.0018	0.9982	88.47
44.5	1,473,396	645	0.0004	0.9996	88.31
45.5	1,472,751	3,424	0.0023	0.9977	88.28
46.5	1,242,948		0.0000	1.0000	88.07
47.5	1,072,524		0.0000	1.0000	88.07
48.5	977,528	14,497	0.0148	0.9852	88.07
49.5	793,072	5,133	0.0065	0.9935	86.76
50.5	620,761	2,001	0.0032	0.9968	86.20
51.5	591,976		0.0000	1.0000	85.93
52.5	575,981	1,519	0.0026	0.9974	85.93
53.5	571,633	468	0.0008	0.9992	85.70
54.5	571,165	62	0.0001	0.9999	85.63
55.5	458,427		0.0000	1.0000	85.62
56.5	432,531	150	0.0003	0.9997	85.62
57.5	432,381		0.0000	1.0000	85.59
58.5	432,381		0.0000	1.0000	85.59
59.5	432,381		0.0000	1.0000	85.59
60.5	423,528		0.0000	1.0000	85.59
61.5	423,528		0.0000	1.0000	85.59
62.5	423,528		0.0000	1.0000	85.59
63.5	423,528	1,717	0.0041	0.9959	85.59
64.5	421,811	53	0.0001	0.9999	85.24
65.5	409,656		0.0000	1.0000	85.23
66.5	386,063		0.0000	1.0000	85.23
67.5	373,193		0.0000	1.0000	85.23
68.5	373,193		0.0000	1.0000	85.23
69.5	373,193		0.0000	1.0000	85.23
70.5	373,193		0.0000	1.0000	85.23
71.5	373,193		0.0000	1.0000	85.23
72.5	373,193		0.0000	1.0000	85.23
73.5	373,193		0.0000	1.0000	85.23
74.5	321,446		0.0000	1.0000	85.23
75.5	321,446		0.0000	1.0000	85.23
76.5	321,446		0.0000	1.0000	85.23
77.5	321,446		0.0000	1.0000	85.23
78.5	321,446		0.0000	1.0000	85.23

AMEREN MISSOURI

ACCOUNT 352 STRUCTURES AND IMPROVEMENTS

ORIGINAL LIFE TABLE, CONT.

PLACEMENT BAND 1912-2017			EXPERIENCE BAND 1922-2018		
AGE AT BEGIN OF INTERVAL	EXPOSURES AT BEGINNING OF AGE INTERVAL	RETIREMENTS DURING AGE INTERVAL	RETMT RATIO	SURV RATIO	PCT SURV BEGIN OF INTERVAL
79.5	321,446		0.0000	1.0000	85.23
80.5	321,446		0.0000	1.0000	85.23
81.5	321,446		0.0000	1.0000	85.23
82.5	321,446		0.0000	1.0000	85.23
83.5	321,446		0.0000	1.0000	85.23
84.5	321,446		0.0000	1.0000	85.23
85.5	321,446		0.0000	1.0000	85.23
86.5	321,446		0.0000	1.0000	85.23
87.5	321,446		0.0000	1.0000	85.23
88.5	138,222	138,222	1.0000		85.23
89.5					

AMEREN MISSOURI

ACCOUNT 352 STRUCTURES AND IMPROVEMENTS

ORIGINAL LIFE TABLE

PLACEMENT BAND 1929-2017			EXPERIENCE BAND 1989-2018		
AGE AT BEGIN OF INTERVAL	EXPOSURES AT BEGINNING OF AGE INTERVAL	RETIREMENTS DURING AGE INTERVAL	RETMT RATIO	SURV RATIO	PCT SURV BEGIN OF INTERVAL
0.0	4,339,925		0.0000	1.0000	100.00
0.5	4,543,995	12,438	0.0027	0.9973	100.00
1.5	2,875,303	43	0.0000	1.0000	99.73
2.5	2,983,479	2,759	0.0009	0.9991	99.72
3.5	4,486,218	0	0.0000	1.0000	99.63
4.5	4,507,108		0.0000	1.0000	99.63
5.5	4,749,135	17,211	0.0036	0.9964	99.63
6.5	4,929,375	0	0.0000	1.0000	99.27
7.5	4,913,180		0.0000	1.0000	99.27
8.5	5,344,235	203,468	0.0381	0.9619	99.27
9.5	5,140,767		0.0000	1.0000	95.49
10.5	5,117,121		0.0000	1.0000	95.49
11.5	5,122,618		0.0000	1.0000	95.49
12.5	4,605,034	22,915	0.0050	0.9950	95.49
13.5	4,389,588		0.0000	1.0000	95.02
14.5	4,612,916		0.0000	1.0000	95.02
15.5	4,416,308	9,168	0.0021	0.9979	95.02
16.5	4,539,680	29,609	0.0065	0.9935	94.82
17.5	4,705,673	2,582	0.0005	0.9995	94.20
18.5	4,529,451	81,382	0.0180	0.9820	94.15
19.5	4,141,760	6,885	0.0017	0.9983	92.46
20.5	4,316,550	32	0.0000	1.0000	92.30
21.5	4,325,866	427	0.0001	0.9999	92.30
22.5	4,341,435	14,262	0.0033	0.9967	92.29
23.5	4,330,001	10,815	0.0025	0.9975	91.99
24.5	4,265,624	1,522	0.0004	0.9996	91.76
25.5	4,377,783	14,156	0.0032	0.9968	91.73
26.5	4,391,638	4,461	0.0010	0.9990	91.43
27.5	4,387,177	451	0.0001	0.9999	91.34
28.5	4,369,230		0.0000	1.0000	91.33
29.5	4,367,321		0.0000	1.0000	91.33
30.5	4,375,466	4,473	0.0010	0.9990	91.33
31.5	4,344,770	107	0.0000	1.0000	91.24
32.5	4,311,480	32,790	0.0076	0.9924	91.23
33.5	2,334,045	7,732	0.0033	0.9967	90.54
34.5	2,326,558		0.0000	1.0000	90.24
35.5	2,070,102		0.0000	1.0000	90.24
36.5	1,897,409	5,617	0.0030	0.9970	90.24
37.5	1,873,569	35,638	0.0190	0.9810	89.97
38.5	1,414,891		0.0000	1.0000	88.26

AMEREN MISSOURI

ACCOUNT 352 STRUCTURES AND IMPROVEMENTS

ORIGINAL LIFE TABLE, CONT.

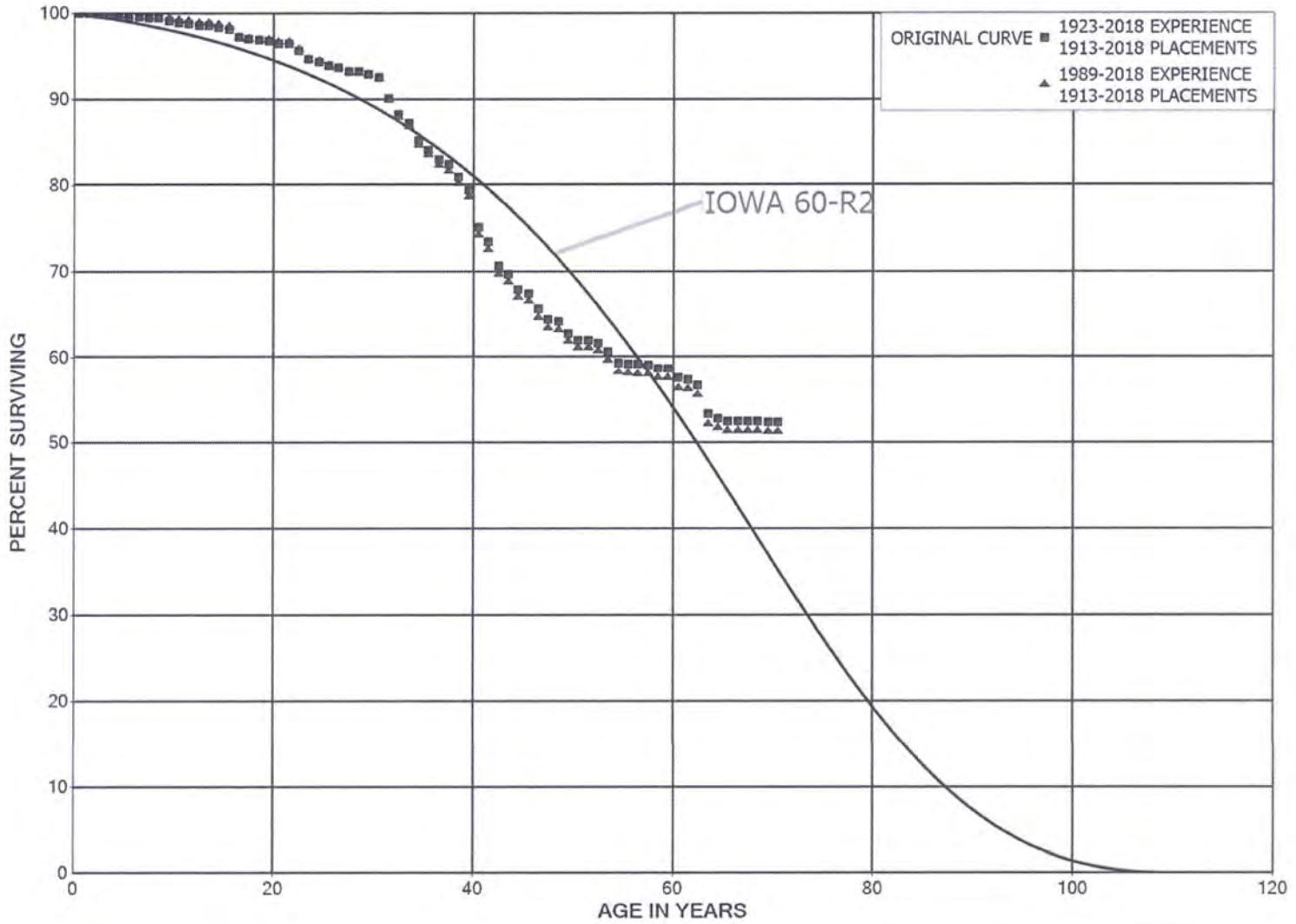
PLACEMENT BAND 1929-2017			EXPERIENCE BAND 1989-2018			
AGE AT BEGIN OF INTERVAL	EXPOSURES AT BEGINNING OF AGE INTERVAL	RETIREMENTS DURING AGE INTERVAL	RETMT RATIO	SURV RATIO	PCT SURV BEGIN OF INTERVAL	
39.5	1,414,891	357	0.0003	0.9997	88.26	
40.5	1,400,865	6,311	0.0045	0.9955	88.24	
41.5	1,380,298	5,006	0.0036	0.9964	87.84	
42.5	1,305,721	62	0.0000	1.0000	87.52	
43.5	1,297,752	808	0.0006	0.9994	87.52	
44.5	1,148,873	645	0.0006	0.9994	87.46	
45.5	1,148,228	2,846	0.0025	0.9975	87.42	
46.5	919,003		0.0000	1.0000	87.20	
47.5	748,641		0.0000	1.0000	87.20	
48.5	653,645	14,497	0.0222	0.9778	87.20	
49.5	469,339	5,133	0.0109	0.9891	85.27	
50.5	297,028	2,001	0.0067	0.9933	84.33	
51.5	268,243		0.0000	1.0000	83.76	
52.5	252,248	1,470	0.0058	0.9942	83.76	
53.5	247,949		0.0000	1.0000	83.28	
54.5	247,949	62	0.0003	0.9997	83.28	
55.5	135,211		0.0000	1.0000	83.26	
56.5	111,032	150	0.0014	0.9986	83.26	
57.5	110,882		0.0000	1.0000	83.14	
58.5	294,107		0.0000	1.0000	83.14	
59.5	432,328		0.0000	1.0000	83.14	
60.5	423,475		0.0000	1.0000	83.14	
61.5	423,475		0.0000	1.0000	83.14	
62.5	423,475		0.0000	1.0000	83.14	
63.5	423,475	1,717	0.0041	0.9959	83.14	
64.5	421,758		0.0000	1.0000	82.81	
65.5	409,656		0.0000	1.0000	82.81	
66.5	386,063		0.0000	1.0000	82.81	
67.5	373,193		0.0000	1.0000	82.81	
68.5	373,193		0.0000	1.0000	82.81	
69.5	373,193		0.0000	1.0000	82.81	
70.5	373,193		0.0000	1.0000	82.81	
71.5	373,193		0.0000	1.0000	82.81	
72.5	373,193		0.0000	1.0000	82.81	
73.5	373,193		0.0000	1.0000	82.81	
74.5	321,446		0.0000	1.0000	82.81	
75.5	321,446		0.0000	1.0000	82.81	
76.5	321,446		0.0000	1.0000	82.81	
77.5	321,446		0.0000	1.0000	82.81	
78.5	321,446		0.0000	1.0000	82.81	

AMEREN MISSOURI
ACCOUNT 352 STRUCTURES AND IMPROVEMENTS
ORIGINAL LIFE TABLE, CONT.

PLACEMENT BAND 1929-2017			EXPERIENCE BAND 1989-2018		
AGE AT BEGIN OF INTERVAL	EXPOSURES AT BEGINNING OF AGE INTERVAL	RETIREMENTS DURING AGE INTERVAL	RETMT RATIO	SURV RATIO	PCT SURV BEGIN OF INTERVAL
79.5	321,446		0.0000	1.0000	82.81
80.5	321,446		0.0000	1.0000	82.81
81.5	321,446		0.0000	1.0000	82.81
82.5	321,446		0.0000	1.0000	82.81
83.5	321,446		0.0000	1.0000	82.81
84.5	321,446		0.0000	1.0000	82.81
85.5	321,446		0.0000	1.0000	82.81
86.5	321,446		0.0000	1.0000	82.81
87.5	321,446		0.0000	1.0000	82.81
88.5	138,222	138,222	1.0000		82.81
89.5					



AMEREN MISSOURI
ACCOUNT 353 STATION EQUIPMENT
ORIGINAL AND SMOOTH SURVIVOR CURVES



AMEREN MISSOURI

ACCOUNT 353 STATION EQUIPMENT

ORIGINAL LIFE TABLE

PLACEMENT BAND 1913-2018			EXPERIENCE BAND 1923-2018		
AGE AT BEGIN OF INTERVAL	EXPOSURES AT BEGINNING OF AGE INTERVAL	RETIREMENTS DURING AGE INTERVAL	RETMT RATIO	SURV RATIO	PCT SURV BEGIN OF INTERVAL
0.0	447,157,231	4,542	0.0000	1.0000	100.00
0.5	437,907,373	290,287	0.0007	0.9993	100.00
1.5	424,293,748	282,774	0.0007	0.9993	99.93
2.5	378,939,656	170,230	0.0004	0.9996	99.87
3.5	349,237,224	492,882	0.0014	0.9986	99.82
4.5	332,948,889	595,617	0.0018	0.9982	99.68
5.5	325,598,341	91,169	0.0003	0.9997	99.50
6.5	320,048,958	150,136	0.0005	0.9995	99.47
7.5	303,837,104	247,205	0.0008	0.9992	99.43
8.5	277,205,788	935,204	0.0034	0.9966	99.35
9.5	271,693,465	504,336	0.0019	0.9981	99.01
10.5	231,797,668	357,475	0.0015	0.9985	98.83
11.5	224,360,190	284,096	0.0013	0.9987	98.68
12.5	211,649,115	187,803	0.0009	0.9991	98.55
13.5	193,714,165	390,349	0.0020	0.9980	98.46
14.5	182,062,600	306,144	0.0017	0.9983	98.26
15.5	166,084,054	1,574,990	0.0095	0.9905	98.10
16.5	142,458,028	404,645	0.0028	0.9972	97.17
17.5	134,236,907	88,964	0.0007	0.9993	96.89
18.5	125,705,804	139,683	0.0011	0.9989	96.83
19.5	119,129,155	371,100	0.0031	0.9969	96.72
20.5	116,596,314	81,943	0.0007	0.9993	96.42
21.5	115,572,352	903,300	0.0078	0.9922	96.35
22.5	111,032,111	1,191,799	0.0107	0.9893	95.60
23.5	108,906,042	282,337	0.0026	0.9974	94.57
24.5	105,800,554	581,315	0.0055	0.9945	94.33
25.5	102,671,065	200,116	0.0019	0.9981	93.81
26.5	101,705,778	467,960	0.0046	0.9954	93.63
27.5	99,991,953	48,460	0.0005	0.9995	93.20
28.5	99,937,372	291,240	0.0029	0.9971	93.15
29.5	96,898,163	382,135	0.0039	0.9961	92.88
30.5	95,397,934	2,521,605	0.0264	0.9736	92.51
31.5	91,613,207	1,945,730	0.0212	0.9788	90.07
32.5	89,522,550	1,047,685	0.0117	0.9883	88.15
33.5	70,775,590	1,554,997	0.0220	0.9780	87.12
34.5	65,549,859	855,612	0.0131	0.9869	85.21
35.5	59,620,102	801,291	0.0134	0.9866	84.10
36.5	55,449,011	409,843	0.0074	0.9926	82.97
37.5	54,742,221	911,517	0.0167	0.9833	82.35
38.5	48,876,444	931,544	0.0191	0.9809	80.98

AMEREN MISSOURI

ACCOUNT 353 STATION EQUIPMENT

ORIGINAL LIFE TABLE, CONT.

PLACEMENT BAND 1913-2018			EXPERIENCE BAND 1923-2018		
AGE AT BEGIN OF INTERVAL	EXPOSURES AT BEGINNING OF AGE INTERVAL	RETIREMENTS DURING AGE INTERVAL	RETMT RATIO	SURV RATIO	PCT SURV BEGIN OF INTERVAL
39.5	47,918,260	2,612,699	0.0545	0.9455	79.44
40.5	44,232,780	979,375	0.0221	0.9779	75.11
41.5	43,044,700	1,686,713	0.0392	0.9608	73.44
42.5	34,523,448	461,368	0.0134	0.9866	70.57
43.5	33,909,014	859,086	0.0253	0.9747	69.62
44.5	30,021,765	225,971	0.0075	0.9925	67.86
45.5	29,420,304	778,643	0.0265	0.9735	67.35
46.5	24,951,328	465,263	0.0186	0.9814	65.57
47.5	21,374,633	60,581	0.0028	0.9972	64.34
48.5	17,412,723	383,643	0.0220	0.9780	64.16
49.5	15,220,397	183,681	0.0121	0.9879	62.75
50.5	12,081,281	7,330	0.0006	0.9994	61.99
51.5	10,035,679	50,205	0.0050	0.9950	61.95
52.5	9,636,975	165,297	0.0172	0.9828	61.64
53.5	9,056,997	199,686	0.0220	0.9780	60.59
54.5	8,375,738	7,702	0.0009	0.9991	59.25
55.5	6,401,919	7,899	0.0012	0.9988	59.20
56.5	6,358,818	10,444	0.0016	0.9984	59.12
57.5	5,324,815	36,961	0.0069	0.9931	59.02
58.5	4,974,117	1,293	0.0003	0.9997	58.62
59.5	4,054,766	79,238	0.0195	0.9805	58.60
60.5	3,916,244	12,399	0.0032	0.9968	57.45
61.5	3,684,348	39,518	0.0107	0.9893	57.27
62.5	3,447,674	208,607	0.0605	0.9395	56.66
63.5	3,235,272	33,165	0.0103	0.9897	53.23
64.5	2,905,686	17,992	0.0062	0.9938	52.68
65.5	2,452,967		0.0000	1.0000	52.36
66.5	1,806,469		0.0000	1.0000	52.36
67.5	1,611,999		0.0000	1.0000	52.36
68.5	1,544,279	1,583	0.0010	0.9990	52.36
69.5	1,258,772		0.0000	1.0000	52.30
70.5	626,391		0.0000	1.0000	52.30
71.5	418,523		0.0000	1.0000	52.30
72.5	418,523		0.0000	1.0000	52.30
73.5	417,068		0.0000	1.0000	52.30
74.5	412,738		0.0000	1.0000	52.30
75.5	411,512		0.0000	1.0000	52.30
76.5	411,512		0.0000	1.0000	52.30
77.5	392,680		0.0000	1.0000	52.30
78.5	391,245		0.0000	1.0000	52.30

AMEREN MISSOURI

ACCOUNT 353 STATION EQUIPMENT

ORIGINAL LIFE TABLE, CONT.

PLACEMENT BAND 1913-2018			EXPERIENCE BAND 1923-2018		
AGE AT BEGIN OF INTERVAL	EXPOSURES AT BEGINNING OF AGE INTERVAL	RETIREMENTS DURING AGE INTERVAL	RETMT RATIO	SURV RATIO	PCT SURV BEGIN OF INTERVAL
79.5	374,476		0.0000	1.0000	52.30
80.5	361,512		0.0000	1.0000	52.30
81.5	361,475	20,824	0.0576	0.9424	52.30
82.5	340,575		0.0000	1.0000	49.29
83.5	340,575		0.0000	1.0000	49.29
84.5	340,074		0.0000	1.0000	49.29
85.5	340,074		0.0000	1.0000	49.29
86.5	327,156		0.0000	1.0000	49.29
87.5	228,773	33,451	0.1462	0.8538	49.29
88.5	134,415		0.0000	1.0000	42.08
89.5	57,402		0.0000	1.0000	42.08
90.5	57,402		0.0000	1.0000	42.08
91.5	57,402		0.0000	1.0000	42.08
92.5	57,402		0.0000	1.0000	42.08
93.5	56,398		0.0000	1.0000	42.08
94.5	54,366		0.0000	1.0000	42.08
95.5	54,366		0.0000	1.0000	42.08
96.5	54,366		0.0000	1.0000	42.08
97.5	53,475		0.0000	1.0000	42.08
98.5	51,667		0.0000	1.0000	42.08
99.5	51,667		0.0000	1.0000	42.08
100.5	48,571		0.0000	1.0000	42.08
101.5	48,571		0.0000	1.0000	42.08
102.5	47,742		0.0000	1.0000	42.08
103.5	47,270		0.0000	1.0000	42.08
104.5	47,270		0.0000	1.0000	42.08
105.5					42.08

AMEREN MISSOURI

ACCOUNT 353 STATION EQUIPMENT

ORIGINAL LIFE TABLE

PLACEMENT BAND 1913-2018			EXPERIENCE BAND 1989-2018		
AGE AT BEGIN OF INTERVAL	EXPOSURES AT BEGINNING OF AGE INTERVAL	RETIREMENTS DURING AGE INTERVAL	RETMT RATIO	SURV RATIO	PCT SURV BEGIN OF INTERVAL
0.0	317,822,034	4,433	0.0000	1.0000	100.00
0.5	312,199,251	12,366	0.0000	1.0000	100.00
1.5	299,191,403	95,705	0.0003	0.9997	99.99
2.5	254,209,452	53,263	0.0002	0.9998	99.96
3.5	266,739,205	446,622	0.0017	0.9983	99.94
4.5	253,814,639	504,447	0.0020	0.9980	99.77
5.5	251,771,022	48,671	0.0002	0.9998	99.58
6.5	250,340,446	37,434	0.0001	0.9999	99.56
7.5	234,546,652	80,093	0.0003	0.9997	99.54
8.5	212,587,492	223,795	0.0011	0.9989	99.51
9.5	207,766,242	469,669	0.0023	0.9977	99.40
10.5	168,298,052	271,379	0.0016	0.9984	99.18
11.5	162,546,239	212,247	0.0013	0.9987	99.02
12.5	160,241,572	109,445	0.0007	0.9993	98.89
13.5	142,544,764	265,923	0.0019	0.9981	98.82
14.5	134,932,952	295,758	0.0022	0.9978	98.64
15.5	120,658,585	1,460,471	0.0121	0.9879	98.42
16.5	105,808,445	295,216	0.0028	0.9972	97.23
17.5	101,427,754	76,790	0.0008	0.9992	96.96
18.5	99,555,079	40,251	0.0004	0.9996	96.89
19.5	95,836,100	199,529	0.0021	0.9979	96.85
20.5	98,385,580	76,934	0.0008	0.9992	96.64
21.5	100,671,382	890,456	0.0088	0.9912	96.57
22.5	96,498,251	1,096,663	0.0114	0.9886	95.71
23.5	95,533,919	269,394	0.0028	0.9972	94.63
24.5	92,925,197	520,126	0.0056	0.9944	94.36
25.5	92,568,487	196,179	0.0021	0.9979	93.83
26.5	91,643,413	465,747	0.0051	0.9949	93.63
27.5	92,073,421	48,452	0.0005	0.9995	93.16
28.5	92,341,035	291,240	0.0032	0.9968	93.11
29.5	90,497,641	378,553	0.0042	0.9958	92.81
30.5	89,125,682	2,519,962	0.0283	0.9717	92.43
31.5	86,004,695	1,942,375	0.0226	0.9774	89.81
32.5	84,207,073	1,034,858	0.0123	0.9877	87.78
33.5	65,485,113	1,554,885	0.0237	0.9763	86.71
34.5	60,900,370	854,178	0.0140	0.9860	84.65
35.5	55,987,292	799,569	0.0143	0.9857	83.46
36.5	53,023,029	409,591	0.0077	0.9923	82.27
37.5	52,581,643	911,517	0.0173	0.9827	81.63
38.5	46,790,912	931,194	0.0199	0.9801	80.22

AMEREN MISSOURI

ACCOUNT 353 STATION EQUIPMENT

ORIGINAL LIFE TABLE, CONT.

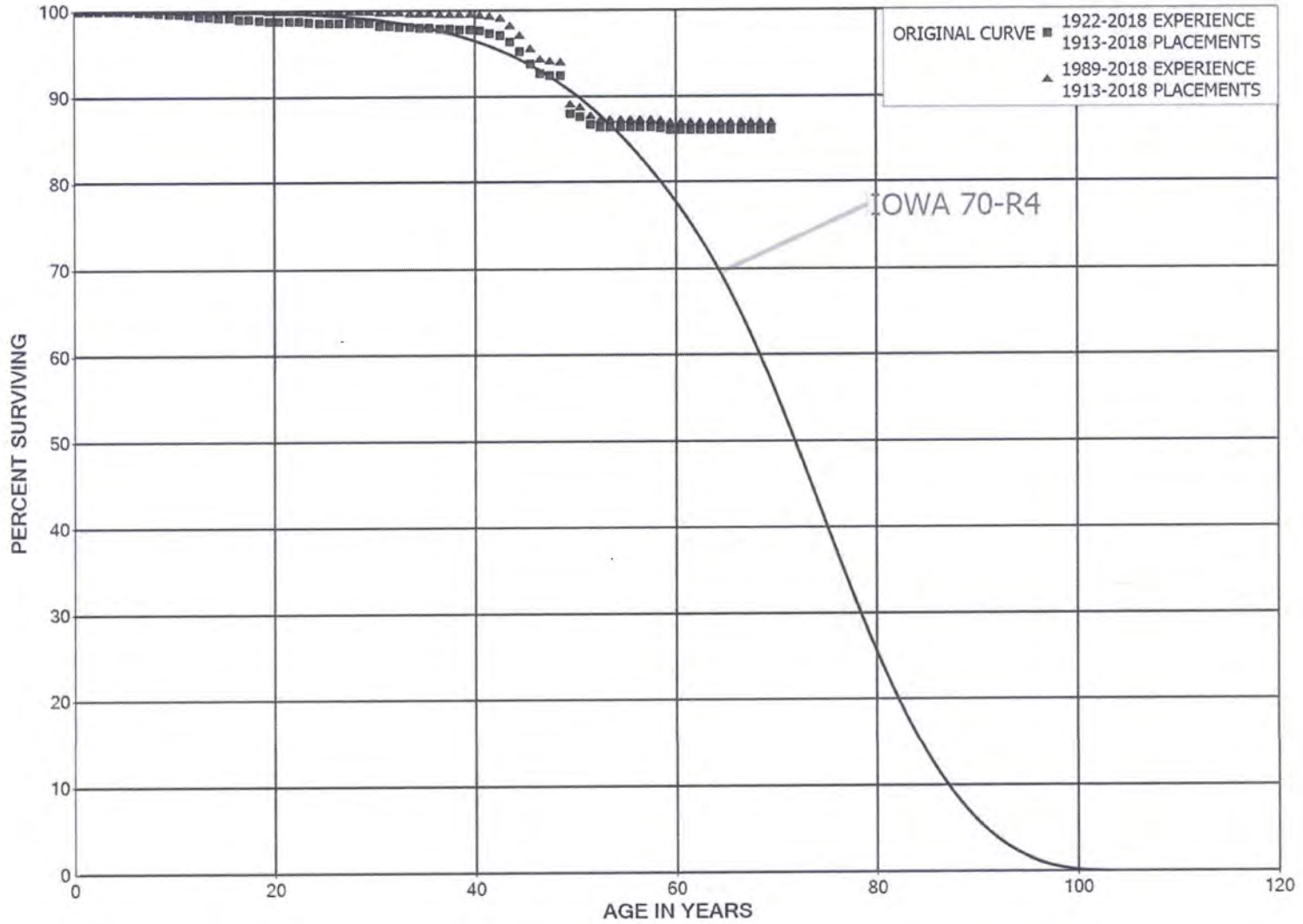
PLACEMENT BAND 1913-2018			EXPERIENCE BAND 1989-2018		
AGE AT BEGIN OF INTERVAL	EXPOSURES AT BEGINNING OF AGE INTERVAL	RETIREMENTS DURING AGE INTERVAL	RETMT RATIO	SURV RATIO	PCT SURV BEGIN OF INTERVAL
39.5	46,117,002	2,611,847	0.0566	0.9434	78.62
40.5	42,784,525	978,797	0.0229	0.9771	74.17
41.5	41,877,564	1,671,872	0.0399	0.9601	72.47
42.5	33,371,204	412,034	0.0123	0.9877	69.58
43.5	32,807,560	848,675	0.0259	0.9741	68.72
44.5	28,935,052	200,798	0.0069	0.9931	66.94
45.5	28,359,989	778,643	0.0275	0.9725	66.48
46.5	23,891,522	462,988	0.0194	0.9806	64.65
47.5	20,338,076	60,581	0.0030	0.9970	63.40
48.5	16,377,772	361,309	0.0221	0.9779	63.21
49.5	14,234,992	161,345	0.0113	0.9887	61.82
50.5	11,131,177	1,308	0.0001	0.9999	61.11
51.5	9,091,633	50,205	0.0055	0.9945	61.11
52.5	8,693,006	165,297	0.0190	0.9810	60.77
53.5	8,113,027	199,686	0.0246	0.9754	59.61
54.5	7,432,270	7,702	0.0010	0.9990	58.15
55.5	5,458,453	7,899	0.0014	0.9986	58.09
56.5	5,431,026	10,444	0.0019	0.9981	58.00
57.5	5,050,843	36,708	0.0073	0.9927	57.89
58.5	4,819,022	1,293	0.0003	0.9997	57.47
59.5	3,997,365	79,238	0.0198	0.9802	57.46
60.5	3,858,842	12,399	0.0032	0.9968	56.32
61.5	3,626,946	39,518	0.0109	0.9891	56.14
62.5	3,390,272	208,607	0.0615	0.9385	55.52
63.5	3,178,874	33,165	0.0104	0.9896	52.11
64.5	2,851,320	17,992	0.0063	0.9937	51.56
65.5	2,398,601		0.0000	1.0000	51.24
66.5	1,752,103		0.0000	1.0000	51.24
67.5	1,558,524		0.0000	1.0000	51.24
68.5	1,492,612	1,583	0.0011	0.9989	51.24
69.5	1,207,105		0.0000	1.0000	51.18
70.5	577,819		0.0000	1.0000	51.18
71.5	369,952		0.0000	1.0000	51.18
72.5	370,781		0.0000	1.0000	51.18
73.5	369,799		0.0000	1.0000	51.18
74.5	365,468		0.0000	1.0000	51.18
75.5	411,512		0.0000	1.0000	51.18
76.5	411,512		0.0000	1.0000	51.18
77.5	392,680		0.0000	1.0000	51.18
78.5	391,245		0.0000	1.0000	51.18

AMEREN MISSOURI
ACCOUNT 353 STATION EQUIPMENT
ORIGINAL LIFE TABLE, CONT.

PLACEMENT BAND 1913-2018			EXPERIENCE BAND 1989-2018		
AGE AT BEGIN OF INTERVAL	EXPOSURES AT BEGINNING OF AGE INTERVAL	RETIREMENTS DURING AGE INTERVAL	RETMT RATIO	SURV RATIO	PCT SURV BEGIN OF INTERVAL
79.5	374,476		0.0000	1.0000	51.18
80.5	361,512		0.0000	1.0000	51.18
81.5	361,475	20,824	0.0576	0.9424	51.18
82.5	340,575		0.0000	1.0000	48.24
83.5	340,575		0.0000	1.0000	48.24
84.5	340,074		0.0000	1.0000	48.24
85.5	340,074		0.0000	1.0000	48.24
86.5	327,156		0.0000	1.0000	48.24
87.5	228,773	33,451	0.1462	0.8538	48.24
88.5	134,415		0.0000	1.0000	41.18
89.5	57,402		0.0000	1.0000	41.18
90.5	57,402		0.0000	1.0000	41.18
91.5	57,402		0.0000	1.0000	41.18
92.5	57,402		0.0000	1.0000	41.18
93.5	56,398		0.0000	1.0000	41.18
94.5	54,366		0.0000	1.0000	41.18
95.5	54,366		0.0000	1.0000	41.18
96.5	54,366		0.0000	1.0000	41.18
97.5	53,475		0.0000	1.0000	41.18
98.5	51,667		0.0000	1.0000	41.18
99.5	51,667		0.0000	1.0000	41.18
100.5	48,571		0.0000	1.0000	41.18
101.5	48,571		0.0000	1.0000	41.18
102.5	47,742		0.0000	1.0000	41.18
103.5	47,270		0.0000	1.0000	41.18
104.5	47,270		0.0000	1.0000	41.18
105.5					41.18



AMEREN MISSOURI
ACCOUNT 354 TOWERS AND FIXTURES
ORIGINAL AND SMOOTH SURVIVOR CURVES



AMEREN MISSOURI

ACCOUNT 354 TOWERS AND FIXTURES

ORIGINAL LIFE TABLE

PLACEMENT BAND 1913-2018			EXPERIENCE BAND 1922-2018		
AGE AT BEGIN OF INTERVAL	EXPOSURES AT BEGINNING OF AGE INTERVAL	RETIREMENTS DURING AGE INTERVAL	RETMT RATIO	SURV RATIO	PCT SURV BEGIN OF INTERVAL
0.0	114,968,186		0.0000	1.0000	100.00
0.5	107,895,133	2,141	0.0000	1.0000	100.00
1.5	107,376,723	1,540	0.0000	1.0000	100.00
2.5	88,738,709	1,750	0.0000	1.0000	100.00
3.5	88,736,959	3,279	0.0000	1.0000	99.99
4.5	88,498,593	6,791	0.0001	0.9999	99.99
5.5	88,561,262	109,620	0.0012	0.9988	99.98
6.5	88,446,612	59,167	0.0007	0.9993	99.86
7.5	88,096,943	71,621	0.0008	0.9992	99.79
8.5	73,531,835	55,893	0.0008	0.9992	99.71
9.5	73,468,813	18,535	0.0003	0.9997	99.64
10.5	72,553,294	55,039	0.0008	0.9992	99.61
11.5	72,515,283	148,229	0.0020	0.9980	99.54
12.5	68,781,193	28,767	0.0004	0.9996	99.33
13.5	68,689,975	96,554	0.0014	0.9986	99.29
14.5	68,593,421		0.0000	1.0000	99.15
15.5	68,593,421	101,735	0.0015	0.9985	99.15
16.5	68,491,686	67,268	0.0010	0.9990	99.00
17.5	68,424,418	77,554	0.0011	0.9989	98.91
18.5	73,856,694	14,544	0.0002	0.9998	98.79
19.5	71,164,751	35,665	0.0005	0.9995	98.77
20.5	72,026,069	12,788	0.0002	0.9998	98.73
21.5	72,012,394		0.0000	1.0000	98.71
22.5	71,596,022	84,843	0.0012	0.9988	98.71
23.5	69,638,544	29,907	0.0004	0.9996	98.59
24.5	69,178,947		0.0000	1.0000	98.55
25.5	62,626,831	17,860	0.0003	0.9997	98.55
26.5	62,589,364		0.0000	1.0000	98.52
27.5	62,221,361	142	0.0000	1.0000	98.52
28.5	62,213,984	3,659	0.0001	0.9999	98.52
29.5	62,133,131	241,162	0.0039	0.9961	98.51
30.5	61,769,459		0.0000	1.0000	98.13
31.5	61,540,989	41,723	0.0007	0.9993	98.13
32.5	61,464,557	17,176	0.0003	0.9997	98.07
33.5	47,440,449	38,429	0.0008	0.9992	98.04
34.5	47,187,175	12,005	0.0003	0.9997	97.96
35.5	46,928,299	31,186	0.0007	0.9993	97.93
36.5	45,865,039	442	0.0000	1.0000	97.87
37.5	45,613,639	56,871	0.0012	0.9988	97.87
38.5	42,867,600	14,274	0.0003	0.9997	97.75

AMEREN MISSOURI

ACCOUNT 354 TOWERS AND FIXTURES

ORIGINAL LIFE TABLE, CONT.

PLACEMENT BAND 1913-2018			EXPERIENCE BAND 1922-2018		
AGE AT BEGIN OF INTERVAL	EXPOSURES AT BEGINNING OF AGE INTERVAL	RETIREMENTS DURING AGE INTERVAL	RETMT RATIO	SURV RATIO	PCT SURV BEGIN OF INTERVAL
39.5	42,790,857	50,951	0.0012	0.9988	97.71
40.5	42,542,255	143,354	0.0034	0.9966	97.60
41.5	42,115,131	103,185	0.0025	0.9975	97.27
42.5	37,920,232	293,949	0.0078	0.9922	97.03
43.5	37,378,009	434,907	0.0116	0.9884	96.28
44.5	34,709,808	526,401	0.0152	0.9848	95.16
45.5	32,497,084	386,669	0.0119	0.9881	93.71
46.5	31,918,670	61,723	0.0019	0.9981	92.60
47.5	29,591,254	19,010	0.0006	0.9994	92.42
48.5	25,599,768	1,231,777	0.0481	0.9519	92.36
49.5	22,382,497	70,631	0.0032	0.9968	87.92
50.5	19,000,709	194,494	0.0102	0.9898	87.64
51.5	17,318,980	71,666	0.0041	0.9959	86.74
52.5	16,157,664		0.0000	1.0000	86.38
53.5	12,717,702		0.0000	1.0000	86.38
54.5	11,377,037		0.0000	1.0000	86.38
55.5	9,195,752		0.0000	1.0000	86.38
56.5	9,153,566	192	0.0000	1.0000	86.38
57.5	8,806,475	10,523	0.0012	0.9988	86.38
58.5	7,129,738	16,553	0.0023	0.9977	86.28
59.5	7,078,541		0.0000	1.0000	86.08
60.5	6,062,096		0.0000	1.0000	86.08
61.5	3,798,666		0.0000	1.0000	86.08
62.5	3,718,660		0.0000	1.0000	86.08
63.5	3,718,660		0.0000	1.0000	86.08
64.5	3,587,764	1,963	0.0005	0.9995	86.08
65.5	3,678,788	760	0.0002	0.9998	86.03
66.5	3,385,153		0.0000	1.0000	86.01
67.5	2,932,860		0.0000	1.0000	86.01
68.5	2,171,562		0.0000	1.0000	86.01
69.5	2,171,562		0.0000	1.0000	86.01
70.5	2,171,562		0.0000	1.0000	86.01
71.5	2,171,562		0.0000	1.0000	86.01
72.5	2,171,562		0.0000	1.0000	86.01
73.5	2,171,562		0.0000	1.0000	86.01
74.5	2,171,562		0.0000	1.0000	86.01
75.5	2,171,562		0.0000	1.0000	86.01
76.5	1,746,687		0.0000	1.0000	86.01
77.5	1,746,687		0.0000	1.0000	86.01
78.5	1,746,687		0.0000	1.0000	86.01

AMEREN MISSOURI

ACCOUNT 354 TOWERS AND FIXTURES

ORIGINAL LIFE TABLE, CONT.

PLACEMENT BAND 1913-2018			EXPERIENCE BAND 1922-2018		
AGE AT BEGIN OF INTERVAL	EXPOSURES AT BEGINNING OF AGE INTERVAL	RETIREMENTS DURING AGE INTERVAL	RETMT RATIO	SURV RATIO	PCT SURV BEGIN OF INTERVAL
79.5	1,746,687		0.0000	1.0000	86.01
80.5	1,746,687		0.0000	1.0000	86.01
81.5	1,746,687		0.0000	1.0000	86.01
82.5	1,746,687		0.0000	1.0000	86.01
83.5	1,746,687		0.0000	1.0000	86.01
84.5	1,746,687	31,771	0.0182	0.9818	86.01
85.5	1,714,917		0.0000	1.0000	84.45
86.5	1,714,917		0.0000	1.0000	84.45
87.5	1,099,182		0.0000	1.0000	84.45
88.5	1,099,182	5,150	0.0047	0.9953	84.45
89.5	859,742		0.0000	1.0000	84.05
90.5	859,742		0.0000	1.0000	84.05
91.5	859,742		0.0000	1.0000	84.05
92.5	859,742		0.0000	1.0000	84.05
93.5	584,532		0.0000	1.0000	84.05
94.5	584,532		0.0000	1.0000	84.05
95.5	584,532		0.0000	1.0000	84.05
96.5	584,532		0.0000	1.0000	84.05
97.5	584,532		0.0000	1.0000	84.05
98.5	584,532	677	0.0012	0.9988	84.05
99.5	583,855		0.0000	1.0000	83.96
100.5	583,855		0.0000	1.0000	83.96
101.5	583,855		0.0000	1.0000	83.96
102.5	583,855		0.0000	1.0000	83.96
103.5	583,855	8,041	0.0138	0.9862	83.96
104.5	575,814		0.0000	1.0000	82.80
105.5					82.80

AMEREN MISSOURI

ACCOUNT 354 TOWERS AND FIXTURES

ORIGINAL LIFE TABLE

PLACEMENT BAND 1913-2018			EXPERIENCE BAND 1989-2018		
AGE AT BEGIN OF INTERVAL	EXPOSURES AT BEGINNING OF AGE INTERVAL	RETIREMENTS DURING AGE INTERVAL	RETMT RATIO	SURV RATIO	PCT SURV BEGIN OF INTERVAL
0.0	52,723,838		0.0000	1.0000	100.00
0.5	45,836,863	422	0.0000	1.0000	100.00
1.5	45,548,642		0.0000	1.0000	100.00
2.5	26,939,749	1,750	0.0001	0.9999	100.00
3.5	40,944,930	3,279	0.0001	0.9999	99.99
4.5	40,710,572	4,690	0.0001	0.9999	99.98
5.5	41,154,732		0.0000	1.0000	99.97
6.5	41,314,469		0.0000	1.0000	99.97
7.5	41,274,925	1,682	0.0000	1.0000	99.97
8.5	29,443,425	17,610	0.0006	0.9994	99.97
9.5	29,481,155	11,413	0.0004	0.9996	99.91
10.5	28,785,472		0.0000	1.0000	99.87
11.5	29,111,999		0.0000	1.0000	99.87
12.5	29,739,129		0.0000	1.0000	99.87
13.5	29,924,953	25,728	0.0009	0.9991	99.87
14.5	32,132,519		0.0000	1.0000	99.78
15.5	33,818,841		0.0000	1.0000	99.78
16.5	34,050,291		0.0000	1.0000	99.78
17.5	36,977,127		0.0000	1.0000	99.78
18.5	47,315,675	11,141	0.0002	0.9998	99.78
19.5	47,387,164		0.0000	1.0000	99.76
20.5	51,771,174		0.0000	1.0000	99.76
21.5	53,662,802		0.0000	1.0000	99.76
22.5	54,336,080		0.0000	1.0000	99.76
23.5	56,104,831		0.0000	1.0000	99.76
24.5	57,213,817		0.0000	1.0000	99.76
25.5	52,976,529	11,531	0.0002	0.9998	99.76
26.5	52,990,242		0.0000	1.0000	99.74
27.5	52,969,139		0.0000	1.0000	99.74
28.5	54,637,326		0.0000	1.0000	99.74
29.5	54,595,070	54,630	0.0010	0.9990	99.74
30.5	55,434,375		0.0000	1.0000	99.64
31.5	57,503,741	38,958	0.0007	0.9993	99.64
32.5	57,510,190	16,441	0.0003	0.9997	99.57
33.5	43,486,818	34,534	0.0008	0.9992	99.54
34.5	43,368,334		0.0000	1.0000	99.46
35.5	43,162,817	29,676	0.0007	0.9993	99.46
36.5	42,270,073	294	0.0000	1.0000	99.40
37.5	42,471,874	5,967	0.0001	0.9999	99.40
38.5	40,531,748	4,250	0.0001	0.9999	99.38

AMEREN MISSOURI

ACCOUNT 354 TOWERS AND FIXTURES

ORIGINAL LIFE TABLE, CONT.

PLACEMENT BAND 1913-2018			EXPERIENCE BAND 1989-2018		
AGE AT BEGIN OF INTERVAL	EXPOSURES AT BEGINNING OF AGE INTERVAL	RETIREMENTS DURING AGE INTERVAL	RETMT RATIO	SURV RATIO	PCT SURV BEGIN OF INTERVAL
39.5	40,472,962	38,889	0.0010	0.9990	99.37
40.5	40,237,024	39,704	0.0010	0.9990	99.28
41.5	39,913,549	103,185	0.0026	0.9974	99.18
42.5	35,718,651	293,949	0.0082	0.9918	98.92
43.5	35,176,427	427,841	0.0122	0.9878	98.11
44.5	32,515,292	524,571	0.0161	0.9839	96.91
45.5	30,304,399	386,669	0.0128	0.9872	95.35
46.5	29,725,984	61,723	0.0021	0.9979	94.13
47.5	27,398,568	19,010	0.0007	0.9993	93.94
48.5	23,407,082	1,231,777	0.0526	0.9474	93.87
49.5	20,190,004	70,631	0.0035	0.9965	88.93
50.5	16,808,216	194,494	0.0116	0.9884	88.62
51.5	15,143,040	70,503	0.0047	0.9953	87.60
52.5	13,982,887		0.0000	1.0000	87.19
53.5	10,542,924		0.0000	1.0000	87.19
54.5	9,202,259		0.0000	1.0000	87.19
55.5	7,020,974		0.0000	1.0000	87.19
56.5	6,978,788	192	0.0000	1.0000	87.19
57.5	7,704,077	9,209	0.0012	0.9988	87.19
58.5	6,028,653	16,553	0.0027	0.9973	87.08
59.5	6,216,897		0.0000	1.0000	86.84
60.5	5,200,452		0.0000	1.0000	86.84
61.5	2,937,022		0.0000	1.0000	86.84
62.5	2,857,016		0.0000	1.0000	86.84
63.5	3,132,227		0.0000	1.0000	86.84
64.5	3,001,331	61	0.0000	1.0000	86.84
65.5	3,094,257	760	0.0002	0.9998	86.84
66.5	2,800,621		0.0000	1.0000	86.82
67.5	2,348,328		0.0000	1.0000	86.82
68.5	1,587,030		0.0000	1.0000	86.82
69.5	1,587,030		0.0000	1.0000	86.82
70.5	1,587,030		0.0000	1.0000	86.82
71.5	1,587,030		0.0000	1.0000	86.82
72.5	1,587,030		0.0000	1.0000	86.82
73.5	1,587,030		0.0000	1.0000	86.82
74.5	1,587,030		0.0000	1.0000	86.82
75.5	2,171,562		0.0000	1.0000	86.82
76.5	1,746,687		0.0000	1.0000	86.82
77.5	1,746,687		0.0000	1.0000	86.82
78.5	1,746,687		0.0000	1.0000	86.82

AMEREN MISSOURI

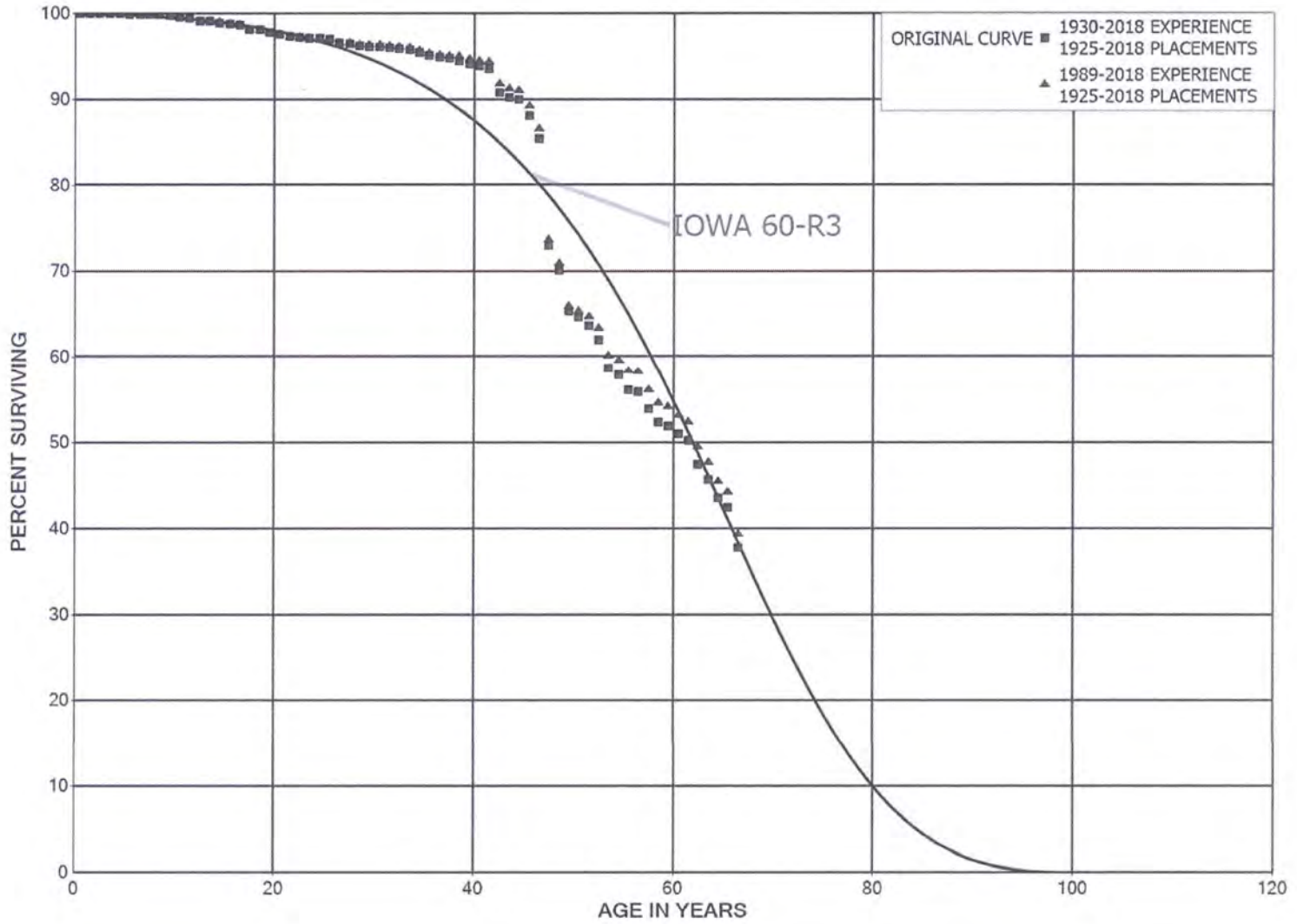
ACCOUNT 354 TOWERS AND FIXTURES

ORIGINAL LIFE TABLE, CONT.

PLACEMENT BAND 1913-2018			EXPERIENCE BAND 1989-2018		
AGE AT BEGIN OF INTERVAL	EXPOSURES AT BEGINNING OF AGE INTERVAL	RETIREMENTS DURING AGE INTERVAL	RETMT RATIO	SURV RATIO	PCT SURV BEGIN OF INTERVAL
79.5	1,746,687		0.0000	1.0000	86.82
80.5	1,746,687		0.0000	1.0000	86.82
81.5	1,746,687		0.0000	1.0000	86.82
82.5	1,746,687		0.0000	1.0000	86.82
83.5	1,746,687		0.0000	1.0000	86.82
84.5	1,746,687	31,771	0.0182	0.9818	86.82
85.5	1,714,917		0.0000	1.0000	85.24
86.5	1,714,917		0.0000	1.0000	85.24
87.5	1,099,182		0.0000	1.0000	85.24
88.5	1,099,182	5,150	0.0047	0.9953	85.24
89.5	859,742		0.0000	1.0000	84.84
90.5	859,742		0.0000	1.0000	84.84
91.5	859,742		0.0000	1.0000	84.84
92.5	859,742		0.0000	1.0000	84.84
93.5	584,532		0.0000	1.0000	84.84
94.5	584,532		0.0000	1.0000	84.84
95.5	584,532		0.0000	1.0000	84.84
96.5	584,532		0.0000	1.0000	84.84
97.5	584,532		0.0000	1.0000	84.84
98.5	584,532	677	0.0012	0.9988	84.84
99.5	583,855		0.0000	1.0000	84.74
100.5	583,855		0.0000	1.0000	84.74
101.5	583,855		0.0000	1.0000	84.74
102.5	583,855		0.0000	1.0000	84.74
103.5	583,855	8,041	0.0138	0.9862	84.74
104.5	575,814		0.0000	1.0000	83.58
105.5					83.58



AMEREN MISSOURI
ACCOUNT 355 POLES AND FIXTURES
ORIGINAL AND SMOOTH SURVIVOR CURVES



AMEREN MISSOURI

ACCOUNT 355 POLES AND FIXTURES

ORIGINAL LIFE TABLE

PLACEMENT BAND 1925-2018			EXPERIENCE BAND 1930-2018		
AGE AT BEGIN OF INTERVAL	EXPOSURES AT BEGINNING OF AGE INTERVAL	RETIREMENTS DURING AGE INTERVAL	RETMT RATIO	SURV RATIO	PCT SURV BEGIN OF INTERVAL
0.0	431,799,943	1,376	0.0000	1.0000	100.00
0.5	397,339,933	132,659	0.0003	0.9997	100.00
1.5	377,636,765	39,092	0.0001	0.9999	99.97
2.5	314,656,413	125,937	0.0004	0.9996	99.96
3.5	309,263,690	10,729	0.0000	1.0000	99.92
4.5	218,768,001	55,945	0.0003	0.9997	99.91
5.5	160,098,033	46,942	0.0003	0.9997	99.89
6.5	150,693,706	31,515	0.0002	0.9998	99.86
7.5	139,688,022	45,526	0.0003	0.9997	99.84
8.5	136,387,156	40,112	0.0003	0.9997	99.80
9.5	134,576,508	375,221	0.0028	0.9972	99.77
10.5	128,368,780	111,085	0.0009	0.9991	99.50
11.5	126,174,909	476,290	0.0038	0.9962	99.41
12.5	106,219,190	26,361	0.0002	0.9998	99.04
13.5	96,312,908	144,784	0.0015	0.9985	99.01
14.5	93,075,425	177,407	0.0019	0.9981	98.86
15.5	84,289,928	93,697	0.0011	0.9989	98.67
16.5	76,135,078	346,481	0.0046	0.9954	98.56
17.5	71,449,144	64,835	0.0009	0.9991	98.12
18.5	64,381,287	231,216	0.0036	0.9964	98.03
19.5	59,687,824	79,197	0.0013	0.9987	97.67
20.5	62,020,182	172,635	0.0028	0.9972	97.54
21.5	57,821,306	41,589	0.0007	0.9993	97.27
22.5	56,682,997	66,379	0.0012	0.9988	97.20
23.5	55,426,402	37,094	0.0007	0.9993	97.09
24.5	46,201,743	35,050	0.0008	0.9992	97.02
25.5	45,692,074	205,587	0.0045	0.9955	96.95
26.5	43,928,426	74,266	0.0017	0.9983	96.51
27.5	44,314,288	69,948	0.0016	0.9984	96.35
28.5	43,115,439	37,709	0.0009	0.9991	96.20
29.5	41,481,047	12,026	0.0003	0.9997	96.12
30.5	38,139,731	51,607	0.0014	0.9986	96.09
31.5	37,742,304	53,988	0.0014	0.9986	95.96
32.5	34,676,007	21,374	0.0006	0.9994	95.82
33.5	34,271,585	132,395	0.0039	0.9961	95.76
34.5	33,351,417	112,840	0.0034	0.9966	95.39
35.5	32,194,889	71,271	0.0022	0.9978	95.07
36.5	30,785,079	41,253	0.0013	0.9987	94.86
37.5	30,626,230	103,335	0.0034	0.9966	94.73
38.5	29,631,372	122,746	0.0041	0.9959	94.41

AMEREN MISSOURI

ACCOUNT 355 POLES AND FIXTURES

ORIGINAL LIFE TABLE, CONT.

PLACEMENT BAND 1925-2018			EXPERIENCE BAND 1930-2018		
AGE AT BEGIN OF INTERVAL	EXPOSURES AT BEGINNING OF AGE INTERVAL	RETIREMENTS DURING AGE INTERVAL	RETMT RATIO	SURV RATIO	PCT SURV BEGIN OF INTERVAL
39.5	26,042,323	65,504	0.0025	0.9975	94.02
40.5	25,828,921	70,706	0.0027	0.9973	93.78
41.5	25,589,329	760,640	0.0297	0.9703	93.53
42.5	23,203,062	153,971	0.0066	0.9934	90.75
43.5	22,921,733	58,494	0.0026	0.9974	90.14
44.5	19,184,804	389,270	0.0203	0.9797	89.91
45.5	16,652,119	505,108	0.0303	0.9697	88.09
46.5	13,983,635	2,044,783	0.1462	0.8538	85.42
47.5	11,146,231	435,973	0.0391	0.9609	72.93
48.5	9,347,003	643,811	0.0689	0.9311	70.08
49.5	7,033,086	70,446	0.0100	0.9900	65.25
50.5	6,148,437	91,776	0.0149	0.9851	64.59
51.5	4,491,564	117,286	0.0261	0.9739	63.63
52.5	4,152,809	223,802	0.0539	0.9461	61.97
53.5	3,120,076	44,445	0.0142	0.9858	58.63
54.5	3,061,984	90,173	0.0294	0.9706	57.79
55.5	2,562,045	10,903	0.0043	0.9957	56.09
56.5	2,533,435	92,668	0.0366	0.9634	55.85
57.5	2,401,484	67,069	0.0279	0.9721	53.81
58.5	1,820,541	15,301	0.0084	0.9916	52.31
59.5	1,806,755	33,366	0.0185	0.9815	51.87
60.5	1,761,407	24,299	0.0138	0.9862	50.91
61.5	1,016,028	57,964	0.0570	0.9430	50.21
62.5	831,426	29,603	0.0356	0.9644	47.34
63.5	796,188	37,426	0.0470	0.9530	45.66
64.5	787,475	20,401	0.0259	0.9741	43.51
65.5	525,623	57,782	0.1099	0.8901	42.38
66.5	46,535	1,563	0.0336	0.9664	37.73
67.5	43,989		0.0000	1.0000	36.46
68.5	43,911		0.0000	1.0000	36.46
69.5	42,666		0.0000	1.0000	36.46
70.5	42,666		0.0000	1.0000	36.46
71.5	42,613		0.0000	1.0000	36.46
72.5	42,613		0.0000	1.0000	36.46
73.5	42,035		0.0000	1.0000	36.46
74.5	42,035	799	0.0190	0.9810	36.46
75.5	40,751	126	0.0031	0.9969	35.77
76.5	465,625		0.0000	1.0000	35.65
77.5	465,625		0.0000	1.0000	35.65
78.5	465,625		0.0000	1.0000	35.65

AMEREN MISSOURI
ACCOUNT 355 POLES AND FIXTURES
ORIGINAL LIFE TABLE, CONT.

PLACEMENT BAND 1925-2018			EXPERIENCE BAND 1930-2018		
AGE AT BEGIN OF INTERVAL	EXPOSURES AT BEGINNING OF AGE INTERVAL	RETIREMENTS DURING AGE INTERVAL	RETMT RATIO	SURV RATIO	PCT SURV BEGIN OF INTERVAL
79.5	465,542		0.0000	1.0000	35.65
80.5	464,690	512	0.0011	0.9989	35.65
81.5	464,178		0.0000	1.0000	35.62
82.5	464,002		0.0000	1.0000	35.62
83.5	463,873	1,593	0.0034	0.9966	35.62
84.5	462,280	33	0.0001	0.9999	35.49
85.5	461,698		0.0000	1.0000	35.49
86.5	426,099		0.0000	1.0000	35.49
87.5	1,225		0.0000	1.0000	35.49
88.5	1,225		0.0000	1.0000	35.49
89.5	1,225		0.0000	1.0000	35.49
90.5	1,225		0.0000	1.0000	35.49
91.5	1,225		0.0000	1.0000	35.49
92.5	1,225		0.0000	1.0000	35.49
93.5					35.49

AMEREN MISSOURI

ACCOUNT 355 POLES AND FIXTURES

ORIGINAL LIFE TABLE

PLACEMENT BAND 1925-2018		EXPERIENCE BAND 1989-2018			
AGE AT BEGIN OF INTERVAL	EXPOSURES AT BEGINNING OF AGE INTERVAL	RETIREMENTS DURING AGE INTERVAL	RETMT RATIO	SURV RATIO	PCT SURV BEGIN OF INTERVAL
0.0	390,820,695	879	0.0000	1.0000	100.00
0.5	359,740,573	82,661	0.0002	0.9998	100.00
1.5	340,537,749	26,220	0.0001	0.9999	99.98
2.5	279,022,469	34,220	0.0001	0.9999	99.97
3.5	274,108,807	5,343	0.0000	1.0000	99.96
4.5	184,312,320	40,517	0.0002	0.9998	99.95
5.5	126,636,806	30,479	0.0002	0.9998	99.93
6.5	118,589,629	16,845	0.0001	0.9999	99.91
7.5	107,754,321	24,244	0.0002	0.9998	99.89
8.5	105,013,938	4,482	0.0000	1.0000	99.87
9.5	106,479,647	329,648	0.0031	0.9969	99.87
10.5	100,384,681	81,953	0.0008	0.9992	99.56
11.5	98,474,511	435,393	0.0044	0.9956	99.48
12.5	80,180,248	5,337	0.0001	0.9999	99.04
13.5	70,437,693	74,092	0.0011	0.9989	99.03
14.5	71,551,400	154,176	0.0022	0.9978	98.93
15.5	65,235,756	75,119	0.0012	0.9988	98.71
16.5	59,364,988	339,675	0.0057	0.9943	98.60
17.5	55,939,916	39,401	0.0007	0.9993	98.04
18.5	50,523,664	194,990	0.0039	0.9961	97.97
19.5	48,626,979	52,475	0.0011	0.9989	97.59
20.5	52,196,830	155,440	0.0030	0.9970	97.48
21.5	51,391,798	26,919	0.0005	0.9995	97.19
22.5	50,696,552	47,834	0.0009	0.9991	97.14
23.5	50,621,263	2,002	0.0000	1.0000	97.05
24.5	41,447,624	19,673	0.0005	0.9995	97.05
25.5	41,599,902	193,440	0.0047	0.9953	97.00
26.5	39,873,485	29,959	0.0008	0.9992	96.55
27.5	40,327,727	59,745	0.0015	0.9985	96.48
28.5	39,883,021	24,349	0.0006	0.9994	96.33
29.5	38,306,957	6,442	0.0002	0.9998	96.28
30.5	35,013,563	37,748	0.0011	0.9989	96.26
31.5	35,707,680	50,658	0.0014	0.9986	96.16
32.5	32,861,128	17,874	0.0005	0.9995	96.02
33.5	32,495,707	126,467	0.0039	0.9961	95.97
34.5	31,607,082	109,531	0.0035	0.9965	95.59
35.5	30,915,570	62,250	0.0020	0.9980	95.26
36.5	30,080,841	31,675	0.0011	0.9989	95.07
37.5	29,935,247	24,230	0.0008	0.9992	94.97
38.5	29,019,572	85,070	0.0029	0.9971	94.89

AMEREN MISSOURI

ACCOUNT 355 POLES AND FIXTURES

ORIGINAL LIFE TABLE, CONT.

PLACEMENT BAND 1925-2018			EXPERIENCE BAND 1989-2018		
AGE AT BEGIN OF INTERVAL	EXPOSURES AT BEGINNING OF AGE INTERVAL	RETIREMENTS DURING AGE INTERVAL	RETMT RATIO	SURV RATIO	PCT SURV BEGIN OF INTERVAL
39.5	25,469,400	44,794	0.0018	0.9982	94.61
40.5	25,276,780	32,578	0.0013	0.9987	94.45
41.5	25,147,918	682,019	0.0271	0.9729	94.33
42.5	22,840,273	149,418	0.0065	0.9935	91.77
43.5	22,565,667	46,876	0.0021	0.9979	91.17
44.5	18,840,356	384,374	0.0204	0.9796	90.98
45.5	16,318,093	484,035	0.0297	0.9703	89.12
46.5	13,673,999	2,033,144	0.1487	0.8513	86.48
47.5	10,848,235	414,662	0.0382	0.9618	73.62
48.5	9,070,317	638,076	0.0703	0.9297	70.81
49.5	6,762,220	50,078	0.0074	0.9926	65.83
50.5	5,903,057	68,262	0.0116	0.9884	65.34
51.5	4,269,728	86,321	0.0202	0.9798	64.58
52.5	3,962,130	202,869	0.0512	0.9488	63.28
53.5	2,950,459	26,257	0.0089	0.9911	60.04
54.5	2,910,555	59,136	0.0203	0.9797	59.50
55.5	2,442,480	3,311	0.0014	0.9986	58.29
56.5	2,533,052	92,668	0.0366	0.9634	58.21
57.5	2,401,484	67,069	0.0279	0.9721	56.09
58.5	1,820,541	15,301	0.0084	0.9916	54.52
59.5	1,806,755	33,366	0.0185	0.9815	54.06
60.5	1,761,407	24,299	0.0138	0.9862	53.06
61.5	1,016,028	57,964	0.0570	0.9430	52.33
62.5	831,426	29,603	0.0356	0.9644	49.34
63.5	796,188	37,426	0.0470	0.9530	47.59
64.5	787,475	20,401	0.0259	0.9741	45.35
65.5	525,623	57,782	0.1099	0.8901	44.18
66.5	46,535	1,563	0.0336	0.9664	39.32
67.5	43,989		0.0000	1.0000	38.00
68.5	43,911		0.0000	1.0000	38.00
69.5	42,666		0.0000	1.0000	38.00
70.5	42,666		0.0000	1.0000	38.00
71.5	42,613		0.0000	1.0000	38.00
72.5	42,613		0.0000	1.0000	38.00
73.5	42,035		0.0000	1.0000	38.00
74.5	42,035	799	0.0190	0.9810	38.00
75.5	40,751	126	0.0031	0.9969	37.28
76.5	465,625		0.0000	1.0000	37.16
77.5	465,625		0.0000	1.0000	37.16
78.5	465,625		0.0000	1.0000	37.16

AMEREN MISSOURI

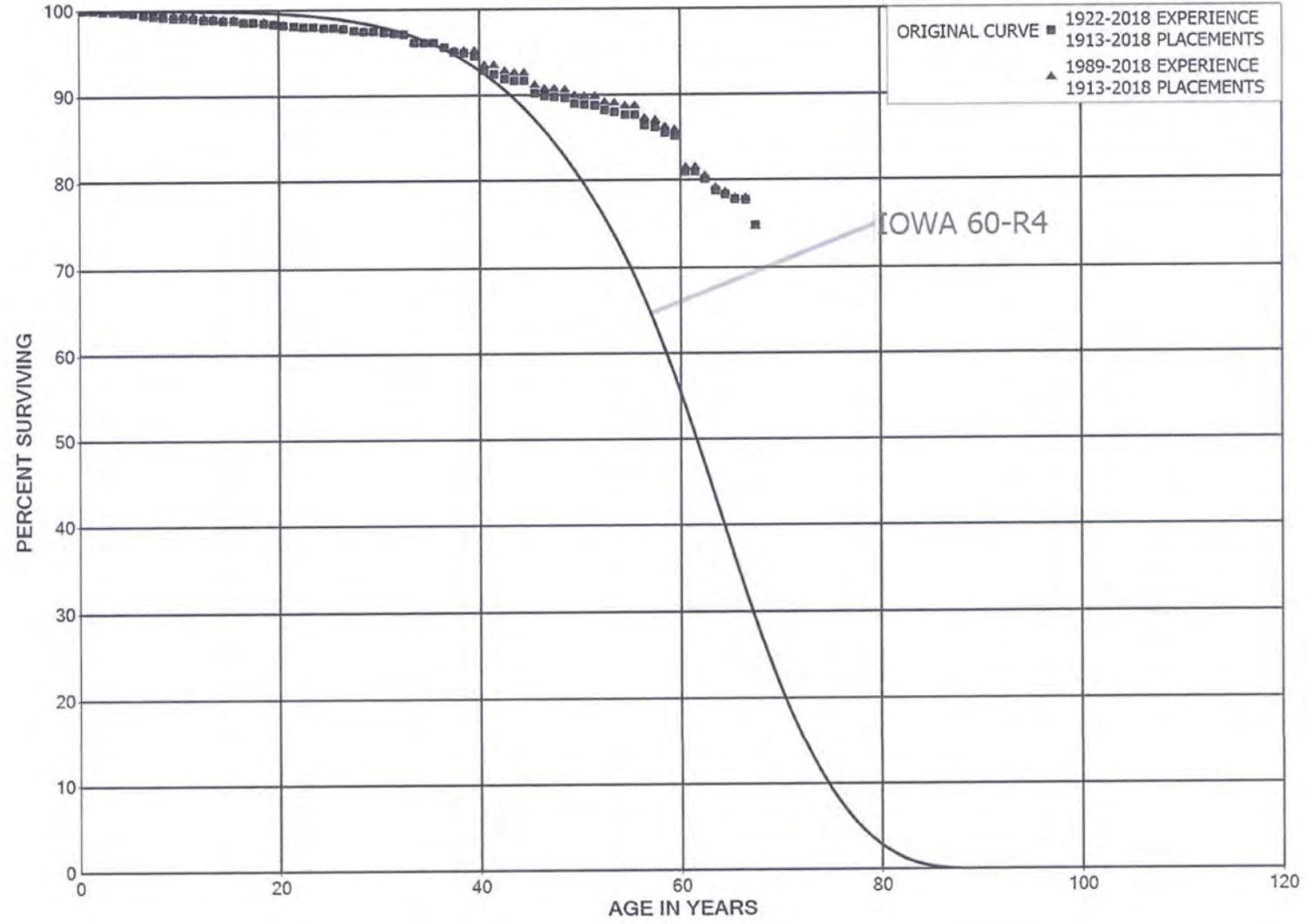
ACCOUNT 355 POLES AND FIXTURES

ORIGINAL LIFE TABLE, CONT.

PLACEMENT BAND 1925-2018			EXPERIENCE BAND 1989-2018		
AGE AT BEGIN OF INTERVAL	EXPOSURES AT BEGINNING OF AGE INTERVAL	RETIREMENTS DURING AGE INTERVAL	RETMT RATIO	SURV RATIO	PCT SURV BEGIN OF INTERVAL
79.5	465,542		0.0000	1.0000	37.16
80.5	464,690	512	0.0011	0.9989	37.16
81.5	464,178		0.0000	1.0000	37.12
82.5	464,002		0.0000	1.0000	37.12
83.5	463,873	1,593	0.0034	0.9966	37.12
84.5	462,280	33	0.0001	0.9999	36.99
85.5	461,698		0.0000	1.0000	36.99
86.5	426,099		0.0000	1.0000	36.99
87.5	1,225		0.0000	1.0000	36.99
88.5	1,225		0.0000	1.0000	36.99
89.5	1,225		0.0000	1.0000	36.99
90.5	1,225		0.0000	1.0000	36.99
91.5	1,225		0.0000	1.0000	36.99
92.5	1,225		0.0000	1.0000	36.99
93.5					36.99



AMEREN MISSOURI
ACCOUNT 356 OVERHEAD CONDUCTORS AND DEVICES
ORIGINAL AND SMOOTH SURVIVOR CURVES



AMEREN MISSOURI

ACCOUNT 356 OVERHEAD CONDUCTORS AND DEVICES

ORIGINAL LIFE TABLE

PLACEMENT BAND 1913-2018		EXPERIENCE BAND 1922-2018			
AGE AT BEGIN OF INTERVAL	EXPOSURES AT BEGINNING OF AGE INTERVAL	RETIREMENTS DURING AGE INTERVAL	RETMT RATIO	SURV RATIO	PCT SURV BEGIN OF INTERVAL
0.0	293,213,510	3,962	0.0000	1.0000	100.00
0.5	271,911,099	185,088	0.0007	0.9993	100.00
1.5	248,427,727	150,719	0.0006	0.9994	99.93
2.5	201,588,540	75,657	0.0004	0.9996	99.87
3.5	201,105,243	105,773	0.0005	0.9995	99.83
4.5	180,883,261	378,823	0.0021	0.9979	99.78
5.5	177,243,982	388,897	0.0022	0.9978	99.57
6.5	174,274,240	24,103	0.0001	0.9999	99.35
7.5	147,274,832	173,618	0.0012	0.9988	99.34
8.5	144,732,752	194,944	0.0013	0.9987	99.22
9.5	141,197,748	49,912	0.0004	0.9996	99.09
10.5	130,590,796	60,531	0.0005	0.9995	99.05
11.5	130,226,344	158,786	0.0012	0.9988	99.01
12.5	108,225,789	50,042	0.0005	0.9995	98.89
13.5	105,226,632	72,529	0.0007	0.9993	98.84
14.5	104,255,784	58,902	0.0006	0.9994	98.77
15.5	97,914,038	193,876	0.0020	0.9980	98.72
16.5	95,262,005	37,708	0.0004	0.9996	98.52
17.5	92,463,145	70,237	0.0008	0.9992	98.48
18.5	92,724,880	119,107	0.0013	0.9987	98.41
19.5	85,799,250	105,410	0.0012	0.9988	98.28
20.5	85,596,505	116,876	0.0014	0.9986	98.16
21.5	84,799,588	89,399	0.0011	0.9989	98.03
22.5	84,685,629	17,091	0.0002	0.9998	97.92
23.5	80,569,310	31,862	0.0004	0.9996	97.90
24.5	79,901,269	8,372	0.0001	0.9999	97.86
25.5	75,260,406	111,570	0.0015	0.9985	97.85
26.5	73,916,219	141,906	0.0019	0.9981	97.71
27.5	74,555,465	59,361	0.0008	0.9992	97.52
28.5	73,543,086	19,170	0.0003	0.9997	97.44
29.5	72,288,849	113,856	0.0016	0.9984	97.42
30.5	71,986,731	68,746	0.0010	0.9990	97.27
31.5	71,826,165	100,156	0.0014	0.9986	97.17
32.5	70,825,231	669,781	0.0095	0.9905	97.04
33.5	57,954,253	28,501	0.0005	0.9995	96.12
34.5	58,203,077	36,329	0.0006	0.9994	96.07
35.5	57,935,424	338,804	0.0058	0.9942	96.01
36.5	57,205,427	323,800	0.0057	0.9943	95.45
37.5	58,852,524	68,784	0.0012	0.9988	94.91
38.5	58,174,743	185,196	0.0032	0.9968	94.80

AMEREN MISSOURI

ACCOUNT 356 OVERHEAD CONDUCTORS AND DEVICES

ORIGINAL LIFE TABLE, CONT.

PLACEMENT BAND 1913-2018			EXPERIENCE BAND 1922-2018		
AGE AT BEGIN OF INTERVAL	EXPOSURES AT BEGINNING OF AGE INTERVAL	RETIREMENTS DURING AGE INTERVAL	RETMT RATIO	SURV RATIO	PCT SURV BEGIN OF INTERVAL
39.5	56,283,056	1,001,538	0.0178	0.9822	94.50
40.5	54,910,449	226,259	0.0041	0.9959	92.82
41.5	54,460,361	374,546	0.0069	0.9931	92.43
42.5	50,142,815	98,357	0.0020	0.9980	91.80
43.5	49,963,775	9,674	0.0002	0.9998	91.62
44.5	48,243,939	723,600	0.0150	0.9850	91.60
45.5	44,015,059	210,394	0.0048	0.9952	90.23
46.5	42,111,616	33,488	0.0008	0.9992	89.79
47.5	38,770,102	33,467	0.0009	0.9991	89.72
48.5	33,722,022	259,164	0.0077	0.9923	89.65
49.5	29,558,663	34,874	0.0012	0.9988	88.96
50.5	21,674,421	39,393	0.0018	0.9982	88.85
51.5	15,241,583	33,002	0.0061	0.9939	88.69
52.5	14,116,386	22,819	0.0016	0.9984	88.15
53.5	12,011,206	55,753	0.0046	0.9954	88.01
54.5	11,082,939	1,382	0.0001	0.9999	87.60
55.5	7,963,562	108,133	0.0136	0.9864	87.59
56.5	7,620,753	22,865	0.0030	0.9970	86.40
57.5	7,531,185	59,010	0.0078	0.9922	86.14
58.5	6,004,828	23,736	0.0040	0.9960	85.46
59.5	5,955,636	286,955	0.0482	0.9518	85.13
60.5	5,473,690	880	0.0002	0.9998	81.02
61.5	3,702,952	40,205	0.0109	0.9891	81.01
62.5	3,046,054	48,230	0.0158	0.9842	80.13
63.5	2,965,254	18,474	0.0062	0.9938	78.86
64.5	2,950,774	22,279	0.0076	0.9924	78.37
65.5	2,354,024	1,532	0.0007	0.9993	77.78
66.5	1,636,882	61,715	0.0377	0.9623	77.73
67.5	1,458,605		0.0000	1.0000	74.80
68.5	1,285,527		0.0000	1.0000	74.80
69.5	1,280,350		0.0000	1.0000	74.80
70.5	1,691,626	29,287	0.0173	0.9827	74.80
71.5	1,721,035	55,389	0.0322	0.9678	73.50
72.5	1,665,337	38,042	0.0228	0.9772	71.14
73.5	1,616,557		0.0000	1.0000	69.51
74.5	1,616,528		0.0000	1.0000	69.51
75.5	1,615,325		0.0000	1.0000	69.51
76.5	1,615,325		0.0000	1.0000	69.51
77.5	1,615,325		0.0000	1.0000	69.51
78.5	1,615,325		0.0000	1.0000	69.51

AMEREN MISSOURI

ACCOUNT 356 OVERHEAD CONDUCTORS AND DEVICES

ORIGINAL LIFE TABLE, CONT.

PLACEMENT BAND 1913-2018		EXPERIENCE BAND 1922-2018			
AGE AT BEGIN OF INTERVAL	EXPOSURES AT BEGINNING OF AGE INTERVAL	RETIREMENTS DURING AGE INTERVAL	RETMT RATIO	SURV RATIO	PCT SURV BEGIN OF INTERVAL
79.5	1,614,169		0.0000	1.0000	69.51
80.5	1,610,175		0.0000	1.0000	69.51
81.5	1,610,175	27	0.0000	1.0000	69.51
82.5	1,609,279	121,161	0.0753	0.9247	69.51
83.5	1,488,118		0.0000	1.0000	64.28
84.5	1,488,118	717,192	0.4819	0.5181	64.28
85.5	770,595	1,046	0.0014	0.9986	33.30
86.5	355,153		0.0000	1.0000	33.25
87.5	296,484		0.0000	1.0000	33.25
88.5	296,484	90	0.0003	0.9997	33.25
89.5	224,770		0.0000	1.0000	33.24
90.5	224,287		0.0000	1.0000	33.24
91.5	224,287		0.0000	1.0000	33.24
92.5	224,287	3,657	0.0163	0.9837	33.24
93.5	210,995	8,848	0.0419	0.9581	32.70
94.5	202,128		0.0000	1.0000	31.33
95.5	202,128		0.0000	1.0000	31.33
96.5	202,128		0.0000	1.0000	31.33
97.5	202,128		0.0000	1.0000	31.33
98.5	202,128		0.0000	1.0000	31.33
99.5	202,128		0.0000	1.0000	31.33
100.5	202,128		0.0000	1.0000	31.33
101.5	202,128		0.0000	1.0000	31.33
102.5	202,128		0.0000	1.0000	31.33
103.5	202,128	129,686	0.6416	0.3584	31.33
104.5	72,441		0.0000	1.0000	11.23
105.5					11.23

AMEREN MISSOURI

ACCOUNT 356 OVERHEAD CONDUCTORS AND DEVICES

ORIGINAL LIFE TABLE

PLACEMENT BAND 1913-2018			EXPERIENCE BAND 1989-2018		
AGE AT BEGIN OF INTERVAL	EXPOSURES AT BEGINNING OF AGE INTERVAL	RETIREMENTS DURING AGE INTERVAL	RETMT RATIO	SURV RATIO	PCT SURV BEGIN OF INTERVAL
0.0	221,838,214	33	0.0000	1.0000	100.00
0.5	201,014,494	5,629	0.0000	1.0000	100.00
1.5	177,971,540	94,786	0.0005	0.9995	100.00
2.5	131,368,875	34,976	0.0003	0.9997	99.94
3.5	144,522,812	101,754	0.0007	0.9993	99.92
4.5	124,399,500	249,851	0.0020	0.9980	99.85
5.5	121,129,304	344,206	0.0028	0.9972	99.65
6.5	118,280,902	8,144	0.0001	0.9999	99.36
7.5	91,313,316	73,700	0.0008	0.9992	99.36
8.5	89,330,682	22,403	0.0003	0.9997	99.28
9.5	87,343,302	6,336	0.0001	0.9999	99.25
10.5	76,847,592	24,122	0.0003	0.9997	99.24
11.5	76,772,035	140,093	0.0018	0.9982	99.21
12.5	58,714,276	37,430	0.0006	0.9994	99.03
13.5	55,833,967	54,594	0.0010	0.9990	98.97
14.5	56,692,602	45,725	0.0008	0.9992	98.87
15.5	53,758,112	150,607	0.0028	0.9972	98.79
16.5	53,213,272	9,177	0.0002	0.9998	98.52
17.5	53,639,080	17,506	0.0003	0.9997	98.50
18.5	59,594,033	94,642	0.0016	0.9984	98.47
19.5	56,658,144	94,520	0.0017	0.9983	98.31
20.5	63,984,668	108,716	0.0017	0.9983	98.15
21.5	70,664,135	76,003	0.0011	0.9989	97.98
22.5	71,980,888	11,092	0.0002	0.9998	97.87
23.5	68,166,138	4,494	0.0001	0.9999	97.86
24.5	68,690,221	7,025	0.0001	0.9999	97.85
25.5	67,411,914	101,950	0.0015	0.9985	97.84
26.5	66,313,506	134,780	0.0020	0.9980	97.69
27.5	67,072,133	55,890	0.0008	0.9992	97.50
28.5	67,562,441	16,045	0.0002	0.9998	97.41
29.5	66,347,557	83,294	0.0013	0.9987	97.39
30.5	66,278,970	68,286	0.0010	0.9990	97.27
31.5	68,349,834	88,022	0.0013	0.9987	97.17
32.5	67,811,801	669,693	0.0099	0.9901	97.04
33.5	55,049,143	24,030	0.0004	0.9996	96.09
34.5	55,350,209	36,229	0.0007	0.9993	96.04
35.5	55,551,377	323,346	0.0058	0.9942	95.98
36.5	54,868,514	180,193	0.0033	0.9967	95.42
37.5	56,749,412	9,423	0.0002	0.9998	95.11
38.5	56,311,236	186	0.0000	1.0000	95.09

AMEREN MISSOURI

ACCOUNT 356 OVERHEAD CONDUCTORS AND DEVICES

ORIGINAL LIFE TABLE, CONT.

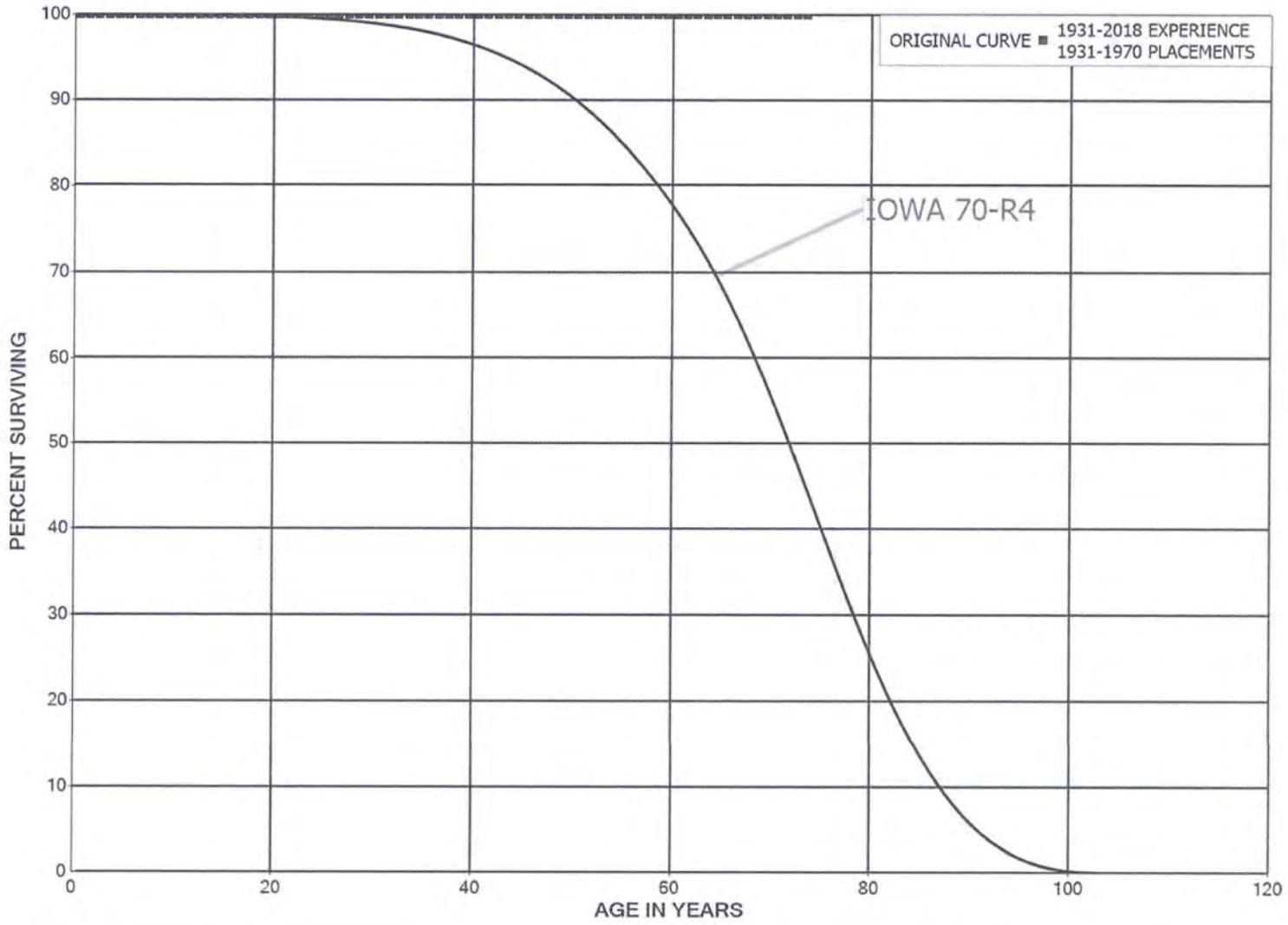
PLACEMENT BAND 1913-2018			EXPERIENCE BAND 1989-2018		
AGE AT BEGIN OF INTERVAL	EXPOSURES AT BEGINNING OF AGE INTERVAL	RETIREMENTS DURING AGE INTERVAL	RETMT RATIO	SURV RATIO	PCT SURV BEGIN OF INTERVAL
39.5	54,610,192	1,000,314	0.0183	0.9817	95.09
40.5	53,238,911	1,406	0.0000	1.0000	93.35
41.5	53,038,685	373,192	0.0070	0.9930	93.35
42.5	48,722,494	96,338	0.0020	0.9980	92.69
43.5	48,612,230	9,151	0.0002	0.9998	92.51
44.5	46,893,399	715,341	0.0153	0.9847	92.49
45.5	42,674,136	205,026	0.0048	0.9952	91.08
46.5	40,776,823	29,285	0.0007	0.9993	90.64
47.5	37,439,893	21,121	0.0006	0.9994	90.58
48.5	32,404,354	255,204	0.0079	0.9921	90.53
49.5	28,246,190	32,250	0.0011	0.9989	89.81
50.5	20,364,623	2,984	0.0001	0.9999	89.71
51.5	13,991,964	90,116	0.0064	0.9936	89.70
52.5	12,870,344	18,424	0.0014	0.9986	89.12
53.5	10,770,764	50,306	0.0047	0.9953	88.99
54.5	9,848,163	381	0.0000	1.0000	88.58
55.5	6,730,114	103,679	0.0154	0.9846	88.57
56.5	6,395,559	21,903	0.0034	0.9966	87.21
57.5	7,077,450	58,642	0.0083	0.9917	86.91
58.5	5,551,462	23,736	0.0043	0.9957	86.19
59.5	5,697,676	286,955	0.0504	0.9496	85.82
60.5	5,245,590	880	0.0002	0.9998	81.50
61.5	3,478,540	40,205	0.0116	0.9884	81.49
62.5	2,821,642	48,230	0.0171	0.9829	80.54
63.5	2,754,134	18,474	0.0067	0.9933	79.17
64.5	2,748,522	22,154	0.0081	0.9919	78.64
65.5	2,151,897	1,532	0.0007	0.9993	78.00
66.5	1,434,755	61,715	0.0430	0.9570	77.95
67.5	1,256,477		0.0000	1.0000	74.59
68.5	1,083,399		0.0000	1.0000	74.59
69.5	1,078,222		0.0000	1.0000	74.59
70.5	1,489,499	29,287	0.0197	0.9803	74.59
71.5	1,518,907	55,389	0.0365	0.9635	73.13
72.5	1,463,209	38,042	0.0260	0.9740	70.46
73.5	1,414,430		0.0000	1.0000	68.63
74.5	1,414,400		0.0000	1.0000	68.63
75.5	1,615,325		0.0000	1.0000	68.63
76.5	1,615,325		0.0000	1.0000	68.63
77.5	1,615,325		0.0000	1.0000	68.63
78.5	1,615,325		0.0000	1.0000	68.63

AMEREN MISSOURI
ACCOUNT 356 OVERHEAD CONDUCTORS AND DEVICES
ORIGINAL LIFE TABLE, CONT.

PLACEMENT BAND 1913-2018			EXPERIENCE BAND 1989-2018		
AGE AT BEGIN OF INTERVAL	EXPOSURES AT BEGINNING OF AGE INTERVAL	RETIREMENTS DURING AGE INTERVAL	RETMT RATIO	SURV RATIO	PCT SURV BEGIN OF INTERVAL
79.5	1,614,169		0.0000	1.0000	68.63
80.5	1,610,175		0.0000	1.0000	68.63
81.5	1,610,175	27	0.0000	1.0000	68.63
82.5	1,609,279	121,161	0.0753	0.9247	68.63
83.5	1,488,118		0.0000	1.0000	63.46
84.5	1,488,118	717,192	0.4819	0.5181	63.46
85.5	770,595	1,046	0.0014	0.9986	32.88
86.5	355,153		0.0000	1.0000	32.83
87.5	296,484		0.0000	1.0000	32.83
88.5	296,484	90	0.0003	0.9997	32.83
89.5	224,770		0.0000	1.0000	32.82
90.5	224,287		0.0000	1.0000	32.82
91.5	224,287		0.0000	1.0000	32.82
92.5	224,287	3,657	0.0163	0.9837	32.82
93.5	210,995	8,848	0.0419	0.9581	32.29
94.5	202,128		0.0000	1.0000	30.93
95.5	202,128		0.0000	1.0000	30.93
96.5	202,128		0.0000	1.0000	30.93
97.5	202,128		0.0000	1.0000	30.93
98.5	202,128		0.0000	1.0000	30.93
99.5	202,128		0.0000	1.0000	30.93
100.5	202,128		0.0000	1.0000	30.93
101.5	202,128		0.0000	1.0000	30.93
102.5	202,128		0.0000	1.0000	30.93
103.5	202,128	129,686	0.6416	0.3584	30.93
104.5	72,441		0.0000	1.0000	11.09
105.5					11.09



AMEREN MISSOURI
ACCOUNT 359 ROADS AND TRAILS
ORIGINAL AND SMOOTH SURVIVOR CURVES



AMEREN MISSOURI

ACCOUNT 359 ROADS AND TRAILS

ORIGINAL LIFE TABLE

PLACEMENT BAND 1931-1970			EXPERIENCE BAND 1931-2018		
AGE AT BEGIN OF INTERVAL	EXPOSURES AT BEGINNING OF AGE INTERVAL	RETIREMENTS DURING AGE INTERVAL	RETMT RATIO	SURV RATIO	PCT SURV BEGIN OF INTERVAL
0.0	71,788		0.0000	1.0000	100.00
0.5	71,788		0.0000	1.0000	100.00
1.5	71,788		0.0000	1.0000	100.00
2.5	71,788		0.0000	1.0000	100.00
3.5	71,788		0.0000	1.0000	100.00
4.5	71,788		0.0000	1.0000	100.00
5.5	71,788		0.0000	1.0000	100.00
6.5	71,788		0.0000	1.0000	100.00
7.5	71,788		0.0000	1.0000	100.00
8.5	71,788		0.0000	1.0000	100.00
9.5	71,788		0.0000	1.0000	100.00
10.5	71,788		0.0000	1.0000	100.00
11.5	71,788		0.0000	1.0000	100.00
12.5	71,788		0.0000	1.0000	100.00
13.5	71,788		0.0000	1.0000	100.00
14.5	71,788		0.0000	1.0000	100.00
15.5	71,788		0.0000	1.0000	100.00
16.5	71,788		0.0000	1.0000	100.00
17.5	71,788		0.0000	1.0000	100.00
18.5	71,788		0.0000	1.0000	100.00
19.5	71,788		0.0000	1.0000	100.00
20.5	71,788		0.0000	1.0000	100.00
21.5	71,788		0.0000	1.0000	100.00
22.5	71,788		0.0000	1.0000	100.00
23.5	71,788		0.0000	1.0000	100.00
24.5	71,788		0.0000	1.0000	100.00
25.5	71,788		0.0000	1.0000	100.00
26.5	71,788		0.0000	1.0000	100.00
27.5	71,788		0.0000	1.0000	100.00
28.5	71,788		0.0000	1.0000	100.00
29.5	71,788		0.0000	1.0000	100.00
30.5	71,788		0.0000	1.0000	100.00
31.5	71,788		0.0000	1.0000	100.00
32.5	71,788		0.0000	1.0000	100.00
33.5	71,788		0.0000	1.0000	100.00
34.5	71,788		0.0000	1.0000	100.00
35.5	71,788		0.0000	1.0000	100.00
36.5	71,788		0.0000	1.0000	100.00
37.5	71,788		0.0000	1.0000	100.00
38.5	71,788		0.0000	1.0000	100.00

AMEREN MISSOURI

ACCOUNT 359 ROADS AND TRAILS

ORIGINAL LIFE TABLE, CONT.

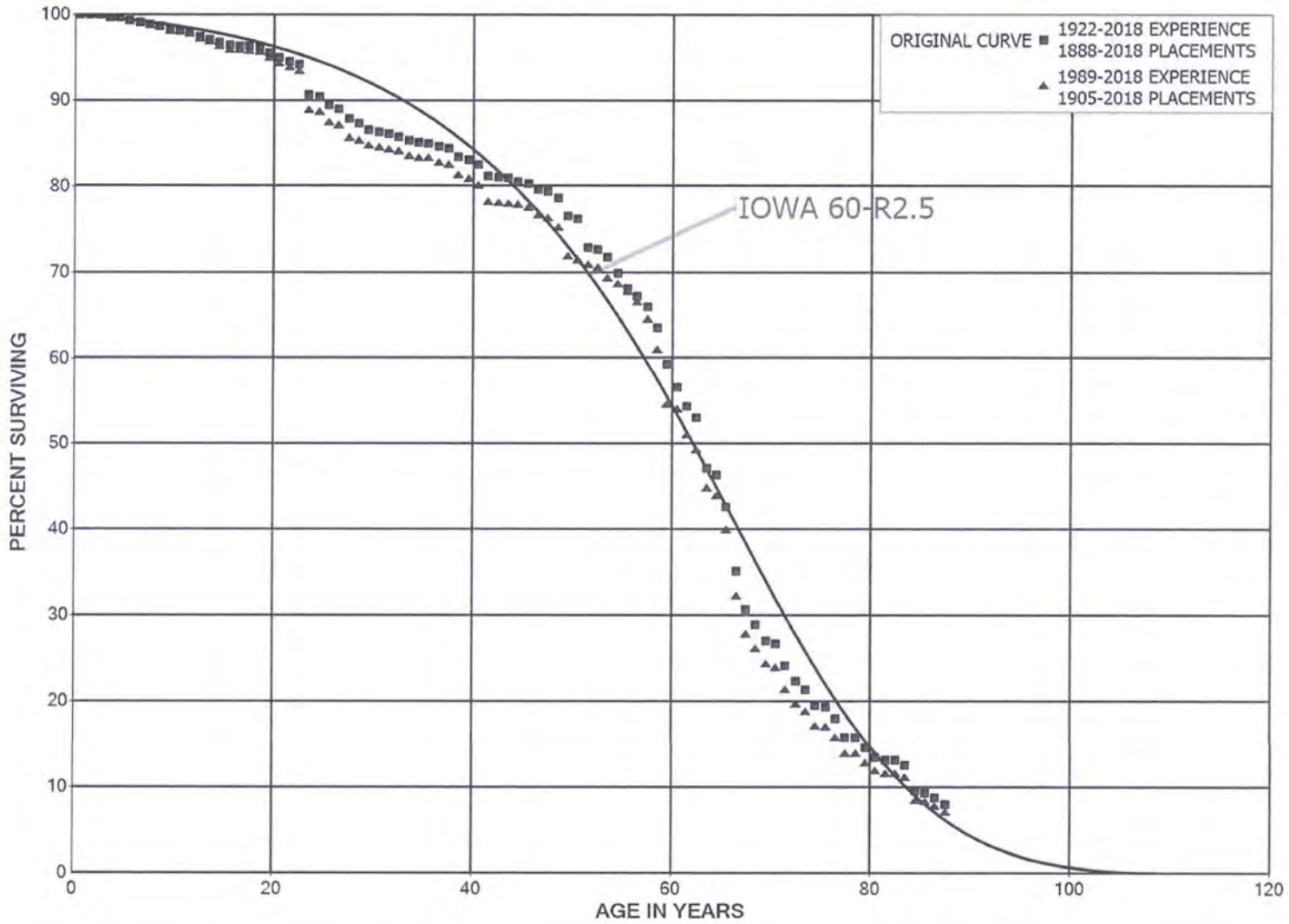
PLACEMENT BAND 1931-1970			EXPERIENCE BAND 1931-2018		
AGE AT BEGIN OF INTERVAL	EXPOSURES AT BEGINNING OF AGE INTERVAL	RETIREMENTS DURING AGE INTERVAL	RETMT RATIO	SURV RATIO	PCT SURV BEGIN OF INTERVAL
39.5	71,788		0.0000	1.0000	100.00
40.5	71,788		0.0000	1.0000	100.00
41.5	71,788		0.0000	1.0000	100.00
42.5	71,788		0.0000	1.0000	100.00
43.5	71,788		0.0000	1.0000	100.00
44.5	71,788		0.0000	1.0000	100.00
45.5	71,788		0.0000	1.0000	100.00
46.5	71,788		0.0000	1.0000	100.00
47.5	71,788		0.0000	1.0000	100.00
48.5	68,911		0.0000	1.0000	100.00
49.5	68,911		0.0000	1.0000	100.00
50.5	68,911		0.0000	1.0000	100.00
51.5	68,911		0.0000	1.0000	100.00
52.5	59,243		0.0000	1.0000	100.00
53.5	59,243		0.0000	1.0000	100.00
54.5	59,243		0.0000	1.0000	100.00
55.5	59,243		0.0000	1.0000	100.00
56.5	59,243		0.0000	1.0000	100.00
57.5	32,562		0.0000	1.0000	100.00
58.5	32,562		0.0000	1.0000	100.00
59.5	32,562		0.0000	1.0000	100.00
60.5	32,562		0.0000	1.0000	100.00
61.5	28,870		0.0000	1.0000	100.00
62.5	28,870		0.0000	1.0000	100.00
63.5	28,870		0.0000	1.0000	100.00
64.5	28,870		0.0000	1.0000	100.00
65.5	27,594		0.0000	1.0000	100.00
66.5	27,594		0.0000	1.0000	100.00
67.5	27,594		0.0000	1.0000	100.00
68.5	27,594		0.0000	1.0000	100.00
69.5	27,594		0.0000	1.0000	100.00
70.5	27,594		0.0000	1.0000	100.00
71.5	27,594		0.0000	1.0000	100.00
72.5	27,594		0.0000	1.0000	100.00
73.5	1,085		0.0000	1.0000	100.00
74.5	1,085		0.0000	1.0000	100.00
75.5	1,085		0.0000	1.0000	100.00
76.5	1,085		0.0000	1.0000	100.00
77.5	1,085		0.0000	1.0000	100.00
78.5	1,085		0.0000	1.0000	100.00

AMEREN MISSOURI
ACCOUNT 359 ROADS AND TRAILS
ORIGINAL LIFE TABLE, CONT.

PLACEMENT BAND 1931-1970			EXPERIENCE BAND 1931-2018		
AGE AT BEGIN OF INTERVAL	EXPOSURES AT BEGINNING OF AGE INTERVAL	RETIREMENTS DURING AGE INTERVAL	RETMT RATIO	SURV RATIO	PCT SURV BEGIN OF INTERVAL
79.5	1,085		0.0000	1.0000	100.00
80.5	1,085		0.0000	1.0000	100.00
81.5	1,085		0.0000	1.0000	100.00
82.5	1,085		0.0000	1.0000	100.00
83.5	1,085		0.0000	1.0000	100.00
84.5	974		0.0000	1.0000	100.00
85.5	965		0.0000	1.0000	100.00
86.5	24		0.0000	1.0000	100.00
87.5					100.00



AMEREN MISSOURI
ACCOUNT 361 STRUCTURES AND IMPROVEMENTS
ORIGINAL AND SMOOTH SURVIVOR CURVES



AMEREN MISSOURI

ACCOUNT 361 STRUCTURES AND IMPROVEMENTS

ORIGINAL LIFE TABLE

PLACEMENT BAND 1888-2018			EXPERIENCE BAND 1922-2018		
AGE AT BEGIN OF INTERVAL	EXPOSURES AT BEGINNING OF AGE INTERVAL	RETIREMENTS DURING AGE INTERVAL	RETMT RATIO	SURV RATIO	PCT SURV BEGIN OF INTERVAL
0.0	20,547,904	890	0.0000	1.0000	100.00
0.5	20,511,740	603	0.0000	1.0000	100.00
1.5	20,446,254	5,430	0.0003	0.9997	99.99
2.5	20,352,359	63,757	0.0031	0.9969	99.97
3.5	20,301,563	15,147	0.0007	0.9993	99.65
4.5	19,263,218	48,747	0.0025	0.9975	99.58
5.5	19,606,202	54,866	0.0028	0.9972	99.33
6.5	18,284,415	48,445	0.0026	0.9974	99.05
7.5	17,342,916	32,142	0.0019	0.9981	98.79
8.5	17,265,930	84,380	0.0049	0.9951	98.60
9.5	16,412,576	10,578	0.0006	0.9994	98.12
10.5	16,932,640	42,828	0.0025	0.9975	98.06
11.5	16,868,921	72,182	0.0043	0.9957	97.81
12.5	16,481,961	46,811	0.0028	0.9972	97.39
13.5	16,418,676	66,315	0.0040	0.9960	97.11
14.5	16,288,478	58,175	0.0036	0.9964	96.72
15.5	16,204,982	8,906	0.0005	0.9995	96.38
16.5	16,065,351	11,941	0.0007	0.9993	96.32
17.5	16,033,953	23,016	0.0014	0.9986	96.25
18.5	15,990,900	101,441	0.0063	0.9937	96.11
19.5	15,635,665	91,149	0.0058	0.9942	95.50
20.5	15,056,452	71,449	0.0047	0.9953	94.95
21.5	13,999,830	46,083	0.0033	0.9967	94.50
22.5	12,874,636	490,767	0.0381	0.9619	94.19
23.5	11,529,686	28,923	0.0025	0.9975	90.60
24.5	10,299,786	115,278	0.0112	0.9888	90.37
25.5	9,072,887	38,070	0.0042	0.9958	89.36
26.5	8,369,056	110,632	0.0132	0.9868	88.98
27.5	8,249,085	48,023	0.0058	0.9942	87.81
28.5	8,147,265	78,571	0.0096	0.9904	87.30
29.5	7,651,548	13,177	0.0017	0.9983	86.45
30.5	6,898,762	21,010	0.0030	0.9970	86.30
31.5	6,826,616	21,175	0.0031	0.9969	86.04
32.5	5,869,292	31,360	0.0053	0.9947	85.77
33.5	5,784,087	13,513	0.0023	0.9977	85.32
34.5	5,727,837	8,437	0.0015	0.9985	85.12
35.5	5,104,005	24,558	0.0048	0.9952	84.99
36.5	4,964,348	8,192	0.0017	0.9983	84.58
37.5	4,948,086	58,330	0.0118	0.9882	84.44
38.5	4,820,157	22,984	0.0048	0.9952	83.45

AMEREN MISSOURI

ACCOUNT 361 STRUCTURES AND IMPROVEMENTS

ORIGINAL LIFE TABLE, CONT.

PLACEMENT BAND 1888-2018			EXPERIENCE BAND 1922-2018		
AGE AT BEGIN OF INTERVAL	EXPOSURES AT BEGINNING OF AGE INTERVAL	RETIREMENTS DURING AGE INTERVAL	RETMT RATIO	SURV RATIO	PCT SURV BEGIN OF INTERVAL
39.5	4,800,080	29,225	0.0061	0.9939	83.05
40.5	4,792,920	80,172	0.0167	0.9833	82.54
41.5	4,646,944	4,402	0.0009	0.9991	81.16
42.5	4,376,389	5,064	0.0012	0.9988	81.09
43.5	4,106,004	22,379	0.0055	0.9945	80.99
44.5	3,914,002	13,390	0.0034	0.9966	80.55
45.5	3,887,575	32,473	0.0084	0.9916	80.28
46.5	3,823,785	11,130	0.0029	0.9971	79.61
47.5	3,508,794	32,901	0.0094	0.9906	79.37
48.5	3,359,838	92,566	0.0276	0.9724	78.63
49.5	3,023,883	13,071	0.0043	0.9957	76.46
50.5	2,993,613	127,736	0.0427	0.9573	76.13
51.5	2,760,262	10,773	0.0039	0.9961	72.88
52.5	2,725,202	32,305	0.0119	0.9881	72.60
53.5	2,552,245	66,293	0.0260	0.9740	71.74
54.5	2,382,821	61,895	0.0260	0.9740	69.88
55.5	2,258,524	28,325	0.0125	0.9875	68.06
56.5	2,105,735	39,106	0.0186	0.9814	67.21
57.5	2,016,063	74,031	0.0367	0.9633	65.96
58.5	1,910,602	129,420	0.0677	0.9323	63.54
59.5	1,662,629	76,579	0.0461	0.9539	59.23
60.5	1,518,902	59,905	0.0394	0.9606	56.50
61.5	1,459,527	36,856	0.0253	0.9747	54.28
62.5	1,394,451	154,733	0.1110	0.8890	52.91
63.5	1,272,779	20,969	0.0165	0.9835	47.03
64.5	1,209,103	98,379	0.0814	0.9186	46.26
65.5	1,104,862	192,353	0.1741	0.8259	42.50
66.5	882,217	112,262	0.1273	0.8727	35.10
67.5	729,075	42,126	0.0578	0.9422	30.63
68.5	685,637	44,092	0.0643	0.9357	28.86
69.5	592,210	9,474	0.0160	0.9840	27.01
70.5	576,075	54,605	0.0948	0.9052	26.57
71.5	593,112	44,001	0.0742	0.9258	24.05
72.5	585,492	24,681	0.0422	0.9578	22.27
73.5	557,217	48,415	0.0869	0.9131	21.33
74.5	508,777	5,673	0.0111	0.9889	19.48
75.5	505,385	35,001	0.0693	0.9307	19.26
76.5	470,565	59,232	0.1259	0.8741	17.93
77.5	405,619		0.0000	1.0000	15.67
78.5	397,974	30,900	0.0776	0.9224	15.67

AMEREN MISSOURI

ACCOUNT 361 STRUCTURES AND IMPROVEMENTS

ORIGINAL LIFE TABLE, CONT.

PLACEMENT BAND 1888-2018			EXPERIENCE BAND 1922-2018		
AGE AT BEGIN OF INTERVAL	EXPOSURES AT BEGINNING OF AGE INTERVAL	RETIREMENTS DURING AGE INTERVAL	RETMT RATIO	SURV RATIO	PCT SURV BEGIN OF INTERVAL
79.5	367,618	27,108	0.0737	0.9263	14.45
80.5	332,002	7,312	0.0220	0.9780	13.39
81.5	320,176	153	0.0005	0.9995	13.09
82.5	313,130	14,097	0.0450	0.9550	13.09
83.5	299,304	72,297	0.2416	0.7584	12.50
84.5	471,580	7,892	0.0167	0.9833	9.48
85.5	463,688	32,278	0.0696	0.9304	9.32
86.5	431,410	35,616	0.0826	0.9174	8.67
87.5	395,794	2,188	0.0055	0.9945	7.96
88.5	371,389		0.0000	1.0000	7.91
89.5	334,299		0.0000	1.0000	7.91
90.5	334,119	17,555	0.0525	0.9475	7.91
91.5	315,905	678	0.0021	0.9979	7.50
92.5	310,793	2,218	0.0071	0.9929	7.48
93.5	308,576	218	0.0007	0.9993	7.43
94.5	308,357		0.0000	1.0000	7.42
95.5	308,357	3,524	0.0114	0.9886	7.42
96.5	304,833	227,220	0.7454	0.2546	7.34
97.5	77,613		0.0000	1.0000	1.87
98.5	77,613		0.0000	1.0000	1.87
99.5	76,889		0.0000	1.0000	1.87
100.5	78,178	59,536	0.7615	0.2385	1.87
101.5	1,289		0.0000	1.0000	0.45
102.5	1,289		0.0000	1.0000	0.45
103.5	1,289		0.0000	1.0000	0.45
104.5	1,289		0.0000	1.0000	0.45
105.5	1,289		0.0000	1.0000	0.45
106.5	1,289		0.0000	1.0000	0.45
107.5	1,289		0.0000	1.0000	0.45
108.5	1,289		0.0000	1.0000	0.45
109.5	1,289		0.0000	1.0000	0.45
110.5	1,289		0.0000	1.0000	0.45
111.5	1,289		0.0000	1.0000	0.45
112.5	1,289		0.0000	1.0000	0.45
113.5					0.45

AMEREN MISSOURI

ACCOUNT 361 STRUCTURES AND IMPROVEMENTS

ORIGINAL LIFE TABLE

PLACEMENT BAND 1905-2018			EXPERIENCE BAND 1989-2018			
AGE AT BEGIN OF INTERVAL	EXPOSURES AT BEGINNING OF AGE INTERVAL	RETIREMENTS DURING AGE INTERVAL	RETMT RATIO	SURV RATIO	PCT SURV BEGIN OF INTERVAL	
0.0	12,440,300	890	0.0001	0.9999	100.00	
0.5	13,230,309	1	0.0000	1.0000	99.99	
1.5	13,221,667	3,591	0.0003	0.9997	99.99	
2.5	14,091,450	61,316	0.0044	0.9956	99.97	
3.5	14,126,972	25	0.0000	1.0000	99.53	
4.5	13,173,042	45,686	0.0035	0.9965	99.53	
5.5	14,308,328	32,727	0.0023	0.9977	99.19	
6.5	13,073,538	41,455	0.0032	0.9968	98.96	
7.5	12,167,772	16,180	0.0013	0.9987	98.64	
8.5	12,223,341	69,821	0.0057	0.9943	98.51	
9.5	11,398,912	6,702	0.0006	0.9994	97.95	
10.5	11,978,232	40,010	0.0033	0.9967	97.89	
11.5	11,981,101	64,416	0.0054	0.9946	97.57	
12.5	11,911,194	45,366	0.0038	0.9962	97.04	
13.5	12,174,007	64,519	0.0053	0.9947	96.67	
14.5	12,247,098	56,715	0.0046	0.9954	96.16	
15.5	12,169,009	5,111	0.0004	0.9996	95.71	
16.5	12,066,681	5,134	0.0004	0.9996	95.67	
17.5	12,417,928	17,487	0.0014	0.9986	95.63	
18.5	12,520,583	82,509	0.0066	0.9934	95.50	
19.5	12,242,690	89,923	0.0073	0.9927	94.87	
20.5	11,772,169	59,802	0.0051	0.9949	94.17	
21.5	10,854,730	43,031	0.0040	0.9960	93.69	
22.5	9,767,987	478,042	0.0489	0.9511	93.32	
23.5	8,670,870	21,115	0.0024	0.9976	88.76	
24.5	7,596,593	109,381	0.0144	0.9856	88.54	
25.5	6,423,604	25,167	0.0039	0.9961	87.26	
26.5	5,860,003	97,728	0.0167	0.9833	86.92	
27.5	5,782,435	23,817	0.0041	0.9959	85.47	
28.5	5,740,961	37,816	0.0066	0.9934	85.12	
29.5	5,419,417	11,688	0.0022	0.9978	84.56	
30.5	4,799,173	9,615	0.0020	0.9980	84.38	
31.5	4,771,540	15,608	0.0033	0.9967	84.21	
32.5	3,856,301	25,885	0.0067	0.9933	83.93	
33.5	3,796,745	9,912	0.0026	0.9974	83.37	
34.5	3,764,960	1,291	0.0003	0.9997	83.15	
35.5	3,156,052	19,895	0.0063	0.9937	83.12	
36.5	3,063,877	6,725	0.0022	0.9978	82.60	
37.5	3,134,511	46,294	0.0148	0.9852	82.42	
38.5	3,041,691	19,811	0.0065	0.9935	81.20	

AMEREN MISSOURI

ACCOUNT 361 STRUCTURES AND IMPROVEMENTS

ORIGINAL LIFE TABLE, CONT.

PLACEMENT BAND 1905-2018			EXPERIENCE BAND 1989-2018		
AGE AT BEGIN OF INTERVAL	EXPOSURES AT BEGINNING OF AGE INTERVAL	RETIREMENTS DURING AGE INTERVAL	RETMT RATIO	SURV RATIO	PCT SURV BEGIN OF INTERVAL
39.5	3,143,963	26,319	0.0084	0.9916	80.67
40.5	3,177,985	78,658	0.0248	0.9752	80.00
41.5	3,113,043	3,993	0.0013	0.9987	78.02
42.5	2,850,467	2,594	0.0009	0.9991	77.92
43.5	2,587,278	2,904	0.0011	0.9989	77.85
44.5	2,426,790	11,174	0.0046	0.9954	77.76
45.5	2,424,364	29,441	0.0121	0.9879	77.40
46.5	2,434,475	10,359	0.0043	0.9957	76.46
47.5	2,177,744	30,125	0.0138	0.9862	76.14
48.5	2,051,984	90,725	0.0442	0.9558	75.08
49.5	1,754,166	11,474	0.0065	0.9935	71.76
50.5	1,746,027	15,156	0.0087	0.9913	71.29
51.5	1,772,055	7,745	0.0044	0.9956	70.67
52.5	1,832,175	31,631	0.0173	0.9827	70.37
53.5	1,678,819	15,110	0.0090	0.9910	69.15
54.5	1,562,606	19,670	0.0126	0.9874	68.53
55.5	1,481,903	28,325	0.0191	0.9809	67.67
56.5	1,342,132	39,105	0.0291	0.9709	66.37
57.5	1,309,290	74,031	0.0565	0.9435	64.44
58.5	1,219,837	129,420	0.1061	0.8939	60.79
59.5	1,024,153	9,788	0.0096	0.9904	54.34
60.5	1,077,258	59,905	0.0556	0.9444	53.83
61.5	1,061,463	36,856	0.0347	0.9653	50.83
62.5	1,069,700	98,200	0.0918	0.9082	49.07
63.5	1,069,027	20,969	0.0196	0.9804	44.56
64.5	1,075,734	98,379	0.0915	0.9085	43.69
65.5	997,938	192,353	0.1928	0.8072	39.69
66.5	799,617	110,974	0.1388	0.8612	32.04
67.5	657,972	39,364	0.0598	0.9402	27.60
68.5	620,549	42,464	0.0684	0.9316	25.94
69.5	529,598	9,474	0.0179	0.9821	24.17
70.5	513,513	54,605	0.1063	0.8937	23.74
71.5	531,409	41,833	0.0787	0.9213	21.21
72.5	525,956	24,681	0.0469	0.9531	19.54
73.5	557,217	48,415	0.0869	0.9131	18.63
74.5	508,777	5,673	0.0111	0.9889	17.01
75.5	505,385	35,001	0.0693	0.9307	16.82
76.5	470,565	59,232	0.1259	0.8741	15.65
77.5	405,619		0.0000	1.0000	13.68
78.5	397,974	30,900	0.0776	0.9224	13.68

AMEREN MISSOURI

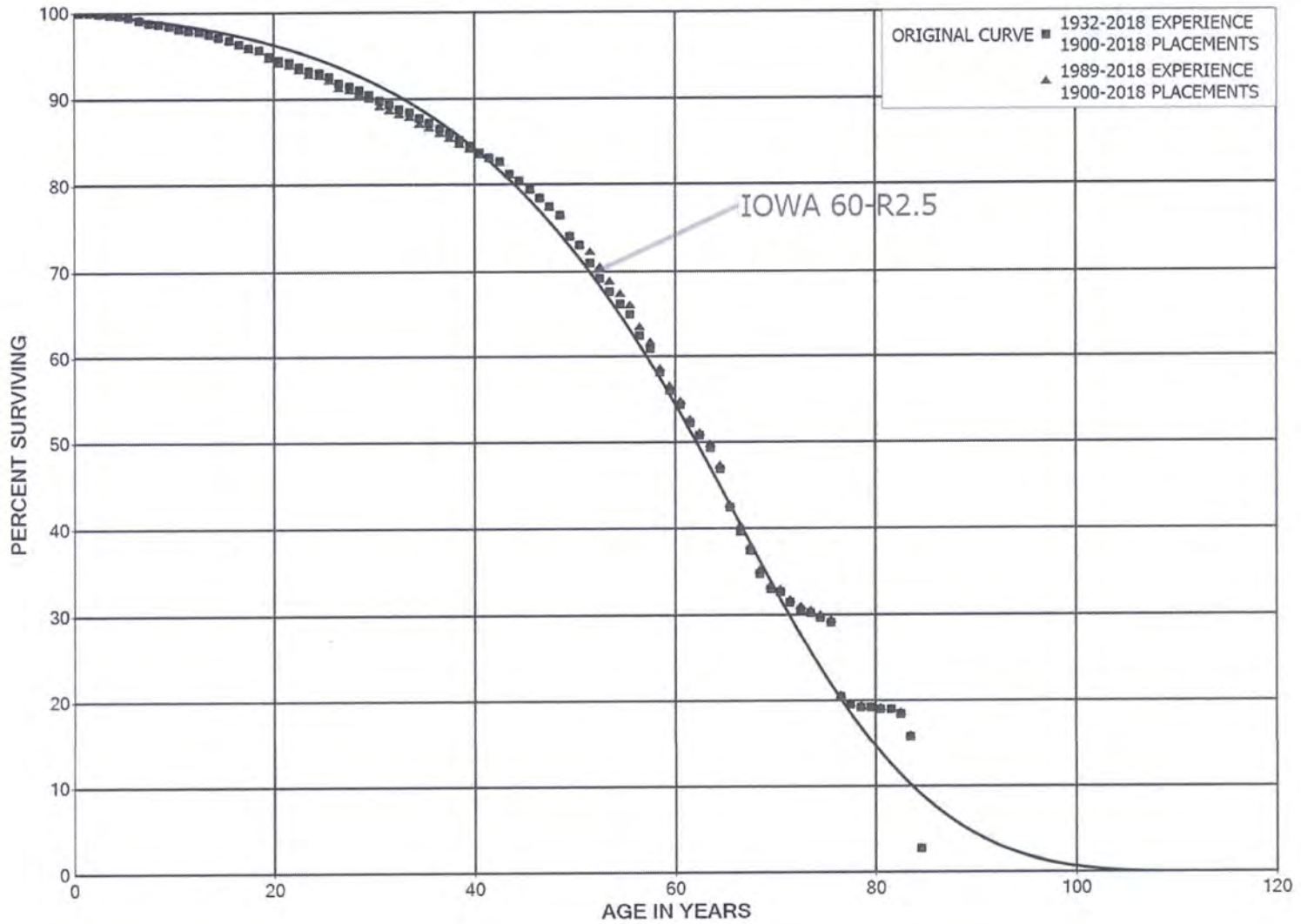
ACCOUNT 361 STRUCTURES AND IMPROVEMENTS

ORIGINAL LIFE TABLE, CONT.

PLACEMENT BAND 1905-2018			EXPERIENCE BAND 1989-2018		
AGE AT BEGIN OF INTERVAL	EXPOSURES AT BEGINNING OF AGE INTERVAL	RETIREMENTS DURING AGE INTERVAL	RETMT RATIO	SURV RATIO	PCT SURV BEGIN OF INTERVAL
79.5	367,618	27,108	0.0737	0.9263	12.62
80.5	332,002	7,312	0.0220	0.9780	11.69
81.5	320,176	153	0.0005	0.9995	11.43
82.5	313,130	14,097	0.0450	0.9550	11.43
83.5	299,304	72,297	0.2416	0.7584	10.91
84.5	471,580	7,892	0.0167	0.9833	8.28
85.5	463,688	32,278	0.0696	0.9304	8.14
86.5	431,410	35,616	0.0826	0.9174	7.57
87.5	395,794	2,188	0.0055	0.9945	6.95
88.5	371,389		0.0000	1.0000	6.91
89.5	334,299		0.0000	1.0000	6.91
90.5	334,119	17,555	0.0525	0.9475	6.91
91.5	315,905	678	0.0021	0.9979	6.55
92.5	310,793	2,218	0.0071	0.9929	6.53
93.5	308,576	218	0.0007	0.9993	6.48
94.5	308,357		0.0000	1.0000	6.48
95.5	308,357	3,524	0.0114	0.9886	6.48
96.5	304,833	227,220	0.7454	0.2546	6.41
97.5	77,613		0.0000	1.0000	1.63
98.5	77,613		0.0000	1.0000	1.63
99.5	76,889		0.0000	1.0000	1.63
100.5	78,178	59,536	0.7615	0.2385	1.63
101.5	1,289		0.0000	1.0000	0.39
102.5	1,289		0.0000	1.0000	0.39
103.5	1,289		0.0000	1.0000	0.39
104.5	1,289		0.0000	1.0000	0.39
105.5	1,289		0.0000	1.0000	0.39
106.5	1,289		0.0000	1.0000	0.39
107.5	1,289		0.0000	1.0000	0.39
108.5	1,289		0.0000	1.0000	0.39
109.5	1,289		0.0000	1.0000	0.39
110.5	1,289		0.0000	1.0000	0.39
111.5	1,289		0.0000	1.0000	0.39
112.5	1,289		0.0000	1.0000	0.39
113.5					0.39



AMEREN MISSOURI
ACCOUNT 362 STATION EQUIPMENT
ORIGINAL AND SMOOTH SURVIVOR CURVES



AMEREN MISSOURI

ACCOUNT 362 STATION EQUIPMENT

ORIGINAL LIFE TABLE

PLACEMENT BAND 1900-2018			EXPERIENCE BAND 1932-2018		
AGE AT BEGIN OF INTERVAL	EXPOSURES AT BEGINNING OF AGE INTERVAL	RETIREMENTS DURING AGE INTERVAL	RETMT RATIO	SURV RATIO	PCT SURV BEGIN OF INTERVAL
0.0	1,140,703,991	181,711	0.0002	0.9998	100.00
0.5	1,099,062,479	632,211	0.0006	0.9994	99.98
1.5	1,060,320,667	868,217	0.0008	0.9992	99.93
2.5	981,618,540	961,233	0.0010	0.9990	99.84
3.5	959,219,901	1,549,401	0.0016	0.9984	99.75
4.5	904,503,311	1,883,639	0.0021	0.9979	99.59
5.5	877,301,833	3,009,388	0.0034	0.9966	99.38
6.5	790,495,539	2,384,979	0.0030	0.9970	99.04
7.5	749,059,260	1,145,979	0.0015	0.9985	98.74
8.5	703,725,595	1,701,955	0.0024	0.9976	98.59
9.5	645,620,274	2,196,637	0.0034	0.9966	98.35
10.5	616,590,958	1,134,779	0.0018	0.9982	98.01
11.5	584,127,506	972,182	0.0017	0.9983	97.83
12.5	550,707,282	1,530,556	0.0028	0.9972	97.67
13.5	525,815,274	1,559,194	0.0030	0.9970	97.40
14.5	504,424,132	2,052,354	0.0041	0.9959	97.11
15.5	477,545,916	2,293,430	0.0048	0.9952	96.72
16.5	459,668,763	2,041,095	0.0044	0.9956	96.25
17.5	448,704,960	1,061,946	0.0024	0.9976	95.82
18.5	441,209,657	3,522,239	0.0080	0.9920	95.60
19.5	430,377,290	1,983,549	0.0046	0.9954	94.83
20.5	421,507,879	1,136,337	0.0027	0.9973	94.40
21.5	401,321,383	2,256,212	0.0056	0.9944	94.14
22.5	375,746,480	1,778,986	0.0047	0.9953	93.61
23.5	358,159,487	704,659	0.0020	0.9980	93.17
24.5	332,631,546	1,806,040	0.0054	0.9946	92.99
25.5	313,579,847	2,486,127	0.0079	0.9921	92.48
26.5	289,737,406	1,042,946	0.0036	0.9964	91.75
27.5	276,033,777	1,287,843	0.0047	0.9953	91.42
28.5	263,728,488	1,631,413	0.0062	0.9938	90.99
29.5	254,861,472	2,043,395	0.0080	0.9920	90.43
30.5	237,397,610	1,132,604	0.0048	0.9952	89.70
31.5	229,605,695	1,388,706	0.0060	0.9940	89.28
32.5	219,383,510	747,945	0.0034	0.9966	88.74
33.5	214,804,936	1,717,789	0.0080	0.9920	88.43
34.5	206,151,568	1,190,806	0.0058	0.9942	87.73
35.5	192,734,964	1,634,481	0.0085	0.9915	87.22
36.5	183,437,994	1,193,324	0.0065	0.9935	86.48
37.5	175,206,555	1,434,583	0.0082	0.9918	85.92
38.5	169,434,731	1,466,476	0.0087	0.9913	85.21

AMEREN MISSOURI

ACCOUNT 362 STATION EQUIPMENT

ORIGINAL LIFE TABLE, CONT.

PLACEMENT BAND 1900-2018			EXPERIENCE BAND 1932-2018		
AGE AT BEGIN OF INTERVAL	EXPOSURES AT BEGINNING OF AGE INTERVAL	RETIREMENTS DURING AGE INTERVAL	RETMT RATIO	SURV RATIO	PCT SURV BEGIN OF INTERVAL
39.5	160,460,536	1,440,083	0.0090	0.9910	84.48
40.5	154,318,444	958,386	0.0062	0.9938	83.72
41.5	149,046,506	875,603	0.0059	0.9941	83.20
42.5	141,423,325	2,425,827	0.0172	0.9828	82.71
43.5	130,229,820	1,248,522	0.0096	0.9904	81.29
44.5	121,490,126	1,447,416	0.0119	0.9881	80.51
45.5	115,712,869	1,454,859	0.0126	0.9874	79.55
46.5	109,578,300	1,448,544	0.0132	0.9868	78.55
47.5	101,878,355	1,309,331	0.0129	0.9871	77.51
48.5	93,191,538	2,965,208	0.0318	0.9682	76.52
49.5	82,174,506	1,154,358	0.0140	0.9860	74.08
50.5	73,868,760	2,139,381	0.0290	0.9710	73.04
51.5	64,780,094	1,579,666	0.0244	0.9756	70.93
52.5	58,912,095	1,327,622	0.0225	0.9775	69.20
53.5	52,288,633	1,110,504	0.0212	0.9788	67.64
54.5	46,264,808	898,423	0.0194	0.9806	66.20
55.5	41,996,568	1,526,279	0.0363	0.9637	64.92
56.5	38,223,225	993,758	0.0260	0.9740	62.56
57.5	34,904,014	1,612,121	0.0462	0.9538	60.93
58.5	30,602,677	1,124,587	0.0367	0.9633	58.12
59.5	26,308,876	817,473	0.0311	0.9689	55.98
60.5	23,775,513	891,662	0.0375	0.9625	54.24
61.5	19,499,658	550,928	0.0283	0.9717	52.21
62.5	16,754,795	479,539	0.0286	0.9714	50.73
63.5	15,206,997	741,231	0.0487	0.9513	49.28
64.5	12,650,818	1,219,762	0.0964	0.9036	46.88
65.5	10,958,750	703,915	0.0642	0.9358	42.36
66.5	9,337,444	531,876	0.0570	0.9430	39.64
67.5	6,846,090	490,830	0.0717	0.9283	37.38
68.5	5,862,401	296,200	0.0505	0.9495	34.70
69.5	4,741,487	54,403	0.0115	0.9885	32.95
70.5	4,421,692	165,875	0.0375	0.9625	32.57
71.5	4,160,234	105,574	0.0254	0.9746	31.35
72.5	4,046,562	53,412	0.0132	0.9868	30.55
73.5	3,919,545	74,555	0.0190	0.9810	30.15
74.5	3,843,591	61,450	0.0160	0.9840	29.57
75.5	3,726,069	1,108,301	0.2974	0.7026	29.10
76.5	2,613,603	126,700	0.0485	0.9515	20.45
77.5	2,406,259	34,499	0.0143	0.9857	19.45
78.5	2,340,416	4,007	0.0017	0.9983	19.18

AMEREN MISSOURI

ACCOUNT 362 STATION EQUIPMENT

ORIGINAL LIFE TABLE, CONT.

PLACEMENT BAND 1900-2018			EXPERIENCE BAND 1932-2018		
AGE AT BEGIN OF INTERVAL	EXPOSURES AT BEGINNING OF AGE INTERVAL	RETIREMENTS DURING AGE INTERVAL	RETMT RATIO	SURV RATIO	PCT SURV BEGIN OF INTERVAL
79.5	2,302,451	21,594	0.0094	0.9906	19.14
80.5	2,173,428	4,582	0.0021	0.9979	18.96
81.5	2,150,593	56,871	0.0264	0.9736	18.92
82.5	2,087,020	301,531	0.1445	0.8555	18.42
83.5	1,779,851	1,470,432	0.8262	0.1738	15.76
84.5	306,638	23,691	0.0773	0.9227	2.74
85.5	278,568	23,310	0.0837	0.9163	2.53
86.5	246,057	873	0.0035	0.9965	2.32
87.5	234,770	15,335	0.0653	0.9347	2.31
88.5	200,253	19,380	0.0968	0.9032	2.16
89.5	175,620	29,085	0.1656	0.8344	1.95
90.5	145,234	7,181	0.0494	0.9506	1.63
91.5	137,883	1,041	0.0076	0.9924	1.55
92.5	126,077	9,533	0.0756	0.9244	1.53
93.5	109,047	2,989	0.0274	0.9726	1.42
94.5	106,059	5,492	0.0518	0.9482	1.38
95.5	100,567	9,715	0.0966	0.9034	1.31
96.5	90,852	68,285	0.7516	0.2484	1.18
97.5	22,567		0.0000	1.0000	0.29
98.5	22,567		0.0000	1.0000	0.29
99.5	22,567	3,457	0.1532	0.8468	0.29
100.5	16,699		0.0000	1.0000	0.25
101.5	15,061	7,319	0.4860	0.5140	0.25
102.5	7,741		0.0000	1.0000	0.13
103.5	7,741		0.0000	1.0000	0.13
104.5	7,741		0.0000	1.0000	0.13
105.5	7,741		0.0000	1.0000	0.13
106.5					0.13

AMEREN MISSOURI

ACCOUNT 362 STATION EQUIPMENT

ORIGINAL LIFE TABLE

PLACEMENT BAND 1900-2018			EXPERIENCE BAND 1989-2018		
AGE AT BEGIN OF INTERVAL	EXPOSURES AT BEGINNING OF AGE INTERVAL	RETIREMENTS DURING AGE INTERVAL	RETMT RATIO	SURV RATIO	PCT SURV BEGIN OF INTERVAL
0.0	867,603,049	155,865	0.0002	0.9998	100.00
0.5	842,057,820	402,357	0.0005	0.9995	99.98
1.5	809,072,854	495,669	0.0006	0.9994	99.93
2.5	740,059,446	452,621	0.0006	0.9994	99.87
3.5	722,278,540	871,666	0.0012	0.9988	99.81
4.5	675,439,622	1,467,149	0.0022	0.9978	99.69
5.5	660,450,717	2,700,947	0.0041	0.9959	99.47
6.5	583,538,628	1,886,174	0.0032	0.9968	99.07
7.5	549,711,025	826,933	0.0015	0.9985	98.75
8.5	510,297,930	917,058	0.0018	0.9982	98.60
9.5	461,188,800	1,867,286	0.0040	0.9960	98.42
10.5	437,842,886	822,718	0.0019	0.9981	98.02
11.5	411,499,279	573,734	0.0014	0.9986	97.84
12.5	386,165,724	1,081,378	0.0028	0.9972	97.70
13.5	371,526,577	1,244,628	0.0034	0.9966	97.43
14.5	359,642,820	1,757,234	0.0049	0.9951	97.10
15.5	338,507,918	1,930,408	0.0057	0.9943	96.63
16.5	326,274,649	1,657,741	0.0051	0.9949	96.08
17.5	324,248,789	719,330	0.0022	0.9978	95.59
18.5	325,783,850	3,156,706	0.0097	0.9903	95.38
19.5	325,639,129	1,697,064	0.0052	0.9948	94.45
20.5	325,532,740	752,287	0.0023	0.9977	93.96
21.5	314,246,107	2,056,765	0.0065	0.9935	93.74
22.5	295,015,286	1,490,992	0.0051	0.9949	93.13
23.5	285,461,189	516,305	0.0018	0.9982	92.66
24.5	266,380,434	1,672,207	0.0063	0.9937	92.49
25.5	252,439,573	2,258,550	0.0089	0.9911	91.91
26.5	232,433,777	761,835	0.0033	0.9967	91.09
27.5	223,295,744	962,518	0.0043	0.9957	90.79
28.5	216,165,420	1,415,512	0.0065	0.9935	90.40
29.5	211,586,706	1,894,410	0.0090	0.9910	89.81
30.5	197,137,891	990,920	0.0050	0.9950	89.00
31.5	194,253,280	1,089,091	0.0056	0.9944	88.56
32.5	189,101,957	702,469	0.0037	0.9963	88.06
33.5	187,039,095	1,589,917	0.0085	0.9915	87.73
34.5	181,205,478	1,020,871	0.0056	0.9944	86.99
35.5	168,999,637	1,305,700	0.0077	0.9923	86.50
36.5	161,785,131	986,402	0.0061	0.9939	85.83
37.5	157,527,314	1,230,251	0.0078	0.9922	85.30
38.5	153,166,677	1,097,528	0.0072	0.9928	84.64

AMEREN MISSOURI

ACCOUNT 362 STATION EQUIPMENT

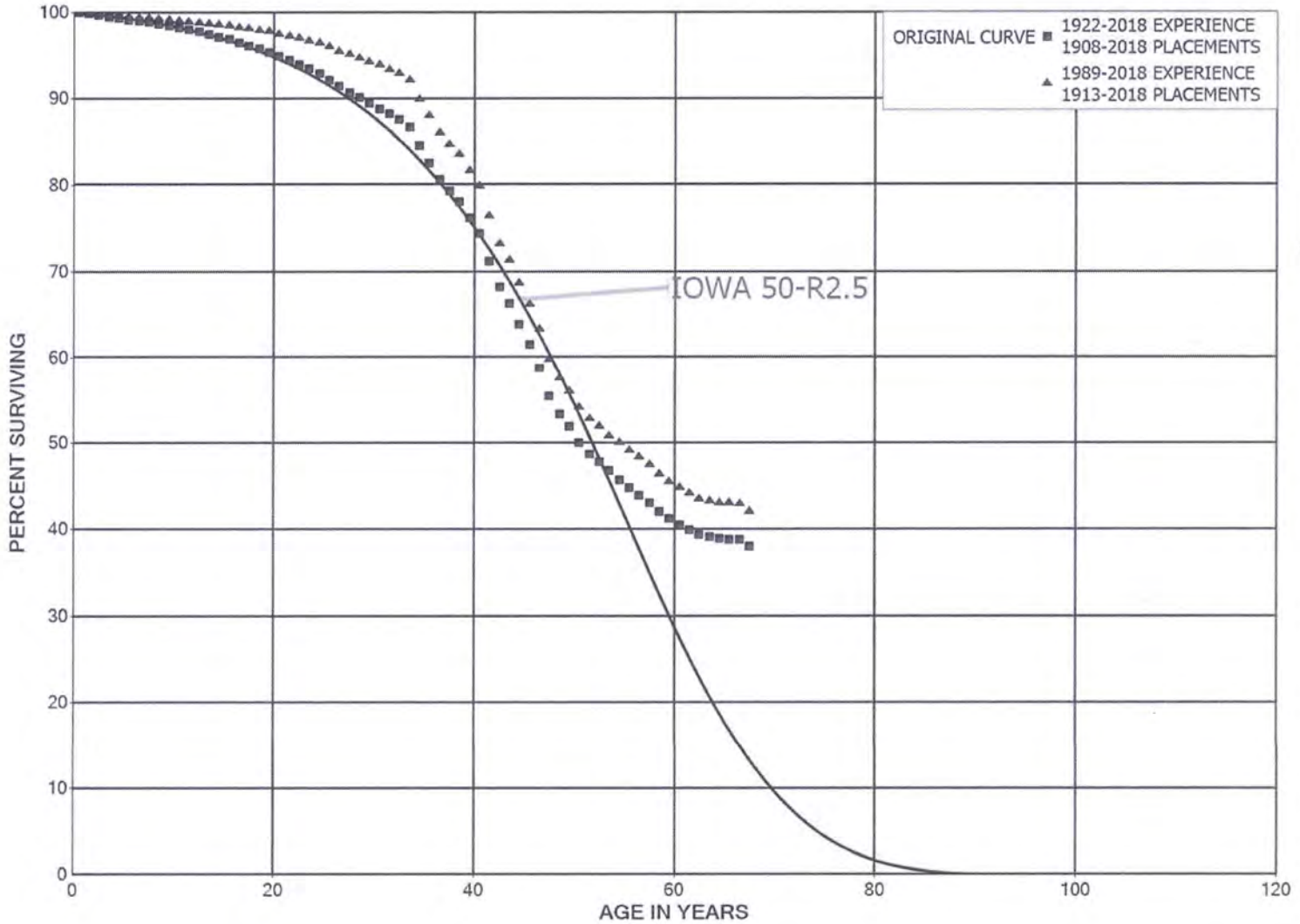
ORIGINAL LIFE TABLE, CONT.

PLACEMENT BAND 1900-2018		EXPERIENCE BAND 1989-2018			
AGE AT BEGIN OF INTERVAL	EXPOSURES AT BEGINNING OF AGE INTERVAL	RETIREMENTS DURING AGE INTERVAL	RETMT RATIO	SURV RATIO	PCT SURV BEGIN OF INTERVAL
39.5	147,641,812	1,024,132	0.0069	0.9931	84.03
40.5	143,071,739	861,945	0.0060	0.9940	83.45
41.5	138,232,636	775,121	0.0056	0.9944	82.95
42.5	130,842,949	2,163,908	0.0165	0.9835	82.48
43.5	120,238,001	1,186,324	0.0099	0.9901	81.12
44.5	111,577,580	1,230,180	0.0110	0.9890	80.32
45.5	106,138,096	1,260,832	0.0119	0.9881	79.43
46.5	100,713,792	1,386,570	0.0138	0.9862	78.49
47.5	93,419,228	1,154,202	0.0124	0.9876	77.41
48.5	85,100,493	2,692,955	0.0316	0.9684	76.45
49.5	74,581,003	989,045	0.0133	0.9867	74.03
50.5	67,750,201	769,065	0.0114	0.9886	73.05
51.5	60,683,366	1,524,901	0.0251	0.9749	72.22
52.5	55,213,522	1,287,003	0.0233	0.9767	70.41
53.5	48,695,264	1,045,634	0.0215	0.9785	68.76
54.5	42,755,447	857,747	0.0201	0.9799	67.29
55.5	38,552,197	1,510,476	0.0392	0.9608	65.94
56.5	34,811,244	974,600	0.0280	0.9720	63.35
57.5	31,934,524	1,575,137	0.0493	0.9507	61.58
58.5	29,356,553	1,088,953	0.0371	0.9629	58.54
59.5	25,217,363	771,781	0.0306	0.9694	56.37
60.5	22,940,108	890,099	0.0388	0.9612	54.65
61.5	18,707,821	541,718	0.0290	0.9710	52.53
62.5	16,068,965	434,157	0.0270	0.9730	51.01
63.5	14,640,258	730,818	0.0499	0.9501	49.63
64.5	12,318,754	1,189,966	0.0966	0.9034	47.15
65.5	10,727,974	623,400	0.0581	0.9419	42.60
66.5	9,204,332	531,876	0.0578	0.9422	40.12
67.5	6,719,675	490,830	0.0730	0.9270	37.80
68.5	5,739,572	296,200	0.0516	0.9484	35.04
69.5	4,624,149	50,539	0.0109	0.9891	33.23
70.5	4,319,426	165,875	0.0384	0.9616	32.87
71.5	4,131,349	105,574	0.0256	0.9744	31.61
72.5	4,017,678	53,412	0.0133	0.9867	30.80
73.5	3,893,290	74,555	0.0191	0.9809	30.39
74.5	3,817,337	61,450	0.0161	0.9839	29.81
75.5	3,699,815	1,108,301	0.2996	0.7004	29.33
76.5	2,602,409	126,700	0.0487	0.9513	20.54
77.5	2,403,321	34,499	0.0144	0.9856	19.54
78.5	2,337,478	4,007	0.0017	0.9983	19.26

AMEREN MISSOURI
ACCOUNT 362 STATION EQUIPMENT
ORIGINAL LIFE TABLE, CONT.

PLACEMENT BAND 1900-2018			EXPERIENCE BAND 1989-2018		
AGE AT BEGIN OF INTERVAL	EXPOSURES AT BEGINNING OF AGE INTERVAL	RETIREMENTS DURING AGE INTERVAL	RETMT RATIO	SURV RATIO	PCT SURV BEGIN OF INTERVAL
79.5	2,300,067	21,594	0.0094	0.9906	19.23
80.5	2,171,044	4,582	0.0021	0.9979	19.05
81.5	2,148,209	56,871	0.0265	0.9735	19.01
82.5	2,085,737	301,531	0.1446	0.8554	18.50
83.5	1,778,934	1,470,432	0.8266	0.1734	15.83
84.5	305,721	23,691	0.0775	0.9225	2.75
85.5	277,651	23,310	0.0840	0.9160	2.53
86.5	245,140	873	0.0036	0.9964	2.32
87.5	233,853	15,335	0.0656	0.9344	2.31
88.5	200,253	19,380	0.0968	0.9032	2.16
89.5	175,620	29,085	0.1656	0.8344	1.95
90.5	145,234	7,181	0.0494	0.9506	1.63
91.5	137,883	1,041	0.0076	0.9924	1.55
92.5	126,077	9,533	0.0756	0.9244	1.54
93.5	109,047	2,989	0.0274	0.9726	1.42
94.5	106,059	5,492	0.0518	0.9482	1.38
95.5	100,567	9,715	0.0966	0.9034	1.31
96.5	90,852	68,285	0.7516	0.2484	1.18
97.5	22,567		0.0000	1.0000	0.29
98.5	22,567		0.0000	1.0000	0.29
99.5	22,567	3,457	0.1532	0.8468	0.29
100.5	16,699		0.0000	1.0000	0.25
101.5	15,061	7,319	0.4860	0.5140	0.25
102.5	7,741		0.0000	1.0000	0.13
103.5	7,741		0.0000	1.0000	0.13
104.5	7,741		0.0000	1.0000	0.13
105.5	7,741		0.0000	1.0000	0.13
106.5					0.13

AMEREN MISSOURI
ACCOUNT 364 POLES AND FIXTURES
ORIGINAL AND SMOOTH SURVIVOR CURVES



AMEREN MISSOURI

ACCOUNT 364 POLES AND FIXTURES

ORIGINAL LIFE TABLE

PLACEMENT BAND 1908-2018		EXPERIENCE BAND 1922-2018			
AGE AT BEGIN OF INTERVAL	EXPOSURES AT BEGINNING OF AGE INTERVAL	RETIREMENTS DURING AGE INTERVAL	RETMT RATIO	SURV RATIO	PCT SURV BEGIN OF INTERVAL
0.0	1,265,877,247	460,503	0.0004	0.9996	100.00
0.5	1,250,264,793	1,856,194	0.0015	0.9985	99.96
1.5	1,204,772,497	3,025,225	0.0025	0.9975	99.82
2.5	1,150,914,710	2,392,149	0.0021	0.9979	99.56
3.5	1,108,153,571	1,310,134	0.0012	0.9988	99.36
4.5	1,070,922,647	1,584,051	0.0015	0.9985	99.24
5.5	1,023,145,681	1,361,463	0.0013	0.9987	99.09
6.5	988,169,983	1,543,462	0.0016	0.9984	98.96
7.5	949,413,547	1,699,960	0.0018	0.9982	98.81
8.5	913,362,362	1,794,913	0.0020	0.9980	98.63
9.5	835,108,943	2,085,778	0.0025	0.9975	98.44
10.5	774,997,940	1,912,063	0.0025	0.9975	98.19
11.5	746,383,458	1,984,252	0.0027	0.9973	97.95
12.5	696,290,993	1,866,270	0.0027	0.9973	97.69
13.5	666,090,377	2,225,071	0.0033	0.9967	97.43
14.5	639,796,057	2,012,576	0.0031	0.9969	97.10
15.5	616,200,465	2,206,572	0.0036	0.9964	96.79
16.5	591,103,512	2,126,311	0.0036	0.9964	96.45
17.5	566,263,788	2,292,186	0.0040	0.9960	96.10
18.5	537,483,446	2,210,599	0.0041	0.9959	95.71
19.5	515,712,986	2,517,158	0.0049	0.9951	95.32
20.5	492,031,944	2,588,486	0.0053	0.9947	94.85
21.5	465,064,610	2,577,331	0.0055	0.9945	94.35
22.5	442,391,273	2,161,391	0.0049	0.9951	93.83
23.5	419,835,606	2,523,288	0.0060	0.9940	93.37
24.5	397,071,917	3,191,609	0.0080	0.9920	92.81
25.5	379,149,870	2,942,903	0.0078	0.9922	92.07
26.5	351,166,547	2,672,781	0.0076	0.9924	91.35
27.5	330,967,524	2,198,183	0.0066	0.9934	90.66
28.5	309,496,842	2,294,204	0.0074	0.9926	90.05
29.5	287,464,844	1,966,323	0.0068	0.9932	89.39
30.5	266,866,776	1,892,995	0.0071	0.9929	88.77
31.5	248,838,226	1,814,400	0.0073	0.9927	88.15
32.5	230,967,369	2,417,058	0.0105	0.9895	87.50
33.5	214,192,671	5,255,410	0.0245	0.9755	86.59
34.5	193,053,733	4,384,968	0.0227	0.9773	84.46
35.5	175,002,331	4,144,947	0.0237	0.9763	82.54
36.5	159,710,415	2,632,741	0.0165	0.9835	80.59
37.5	146,800,495	2,299,108	0.0157	0.9843	79.26
38.5	132,244,095	3,105,912	0.0235	0.9765	78.02

AMEREN MISSOURI

ACCOUNT 364 POLES AND FIXTURES

ORIGINAL LIFE TABLE, CONT.

PLACEMENT BAND 1908-2018

EXPERIENCE BAND 1922-2018

AGE AT BEGIN OF INTERVAL	EXPOSURES AT BEGINNING OF AGE INTERVAL	RETIREMENTS DURING AGE INTERVAL	RETMT RATIO	SURV RATIO	PCT SURV BEGIN OF INTERVAL
39.5	118,870,419	2,738,568	0.0230	0.9770	76.19
40.5	108,710,710	4,711,445	0.0433	0.9567	74.43
41.5	96,863,629	4,152,510	0.0429	0.9571	71.21
42.5	86,417,439	2,345,249	0.0271	0.9729	68.15
43.5	79,028,986	2,958,440	0.0374	0.9626	66.30
44.5	71,054,897	2,638,604	0.0371	0.9629	63.82
45.5	63,816,605	2,809,713	0.0440	0.9560	61.45
46.5	55,261,293	3,144,469	0.0569	0.9431	58.75
47.5	47,794,865	1,797,215	0.0376	0.9624	55.40
48.5	41,456,605	1,193,596	0.0288	0.9712	53.32
49.5	34,678,006	1,254,784	0.0362	0.9638	51.78
50.5	30,591,385	807,206	0.0264	0.9736	49.91
51.5	26,955,344	511,975	0.0190	0.9810	48.59
52.5	24,428,600	505,402	0.0207	0.9793	47.67
53.5	20,723,580	475,344	0.0229	0.9771	46.68
54.5	16,781,505	313,604	0.0187	0.9813	45.61
55.5	13,591,966	285,263	0.0210	0.9790	44.76
56.5	10,764,503	216,930	0.0202	0.9798	43.82
57.5	8,505,292	203,957	0.0240	0.9760	42.94
58.5	6,375,217	112,995	0.0177	0.9823	41.91
59.5	4,581,805	79,814	0.0174	0.9826	41.17
60.5	3,187,113	49,732	0.0156	0.9844	40.45
61.5	2,409,920	35,095	0.0146	0.9854	39.82
62.5	1,819,896	8,309	0.0046	0.9954	39.24
63.5	1,531,590	9,537	0.0062	0.9938	39.06
64.5	1,484,444	1,422	0.0010	0.9990	38.82
65.5	1,443,826	1,248	0.0009	0.9991	38.78
66.5	1,387,024	27,423	0.0198	0.9802	38.75
67.5	710,870	3,245	0.0046	0.9954	37.98
68.5	477,558	1,245	0.0026	0.9974	37.81
69.5	444,239	2,581	0.0058	0.9942	37.71
70.5	386,610	29,811	0.0771	0.9229	37.49
71.5	302,691	2,311	0.0076	0.9924	34.60
72.5	273,904	450	0.0016	0.9984	34.33
73.5	260,886	238	0.0009	0.9991	34.28
74.5	225,663	51	0.0002	0.9998	34.25
75.5	215,740	26,293	0.1219	0.8781	34.24
76.5	201,963	4,784	0.0237	0.9763	30.07
77.5	192,037	92	0.0005	0.9995	29.35
78.5	184,659		0.0000	1.0000	29.34

AMEREN MISSOURI

ACCOUNT 364 POLES AND FIXTURES

ORIGINAL LIFE TABLE, CONT.

PLACEMENT BAND 1908-2018			EXPERIENCE BAND 1922-2018		
AGE AT BEGIN OF INTERVAL	EXPOSURES AT BEGINNING OF AGE INTERVAL	RETIREMENTS DURING AGE INTERVAL	RETMT RATIO	SURV RATIO	PCT SURV BEGIN OF INTERVAL
79.5	175,638	39	0.0002	0.9998	29.34
80.5	161,145	22	0.0001	0.9999	29.33
81.5	88,474	418	0.0047	0.9953	29.33
82.5	84,010		0.0000	1.0000	29.19
83.5	83,470		0.0000	1.0000	29.19
84.5	80,144	16	0.0002	0.9998	29.19
85.5	77,869		0.0000	1.0000	29.18
86.5	77,814		0.0000	1.0000	29.18
87.5	75,362		0.0000	1.0000	29.18
88.5	69,975		0.0000	1.0000	29.18
89.5	69,975		0.0000	1.0000	29.18
90.5	69,600		0.0000	1.0000	29.18
91.5	69,600		0.0000	1.0000	29.18
92.5	69,600		0.0000	1.0000	29.18
93.5	57,248		0.0000	1.0000	29.18
94.5	57,210	279	0.0049	0.9951	29.18
95.5	56,931		0.0000	1.0000	29.04
96.5	56,931		0.0000	1.0000	29.04
97.5	56,931		0.0000	1.0000	29.04
98.5	56,931		0.0000	1.0000	29.04
99.5	56,931		0.0000	1.0000	29.04
100.5	56,931		0.0000	1.0000	29.04
101.5	56,931		0.0000	1.0000	29.04
102.5	56,931		0.0000	1.0000	29.04
103.5	56,651		0.0000	1.0000	29.04
104.5	56,651		0.0000	1.0000	29.04
105.5					29.04

AMEREN MISSOURI

ACCOUNT 364 POLES AND FIXTURES

ORIGINAL LIFE TABLE

PLACEMENT BAND 1913-2018			EXPERIENCE BAND 1989-2018		
AGE AT BEGIN OF INTERVAL	EXPOSURES AT BEGINNING OF AGE INTERVAL	RETIREMENTS DURING AGE INTERVAL	RETMT RATIO	SURV RATIO	PCT SURV BEGIN OF INTERVAL
0.0	928,131,715	390,013	0.0004	0.9996	100.00
0.5	932,553,897	890,107	0.0010	0.9990	99.96
1.5	905,648,100	1,472,244	0.0016	0.9984	99.86
2.5	873,713,982	1,530,209	0.0018	0.9982	99.70
3.5	847,668,399	517,618	0.0006	0.9994	99.53
4.5	827,907,107	711,671	0.0009	0.9991	99.46
5.5	796,025,567	484,405	0.0006	0.9994	99.38
6.5	773,686,463	687,326	0.0009	0.9991	99.32
7.5	747,379,641	805,297	0.0011	0.9989	99.23
8.5	725,722,406	748,646	0.0010	0.9990	99.12
9.5	659,818,172	534,498	0.0008	0.9992	99.02
10.5	610,294,170	521,973	0.0009	0.9991	98.94
11.5	592,334,985	569,173	0.0010	0.9990	98.86
12.5	552,558,260	616,635	0.0011	0.9989	98.76
13.5	531,157,365	820,263	0.0015	0.9985	98.65
14.5	514,000,311	641,194	0.0012	0.9988	98.50
15.5	498,964,529	838,717	0.0017	0.9983	98.38
16.5	482,951,945	760,070	0.0016	0.9984	98.21
17.5	465,948,017	802,011	0.0017	0.9983	98.06
18.5	444,575,601	888,537	0.0020	0.9980	97.89
19.5	431,286,251	1,095,190	0.0025	0.9975	97.69
20.5	414,195,078	1,093,581	0.0026	0.9974	97.44
21.5	393,984,602	1,135,227	0.0029	0.9971	97.19
22.5	378,305,074	957,079	0.0025	0.9975	96.91
23.5	362,239,010	1,073,582	0.0030	0.9970	96.66
24.5	345,703,579	1,611,556	0.0047	0.9953	96.37
25.5	333,650,690	1,661,204	0.0050	0.9950	95.93
26.5	311,104,239	1,344,808	0.0043	0.9957	95.45
27.5	296,194,125	1,188,900	0.0040	0.9960	95.04
28.5	279,603,814	1,290,416	0.0046	0.9954	94.65
29.5	261,710,434	1,197,904	0.0046	0.9954	94.22
30.5	244,775,732	1,199,280	0.0049	0.9951	93.79
31.5	230,374,828	1,196,795	0.0052	0.9948	93.33
32.5	216,003,734	1,922,893	0.0089	0.9911	92.84
33.5	201,586,174	4,678,660	0.0232	0.9768	92.01
34.5	182,584,291	3,904,979	0.0214	0.9786	89.88
35.5	166,221,981	3,780,113	0.0227	0.9773	87.96
36.5	152,377,064	2,329,653	0.0153	0.9847	85.96
37.5	141,565,267	1,954,652	0.0138	0.9862	84.64
38.5	128,105,393	2,779,586	0.0217	0.9783	83.47

AMEREN MISSOURI

ACCOUNT 364 POLES AND FIXTURES

ORIGINAL LIFE TABLE, CONT.

PLACEMENT BAND 1913-2018			EXPERIENCE BAND 1989-2018		
AGE AT BEGIN OF INTERVAL	EXPOSURES AT BEGINNING OF AGE INTERVAL	RETIREMENTS DURING AGE INTERVAL	RETMT RATIO	SURV RATIO	PCT SURV BEGIN OF INTERVAL
39.5	115,487,814	2,518,654	0.0218	0.9782	81.66
40.5	105,744,296	4,564,008	0.0432	0.9568	79.88
41.5	94,289,329	4,001,419	0.0424	0.9576	76.43
42.5	84,071,883	2,220,672	0.0264	0.9736	73.19
43.5	76,856,883	2,849,987	0.0371	0.9629	71.26
44.5	69,035,389	2,498,790	0.0362	0.9638	68.61
45.5	61,980,688	2,682,337	0.0433	0.9567	66.13
46.5	53,627,039	3,029,039	0.0565	0.9435	63.27
47.5	46,350,727	1,661,077	0.0358	0.9642	59.70
48.5	40,204,526	1,095,270	0.0272	0.9728	57.56
49.5	33,574,621	1,134,100	0.0338	0.9662	55.99
50.5	29,670,362	730,894	0.0246	0.9754	54.10
51.5	26,224,668	485,473	0.0185	0.9815	52.76
52.5	23,799,065	464,659	0.0195	0.9805	51.79
53.5	20,184,047	342,348	0.0170	0.9830	50.78
54.5	16,439,976	262,865	0.0160	0.9840	49.92
55.5	13,328,438	228,625	0.0172	0.9828	49.12
56.5	10,589,282	198,137	0.0187	0.9813	48.27
57.5	8,370,135	198,781	0.0237	0.9763	47.37
58.5	6,266,053	108,785	0.0174	0.9826	46.25
59.5	4,483,715	73,331	0.0164	0.9836	45.44
60.5	3,095,880	45,686	0.0148	0.9852	44.70
61.5	2,326,911	32,600	0.0140	0.9860	44.04
62.5	1,739,381	8,061	0.0046	0.9954	43.42
63.5	1,473,995	9,537	0.0065	0.9935	43.22
64.5	1,426,887	1,422	0.0010	0.9990	42.94
65.5	1,386,269	1,248	0.0009	0.9991	42.90
66.5	1,329,467	27,366	0.0206	0.9794	42.86
67.5	653,370	3,188	0.0049	0.9951	41.98
68.5	420,115	1,187	0.0028	0.9972	41.77
69.5	386,855	2,509	0.0065	0.9935	41.66
70.5	329,297	29,718	0.0902	0.9098	41.39
71.5	245,471	2,301	0.0094	0.9906	37.65
72.5	216,695	450	0.0021	0.9979	37.30
73.5	204,234	238	0.0012	0.9988	37.22
74.5	169,011	51	0.0003	0.9997	37.18
75.5	215,740	26,293	0.1219	0.8781	37.17
76.5	201,963	4,784	0.0237	0.9763	32.64
77.5	192,037	92	0.0005	0.9995	31.86
78.5	184,659		0.0000	1.0000	31.85

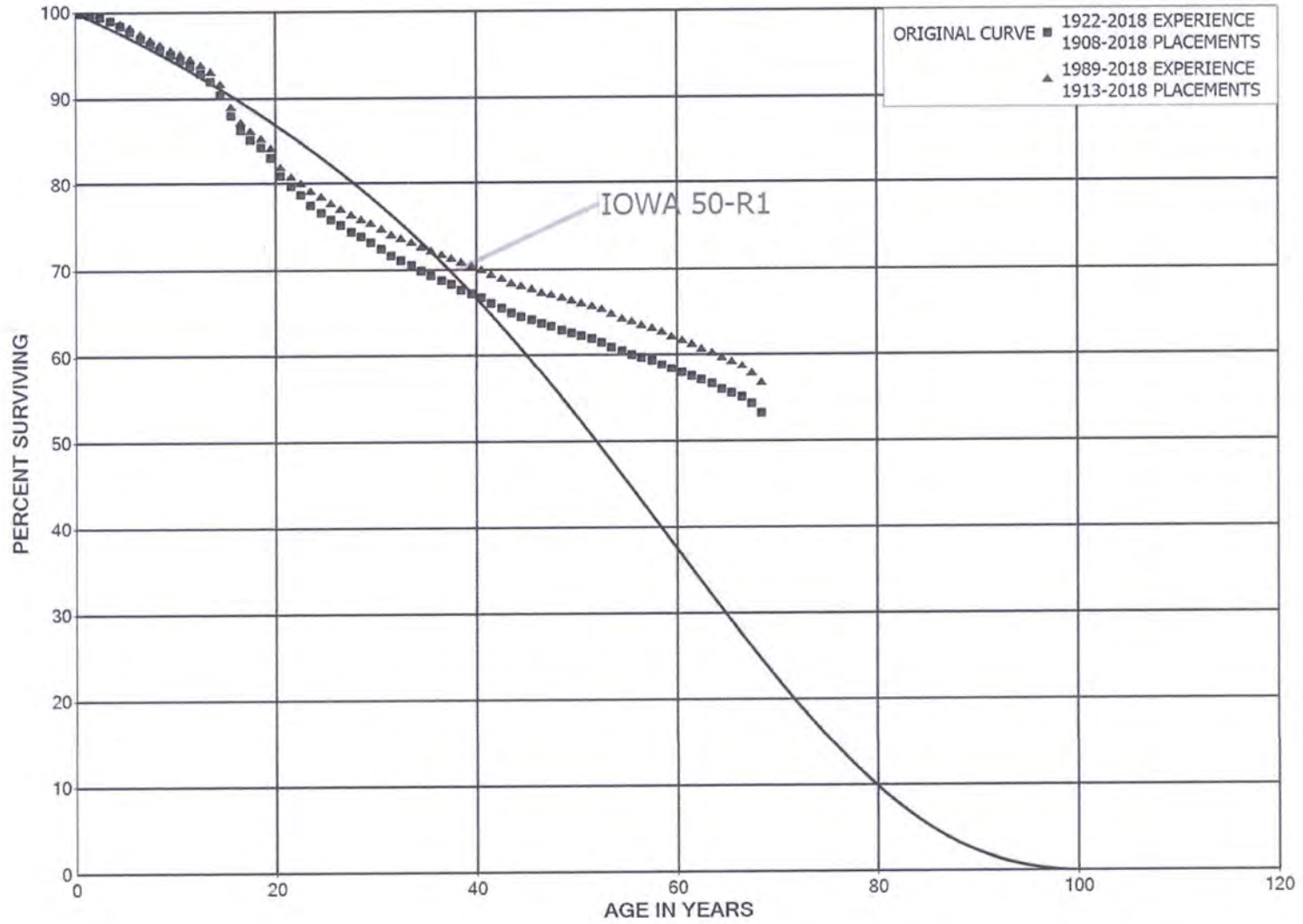
AMEREN MISSOURI

ACCOUNT 364 POLES AND FIXTURES

ORIGINAL LIFE TABLE, CONT.

PLACEMENT BAND 1913-2018			EXPERIENCE BAND 1989-2018			
AGE AT BEGIN OF INTERVAL	EXPOSURES AT BEGINNING OF AGE INTERVAL	RETIREMENTS DURING AGE INTERVAL	RETMT RATIO	SURV RATIO	PCT SURV BEGIN OF INTERVAL	
79.5	175,638	39	0.0002	0.9998	31.85	
80.5	161,145	22	0.0001	0.9999	31.84	
81.5	88,474	418	0.0047	0.9953	31.84	
82.5	84,010		0.0000	1.0000	31.69	
83.5	83,470		0.0000	1.0000	31.69	
84.5	80,144	16	0.0002	0.9998	31.69	
85.5	77,869		0.0000	1.0000	31.68	
86.5	77,814		0.0000	1.0000	31.68	
87.5	75,362		0.0000	1.0000	31.68	
88.5	69,975		0.0000	1.0000	31.68	
89.5	69,975		0.0000	1.0000	31.68	
90.5	69,600		0.0000	1.0000	31.68	
91.5	69,600		0.0000	1.0000	31.68	
92.5	69,600		0.0000	1.0000	31.68	
93.5	57,248		0.0000	1.0000	31.68	
94.5	57,210	279	0.0049	0.9951	31.68	
95.5	56,931		0.0000	1.0000	31.53	
96.5	56,931		0.0000	1.0000	31.53	
97.5	56,931		0.0000	1.0000	31.53	
98.5	56,931		0.0000	1.0000	31.53	
99.5	56,931		0.0000	1.0000	31.53	
100.5	56,931		0.0000	1.0000	31.53	
101.5	56,931		0.0000	1.0000	31.53	
102.5	56,931		0.0000	1.0000	31.53	
103.5	56,651		0.0000	1.0000	31.53	
104.5	56,651		0.0000	1.0000	31.53	
105.5					31.53	

AMEREN MISSOURI
ACCOUNT 365 OVERHEAD CONDUCTORS AND DEVICES
ORIGINAL AND SMOOTH SURVIVOR CURVES



AMEREN MISSOURI

ACCOUNT 365 OVERHEAD CONDUCTORS AND DEVICES

ORIGINAL LIFE TABLE

PLACEMENT BAND 1908-2018			EXPERIENCE BAND 1922-2018		
AGE AT BEGIN OF INTERVAL	EXPOSURES AT BEGINNING OF AGE INTERVAL	RETIREMENTS DURING AGE INTERVAL	RETMT RATIO	SURV RATIO	PCT SURV BEGIN OF INTERVAL
0.0	1,548,016,108	1,948,036	0.0013	0.9987	100.00
0.5	1,498,422,486	3,322,824	0.0022	0.9978	99.87
1.5	1,444,553,870	4,494,274	0.0031	0.9969	99.65
2.5	1,390,041,847	5,704,442	0.0041	0.9959	99.34
3.5	1,339,651,520	6,988,807	0.0052	0.9948	98.93
4.5	1,289,000,292	8,520,174	0.0066	0.9934	98.42
5.5	1,229,052,270	10,215,368	0.0083	0.9917	97.77
6.5	1,176,970,201	8,342,729	0.0071	0.9929	96.96
7.5	1,115,151,799	7,550,418	0.0068	0.9932	96.27
8.5	1,054,693,294	6,471,889	0.0061	0.9939	95.62
9.5	974,325,705	6,150,546	0.0063	0.9937	95.03
10.5	881,072,492	6,565,192	0.0075	0.9925	94.43
11.5	843,889,835	7,618,692	0.0090	0.9910	93.73
12.5	779,900,983	8,262,285	0.0106	0.9894	92.88
13.5	740,605,258	11,981,170	0.0162	0.9838	91.90
14.5	700,212,953	19,043,009	0.0272	0.9728	90.41
15.5	652,186,871	12,118,443	0.0186	0.9814	87.95
16.5	615,785,010	7,986,490	0.0130	0.9870	86.32
17.5	582,609,811	6,329,228	0.0109	0.9891	85.20
18.5	550,415,737	8,212,265	0.0149	0.9851	84.27
19.5	524,851,705	13,071,043	0.0249	0.9751	83.01
20.5	492,989,498	7,305,918	0.0148	0.9852	80.95
21.5	459,294,668	6,120,611	0.0133	0.9867	79.75
22.5	431,927,932	6,677,677	0.0155	0.9845	78.68
23.5	402,150,028	4,353,978	0.0108	0.9892	77.47
24.5	379,438,340	3,982,564	0.0105	0.9895	76.63
25.5	359,671,193	3,331,501	0.0093	0.9907	75.82
26.5	335,080,422	3,140,599	0.0094	0.9906	75.12
27.5	315,508,843	2,542,484	0.0081	0.9919	74.42
28.5	296,559,439	2,408,985	0.0081	0.9919	73.82
29.5	275,366,498	3,010,122	0.0109	0.9891	73.22
30.5	254,442,142	2,805,310	0.0110	0.9890	72.42
31.5	236,804,933	2,015,134	0.0085	0.9915	71.62
32.5	219,608,421	1,678,251	0.0076	0.9924	71.01
33.5	206,501,941	1,744,987	0.0085	0.9915	70.47
34.5	194,013,020	1,670,168	0.0086	0.9914	69.87
35.5	181,678,742	1,378,448	0.0076	0.9924	69.27
36.5	170,481,845	1,236,904	0.0073	0.9927	68.75
37.5	160,127,288	1,372,120	0.0086	0.9914	68.25
38.5	148,414,630	980,187	0.0066	0.9934	67.66

AMEREN MISSOURI

ACCOUNT 365 OVERHEAD CONDUCTORS AND DEVICES

ORIGINAL LIFE TABLE, CONT.

PLACEMENT BAND 1908-2018			EXPERIENCE BAND 1922-2018		
AGE AT BEGIN OF INTERVAL	EXPOSURES AT BEGINNING OF AGE INTERVAL	RETIREMENTS DURING AGE INTERVAL	RETMT RATIO	SURV RATIO	PCT SURV BEGIN OF INTERVAL
39.5	138,811,786	1,103,102	0.0079	0.9921	67.22
40.5	129,534,500	1,244,403	0.0096	0.9904	66.68
41.5	121,462,953	1,041,743	0.0086	0.9914	66.04
42.5	113,476,621	962,832	0.0085	0.9915	65.47
43.5	106,732,316	620,452	0.0058	0.9942	64.92
44.5	98,786,809	620,723	0.0063	0.9937	64.54
45.5	91,238,081	609,431	0.0067	0.9933	64.14
46.5	84,687,823	431,590	0.0051	0.9949	63.71
47.5	78,372,991	470,906	0.0060	0.9940	63.38
48.5	72,502,352	390,823	0.0054	0.9946	63.00
49.5	66,277,212	366,401	0.0055	0.9945	62.66
50.5	60,432,568	338,710	0.0056	0.9944	62.32
51.5	55,585,115	373,501	0.0067	0.9933	61.97
52.5	49,913,901	450,340	0.0090	0.9910	61.55
53.5	45,000,942	354,567	0.0079	0.9921	60.99
54.5	41,293,940	278,547	0.0067	0.9933	60.51
55.5	38,636,785	252,000	0.0065	0.9935	60.11
56.5	35,602,452	216,872	0.0061	0.9939	59.71
57.5	32,563,618	252,511	0.0078	0.9922	59.35
58.5	29,658,061	254,923	0.0086	0.9914	58.89
59.5	26,604,280	207,668	0.0078	0.9922	58.38
60.5	23,657,861	178,417	0.0075	0.9925	57.93
61.5	20,471,188	166,016	0.0081	0.9919	57.49
62.5	16,661,148	131,948	0.0079	0.9921	57.02
63.5	13,237,700	140,500	0.0106	0.9894	56.57
64.5	11,138,268	82,281	0.0074	0.9926	55.97
65.5	9,485,162	76,132	0.0080	0.9920	55.56
66.5	7,958,634	127,419	0.0160	0.9840	55.11
67.5	6,107,086	119,553	0.0196	0.9804	54.23
68.5	4,736,476	47,940	0.0101	0.9899	53.17
69.5	3,686,880	109,081	0.0296	0.9704	52.63
70.5	2,698,885	26,916	0.0100	0.9900	51.07
71.5	2,229,111	20,987	0.0094	0.9906	50.56
72.5	1,946,755	85,987	0.0442	0.9558	50.09
73.5	1,816,402	21,091	0.0116	0.9884	47.88
74.5	1,662,541	68,447	0.0412	0.9588	47.32
75.5	1,528,026	14,397	0.0094	0.9906	45.37
76.5	1,309,554	7,665	0.0059	0.9941	44.94
77.5	1,123,741	5,083	0.0045	0.9955	44.68
78.5	905,091	5,796	0.0064	0.9936	44.48

AMEREN MISSOURI

ACCOUNT 365 OVERHEAD CONDUCTORS AND DEVICES

ORIGINAL LIFE TABLE, CONT.

PLACEMENT BAND 1908-2018			EXPERIENCE BAND 1922-2018		
AGE AT BEGIN OF INTERVAL	EXPOSURES AT BEGINNING OF AGE INTERVAL	RETIREMENTS DURING AGE INTERVAL	RETMT RATIO	SURV RATIO	PCT SURV BEGIN OF INTERVAL
79.5	784,956	3,516	0.0045	0.9955	44.19
80.5	520,311	3,023	0.0058	0.9942	44.00
81.5	210,025	2,067	0.0098	0.9902	43.74
82.5	157,922	54,753	0.3467	0.6533	43.31
83.5	89,467	460	0.0051	0.9949	28.29
84.5	78,078	1,271	0.0163	0.9837	28.15
85.5	71,973	1,740	0.0242	0.9758	27.69
86.5	58,173	842	0.0145	0.9855	27.02
87.5	31,095	157	0.0051	0.9949	26.63
88.5	30,603	44	0.0014	0.9986	26.50
89.5	29,772	94	0.0032	0.9968	26.46
90.5	28,907	744	0.0257	0.9743	26.37
91.5	26,166	300	0.0114	0.9886	25.70
92.5	24,020	61	0.0025	0.9975	25.40
93.5	17,892	126	0.0070	0.9930	25.34
94.5	17,627	265	0.0150	0.9850	25.16
95.5	13,516	40	0.0030	0.9970	24.78
96.5	12,235	1	0.0001	0.9999	24.71
97.5	12,214	222	0.0182	0.9818	24.71
98.5	11,595	443	0.0382	0.9618	24.26
99.5	2,632	61	0.0230	0.9770	23.33
100.5	1,433		0.0000	1.0000	22.79
101.5	1,433		0.0000	1.0000	22.79
102.5	1,433		0.0000	1.0000	22.79
103.5	1,433		0.0000	1.0000	22.79
104.5	1,433		0.0000	1.0000	22.79
105.5					22.79

AMEREN MISSOURI

ACCOUNT 365 OVERHEAD CONDUCTORS AND DEVICES

ORIGINAL LIFE TABLE

PLACEMENT BAND 1913-2018			EXPERIENCE BAND 1989-2018		
AGE AT BEGIN OF INTERVAL	EXPOSURES AT BEGINNING OF AGE INTERVAL	RETIREMENTS DURING AGE INTERVAL	RETMT RATIO	SURV RATIO	PCT SURV BEGIN OF INTERVAL
0.0	1,161,200,097	1,788,619	0.0015	0.9985	100.00
0.5	1,135,893,324	2,809,984	0.0025	0.9975	99.85
1.5	1,102,554,689	3,242,851	0.0029	0.9971	99.60
2.5	1,070,182,229	4,072,775	0.0038	0.9962	99.31
3.5	1,039,457,359	4,272,116	0.0041	0.9959	98.93
4.5	1,006,151,991	5,147,221	0.0051	0.9949	98.52
5.5	963,663,186	6,678,824	0.0069	0.9931	98.02
6.5	927,441,780	6,415,597	0.0069	0.9931	97.34
7.5	879,395,507	5,855,438	0.0067	0.9933	96.66
8.5	833,651,682	5,034,255	0.0060	0.9940	96.02
9.5	765,698,592	4,145,242	0.0054	0.9946	95.44
10.5	684,431,402	3,703,122	0.0054	0.9946	94.92
11.5	658,749,867	4,500,734	0.0068	0.9932	94.41
12.5	606,572,065	5,019,413	0.0083	0.9917	93.77
13.5	578,080,935	9,128,009	0.0158	0.9842	92.99
14.5	549,583,388	16,387,057	0.0298	0.9702	91.52
15.5	512,580,893	9,691,764	0.0189	0.9811	88.79
16.5	486,336,001	5,864,214	0.0121	0.9879	87.11
17.5	462,582,274	4,555,184	0.0098	0.9902	86.06
18.5	439,074,819	6,010,880	0.0137	0.9863	85.22
19.5	423,089,089	11,273,491	0.0266	0.9734	84.05
20.5	399,880,404	5,358,743	0.0134	0.9866	81.81
21.5	373,935,111	3,767,876	0.0101	0.9899	80.71
22.5	355,708,880	3,520,051	0.0099	0.9901	79.90
23.5	334,890,832	3,016,222	0.0090	0.9910	79.11
24.5	318,093,143	3,043,492	0.0096	0.9904	78.40
25.5	302,820,296	2,557,634	0.0084	0.9916	77.65
26.5	282,753,681	2,522,547	0.0089	0.9911	76.99
27.5	267,294,660	1,883,867	0.0070	0.9930	76.30
28.5	252,670,270	1,669,032	0.0066	0.9934	75.77
29.5	235,802,663	2,080,961	0.0088	0.9912	75.27
30.5	219,208,422	1,861,971	0.0085	0.9915	74.60
31.5	206,258,967	1,323,108	0.0064	0.9936	73.97
32.5	193,925,843	1,161,529	0.0060	0.9940	73.49
33.5	185,076,659	1,306,827	0.0071	0.9929	73.05
34.5	175,411,818	1,160,302	0.0066	0.9934	72.54
35.5	165,611,030	1,000,976	0.0060	0.9940	72.06
36.5	156,613,130	930,158	0.0059	0.9941	71.62
37.5	148,735,973	1,030,417	0.0069	0.9931	71.20
38.5	139,054,035	757,885	0.0055	0.9945	70.70

AMEREN MISSOURI

ACCOUNT 365 OVERHEAD CONDUCTORS AND DEVICES

ORIGINAL LIFE TABLE, CONT.

PLACEMENT BAND 1913-2018			EXPERIENCE BAND 1989-2018		
AGE AT BEGIN OF INTERVAL	EXPOSURES AT BEGINNING OF AGE INTERVAL	RETIREMENTS DURING AGE INTERVAL	RETMT RATIO	SURV RATIO	PCT SURV BEGIN OF INTERVAL
39.5	131,089,822	850,125	0.0065	0.9935	70.32
40.5	123,355,292	980,540	0.0079	0.9921	69.86
41.5	116,487,307	843,081	0.0072	0.9928	69.31
42.5	109,053,413	793,611	0.0073	0.9927	68.81
43.5	102,619,790	529,951	0.0052	0.9948	68.30
44.5	94,921,481	517,362	0.0055	0.9945	67.95
45.5	87,573,190	498,854	0.0057	0.9943	67.58
46.5	81,357,623	324,334	0.0040	0.9960	67.20
47.5	75,483,884	382,042	0.0051	0.9949	66.93
48.5	70,118,793	303,473	0.0043	0.9957	66.59
49.5	64,209,629	315,597	0.0049	0.9951	66.30
50.5	58,804,111	294,909	0.0050	0.9950	65.98
51.5	54,510,373	333,652	0.0061	0.9939	65.64
52.5	49,058,494	412,575	0.0084	0.9916	65.24
53.5	44,288,462	329,348	0.0074	0.9926	64.69
54.5	40,713,673	251,681	0.0062	0.9938	64.21
55.5	38,155,301	238,145	0.0062	0.9938	63.82
56.5	35,245,909	204,039	0.0058	0.9942	63.42
57.5	32,340,815	245,200	0.0076	0.9924	63.05
58.5	29,515,548	247,009	0.0084	0.9916	62.57
59.5	26,485,211	199,630	0.0075	0.9925	62.05
60.5	23,594,608	170,697	0.0072	0.9928	61.58
61.5	20,418,181	162,278	0.0079	0.9921	61.14
62.5	16,613,961	121,311	0.0073	0.9927	60.65
63.5	13,213,424	140,500	0.0106	0.9894	60.21
64.5	11,114,162	82,281	0.0074	0.9926	59.57
65.5	9,465,787	76,132	0.0080	0.9920	59.13
66.5	7,940,980	127,419	0.0160	0.9840	58.65
67.5	6,089,465	119,553	0.0196	0.9804	57.71
68.5	4,719,318	47,940	0.0102	0.9898	56.58
69.5	3,679,779	109,081	0.0296	0.9704	56.00
70.5	2,696,821	26,916	0.0100	0.9900	54.34
71.5	2,227,155	20,987	0.0094	0.9906	53.80
72.5	1,945,247	85,987	0.0442	0.9558	53.29
73.5	1,814,968	21,091	0.0116	0.9884	50.94
74.5	1,661,107	68,447	0.0412	0.9588	50.34
75.5	1,528,026	14,397	0.0094	0.9906	48.27
76.5	1,309,554	7,665	0.0059	0.9941	47.82
77.5	1,123,741	5,083	0.0045	0.9955	47.54
78.5	905,091	5,796	0.0064	0.9936	47.32

AMEREN MISSOURI

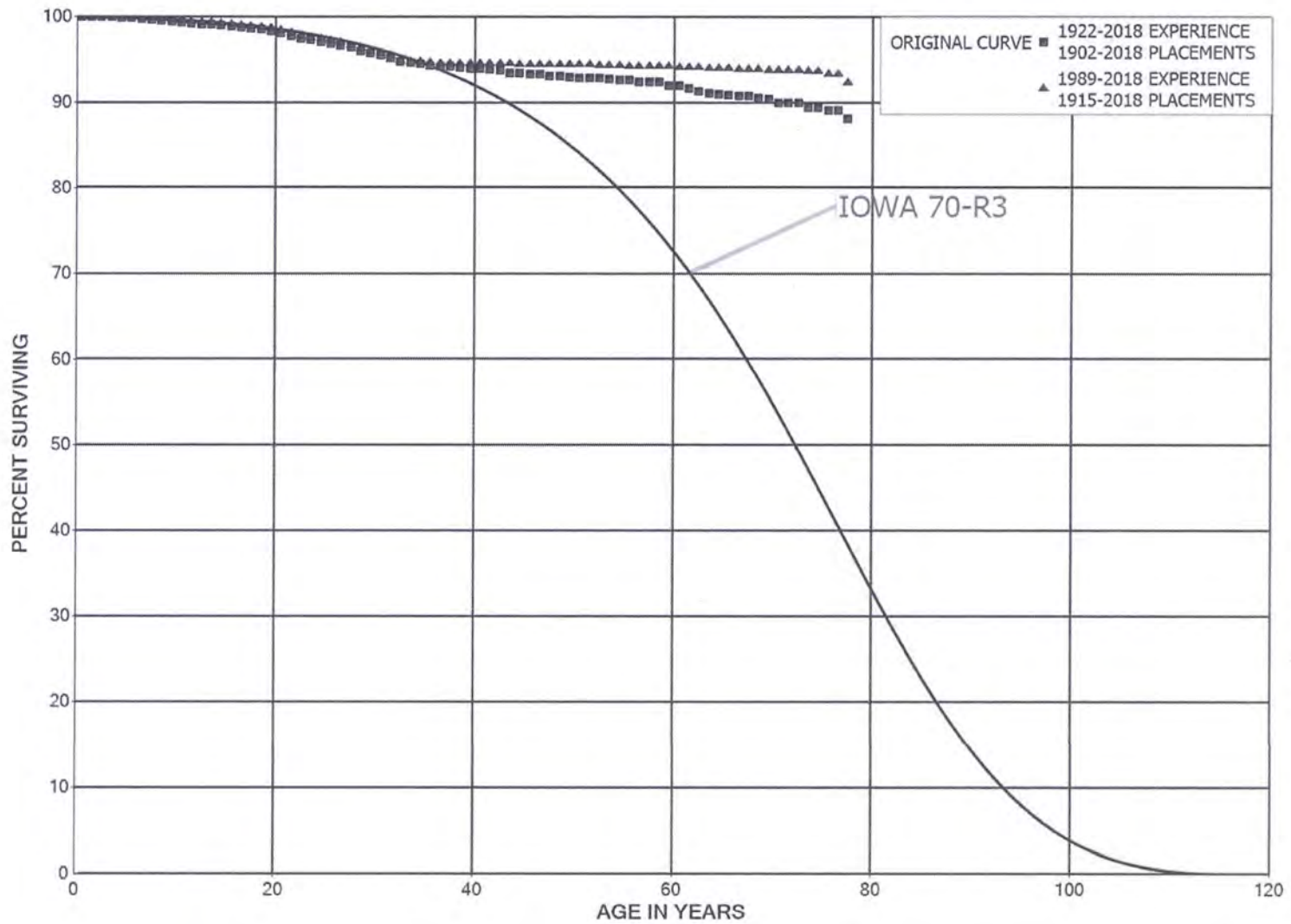
ACCOUNT 365 OVERHEAD CONDUCTORS AND DEVICES

ORIGINAL LIFE TABLE, CONT.

PLACEMENT BAND 1913-2018			EXPERIENCE BAND 1989-2018		
AGE AT BEGIN OF INTERVAL	EXPOSURES AT BEGINNING OF AGE INTERVAL	RETIREMENTS DURING AGE INTERVAL	RETMT RATIO	SURV RATIO	PCT SURV BEGIN OF INTERVAL
79.5	784,956	3,516	0.0045	0.9955	47.02
80.5	520,311	3,023	0.0058	0.9942	46.81
81.5	210,025	2,067	0.0098	0.9902	46.54
82.5	157,922	54,753	0.3467	0.6533	46.08
83.5	89,467	460	0.0051	0.9949	30.10
84.5	78,078	1,271	0.0163	0.9837	29.95
85.5	71,973	1,740	0.0242	0.9758	29.46
86.5	58,173	842	0.0145	0.9855	28.75
87.5	31,095	157	0.0051	0.9949	28.33
88.5	30,603	44	0.0014	0.9986	28.19
89.5	29,772	94	0.0032	0.9968	28.15
90.5	28,907	744	0.0257	0.9743	28.06
91.5	26,166	300	0.0114	0.9886	27.34
92.5	24,020	61	0.0025	0.9975	27.02
93.5	17,892	126	0.0070	0.9930	26.96
94.5	17,627	265	0.0150	0.9850	26.77
95.5	13,516	40	0.0030	0.9970	26.36
96.5	12,235	1	0.0001	0.9999	26.29
97.5	12,214	222	0.0182	0.9818	26.28
98.5	11,595	443	0.0382	0.9618	25.81
99.5	2,632	61	0.0230	0.9770	24.82
100.5	1,433		0.0000	1.0000	24.25
101.5	1,433		0.0000	1.0000	24.25
102.5	1,433		0.0000	1.0000	24.25
103.5	1,433		0.0000	1.0000	24.25
104.5	1,433		0.0000	1.0000	24.25
105.5					24.25



AMEREN MISSOURI
ACCOUNT 366 UNDERGROUND CONDUIT
ORIGINAL AND SMOOTH SURVIVOR CURVES



AMEREN MISSOURI

ACCOUNT 366 UNDERGROUND CONDUIT

ORIGINAL LIFE TABLE

PLACEMENT BAND 1902-2018			EXPERIENCE BAND 1922-2018		
AGE AT BEGIN OF INTERVAL	EXPOSURES AT BEGINNING OF AGE INTERVAL	RETIREMENTS DURING AGE INTERVAL	RETMT RATIO	SURV RATIO	PCT SURV BEGIN OF INTERVAL
0.0	494,651,006	16,353	0.0000	1.0000	100.00
0.5	463,726,755	103,255	0.0002	0.9998	100.00
1.5	435,095,732	104,320	0.0002	0.9998	99.97
2.5	396,888,590	203,110	0.0005	0.9995	99.95
3.5	367,831,888	218,073	0.0006	0.9994	99.90
4.5	329,375,858	137,680	0.0004	0.9996	99.84
5.5	310,812,812	214,932	0.0007	0.9993	99.80
6.5	294,326,771	232,043	0.0008	0.9992	99.73
7.5	280,514,843	279,435	0.0010	0.9990	99.65
8.5	268,316,582	363,224	0.0014	0.9986	99.55
9.5	232,399,618	259,711	0.0011	0.9989	99.42
10.5	195,816,235	240,738	0.0012	0.9988	99.31
11.5	186,416,103	160,464	0.0009	0.9991	99.18
12.5	175,456,796	143,959	0.0008	0.9992	99.10
13.5	156,514,138	193,060	0.0012	0.9988	99.02
14.5	146,100,359	161,724	0.0011	0.9989	98.89
15.5	136,824,466	137,846	0.0010	0.9990	98.79
16.5	131,118,093	141,240	0.0011	0.9989	98.69
17.5	124,971,438	142,149	0.0011	0.9989	98.58
18.5	118,477,121	172,835	0.0015	0.9985	98.47
19.5	113,591,149	277,706	0.0024	0.9976	98.32
20.5	106,452,487	383,926	0.0036	0.9964	98.08
21.5	95,735,833	283,562	0.0030	0.9970	97.73
22.5	90,476,721	176,536	0.0020	0.9980	97.44
23.5	83,127,271	159,923	0.0019	0.9981	97.25
24.5	79,225,481	155,043	0.0020	0.9980	97.06
25.5	74,493,874	166,865	0.0022	0.9978	96.87
26.5	68,354,128	213,258	0.0031	0.9969	96.66
27.5	64,363,769	233,129	0.0036	0.9964	96.35
28.5	59,879,793	177,932	0.0030	0.9970	96.01
29.5	56,118,503	156,626	0.0028	0.9972	95.72
30.5	50,390,006	172,961	0.0034	0.9966	95.45
31.5	47,795,882	216,117	0.0045	0.9955	95.13
32.5	42,788,713	38,873	0.0009	0.9991	94.70
33.5	40,724,930	57,135	0.0014	0.9986	94.61
34.5	36,748,020	57,349	0.0016	0.9984	94.48
35.5	36,274,566	46,651	0.0013	0.9987	94.33
36.5	35,345,050	30,702	0.0009	0.9991	94.21
37.5	34,437,450	29,926	0.0009	0.9991	94.13
38.5	33,770,213	16,406	0.0005	0.9995	94.04

AMEREN MISSOURI

ACCOUNT 366 UNDERGROUND CONDUIT

ORIGINAL LIFE TABLE, CONT.

PLACEMENT BAND 1902-2018			EXPERIENCE BAND 1922-2018		
AGE AT BEGIN OF INTERVAL	EXPOSURES AT BEGINNING OF AGE INTERVAL	RETIREMENTS DURING AGE INTERVAL	RETMT RATIO	SURV RATIO	PCT SURV BEGIN OF INTERVAL
39.5	33,145,636	36,480	0.0011	0.9989	94.00
40.5	32,534,859	33,269	0.0010	0.9990	93.89
41.5	31,212,492	35,657	0.0011	0.9989	93.80
42.5	30,602,119	94,496	0.0031	0.9969	93.69
43.5	29,535,572	11,929	0.0004	0.9996	93.40
44.5	27,427,523	21,942	0.0008	0.9992	93.36
45.5	26,917,242	12,344	0.0005	0.9995	93.29
46.5	25,883,982	47,678	0.0018	0.9982	93.25
47.5	24,830,399	11,858	0.0005	0.9995	93.08
48.5	23,469,455	13,980	0.0006	0.9994	93.03
49.5	22,567,535	23,251	0.0010	0.9990	92.98
50.5	20,490,020	3,077	0.0002	0.9998	92.88
51.5	19,283,830	3,540	0.0002	0.9998	92.87
52.5	18,286,553	31,078	0.0017	0.9983	92.85
53.5	16,641,749	6,607	0.0004	0.9996	92.69
54.5	15,228,646	10,979	0.0007	0.9993	92.65
55.5	14,195,049	23,948	0.0017	0.9983	92.59
56.5	13,195,617	3,460	0.0003	0.9997	92.43
57.5	12,396,120	3,813	0.0003	0.9997	92.41
58.5	11,539,649	48,550	0.0042	0.9958	92.38
59.5	10,806,324	4,585	0.0004	0.9996	91.99
60.5	10,056,566	31,437	0.0031	0.9969	91.95
61.5	9,467,744	37,031	0.0039	0.9961	91.66
62.5	8,672,704	26,810	0.0031	0.9969	91.30
63.5	8,206,806	4,038	0.0005	0.9995	91.02
64.5	7,939,442	12,063	0.0015	0.9985	90.98
65.5	7,799,632	11,252	0.0014	0.9986	90.84
66.5	7,552,094	2,533	0.0003	0.9997	90.71
67.5	7,115,379	15,500	0.0022	0.9978	90.68
68.5	6,906,484	6,125	0.0009	0.9991	90.48
69.5	6,540,340	31,833	0.0049	0.9951	90.40
70.5	6,260,735	953	0.0002	0.9998	89.96
71.5	5,909,637	3,185	0.0005	0.9995	89.95
72.5	5,822,129	33,448	0.0057	0.9943	89.90
73.5	5,758,627	794	0.0001	0.9999	89.38
74.5	5,719,672	16,984	0.0030	0.9970	89.37
75.5	5,660,174	5,186	0.0009	0.9991	89.10
76.5	5,450,997	56,366	0.0103	0.9897	89.02
77.5	5,037,231	1,676	0.0003	0.9997	88.10
78.5	4,917,010	1,593	0.0003	0.9997	88.07

AMEREN MISSOURI

ACCOUNT 366 UNDERGROUND CONDUIT

ORIGINAL LIFE TABLE, CONT.

PLACEMENT BAND 1902-2018			EXPERIENCE BAND 1922-2018		
AGE AT BEGIN OF INTERVAL	EXPOSURES AT BEGINNING OF AGE INTERVAL	RETIREMENTS DURING AGE INTERVAL	RETMT RATIO	SURV RATIO	PCT SURV BEGIN OF INTERVAL
79.5	4,697,571	6,979	0.0015	0.9985	88.04
80.5	4,576,089	8,224	0.0018	0.9982	87.91
81.5	4,302,837	15,524	0.0036	0.9964	87.76
82.5	4,213,131	2,869	0.0007	0.9993	87.44
83.5	4,183,317	3,936	0.0009	0.9991	87.38
84.5	4,163,436	3,154	0.0008	0.9992	87.30
85.5	4,127,012	6,938	0.0017	0.9983	87.23
86.5	4,076,843	12,906	0.0032	0.9968	87.08
87.5	3,865,295	1,551	0.0004	0.9996	86.81
88.5	3,708,629	1,144	0.0003	0.9997	86.77
89.5	3,139,457	1,235	0.0004	0.9996	86.75
90.5	2,718,885	7,546	0.0028	0.9972	86.71
91.5	2,575,508	2,920	0.0011	0.9989	86.47
92.5	2,532,557	1,394	0.0006	0.9994	86.37
93.5	2,488,754	2,202	0.0009	0.9991	86.33
94.5	2,475,940	2,909	0.0012	0.9988	86.25
95.5	2,465,896	586	0.0002	0.9998	86.15
96.5	2,459,971	1,557	0.0006	0.9994	86.13
97.5	2,449,208	1,218	0.0005	0.9995	86.07
98.5	2,441,010	6,770	0.0028	0.9972	86.03
99.5	2,432,553	1,323	0.0005	0.9995	85.79
100.5	2,429,177	1,428	0.0006	0.9994	85.75
101.5	2,307,774	3,175	0.0014	0.9986	85.70
102.5	2,215,363	1,205	0.0005	0.9995	85.58
103.5					85.53

AMEREN MISSOURI

ACCOUNT 366 UNDERGROUND CONDUIT

ORIGINAL LIFE TABLE

PLACEMENT BAND 1915-2018			EXPERIENCE BAND 1989-2018		
AGE AT BEGIN OF INTERVAL	EXPOSURES AT BEGINNING OF AGE INTERVAL	RETIREMENTS DURING AGE INTERVAL	RETMT RATIO	SURV RATIO	PCT SURV BEGIN OF INTERVAL
0.0	437,245,511	2,584	0.0000	1.0000	100.00
0.5	411,999,902	45,628	0.0001	0.9999	100.00
1.5	385,840,391	51,804	0.0001	0.9999	99.99
2.5	352,544,886	107,900	0.0003	0.9997	99.97
3.5	325,639,130	108,924	0.0003	0.9997	99.94
4.5	291,236,638	51,520	0.0002	0.9998	99.91
5.5	274,638,930	67,215	0.0002	0.9998	99.89
6.5	257,548,502	174,148	0.0007	0.9993	99.87
7.5	244,693,593	243,811	0.0010	0.9990	99.80
8.5	233,185,916	303,689	0.0013	0.9987	99.70
9.5	197,939,150	198,364	0.0010	0.9990	99.57
10.5	161,995,214	192,478	0.0012	0.9988	99.47
11.5	153,937,644	98,604	0.0006	0.9994	99.35
12.5	143,625,029	66,166	0.0005	0.9995	99.29
13.5	125,737,169	149,058	0.0012	0.9988	99.24
14.5	117,485,066	126,232	0.0011	0.9989	99.13
15.5	108,890,554	105,440	0.0010	0.9990	99.02
16.5	104,306,836	88,490	0.0008	0.9992	98.92
17.5	99,226,437	98,322	0.0010	0.9990	98.84
18.5	93,922,015	126,694	0.0013	0.9987	98.74
19.5	89,932,458	214,660	0.0024	0.9976	98.61
20.5	84,916,685	309,763	0.0036	0.9964	98.37
21.5	75,480,193	251,846	0.0033	0.9967	98.02
22.5	71,249,323	117,205	0.0016	0.9984	97.69
23.5	65,578,726	107,928	0.0016	0.9984	97.53
24.5	63,145,594	131,721	0.0021	0.9979	97.37
25.5	59,484,267	121,687	0.0020	0.9980	97.16
26.5	54,367,625	183,587	0.0034	0.9966	96.97
27.5	51,204,833	187,376	0.0037	0.9963	96.64
28.5	47,621,383	145,410	0.0031	0.9969	96.28
29.5	44,579,650	135,970	0.0031	0.9969	95.99
30.5	39,619,073	146,933	0.0037	0.9963	95.70
31.5	37,634,234	195,864	0.0052	0.9948	95.34
32.5	33,412,904	31,671	0.0009	0.9991	94.85
33.5	31,815,895	26,639	0.0008	0.9992	94.76
34.5	28,134,274	33,393	0.0012	0.9988	94.68
35.5	27,815,302	4,027	0.0001	0.9999	94.56
36.5	27,165,929	7,392	0.0003	0.9997	94.55
37.5	26,718,169	4,251	0.0002	0.9998	94.53
38.5	26,271,158	2,594	0.0001	0.9999	94.51

AMEREN MISSOURI

ACCOUNT 366 UNDERGROUND CONDUIT

ORIGINAL LIFE TABLE, CONT.

PLACEMENT BAND 1915-2018			EXPERIENCE BAND 1989-2018		
AGE AT BEGIN OF INTERVAL	EXPOSURES AT BEGINNING OF AGE INTERVAL	RETIREMENTS DURING AGE INTERVAL	RETMT RATIO	SURV RATIO	PCT SURV BEGIN OF INTERVAL
39.5	26,022,414	2,381	0.0001	0.9999	94.50
40.5	25,695,103	3,931	0.0002	0.9998	94.49
41.5	24,754,260	3,024	0.0001	0.9999	94.48
42.5	24,261,658	3,410	0.0001	0.9999	94.47
43.5	23,316,928	2,588	0.0001	0.9999	94.45
44.5	21,256,765	2,537	0.0001	0.9999	94.44
45.5	20,808,721	2,516	0.0001	0.9999	94.43
46.5	19,990,291	2,771	0.0001	0.9999	94.42
47.5	19,341,486	2,154	0.0001	0.9999	94.41
48.5	18,110,110	2,623	0.0001	0.9999	94.40
49.5	17,439,845	2,408	0.0001	0.9999	94.38
50.5	15,498,641	2,354	0.0002	0.9998	94.37
51.5	14,565,690	3,168	0.0002	0.9998	94.36
52.5	13,646,420	6,858	0.0005	0.9995	94.33
53.5	12,055,553	3,704	0.0003	0.9997	94.29
54.5	10,661,379	3,913	0.0004	0.9996	94.26
55.5	9,669,976	1,537	0.0002	0.9998	94.22
56.5	8,747,921	2,858	0.0003	0.9997	94.21
57.5	8,149,206	2,162	0.0003	0.9997	94.18
58.5	7,451,361	1,996	0.0003	0.9997	94.15
59.5	7,338,665	1,918	0.0003	0.9997	94.13
60.5	7,015,999	2,583	0.0004	0.9996	94.10
61.5	6,593,867	2,064	0.0003	0.9997	94.07
62.5	5,875,780	1,950	0.0003	0.9997	94.04
63.5	5,478,749	1,395	0.0003	0.9997	94.01
64.5	5,225,355	3,061	0.0006	0.9994	93.98
65.5	5,102,461	2,568	0.0005	0.9995	93.93
66.5	4,869,618	1,713	0.0004	0.9996	93.88
67.5	4,444,478	1,649	0.0004	0.9996	93.85
68.5	4,256,524	2,201	0.0005	0.9995	93.81
69.5	3,896,055	1,426	0.0004	0.9996	93.77
70.5	3,649,087	953	0.0003	0.9997	93.73
71.5	3,420,381	1,033	0.0003	0.9997	93.71
72.5	3,454,856	1,873	0.0005	0.9995	93.68
73.5	5,758,627	794	0.0001	0.9999	93.63
74.5	5,719,672	16,984	0.0030	0.9970	93.61
75.5	5,660,174	5,186	0.0009	0.9991	93.34
76.5	5,450,997	56,366	0.0103	0.9897	93.25
77.5	5,037,231	1,676	0.0003	0.9997	92.29
78.5	4,917,010	1,593	0.0003	0.9997	92.26

AMEREN MISSOURI

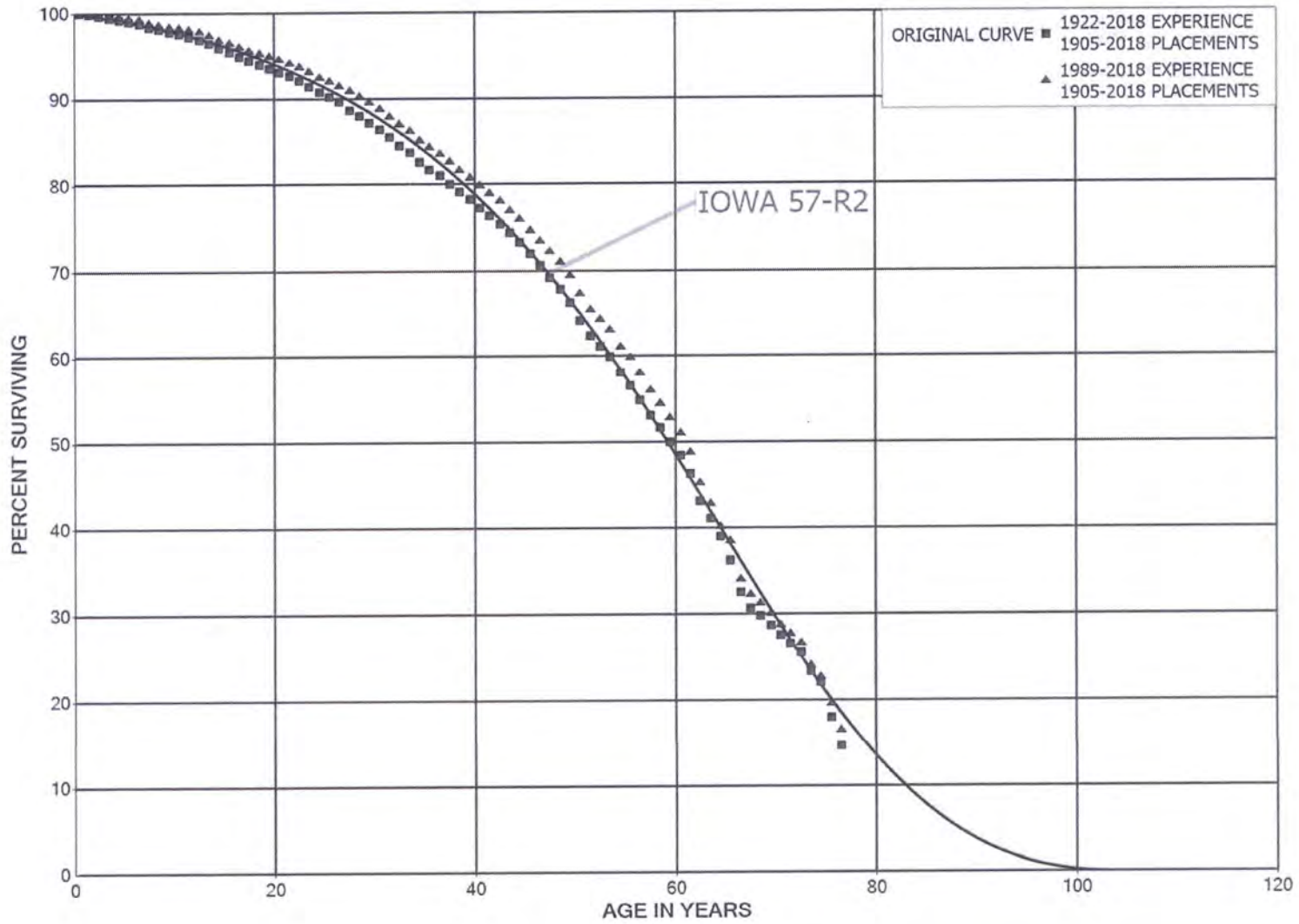
ACCOUNT 366 UNDERGROUND CONDUIT

ORIGINAL LIFE TABLE, CONT.

PLACEMENT BAND 1915-2018			EXPERIENCE BAND 1989-2018		
AGE AT BEGIN OF INTERVAL	EXPOSURES AT BEGINNING OF AGE INTERVAL	RETIREMENTS DURING AGE INTERVAL	RETMT RATIO	SURV RATIO	PCT SURV BEGIN OF INTERVAL
79.5	4,697,571	6,979	0.0015	0.9985	92.23
80.5	4,576,089	8,224	0.0018	0.9982	92.09
81.5	4,302,837	15,524	0.0036	0.9964	91.92
82.5	4,213,131	2,869	0.0007	0.9993	91.59
83.5	4,183,317	3,936	0.0009	0.9991	91.53
84.5	4,163,436	3,154	0.0008	0.9992	91.44
85.5	4,127,012	6,938	0.0017	0.9983	91.37
86.5	4,076,843	12,906	0.0032	0.9968	91.22
87.5	3,865,295	1,551	0.0004	0.9996	90.93
88.5	3,708,629	1,144	0.0003	0.9997	90.90
89.5	3,139,457	1,235	0.0004	0.9996	90.87
90.5	2,718,885	7,546	0.0028	0.9972	90.83
91.5	2,575,508	2,920	0.0011	0.9989	90.58
92.5	2,532,557	1,394	0.0006	0.9994	90.48
93.5	2,488,754	2,202	0.0009	0.9991	90.43
94.5	2,475,940	2,909	0.0012	0.9988	90.35
95.5	2,465,896	586	0.0002	0.9998	90.24
96.5	2,459,971	1,557	0.0006	0.9994	90.22
97.5	2,449,208	1,218	0.0005	0.9995	90.16
98.5	2,441,010	6,770	0.0028	0.9972	90.12
99.5	2,432,553	1,323	0.0005	0.9995	89.87
100.5	2,429,177	1,428	0.0006	0.9994	89.82
101.5	2,307,774	3,175	0.0014	0.9986	89.77
102.5	2,215,363	1,205	0.0005	0.9995	89.64
103.5					89.59



AMEREN MISSOURI
ACCOUNT 367 UNDERGROUND CONDUCTORS AND DEVICES
ORIGINAL AND SMOOTH SURVIVOR CURVES



AMEREN MISSOURI

ACCOUNT 367 UNDERGROUND CONDUCTORS AND DEVICES

ORIGINAL LIFE TABLE

PLACEMENT BAND 1905-2018

EXPERIENCE BAND 1922-2018

AGE AT BEGIN OF INTERVAL	EXPOSURES AT BEGINNING OF AGE INTERVAL	RETIREMENTS DURING AGE INTERVAL	RETMT RATIO	SURV RATIO	PCT SURV BEGIN OF INTERVAL
0.0	898,879,409	169,513	0.0002	0.9998	100.00
0.5	854,223,449	1,429,002	0.0017	0.9983	99.98
1.5	812,022,057	1,758,141	0.0022	0.9978	99.81
2.5	773,087,686	1,704,490	0.0022	0.9978	99.60
3.5	742,564,726	1,244,941	0.0017	0.9983	99.38
4.5	706,718,264	1,607,412	0.0023	0.9977	99.21
5.5	683,104,857	1,437,608	0.0021	0.9979	98.99
6.5	652,648,744	3,213,668	0.0049	0.9951	98.78
7.5	624,058,676	1,603,030	0.0026	0.9974	98.29
8.5	602,469,679	1,594,990	0.0026	0.9974	98.04
9.5	561,249,912	1,555,356	0.0028	0.9972	97.78
10.5	514,330,691	1,559,467	0.0030	0.9970	97.51
11.5	499,148,262	1,667,278	0.0033	0.9967	97.21
12.5	471,358,801	2,240,663	0.0048	0.9952	96.89
13.5	446,256,894	2,493,741	0.0056	0.9944	96.43
14.5	427,892,573	2,230,103	0.0052	0.9948	95.89
15.5	408,782,085	2,251,658	0.0055	0.9945	95.39
16.5	394,349,484	1,991,499	0.0051	0.9949	94.86
17.5	378,450,200	1,761,408	0.0047	0.9953	94.38
18.5	361,547,312	1,521,088	0.0042	0.9958	93.94
19.5	344,112,206	1,728,453	0.0050	0.9950	93.55
20.5	325,122,674	1,669,754	0.0051	0.9949	93.08
21.5	301,196,574	1,794,575	0.0060	0.9940	92.60
22.5	281,040,488	1,855,322	0.0066	0.9934	92.05
23.5	261,742,792	1,914,860	0.0073	0.9927	91.44
24.5	241,958,648	1,551,180	0.0064	0.9936	90.77
25.5	224,920,675	1,519,814	0.0068	0.9932	90.19
26.5	209,434,299	2,141,202	0.0102	0.9898	89.58
27.5	195,307,765	1,506,522	0.0077	0.9923	88.67
28.5	180,548,629	1,582,851	0.0088	0.9912	87.98
29.5	164,871,975	1,531,648	0.0093	0.9907	87.21
30.5	149,771,761	1,532,488	0.0102	0.9898	86.40
31.5	136,119,056	1,534,508	0.0113	0.9887	85.52
32.5	123,313,397	1,268,192	0.0103	0.9897	84.55
33.5	112,515,675	1,431,068	0.0127	0.9873	83.68
34.5	104,882,020	1,071,318	0.0102	0.9898	82.62
35.5	97,829,647	884,418	0.0090	0.9910	81.77
36.5	91,609,941	1,035,332	0.0113	0.9887	81.04
37.5	84,709,334	1,036,664	0.0122	0.9878	80.12
38.5	80,600,419	924,022	0.0115	0.9885	79.14

AMEREN MISSOURI

ACCOUNT 367 UNDERGROUND CONDUCTORS AND DEVICES

ORIGINAL LIFE TABLE, CONT.

PLACEMENT BAND 1905-2018			EXPERIENCE BAND 1922-2018		
AGE AT BEGIN OF INTERVAL	EXPOSURES AT BEGINNING OF AGE INTERVAL	RETIREMENTS DURING AGE INTERVAL	RETMT RATIO	SURV RATIO	PCT SURV BEGIN OF INTERVAL
39.5	71,689,809	870,961	0.0121	0.9879	78.23
40.5	63,357,091	737,621	0.0116	0.9884	77.28
41.5	56,356,854	715,848	0.0127	0.9873	76.38
42.5	53,256,219	745,403	0.0140	0.9860	75.41
43.5	44,250,999	631,599	0.0143	0.9857	74.36
44.5	40,432,742	714,238	0.0177	0.9823	73.29
45.5	36,039,010	676,573	0.0188	0.9812	72.00
46.5	32,113,730	676,901	0.0211	0.9789	70.65
47.5	28,800,179	546,158	0.0190	0.9810	69.16
48.5	26,413,557	627,564	0.0238	0.9762	67.85
49.5	24,405,990	759,536	0.0311	0.9689	66.24
50.5	21,569,490	601,088	0.0279	0.9721	64.17
51.5	19,711,267	382,977	0.0194	0.9806	62.39
52.5	18,166,512	375,001	0.0206	0.9794	61.17
53.5	16,498,956	521,304	0.0316	0.9684	59.91
54.5	14,795,048	373,365	0.0252	0.9748	58.02
55.5	13,489,858	403,495	0.0299	0.9701	56.55
56.5	12,341,797	400,331	0.0324	0.9676	54.86
57.5	11,212,773	317,441	0.0283	0.9717	53.08
58.5	10,110,868	325,381	0.0322	0.9678	51.58
59.5	9,217,913	290,888	0.0316	0.9684	49.92
60.5	8,319,298	356,865	0.0429	0.9571	48.34
61.5	7,111,905	484,828	0.0682	0.9318	46.27
62.5	5,650,264	265,936	0.0471	0.9529	43.12
63.5	4,968,183	259,266	0.0522	0.9478	41.09
64.5	4,529,325	319,951	0.0706	0.9294	38.94
65.5	3,916,846	401,119	0.1024	0.8976	36.19
66.5	3,495,897	197,129	0.0564	0.9436	32.49
67.5	3,108,800	96,985	0.0312	0.9688	30.65
68.5	2,747,610	97,710	0.0356	0.9644	29.70
69.5	2,531,935	99,180	0.0392	0.9608	28.64
70.5	2,287,022	86,413	0.0378	0.9622	27.52
71.5	1,936,185	72,246	0.0373	0.9627	26.48
72.5	1,802,060	159,605	0.0886	0.9114	25.49
73.5	1,710,207	89,724	0.0525	0.9475	23.23
74.5	1,569,525	292,696	0.1865	0.8135	22.02
75.5	1,348,657	245,157	0.1818	0.8182	17.91
76.5	1,092,930	25,545	0.0234	0.9766	14.65
77.5	973,019	45,596	0.0469	0.9531	14.31
78.5	788,428	23,440	0.0297	0.9703	13.64

AMEREN MISSOURI

ACCOUNT 367 UNDERGROUND CONDUCTORS AND DEVICES

ORIGINAL LIFE TABLE, CONT.

PLACEMENT BAND 1905-2018			EXPERIENCE BAND 1922-2018		
AGE AT BEGIN OF INTERVAL	EXPOSURES AT BEGINNING OF AGE INTERVAL	RETIREMENTS DURING AGE INTERVAL	RETMT RATIO	SURV RATIO	PCT SURV BEGIN OF INTERVAL
79.5	672,471	34,950	0.0520	0.9480	13.24
80.5	608,957	26,733	0.0439	0.9561	12.55
81.5	501,011	24,202	0.0483	0.9517	12.00
82.5	461,181	25,858	0.0561	0.9439	11.42
83.5	426,750	29,435	0.0690	0.9310	10.78
84.5	391,538	6,845	0.0175	0.9825	10.03
85.5	366,041	12,346	0.0337	0.9663	9.86
86.5	327,041	1,906	0.0058	0.9942	9.53
87.5	303,149	1,446	0.0048	0.9952	9.47
88.5	193,024	2,865	0.0148	0.9852	9.42
89.5	170,172	2,564	0.0151	0.9849	9.29
90.5	145,896	1,393	0.0095	0.9905	9.15
91.5	129,443	1,220	0.0094	0.9906	9.06
92.5	114,257	1,685	0.0147	0.9853	8.97
93.5	86,041	1,198	0.0139	0.9861	8.84
94.5	78,033	766	0.0098	0.9902	8.72
95.5	72,642	564	0.0078	0.9922	8.63
96.5	71,213	1,270	0.0178	0.9822	8.56
97.5	69,247	269	0.0039	0.9961	8.41
98.5	64,610	658	0.0102	0.9898	8.38
99.5	62,693		0.0000	1.0000	8.29
100.5	62,408	314	0.0050	0.9950	8.29
101.5	23,739		0.0000	1.0000	8.25
102.5	23,739		0.0000	1.0000	8.25
103.5					8.25

AMEREN MISSOURI

ACCOUNT 367 UNDERGROUND CONDUCTORS AND DEVICES

ORIGINAL LIFE TABLE

PLACEMENT BAND 1905-2018			EXPERIENCE BAND 1989-2018		
AGE AT BEGIN OF INTERVAL	EXPOSURES AT BEGINNING OF AGE INTERVAL	RETIREMENTS DURING AGE INTERVAL	RETMT RATIO	SURV RATIO	PCT SURV BEGIN OF INTERVAL
0.0	710,108,742	53,297	0.0001	0.9999	100.00
0.5	680,299,144	873,514	0.0013	0.9987	99.99
1.5	651,539,305	849,493	0.0013	0.9987	99.86
2.5	625,911,011	887,530	0.0014	0.9986	99.73
3.5	606,867,335	734,089	0.0012	0.9988	99.59
4.5	578,210,458	910,147	0.0016	0.9984	99.47
5.5	561,722,998	872,623	0.0016	0.9984	99.32
6.5	536,839,291	2,409,630	0.0045	0.9955	99.16
7.5	515,787,700	1,052,994	0.0020	0.9980	98.72
8.5	498,511,626	972,448	0.0020	0.9980	98.51
9.5	467,080,321	899,699	0.0019	0.9981	98.32
10.5	429,451,993	968,460	0.0023	0.9977	98.13
11.5	422,303,900	1,008,968	0.0024	0.9976	97.91
12.5	398,374,029	1,659,567	0.0042	0.9958	97.68
13.5	384,031,072	1,942,046	0.0051	0.9949	97.27
14.5	370,654,143	1,619,936	0.0044	0.9956	96.78
15.5	356,719,702	1,621,432	0.0045	0.9955	96.36
16.5	346,322,013	1,457,542	0.0042	0.9958	95.92
17.5	334,721,833	1,254,403	0.0037	0.9963	95.51
18.5	321,539,907	1,000,408	0.0031	0.9969	95.16
19.5	307,122,248	1,174,152	0.0038	0.9962	94.86
20.5	291,811,986	1,248,759	0.0043	0.9957	94.50
21.5	270,255,784	1,417,054	0.0052	0.9948	94.09
22.5	252,162,070	1,479,733	0.0059	0.9941	93.60
23.5	234,979,937	1,644,114	0.0070	0.9930	93.05
24.5	217,051,898	1,158,544	0.0053	0.9947	92.40
25.5	201,735,655	1,075,996	0.0053	0.9947	91.91
26.5	187,817,367	1,302,196	0.0069	0.9931	91.42
27.5	175,666,685	1,229,540	0.0070	0.9930	90.78
28.5	162,327,055	1,241,173	0.0076	0.9924	90.15
29.5	147,863,931	1,244,275	0.0084	0.9916	89.46
30.5	134,059,217	1,302,101	0.0097	0.9903	88.70
31.5	121,934,551	1,179,519	0.0097	0.9903	87.84
32.5	111,176,919	1,067,482	0.0096	0.9904	86.99
33.5	101,364,390	1,288,627	0.0127	0.9873	86.16
34.5	94,397,839	918,590	0.0097	0.9903	85.06
35.5	88,033,964	773,428	0.0088	0.9912	84.24
36.5	82,394,491	905,413	0.0110	0.9890	83.50
37.5	76,025,788	883,971	0.0116	0.9884	82.58
38.5	72,748,311	800,253	0.0110	0.9890	81.62

AMEREN MISSOURI

ACCOUNT 367 UNDERGROUND CONDUCTORS AND DEVICES

ORIGINAL LIFE TABLE, CONT.

PLACEMENT BAND 1905-2018			EXPERIENCE BAND 1989-2018		
AGE AT BEGIN OF INTERVAL	EXPOSURES AT BEGINNING OF AGE INTERVAL	RETIREMENTS DURING AGE INTERVAL	RETMT RATIO	SURV RATIO	PCT SURV BEGIN OF INTERVAL
39.5	64,493,322	722,232	0.0112	0.9888	80.72
40.5	56,872,732	625,663	0.0110	0.9890	79.82
41.5	50,656,057	578,232	0.0114	0.9886	78.94
42.5	47,809,823	638,387	0.0134	0.9866	78.04
43.5	38,952,287	522,893	0.0134	0.9866	76.99
44.5	35,354,124	612,214	0.0173	0.9827	75.96
45.5	31,117,821	527,535	0.0170	0.9830	74.65
46.5	27,613,079	436,537	0.0158	0.9842	73.38
47.5	24,903,193	441,709	0.0177	0.9823	72.22
48.5	22,858,119	502,177	0.0220	0.9780	70.94
49.5	21,172,042	650,244	0.0307	0.9693	69.38
50.5	18,531,099	509,806	0.0275	0.9725	67.25
51.5	17,057,804	299,625	0.0176	0.9824	65.40
52.5	15,671,440	284,141	0.0181	0.9819	64.25
53.5	14,145,364	448,641	0.0317	0.9683	63.09
54.5	12,546,726	253,972	0.0202	0.9798	61.09
55.5	11,394,096	361,406	0.0317	0.9683	59.85
56.5	10,365,503	349,933	0.0338	0.9662	57.95
57.5	9,474,931	276,131	0.0291	0.9709	55.99
58.5	8,656,058	262,072	0.0303	0.9697	54.36
59.5	7,930,570	258,147	0.0326	0.9674	52.72
60.5	7,148,965	311,291	0.0435	0.9565	51.00
61.5	6,053,650	452,941	0.0748	0.9252	48.78
62.5	4,702,187	249,557	0.0531	0.9469	45.13
63.5	4,154,085	257,768	0.0621	0.9379	42.73
64.5	3,772,052	157,277	0.0417	0.9583	40.08
65.5	3,368,473	388,803	0.1154	0.8846	38.41
66.5	2,982,181	160,576	0.0538	0.9462	33.98
67.5	2,649,604	81,177	0.0306	0.9694	32.15
68.5	2,320,896	89,644	0.0386	0.9614	31.16
69.5	2,142,212	92,530	0.0432	0.9568	29.96
70.5	1,910,078	69,996	0.0366	0.9634	28.67
71.5	1,671,707	64,903	0.0388	0.9612	27.62
72.5	1,547,708	154,323	0.0997	0.9003	26.54
73.5	1,554,635	85,763	0.0552	0.9448	23.90
74.5	1,417,914	192,491	0.1358	0.8642	22.58
75.5	1,297,251	205,140	0.1581	0.8419	19.51
76.5	1,081,541	25,545	0.0236	0.9764	16.43
77.5	961,630	44,121	0.0459	0.9541	16.04
78.5	778,514	23,440	0.0301	0.9699	15.30

AMEREN MISSOURI

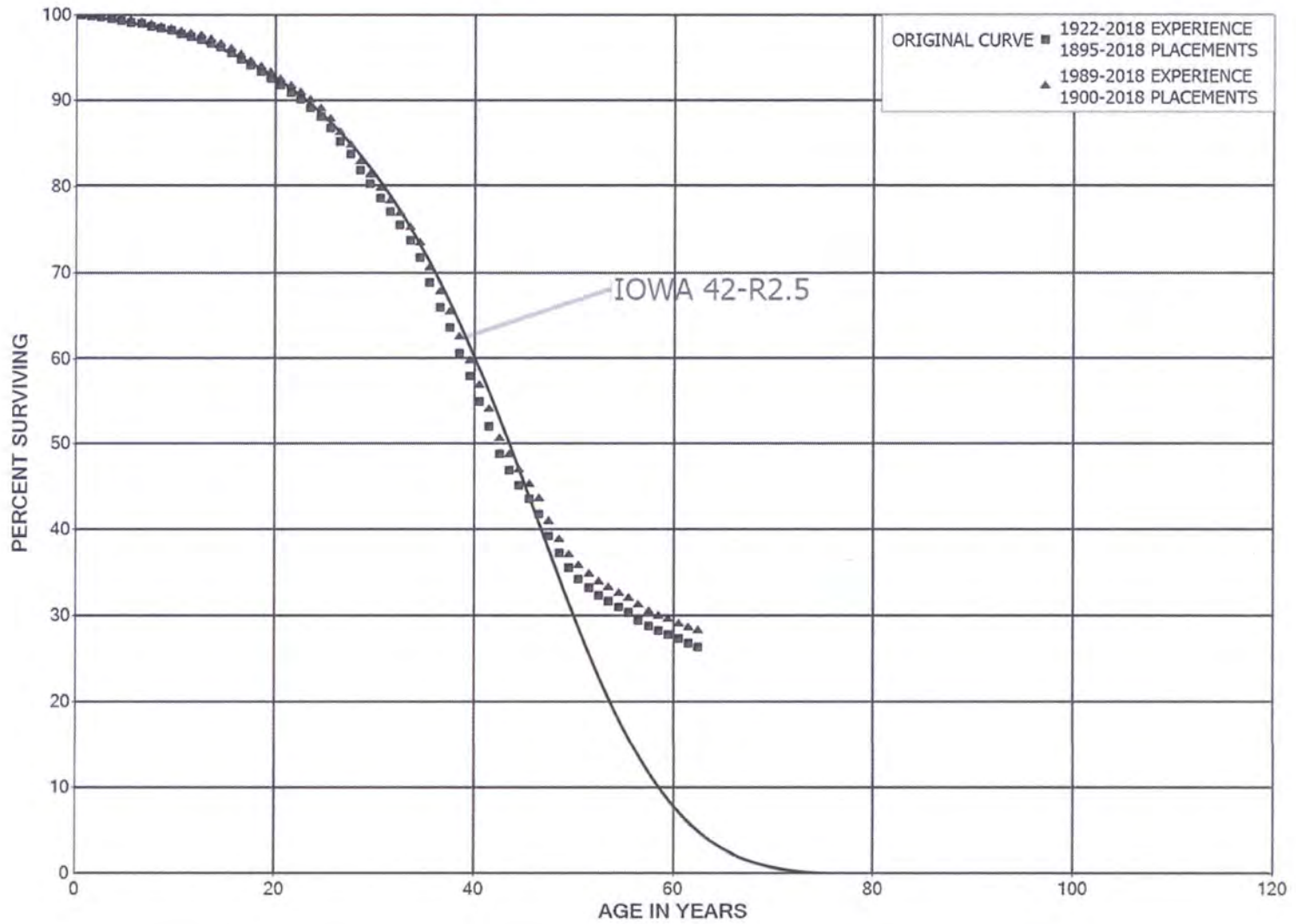
ACCOUNT 367 UNDERGROUND CONDUCTORS AND DEVICES

ORIGINAL LIFE TABLE, CONT.

PLACEMENT BAND 1905-2018			EXPERIENCE BAND 1989-2018		
AGE AT BEGIN OF INTERVAL	EXPOSURES AT BEGINNING OF AGE INTERVAL	RETIREMENTS DURING AGE INTERVAL	RETMT RATIO	SURV RATIO	PCT SURV BEGIN OF INTERVAL
79.5	662,557	27,404	0.0414	0.9586	14.84
80.5	606,589	24,977	0.0412	0.9588	14.23
81.5	500,399	24,202	0.0484	0.9516	13.64
82.5	460,569	25,858	0.0561	0.9439	12.98
83.5	426,750	29,435	0.0690	0.9310	12.25
84.5	391,538	6,845	0.0175	0.9825	11.41
85.5	366,041	12,346	0.0337	0.9663	11.21
86.5	327,041	1,906	0.0058	0.9942	10.83
87.5	303,149	1,446	0.0048	0.9952	10.77
88.5	193,024	2,865	0.0148	0.9852	10.72
89.5	170,172	2,564	0.0151	0.9849	10.56
90.5	145,896	1,393	0.0095	0.9905	10.40
91.5	129,443	1,220	0.0094	0.9906	10.30
92.5	114,257	1,685	0.0147	0.9853	10.20
93.5	86,041	1,198	0.0139	0.9861	10.05
94.5	78,033	766	0.0098	0.9902	9.91
95.5	72,642	564	0.0078	0.9922	9.81
96.5	71,213	1,270	0.0178	0.9822	9.74
97.5	69,247	269	0.0039	0.9961	9.56
98.5	64,610	658	0.0102	0.9898	9.53
99.5	62,693		0.0000	1.0000	9.43
100.5	62,408	314	0.0050	0.9950	9.43
101.5	23,739		0.0000	1.0000	9.38
102.5	23,739		0.0000	1.0000	9.38
103.5					9.38



AMEREN MISSOURI
ACCOUNT 368 LINE TRANSFORMERS
ORIGINAL AND SMOOTH SURVIVOR CURVES



AMEREN MISSOURI

ACCOUNT 368 LINE TRANSFORMERS

ORIGINAL LIFE TABLE

PLACEMENT BAND 1895-2018

EXPERIENCE BAND 1922-2018

AGE AT BEGIN OF INTERVAL	EXPOSURES AT BEGINNING OF AGE INTERVAL	RETIREMENTS DURING AGE INTERVAL	RETMT RATIO	SURV RATIO	PCT SURV BEGIN OF INTERVAL
0.0	629,882,545	216,229	0.0003	0.9997	100.00
0.5	605,433,955	527,507	0.0009	0.9991	99.97
1.5	588,344,351	900,014	0.0015	0.9985	99.88
2.5	573,006,904	1,207,288	0.0021	0.9979	99.73
3.5	554,382,171	1,153,151	0.0021	0.9979	99.52
4.5	537,322,533	1,021,324	0.0019	0.9981	99.31
5.5	519,310,452	1,022,399	0.0020	0.9980	99.12
6.5	503,193,382	1,480,514	0.0029	0.9971	98.92
7.5	486,953,871	1,328,959	0.0027	0.9973	98.63
8.5	475,755,642	1,154,605	0.0024	0.9976	98.36
9.5	460,165,294	1,687,956	0.0037	0.9963	98.13
10.5	434,631,940	1,411,309	0.0032	0.9968	97.77
11.5	413,274,822	1,457,298	0.0035	0.9965	97.45
12.5	395,700,715	1,875,387	0.0047	0.9953	97.10
13.5	380,253,877	2,058,584	0.0054	0.9946	96.64
14.5	367,068,950	2,466,967	0.0067	0.9933	96.12
15.5	352,791,268	2,578,211	0.0073	0.9927	95.48
16.5	341,471,602	2,684,274	0.0079	0.9921	94.78
17.5	325,886,838	2,658,126	0.0082	0.9918	94.03
18.5	311,305,138	2,593,225	0.0083	0.9917	93.27
19.5	298,870,325	2,538,351	0.0085	0.9915	92.49
20.5	286,323,627	2,564,182	0.0090	0.9910	91.70
21.5	269,066,312	2,478,230	0.0092	0.9908	90.88
22.5	253,359,712	2,789,399	0.0110	0.9890	90.04
23.5	239,922,777	2,798,467	0.0117	0.9883	89.05
24.5	227,430,073	3,297,137	0.0145	0.9855	88.01
25.5	215,076,738	3,789,759	0.0176	0.9824	86.74
26.5	203,037,629	3,620,460	0.0178	0.9822	85.21
27.5	191,715,585	4,161,340	0.0217	0.9783	83.69
28.5	179,875,634	3,576,709	0.0199	0.9801	81.87
29.5	168,880,318	3,379,584	0.0200	0.9800	80.25
30.5	158,775,880	3,138,063	0.0198	0.9802	78.64
31.5	148,534,633	3,043,767	0.0205	0.9795	77.09
32.5	137,619,781	3,318,392	0.0241	0.9759	75.51
33.5	127,214,762	3,319,174	0.0261	0.9739	73.69
34.5	114,731,737	4,761,300	0.0415	0.9585	71.76
35.5	106,334,621	4,369,342	0.0411	0.9589	68.79
36.5	97,662,269	3,550,787	0.0364	0.9636	65.96
37.5	90,116,850	4,120,547	0.0457	0.9543	63.56
38.5	82,151,118	3,830,592	0.0466	0.9534	60.65

AMEREN MISSOURI

ACCOUNT 368 LINE TRANSFORMERS

ORIGINAL LIFE TABLE, CONT.

PLACEMENT BAND 1895-2018			EXPERIENCE BAND 1922-2018		
AGE AT BEGIN OF INTERVAL	EXPOSURES AT BEGINNING OF AGE INTERVAL	RETIREMENTS DURING AGE INTERVAL	RETMT RATIO	SURV RATIO	PCT SURV BEGIN OF INTERVAL
39.5	73,322,161	3,793,652	0.0517	0.9483	57.83
40.5	64,534,471	3,351,611	0.0519	0.9481	54.83
41.5	57,185,269	3,597,256	0.0629	0.9371	51.99
42.5	50,652,810	1,949,788	0.0385	0.9615	48.72
43.5	46,807,337	1,721,770	0.0368	0.9632	46.84
44.5	41,808,979	1,479,628	0.0354	0.9646	45.12
45.5	37,471,961	1,507,267	0.0402	0.9598	43.52
46.5	33,533,250	2,076,024	0.0619	0.9381	41.77
47.5	28,810,975	1,452,614	0.0504	0.9496	39.18
48.5	25,240,294	1,151,994	0.0456	0.9544	37.21
49.5	22,051,415	802,013	0.0364	0.9636	35.51
50.5	19,251,792	574,274	0.0298	0.9702	34.22
51.5	16,039,135	420,950	0.0262	0.9738	33.20
52.5	13,849,845	299,797	0.0216	0.9784	32.33
53.5	12,627,886	265,235	0.0210	0.9790	31.63
54.5	11,248,251	246,464	0.0219	0.9781	30.96
55.5	10,303,086	291,692	0.0283	0.9717	30.28
56.5	9,437,422	233,650	0.0248	0.9752	29.43
57.5	8,777,317	165,775	0.0189	0.9811	28.70
58.5	7,966,492	121,529	0.0153	0.9847	28.16
59.5	7,369,736	131,997	0.0179	0.9821	27.73
60.5	6,791,373	125,089	0.0184	0.9816	27.23
61.5	5,855,723	90,934	0.0155	0.9845	26.73
62.5	4,565,384	49,039	0.0107	0.9893	26.31
63.5	3,117,203	28,219	0.0091	0.9909	26.03
64.5	2,648,997	30,609	0.0116	0.9884	25.80
65.5	2,315,982	41,846	0.0181	0.9819	25.50
66.5	2,167,735	44,352	0.0205	0.9795	25.04
67.5	2,082,890	26,948	0.0129	0.9871	24.52
68.5	2,023,298	67,522	0.0334	0.9666	24.21
69.5	1,937,890	31,837	0.0164	0.9836	23.40
70.5	1,594,088	26,393	0.0166	0.9834	23.02
71.5	1,476,965	28,367	0.0192	0.9808	22.63
72.5	1,412,347	14,732	0.0104	0.9896	22.20
73.5	1,385,505	11,282	0.0081	0.9919	21.97
74.5	1,363,899	8,544	0.0063	0.9937	21.79
75.5	1,355,359	9,815	0.0072	0.9928	21.65
76.5	1,332,256	10,460	0.0079	0.9921	21.50
77.5	1,306,235	18,275	0.0140	0.9860	21.33
78.5	685,523	25,039	0.0365	0.9635	21.03

AMEREN MISSOURI

ACCOUNT 368 LINE TRANSFORMERS

ORIGINAL LIFE TABLE, CONT.

PLACEMENT BAND 1895-2018			EXPERIENCE BAND 1922-2018			
AGE AT BEGIN OF INTERVAL	EXPOSURES AT BEGINNING OF AGE INTERVAL	RETIREMENTS DURING AGE INTERVAL	RETMT RATIO	SURV RATIO	PCT SURV BEGIN OF INTERVAL	
79.5	234,373	3,981	0.0170	0.9830	20.26	
80.5	218,580	5,428	0.0248	0.9752	19.92	
81.5	186,010	3,893	0.0209	0.9791	19.42	
82.5	168,855	5,515	0.0327	0.9673	19.02	
83.5	169,163	4,277	0.0253	0.9747	18.39	
84.5	161,540	849	0.0053	0.9947	17.93	
85.5	156,516	141	0.0009	0.9991	17.83	
86.5	148,782	868	0.0058	0.9942	17.82	
87.5	145,512		0.0000	1.0000	17.71	
88.5	141,136		0.0000	1.0000	17.71	
89.5	124,856	1,051	0.0084	0.9916	17.71	
90.5	97,147	187	0.0019	0.9981	17.57	
91.5	91,634		0.0000	1.0000	17.53	
92.5	82,659	1,151	0.0139	0.9861	17.53	
93.5	55,305	401	0.0072	0.9928	17.29	
94.5	54,277	291	0.0054	0.9946	17.16	
95.5	72,825	24,602	0.3378	0.6622	17.07	
96.5	47,138		0.0000	1.0000	11.30	
97.5	45,784	92	0.0020	0.9980	11.30	
98.5	36,731		0.0000	1.0000	11.28	
99.5	31,921		0.0000	1.0000	11.28	
100.5	24,547	64	0.0026	0.9974	11.28	
101.5	24,176	211	0.0087	0.9913	11.25	
102.5	21,140		0.0000	1.0000	11.15	
103.5	19,398		0.0000	1.0000	11.15	
104.5	16,733		0.0000	1.0000	11.15	
105.5	9,924		0.0000	1.0000	11.15	
106.5	8,173		0.0000	1.0000	11.15	
107.5	7,678		0.0000	1.0000	11.15	
108.5	7,407		0.0000	1.0000	11.15	
109.5	4,749		0.0000	1.0000	11.15	
110.5	4,428		0.0000	1.0000	11.15	
111.5	4,086		0.0000	1.0000	11.15	
112.5	2,797		0.0000	1.0000	11.15	
113.5	1,890		0.0000	1.0000	11.15	
114.5	1,239		0.0000	1.0000	11.15	
115.5	699		0.0000	1.0000	11.15	
116.5	395		0.0000	1.0000	11.15	
117.5	215		0.0000	1.0000	11.15	
118.5					11.15	

AMEREN MISSOURI

ACCOUNT 368 LINE TRANSFORMERS

ORIGINAL LIFE TABLE

PLACEMENT BAND 1900-2018			EXPERIENCE BAND 1989-2018		
AGE AT BEGIN OF INTERVAL	EXPOSURES AT BEGINNING OF AGE INTERVAL	RETIREMENTS DURING AGE INTERVAL	RETMT RATIO	SURV RATIO	PCT SURV BEGIN OF INTERVAL
0.0	418,343,732	26,122	0.0001	0.9999	100.00
0.5	402,606,639	194,478	0.0005	0.9995	99.99
1.5	395,133,530	449,878	0.0011	0.9989	99.95
2.5	391,511,669	810,083	0.0021	0.9979	99.83
3.5	383,220,618	790,402	0.0021	0.9979	99.63
4.5	378,775,330	663,755	0.0018	0.9982	99.42
5.5	366,045,301	589,383	0.0016	0.9984	99.25
6.5	356,005,215	1,078,745	0.0030	0.9970	99.09
7.5	345,767,141	879,337	0.0025	0.9975	98.79
8.5	340,282,553	682,421	0.0020	0.9980	98.53
9.5	334,240,207	1,121,058	0.0034	0.9966	98.34
10.5	318,426,534	889,642	0.0028	0.9972	98.01
11.5	304,479,471	814,944	0.0027	0.9973	97.73
12.5	293,556,198	1,293,979	0.0044	0.9956	97.47
13.5	282,190,063	1,402,731	0.0050	0.9950	97.04
14.5	276,094,344	1,724,576	0.0062	0.9938	96.56
15.5	268,375,388	1,937,599	0.0072	0.9928	95.96
16.5	262,351,806	1,959,740	0.0075	0.9925	95.26
17.5	252,663,308	1,872,454	0.0074	0.9926	94.55
18.5	244,020,767	1,885,799	0.0077	0.9923	93.85
19.5	237,207,647	1,818,896	0.0077	0.9923	93.13
20.5	229,670,960	1,887,218	0.0082	0.9918	92.41
21.5	217,733,564	1,820,597	0.0084	0.9916	91.65
22.5	206,907,909	2,108,086	0.0102	0.9898	90.89
23.5	196,972,979	2,189,609	0.0111	0.9889	89.96
24.5	187,959,766	2,496,557	0.0133	0.9867	88.96
25.5	178,617,319	3,168,937	0.0177	0.9823	87.78
26.5	169,395,292	2,955,887	0.0174	0.9826	86.22
27.5	160,728,428	3,514,364	0.0219	0.9781	84.72
28.5	151,927,951	2,865,639	0.0189	0.9811	82.86
29.5	143,656,366	2,699,453	0.0188	0.9812	81.30
30.5	135,528,809	2,481,236	0.0183	0.9817	79.77
31.5	128,603,106	2,370,642	0.0184	0.9816	78.31
32.5	121,466,407	2,620,700	0.0216	0.9784	76.87
33.5	115,394,635	2,754,848	0.0239	0.9761	75.21
34.5	104,992,992	4,142,669	0.0395	0.9605	73.42
35.5	97,930,138	3,852,965	0.0393	0.9607	70.52
36.5	90,300,823	3,070,785	0.0340	0.9660	67.74
37.5	83,637,008	3,737,318	0.0447	0.9553	65.44
38.5	76,238,248	3,430,878	0.0450	0.9550	62.52

AMEREN MISSOURI

ACCOUNT 368 LINE TRANSFORMERS

ORIGINAL LIFE TABLE, CONT.

PLACEMENT BAND 1900-2018			EXPERIENCE BAND 1989-2018		
AGE AT BEGIN OF INTERVAL	EXPOSURES AT BEGINNING OF AGE INTERVAL	RETIREMENTS DURING AGE INTERVAL	RETMT RATIO	SURV RATIO	PCT SURV BEGIN OF INTERVAL
39.5	68,020,458	3,343,393	0.0492	0.9508	59.70
40.5	60,150,961	3,030,805	0.0504	0.9496	56.77
41.5	53,367,866	3,402,783	0.0638	0.9362	53.91
42.5	47,165,982	1,783,520	0.0378	0.9622	50.47
43.5	43,544,749	1,556,803	0.0358	0.9642	48.56
44.5	38,737,721	1,323,619	0.0342	0.9658	46.83
45.5	34,566,088	1,291,788	0.0374	0.9626	45.23
46.5	30,861,054	1,907,158	0.0618	0.9382	43.54
47.5	26,373,940	1,357,389	0.0515	0.9485	40.85
48.5	23,669,696	1,068,949	0.0452	0.9548	38.74
49.5	21,082,985	745,746	0.0354	0.9646	36.99
50.5	18,371,900	516,377	0.0281	0.9719	35.69
51.5	15,294,628	381,124	0.0249	0.9751	34.68
52.5	13,179,263	260,828	0.0198	0.9802	33.82
53.5	12,002,972	221,453	0.0184	0.9816	33.15
54.5	10,682,488	200,872	0.0188	0.9812	32.54
55.5	9,791,770	245,631	0.0251	0.9749	31.93
56.5	8,983,421	210,283	0.0234	0.9766	31.12
57.5	8,352,664	146,400	0.0175	0.9825	30.40
58.5	7,583,224	96,886	0.0128	0.9872	29.86
59.5	7,046,144	114,459	0.0162	0.9838	29.48
60.5	6,528,024	106,477	0.0163	0.9837	29.00
61.5	5,625,019	76,823	0.0137	0.9863	28.53
62.5	4,368,243	40,484	0.0093	0.9907	28.14
63.5	2,962,919	17,383	0.0059	0.9941	27.88
64.5	2,510,295	22,984	0.0092	0.9908	27.72
65.5	2,192,852	37,350	0.0170	0.9830	27.46
66.5	2,052,858	40,331	0.0196	0.9804	26.99
67.5	1,975,431	22,569	0.0114	0.9886	26.46
68.5	1,937,997	62,040	0.0320	0.9680	26.16
69.5	1,865,542	28,120	0.0151	0.9849	25.32
70.5	1,536,290	24,442	0.0159	0.9841	24.94
71.5	1,422,890	24,257	0.0170	0.9830	24.55
72.5	1,371,373	13,232	0.0096	0.9904	24.13
73.5	1,349,893	9,631	0.0071	0.9929	23.89
74.5	1,334,996	7,346	0.0055	0.9945	23.72
75.5	1,339,940	8,403	0.0063	0.9937	23.59
76.5	1,320,403	10,051	0.0076	0.9924	23.45
77.5	1,295,723	17,961	0.0139	0.9861	23.27
78.5	675,595	24,794	0.0367	0.9633	22.94

AMEREN MISSOURI

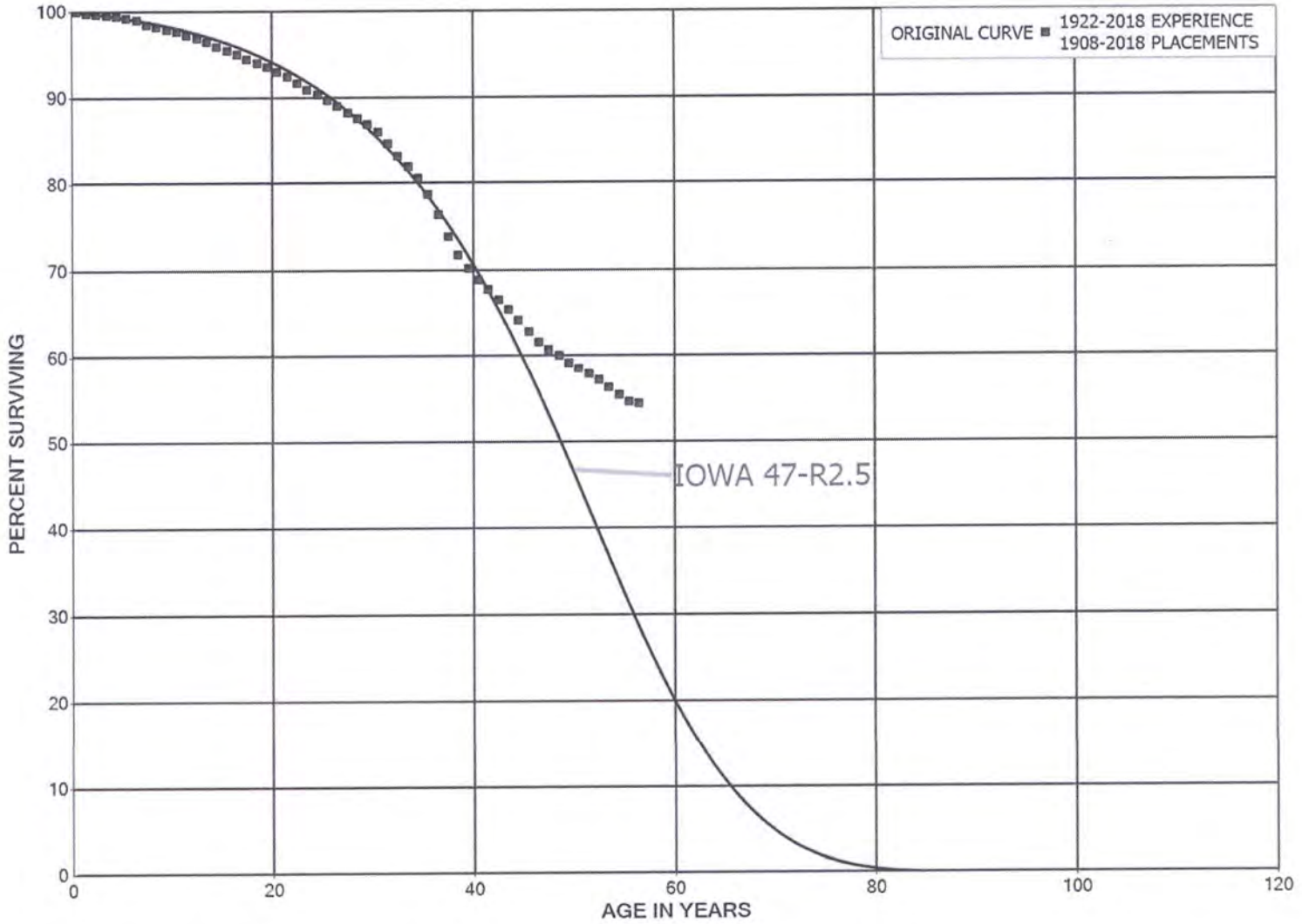
ACCOUNT 368 LINE TRANSFORMERS

ORIGINAL LIFE TABLE, CONT.

PLACEMENT BAND 1900-2018			EXPERIENCE BAND 1989-2018			
AGE AT BEGIN OF INTERVAL	EXPOSURES AT BEGINNING OF AGE INTERVAL	RETIREMENTS DURING AGE INTERVAL	RETMT RATIO	SURV RATIO	PCT SURV BEGIN OF INTERVAL	
79.5	227,870	3,916	0.0172	0.9828	22.10	
80.5	212,463	5,428	0.0255	0.9745	21.72	
81.5	180,235	3,385	0.0188	0.9812	21.17	
82.5	165,302	5,260	0.0318	0.9682	20.77	
83.5	166,772	4,213	0.0253	0.9747	20.11	
84.5	159,864	849	0.0053	0.9947	19.60	
85.5	155,567	141	0.0009	0.9991	19.50	
86.5	148,136	868	0.0059	0.9941	19.48	
87.5	145,109		0.0000	1.0000	19.36	
88.5	141,136		0.0000	1.0000	19.36	
89.5	124,856	1,051	0.0084	0.9916	19.36	
90.5	97,147	187	0.0019	0.9981	19.20	
91.5	91,634		0.0000	1.0000	19.16	
92.5	82,659	1,151	0.0139	0.9861	19.16	
93.5	55,305	401	0.0072	0.9928	18.90	
94.5	54,277	291	0.0054	0.9946	18.76	
95.5	72,825	24,602	0.3378	0.6622	18.66	
96.5	47,138		0.0000	1.0000	12.36	
97.5	45,784	92	0.0020	0.9980	12.36	
98.5	36,731		0.0000	1.0000	12.33	
99.5	31,921		0.0000	1.0000	12.33	
100.5	24,547	64	0.0026	0.9974	12.33	
101.5	24,176	211	0.0087	0.9913	12.30	
102.5	21,140		0.0000	1.0000	12.19	
103.5	19,398		0.0000	1.0000	12.19	
104.5	16,733		0.0000	1.0000	12.19	
105.5	9,924		0.0000	1.0000	12.19	
106.5	8,173		0.0000	1.0000	12.19	
107.5	7,678		0.0000	1.0000	12.19	
108.5	7,407		0.0000	1.0000	12.19	
109.5	4,749		0.0000	1.0000	12.19	
110.5	4,428		0.0000	1.0000	12.19	
111.5	4,086		0.0000	1.0000	12.19	
112.5	2,797		0.0000	1.0000	12.19	
113.5	1,890		0.0000	1.0000	12.19	
114.5	1,239		0.0000	1.0000	12.19	
115.5	699		0.0000	1.0000	12.19	
116.5	395		0.0000	1.0000	12.19	
117.5	215		0.0000	1.0000	12.19	
118.5					12.19	



AMEREN MISSOURI
ACCOUNT 369.1 OVERHEAD SERVICES
ORIGINAL AND SMOOTH SURVIVOR CURVES



AMEREN MISSOURI

ACCOUNT 369.1 OVERHEAD SERVICES

ORIGINAL LIFE TABLE

PLACEMENT BAND 1908-2018			EXPERIENCE BAND 1922-2018		
AGE AT BEGIN OF INTERVAL	EXPOSURES AT BEGINNING OF AGE INTERVAL	RETIREMENTS DURING AGE INTERVAL	RETMT RATIO	SURV RATIO	PCT SURV BEGIN OF INTERVAL
0.0	228,173,935	213,445	0.0009	0.9991	100.00
0.5	222,849,406	283,003	0.0013	0.9987	99.91
1.5	217,938,208	272,769	0.0013	0.9987	99.78
2.5	211,860,711	248,834	0.0012	0.9988	99.65
3.5	207,214,712	335,416	0.0016	0.9984	99.54
4.5	203,167,035	320,291	0.0016	0.9984	99.38
5.5	196,203,140	518,874	0.0026	0.9974	99.22
6.5	193,331,585	1,001,069	0.0052	0.9948	98.96
7.5	184,883,198	568,633	0.0031	0.9969	98.45
8.5	180,446,427	475,829	0.0026	0.9974	98.14
9.5	173,083,932	484,095	0.0028	0.9972	97.88
10.5	164,103,931	692,256	0.0042	0.9958	97.61
11.5	155,502,516	552,771	0.0036	0.9964	97.20
12.5	141,537,343	694,486	0.0049	0.9951	96.85
13.5	136,687,154	712,430	0.0052	0.9948	96.38
14.5	132,131,660	638,791	0.0048	0.9952	95.87
15.5	127,459,837	598,049	0.0047	0.9953	95.41
16.5	123,903,788	690,289	0.0056	0.9944	94.96
17.5	119,538,992	583,903	0.0049	0.9951	94.43
18.5	115,719,166	631,010	0.0055	0.9945	93.97
19.5	111,575,841	639,937	0.0057	0.9943	93.46
20.5	107,043,237	661,355	0.0062	0.9938	92.92
21.5	101,178,202	766,986	0.0076	0.9924	92.35
22.5	96,083,097	810,163	0.0084	0.9916	91.65
23.5	90,485,963	603,849	0.0067	0.9933	90.88
24.5	88,753,052	601,666	0.0068	0.9932	90.27
25.5	83,627,488	628,634	0.0075	0.9925	89.66
26.5	79,531,608	680,572	0.0086	0.9914	88.99
27.5	75,000,644	633,580	0.0084	0.9916	88.22
28.5	70,278,438	540,193	0.0077	0.9923	87.48
29.5	65,702,205	619,234	0.0094	0.9906	86.81
30.5	61,102,100	989,067	0.0162	0.9838	85.99
31.5	56,146,771	926,189	0.0165	0.9835	84.60
32.5	51,668,323	785,233	0.0152	0.9848	83.20
33.5	46,893,320	772,591	0.0165	0.9835	81.94
34.5	42,744,070	998,075	0.0234	0.9766	80.59
35.5	38,853,938	1,115,857	0.0287	0.9713	78.70
36.5	35,006,212	1,211,011	0.0346	0.9654	76.44
37.5	31,109,227	889,601	0.0286	0.9714	73.80
38.5	27,567,821	576,753	0.0209	0.9791	71.69

AMEREN MISSOURI

ACCOUNT 369.1 OVERHEAD SERVICES

ORIGINAL LIFE TABLE, CONT.

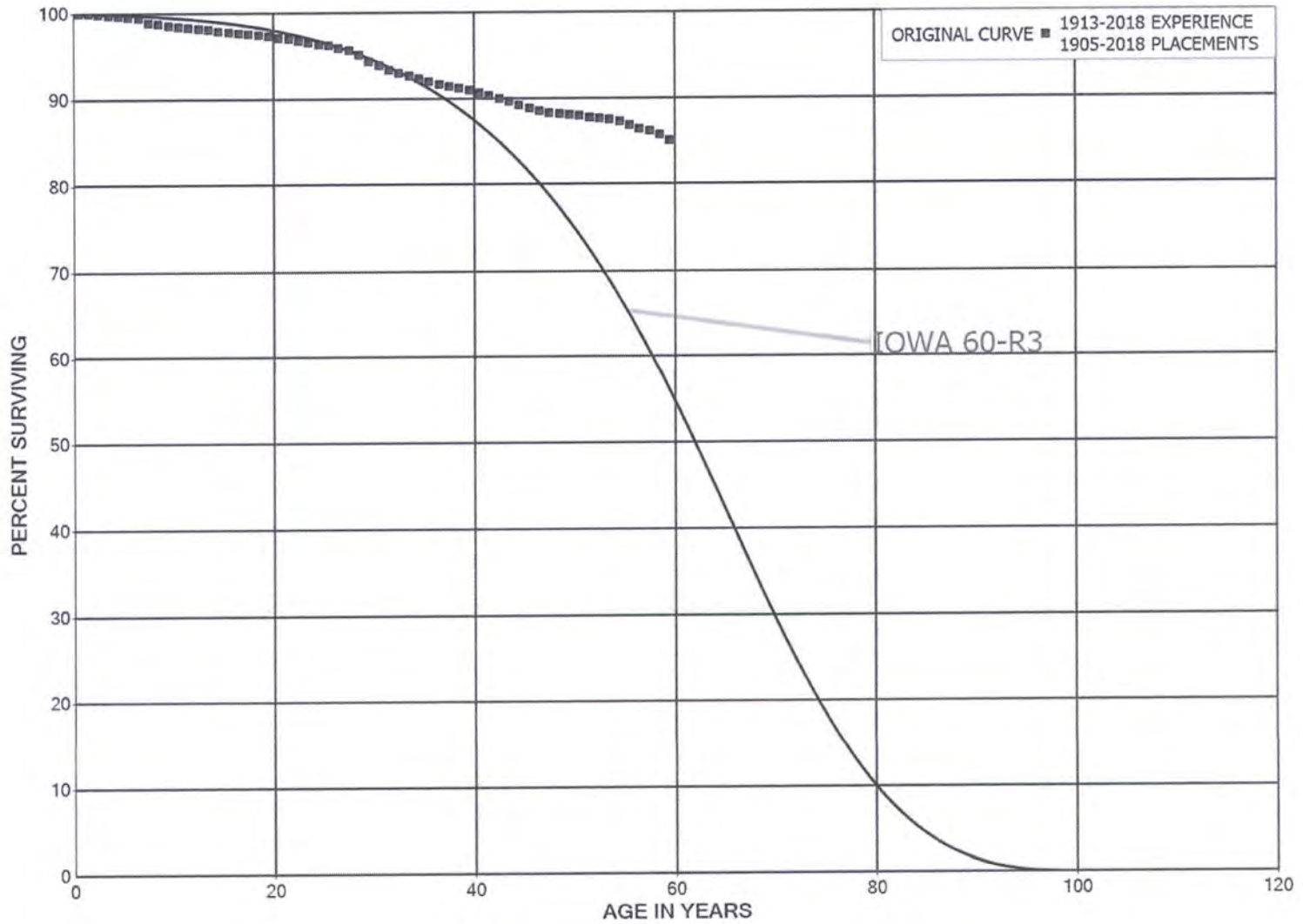
PLACEMENT BAND 1908-2018			EXPERIENCE BAND 1922-2018		
AGE AT BEGIN OF INTERVAL	EXPOSURES AT BEGINNING OF AGE INTERVAL	RETIREMENTS DURING AGE INTERVAL	RETMT RATIO	SURV RATIO	PCT SURV BEGIN OF INTERVAL
39.5	24,732,648	463,347	0.0187	0.9813	70.19
40.5	22,169,745	381,535	0.0172	0.9828	68.87
41.5	20,034,670	335,308	0.0167	0.9833	67.69
42.5	17,738,680	309,890	0.0175	0.9825	66.56
43.5	15,508,831	283,350	0.0183	0.9817	65.39
44.5	13,659,882	283,131	0.0207	0.9793	64.20
45.5	11,607,311	233,763	0.0201	0.9799	62.87
46.5	9,930,061	140,664	0.0142	0.9858	61.60
47.5	8,280,033	93,708	0.0113	0.9887	60.73
48.5	7,254,865	105,328	0.0145	0.9855	60.04
49.5	6,236,050	74,284	0.0119	0.9881	59.17
50.5	5,236,051	60,370	0.0115	0.9885	58.47
51.5	4,405,992	45,133	0.0102	0.9898	57.79
52.5	3,498,510	57,169	0.0163	0.9837	57.20
53.5	2,881,420	44,162	0.0153	0.9847	56.26
54.5	2,781,456	37,029	0.0133	0.9867	55.40
55.5	2,698,984	13,628	0.0050	0.9950	54.67
56.5	2,608,388	3,633	0.0014	0.9986	54.39
57.5	2,539,639	2,251	0.0009	0.9991	54.31
58.5	2,393,845	1,362	0.0006	0.9994	54.27
59.5	2,326,373	1,486	0.0006	0.9994	54.23
60.5	2,244,178	1,443	0.0006	0.9994	54.20
61.5	2,191,968	1,339	0.0006	0.9994	54.16
62.5	2,123,375	1,294	0.0006	0.9994	54.13
63.5	2,047,139	1,205	0.0006	0.9994	54.10
64.5	1,820,821	708	0.0004	0.9996	54.07
65.5	1,617,780	933	0.0006	0.9994	54.05
66.5	1,394,237	38	0.0000	1.0000	54.01
67.5	1,251,023	45	0.0000	1.0000	54.01
68.5	1,148,264	54	0.0000	1.0000	54.01
69.5	1,052,520	412	0.0004	0.9996	54.01
70.5	950,891	45	0.0000	1.0000	53.99
71.5	843,727	61	0.0001	0.9999	53.99
72.5	800,699	74	0.0001	0.9999	53.98
73.5	757,841	47	0.0001	0.9999	53.98
74.5	705,141	147	0.0002	0.9998	53.97
75.5	628,327	339	0.0005	0.9995	53.96
76.5	549,959	118	0.0002	0.9998	53.93
77.5	430,469	102	0.0002	0.9998	53.92
78.5	320,470	117	0.0004	0.9996	53.91

AMEREN MISSOURI
ACCOUNT 369.1 OVERHEAD SERVICES
ORIGINAL LIFE TABLE, CONT.

PLACEMENT BAND 1908-2018			EXPERIENCE BAND 1922-2018			
AGE AT BEGIN OF INTERVAL	EXPOSURES AT BEGINNING OF AGE INTERVAL	RETIREMENTS DURING AGE INTERVAL	RETMT RATIO	SURV RATIO	PCT SURV BEGIN OF INTERVAL	
79.5	272,888	46	0.0002	0.9998	53.89	
80.5	256,141	27	0.0001	0.9999	53.88	
81.5	194,816	49	0.0003	0.9997	53.87	
82.5	182,363	7	0.0000	1.0000	53.86	
83.5	169,829	12	0.0001	0.9999	53.86	
84.5	157,492	5	0.0000	1.0000	53.85	
85.5	145,859	1	0.0000	1.0000	53.85	
86.5	130,237	1	0.0000	1.0000	53.85	
87.5	100,384	1	0.0000	1.0000	53.85	
88.5	61,758	3	0.0000	1.0000	53.85	
89.5	30,971	0	0.0000	1.0000	53.85	
90.5	26,498		0.0000	1.0000	53.85	
91.5	22,598		0.0000	1.0000	53.85	
92.5	19,727		0.0000	1.0000	53.85	
93.5	3,215		0.0000	1.0000	53.85	
94.5	3,084		0.0000	1.0000	53.85	
95.5	1,011		0.0000	1.0000	53.85	
96.5	727		0.0000	1.0000	53.85	
97.5	527		0.0000	1.0000	53.85	
98.5	330		0.0000	1.0000	53.85	
99.5					53.85	



AMEREN MISSOURI
ACCOUNT 369.2 UNDERGROUND SERVICES
ORIGINAL AND SMOOTH SURVIVOR CURVES



AMEREN MISSOURI

ACCOUNT 369.2 UNDERGROUND SERVICES

ORIGINAL LIFE TABLE

PLACEMENT BAND 1905-2018			EXPERIENCE BAND 1913-2018		
AGE AT BEGIN OF INTERVAL	EXPOSURES AT BEGINNING OF AGE INTERVAL	RETIREMENTS DURING AGE INTERVAL	RETMT RATIO	SURV RATIO	PCT SURV BEGIN OF INTERVAL
0.0	179,386,994	24,174	0.0001	0.9999	100.00
0.5	177,851,637	159,757	0.0009	0.9991	99.99
1.5	173,463,342	122,068	0.0007	0.9993	99.90
2.5	167,654,967	179,312	0.0011	0.9989	99.83
3.5	162,457,516	152,043	0.0009	0.9991	99.72
4.5	157,593,546	197,918	0.0013	0.9987	99.63
5.5	153,172,379	158,403	0.0010	0.9990	99.50
6.5	148,760,980	816,651	0.0055	0.9945	99.40
7.5	146,569,367	174,857	0.0012	0.9988	98.85
8.5	142,475,932	317,420	0.0022	0.9978	98.73
9.5	138,100,137	202,853	0.0015	0.9985	98.51
10.5	131,061,454	139,142	0.0011	0.9989	98.37
11.5	128,572,779	184,717	0.0014	0.9986	98.27
12.5	122,239,996	129,634	0.0011	0.9989	98.12
13.5	117,749,909	188,821	0.0016	0.9984	98.02
14.5	112,414,055	127,772	0.0011	0.9989	97.86
15.5	107,448,695	134,739	0.0013	0.9987	97.75
16.5	103,556,165	135,529	0.0013	0.9987	97.63
17.5	100,553,281	115,304	0.0011	0.9989	97.50
18.5	97,200,485	139,989	0.0014	0.9986	97.39
19.5	93,062,100	144,135	0.0015	0.9985	97.25
20.5	90,268,708	176,455	0.0020	0.9980	97.10
21.5	86,295,784	191,320	0.0022	0.9978	96.91
22.5	81,764,488	150,054	0.0018	0.9982	96.69
23.5	77,392,661	173,991	0.0022	0.9978	96.52
24.5	72,580,137	135,237	0.0019	0.9981	96.30
25.5	68,657,259	181,092	0.0026	0.9974	96.12
26.5	64,692,850	202,032	0.0031	0.9969	95.87
27.5	61,640,991	341,344	0.0055	0.9945	95.57
28.5	58,651,769	497,364	0.0085	0.9915	95.04
29.5	56,374,200	255,066	0.0045	0.9955	94.23
30.5	54,205,109	299,413	0.0055	0.9945	93.81
31.5	52,009,846	208,231	0.0040	0.9960	93.29
32.5	48,613,013	157,730	0.0032	0.9968	92.91
33.5	45,788,016	173,593	0.0038	0.9962	92.61
34.5	42,077,600	145,627	0.0035	0.9965	92.26
35.5	37,637,571	112,019	0.0030	0.9970	91.94
36.5	35,404,165	97,361	0.0027	0.9973	91.67
37.5	32,692,296	95,539	0.0029	0.9971	91.42
38.5	29,816,957	83,876	0.0028	0.9972	91.15

AMEREN MISSOURI

ACCOUNT 369.2 UNDERGROUND SERVICES

ORIGINAL LIFE TABLE, CONT.

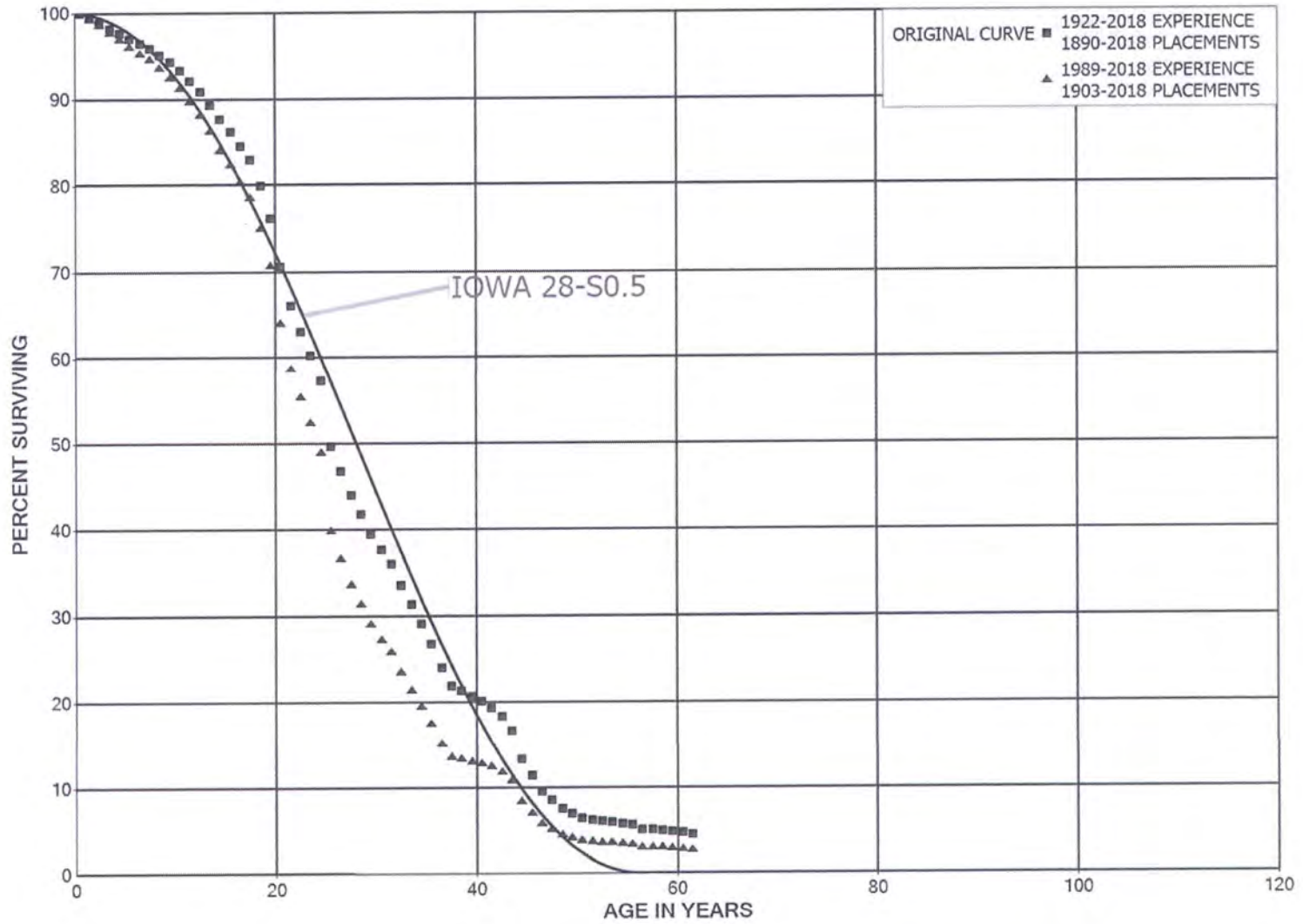
PLACEMENT BAND 1905-2018			EXPERIENCE BAND 1913-2018		
AGE AT BEGIN OF INTERVAL	EXPOSURES AT BEGINNING OF AGE INTERVAL	RETIREMENTS DURING AGE INTERVAL	RETMT RATIO	SURV RATIO	PCT SURV BEGIN OF INTERVAL
39.5	25,874,378	79,924	0.0031	0.9969	90.89
40.5	21,432,542	73,168	0.0034	0.9966	90.61
41.5	17,955,506	68,322	0.0038	0.9962	90.30
42.5	15,237,861	64,246	0.0042	0.9958	89.96
43.5	13,107,526	55,830	0.0043	0.9957	89.58
44.5	10,767,959	48,762	0.0045	0.9955	89.20
45.5	8,462,715	23,494	0.0028	0.9972	88.79
46.5	6,774,888	20,655	0.0030	0.9970	88.55
47.5	5,510,004	8,631	0.0016	0.9984	88.28
48.5	4,977,781	5,281	0.0011	0.9989	88.14
49.5	4,392,619	6,967	0.0016	0.9984	88.05
50.5	3,703,806	6,098	0.0016	0.9984	87.91
51.5	3,274,941	3,575	0.0011	0.9989	87.76
52.5	2,596,276	3,309	0.0013	0.9987	87.67
53.5	1,843,677	6,773	0.0037	0.9963	87.55
54.5	1,535,201	7,074	0.0046	0.9954	87.23
55.5	1,372,824	6,171	0.0045	0.9955	86.83
56.5	1,272,569	4,286	0.0034	0.9966	86.44
57.5	1,183,996	6,191	0.0052	0.9948	86.15
58.5	1,101,138	7,946	0.0072	0.9928	85.70
59.5	1,010,993	7,243	0.0072	0.9928	85.08
60.5	934,218	7,707	0.0082	0.9918	84.47
61.5	846,857	6,220	0.0073	0.9927	83.77
62.5	782,706	2,929	0.0037	0.9963	83.16
63.5	678,846	4,257	0.0063	0.9937	82.85
64.5	622,446	1,771	0.0028	0.9972	82.33
65.5	578,690	2,621	0.0045	0.9955	82.09
66.5	531,830	2,951	0.0055	0.9945	81.72
67.5	498,995	617	0.0012	0.9988	81.27
68.5	467,265	1,910	0.0041	0.9959	81.17
69.5	428,399	1,336	0.0031	0.9969	80.84
70.5	392,839	3,925	0.0100	0.9900	80.58
71.5	360,286	2,089	0.0058	0.9942	79.78
72.5	332,641	1,675	0.0050	0.9950	79.32
73.5	317,008	607	0.0019	0.9981	78.92
74.5	309,940	5,224	0.0169	0.9831	78.77
75.5	299,678	326	0.0011	0.9989	77.44
76.5	286,372	1,283	0.0045	0.9955	77.35
77.5	269,879	227	0.0008	0.9992	77.01
78.5	247,700	208	0.0008	0.9992	76.94

AMEREN MISSOURI
ACCOUNT 369.2 UNDERGROUND SERVICES
ORIGINAL LIFE TABLE, CONT.

PLACEMENT BAND 1905-2018			EXPERIENCE BAND 1913-2018		
AGE AT BEGIN OF INTERVAL	EXPOSURES AT BEGINNING OF AGE INTERVAL	RETIREMENTS DURING AGE INTERVAL	RETMT RATIO	SURV RATIO	PCT SURV BEGIN OF INTERVAL
79.5	232,105	195	0.0008	0.9992	76.88
80.5	225,265	1,070	0.0047	0.9953	76.81
81.5	205,241	21	0.0001	0.9999	76.45
82.5	190,257	109	0.0006	0.9994	76.44
83.5	182,722	427	0.0023	0.9977	76.40
84.5	174,909	1,071	0.0061	0.9939	76.22
85.5	164,353	306	0.0019	0.9981	75.75
86.5	156,707	197	0.0013	0.9987	75.61
87.5	141,901	1,273	0.0090	0.9910	75.52
88.5	120,635	594	0.0049	0.9951	74.84
89.5	99,305	59	0.0006	0.9994	74.47
90.5	76,821	2	0.0000	1.0000	74.43
91.5	66,290	14	0.0002	0.9998	74.42
92.5	53,952		0.0000	1.0000	74.41
93.5	43,983		0.0000	1.0000	74.41
94.5	41,695		0.0000	1.0000	74.41
95.5	39,130		0.0000	1.0000	74.41
96.5	37,524		0.0000	1.0000	74.41
97.5	33,983		0.0000	1.0000	74.41
98.5	30,074		0.0000	1.0000	74.41
99.5	27,742		0.0000	1.0000	74.41
100.5	25,700		0.0000	1.0000	74.41
101.5	17,816		0.0000	1.0000	74.41
102.5	15,792		0.0000	1.0000	74.41
103.5	469		0.0000	1.0000	74.41
104.5	469		0.0000	1.0000	74.41
105.5	469		0.0000	1.0000	74.41
106.5	469		0.0000	1.0000	74.41
107.5					74.41



AMEREN MISSOURI
ACCOUNT 370 METERS
ORIGINAL AND SMOOTH SURVIVOR CURVES



AMEREN MISSOURI

ACCOUNT 370 METERS

ORIGINAL LIFE TABLE

PLACEMENT BAND 1890-2018

EXPERIENCE BAND 1922-2018

AGE AT BEGIN OF INTERVAL	EXPOSURES AT BEGINNING OF AGE INTERVAL	RETIREMENTS DURING AGE INTERVAL	RETMT RATIO	SURV RATIO	PCT SURV BEGIN OF INTERVAL
0.0	212,734,693	72,046	0.0003	0.9997	100.00
0.5	209,909,288	1,154,826	0.0055	0.9945	99.97
1.5	202,723,581	1,239,733	0.0061	0.9939	99.42
2.5	200,623,122	1,214,280	0.0061	0.9939	98.81
3.5	197,255,536	1,161,496	0.0059	0.9941	98.21
4.5	193,749,818	1,255,784	0.0065	0.9935	97.63
5.5	191,374,030	1,173,623	0.0061	0.9939	97.00
6.5	188,130,244	1,077,529	0.0057	0.9943	96.40
7.5	184,844,941	1,433,192	0.0078	0.9922	95.85
8.5	179,695,322	1,657,121	0.0092	0.9908	95.11
9.5	172,533,233	1,689,977	0.0098	0.9902	94.23
10.5	169,088,573	2,221,502	0.0131	0.9869	93.31
11.5	164,364,552	2,260,001	0.0137	0.9863	92.08
12.5	158,669,317	2,605,262	0.0164	0.9836	90.82
13.5	153,910,488	2,957,147	0.0192	0.9808	89.33
14.5	148,988,352	2,380,574	0.0160	0.9840	87.61
15.5	145,156,524	2,919,925	0.0201	0.9799	86.21
16.5	131,218,331	2,407,850	0.0183	0.9817	84.48
17.5	128,692,259	4,656,251	0.0362	0.9638	82.93
18.5	118,420,032	5,517,861	0.0466	0.9534	79.92
19.5	108,186,604	7,942,135	0.0734	0.9266	76.20
20.5	95,315,829	6,196,958	0.0650	0.9350	70.61
21.5	83,556,383	3,731,030	0.0447	0.9553	66.02
22.5	74,961,342	3,308,971	0.0441	0.9559	63.07
23.5	68,456,037	3,448,553	0.0504	0.9496	60.28
24.5	62,447,875	8,318,939	0.1332	0.8668	57.25
25.5	52,034,365	3,088,370	0.0594	0.9406	49.62
26.5	46,792,312	2,758,775	0.0590	0.9410	46.68
27.5	42,374,071	2,112,744	0.0499	0.9501	43.92
28.5	38,461,151	2,115,843	0.0550	0.9450	41.73
29.5	34,776,299	1,618,506	0.0465	0.9535	39.44
30.5	31,628,926	1,357,602	0.0429	0.9571	37.60
31.5	28,672,356	1,972,738	0.0688	0.9312	35.99
32.5	24,903,195	1,657,812	0.0666	0.9334	33.51
33.5	21,545,774	1,513,629	0.0703	0.9297	31.28
34.5	19,804,916	1,577,682	0.0797	0.9203	29.08
35.5	18,030,873	1,873,626	0.1039	0.8961	26.77
36.5	16,008,402	1,417,988	0.0886	0.9114	23.99
37.5	14,401,189	391,416	0.0272	0.9728	21.86
38.5	13,795,296	393,916	0.0286	0.9714	21.27

AMEREN MISSOURI

ACCOUNT 370 METERS

ORIGINAL LIFE TABLE, CONT.

PLACEMENT BAND 1890-2018			EXPERIENCE BAND 1922-2018		
AGE AT BEGIN OF INTERVAL	EXPOSURES AT BEGINNING OF AGE INTERVAL	RETIREMENTS DURING AGE INTERVAL	RETMT RATIO	SURV RATIO	PCT SURV BEGIN OF INTERVAL
39.5	13,225,228	412,169	0.0312	0.9688	20.66
40.5	12,619,310	443,041	0.0351	0.9649	20.02
41.5	12,035,985	636,327	0.0529	0.9471	19.31
42.5	11,201,237	995,748	0.0889	0.9111	18.29
43.5	10,057,925	2,056,091	0.2044	0.7956	16.67
44.5	7,952,773	1,143,752	0.1438	0.8562	13.26
45.5	6,632,803	1,057,156	0.1594	0.8406	11.35
46.5	5,323,766	607,927	0.1142	0.8858	9.54
47.5	4,709,012	543,754	0.1155	0.8845	8.45
48.5	4,012,794	279,183	0.0696	0.9304	7.48
49.5	3,566,754	300,173	0.0842	0.9158	6.96
50.5	3,205,493	111,184	0.0347	0.9653	6.37
51.5	2,950,814	52,827	0.0179	0.9821	6.15
52.5	2,762,289	42,440	0.0154	0.9846	6.04
53.5	2,587,651	100,093	0.0387	0.9613	5.95
54.5	2,395,552	48,024	0.0200	0.9800	5.72
55.5	2,236,664	193,438	0.0865	0.9135	5.60
56.5	2,055,213	30,940	0.0151	0.9849	5.12
57.5	1,929,311	20,372	0.0106	0.9894	5.04
58.5	1,835,775	58,268	0.0317	0.9683	4.99
59.5	1,639,600	44,799	0.0273	0.9727	4.83
60.5	1,335,025	43,507	0.0326	0.9674	4.70
61.5	1,295,075	98,056	0.0757	0.9243	4.54
62.5	1,093,322	56,354	0.0515	0.9485	4.20
63.5	979,817	47,174	0.0481	0.9519	3.98
64.5	862,696	72,846	0.0844	0.9156	3.79
65.5	722,753	33,064	0.0457	0.9543	3.47
66.5	630,214	14,212	0.0226	0.9774	3.31
67.5	579,840	12,879	0.0222	0.9778	3.24
68.5	529,085	13,919	0.0263	0.9737	3.17
69.5	468,150	9,157	0.0196	0.9804	3.08
70.5	414,777	6,330	0.0153	0.9847	3.02
71.5	359,244	6,215	0.0173	0.9827	2.98
72.5	320,955	11,584	0.0361	0.9639	2.93
73.5	302,563	13,418	0.0443	0.9557	2.82
74.5	267,518	9,105	0.0340	0.9660	2.69
75.5	251,540	6,186	0.0246	0.9754	2.60
76.5	233,913	4,700	0.0201	0.9799	2.54
77.5	156,749	17,198	0.1097	0.8903	2.49
78.5	116,142	2,315	0.0199	0.9801	2.21

AMEREN MISSOURI

ACCOUNT 370 METERS

ORIGINAL LIFE TABLE, CONT.

PLACEMENT BAND 1890-2018			EXPERIENCE BAND 1922-2018			
AGE AT BEGIN OF INTERVAL	EXPOSURES AT BEGINNING OF AGE INTERVAL	RETIREMENTS DURING AGE INTERVAL	RETMT RATIO	SURV RATIO	PCT SURV BEGIN OF INTERVAL	
79.5	101,275	1,609	0.0159	0.9841	2.17	
80.5	84,171	6,547	0.0778	0.9222	2.14	
81.5	54,727	1,976	0.0361	0.9639	1.97	
82.5	197,872	150,807	0.7621	0.2379	1.90	
83.5	192,425	149,556	0.7772	0.2228	0.45	
84.5	187,959	151,271	0.8048	0.1952	0.10	
85.5	183,880	149,442	0.8127	0.1873	0.02	
86.5	180,626	150,541	0.8334	0.1666	0.00	
87.5	26,806	3,807	0.1420	0.8580	0.00	
88.5	19,074	2,951	0.1547	0.8453	0.00	
89.5	15,190	392	0.0258	0.9742	0.00	
90.5	12,707	401	0.0315	0.9685	0.00	
91.5	10,326	384	0.0372	0.9628	0.00	
92.5	9,526	336	0.0353	0.9647	0.00	
93.5	6,303	768	0.1219	0.8781	0.00	
94.5	4,630	295	0.0637	0.9363	0.00	
95.5	3,539	241	0.0680	0.9320	0.00	
96.5	3,298	280	0.0848	0.9152	0.00	
97.5	698	67	0.0961	0.9039	0.00	
98.5	192		0.0000	1.0000	0.00	
99.5	23		0.0000	1.0000	0.00	
100.5	23		0.0000	1.0000	0.00	
101.5	23		0.0000	1.0000	0.00	
102.5	23		0.0000	1.0000	0.00	
103.5	23		0.0000	1.0000	0.00	
104.5	23		0.0000	1.0000	0.00	
105.5					0.00	

AMEREN MISSOURI

ACCOUNT 370 METERS

ORIGINAL LIFE TABLE

PLACEMENT BAND 1903-2018

EXPERIENCE BAND 1989-2018

AGE AT BEGIN OF INTERVAL	EXPOSURES AT BEGINNING OF AGE INTERVAL	RETIREMENTS DURING AGE INTERVAL	RETMT RATIO	SURV RATIO	PCT SURV BEGIN OF INTERVAL
0.0	127,267,159	25,824	0.0002	0.9998	100.00
0.5	127,266,474	1,045,129	0.0082	0.9918	99.98
1.5	123,340,781	867,847	0.0070	0.9930	99.16
2.5	126,030,221	1,048,427	0.0083	0.9917	98.46
3.5	126,504,282	1,042,694	0.0082	0.9918	97.64
4.5	127,093,231	1,140,136	0.0090	0.9910	96.84
5.5	128,354,152	1,037,908	0.0081	0.9919	95.97
6.5	127,108,762	946,486	0.0074	0.9926	95.19
7.5	126,580,397	1,299,513	0.0103	0.9897	94.48
8.5	123,989,183	1,537,356	0.0124	0.9876	93.51
9.5	119,733,629	1,555,763	0.0130	0.9870	92.35
10.5	119,328,086	2,049,271	0.0172	0.9828	91.15
11.5	116,480,227	2,050,414	0.0176	0.9824	89.59
12.5	112,682,718	2,394,984	0.0213	0.9787	88.01
13.5	109,800,757	2,777,526	0.0253	0.9747	86.14
14.5	111,087,375	2,186,063	0.0197	0.9803	83.96
15.5	109,319,308	2,705,002	0.0247	0.9753	82.31
16.5	97,557,241	2,174,985	0.0223	0.9777	80.27
17.5	97,042,287	4,347,632	0.0448	0.9552	78.48
18.5	88,149,648	5,097,141	0.0578	0.9422	74.97
19.5	79,682,367	7,471,737	0.0938	0.9062	70.63
20.5	68,444,755	5,721,936	0.0836	0.9164	64.01
21.5	58,237,661	3,304,370	0.0567	0.9433	58.66
22.5	51,268,295	2,846,759	0.0555	0.9445	55.33
23.5	46,556,807	3,043,510	0.0654	0.9346	52.26
24.5	42,136,679	7,898,668	0.1875	0.8125	48.84
25.5	33,463,002	2,724,721	0.0814	0.9186	39.69
26.5	29,933,878	2,440,814	0.0815	0.9185	36.45
27.5	27,312,828	1,818,762	0.0666	0.9334	33.48
28.5	25,144,151	1,853,627	0.0737	0.9263	31.25
29.5	23,000,243	1,377,119	0.0599	0.9401	28.95
30.5	20,711,299	1,132,218	0.0547	0.9453	27.22
31.5	18,949,906	1,734,975	0.0916	0.9084	25.73
32.5	16,366,097	1,423,156	0.0870	0.9130	23.37
33.5	14,091,796	1,280,430	0.0909	0.9091	21.34
34.5	13,528,222	1,370,861	0.1013	0.8987	19.40
35.5	12,486,092	1,664,062	0.1333	0.8667	17.43
36.5	11,226,224	1,212,143	0.1080	0.8920	15.11
37.5	10,279,842	181,118	0.0176	0.9824	13.48
38.5	10,282,792	197,224	0.0192	0.9808	13.24

AMEREN MISSOURI

ACCOUNT 370 METERS

ORIGINAL LIFE TABLE, CONT.

PLACEMENT BAND 1903-2018			EXPERIENCE BAND 1989-2018		
AGE AT BEGIN OF INTERVAL	EXPOSURES AT BEGINNING OF AGE INTERVAL	RETIREMENTS DURING AGE INTERVAL	RETMT RATIO	SURV RATIO	PCT SURV BEGIN OF INTERVAL
39.5	10,348,978	225,916	0.0218	0.9782	12.99
40.5	10,416,837	277,194	0.0266	0.9734	12.70
41.5	10,285,272	504,806	0.0491	0.9509	12.37
42.5	9,720,107	890,093	0.0916	0.9084	11.76
43.5	8,763,429	1,972,779	0.2251	0.7749	10.68
44.5	6,782,479	1,066,728	0.1573	0.8427	8.28
45.5	5,566,543	975,133	0.1752	0.8248	6.98
46.5	4,433,811	546,018	0.1231	0.8769	5.75
47.5	4,061,380	511,710	0.1260	0.8740	5.05
48.5	3,514,557	260,228	0.0740	0.9260	4.41
49.5	3,146,630	282,834	0.0899	0.9101	4.08
50.5	2,858,080	98,931	0.0346	0.9654	3.72
51.5	2,720,290	43,096	0.0158	0.9842	3.59
52.5	2,556,288	33,826	0.0132	0.9868	3.53
53.5	2,398,641	91,777	0.0383	0.9617	3.48
54.5	2,225,865	42,896	0.0193	0.9807	3.35
55.5	2,077,771	187,038	0.0900	0.9100	3.29
56.5	1,912,751	26,232	0.0137	0.9863	2.99
57.5	1,800,465	17,285	0.0096	0.9904	2.95
58.5	1,722,078	57,168	0.0332	0.9668	2.92
59.5	1,537,675	43,566	0.0283	0.9717	2.82
60.5	1,242,268	42,860	0.0345	0.9655	2.74
61.5	1,210,826	97,086	0.0802	0.9198	2.65
62.5	1,016,531	55,381	0.0545	0.9455	2.44
63.5	912,402	46,925	0.0514	0.9486	2.30
64.5	803,482	72,213	0.0899	0.9101	2.19
65.5	670,794	32,622	0.0486	0.9514	1.99
66.5	580,294	13,711	0.0236	0.9764	1.89
67.5	538,265	12,446	0.0231	0.9769	1.85
68.5	499,223	13,663	0.0274	0.9726	1.80
69.5	441,222	8,914	0.0202	0.9798	1.76
70.5	389,386	6,206	0.0159	0.9841	1.72
71.5	338,663	6,127	0.0181	0.9819	1.69
72.5	303,373	11,511	0.0379	0.9621	1.66
73.5	285,460	13,203	0.0463	0.9537	1.60
74.5	251,400	9,105	0.0362	0.9638	1.53
75.5	239,868	6,060	0.0253	0.9747	1.47
76.5	223,993	4,633	0.0207	0.9793	1.43
77.5	148,392	16,875	0.1137	0.8863	1.40
78.5	108,759	2,315	0.0213	0.9787	1.24

AMEREN MISSOURI

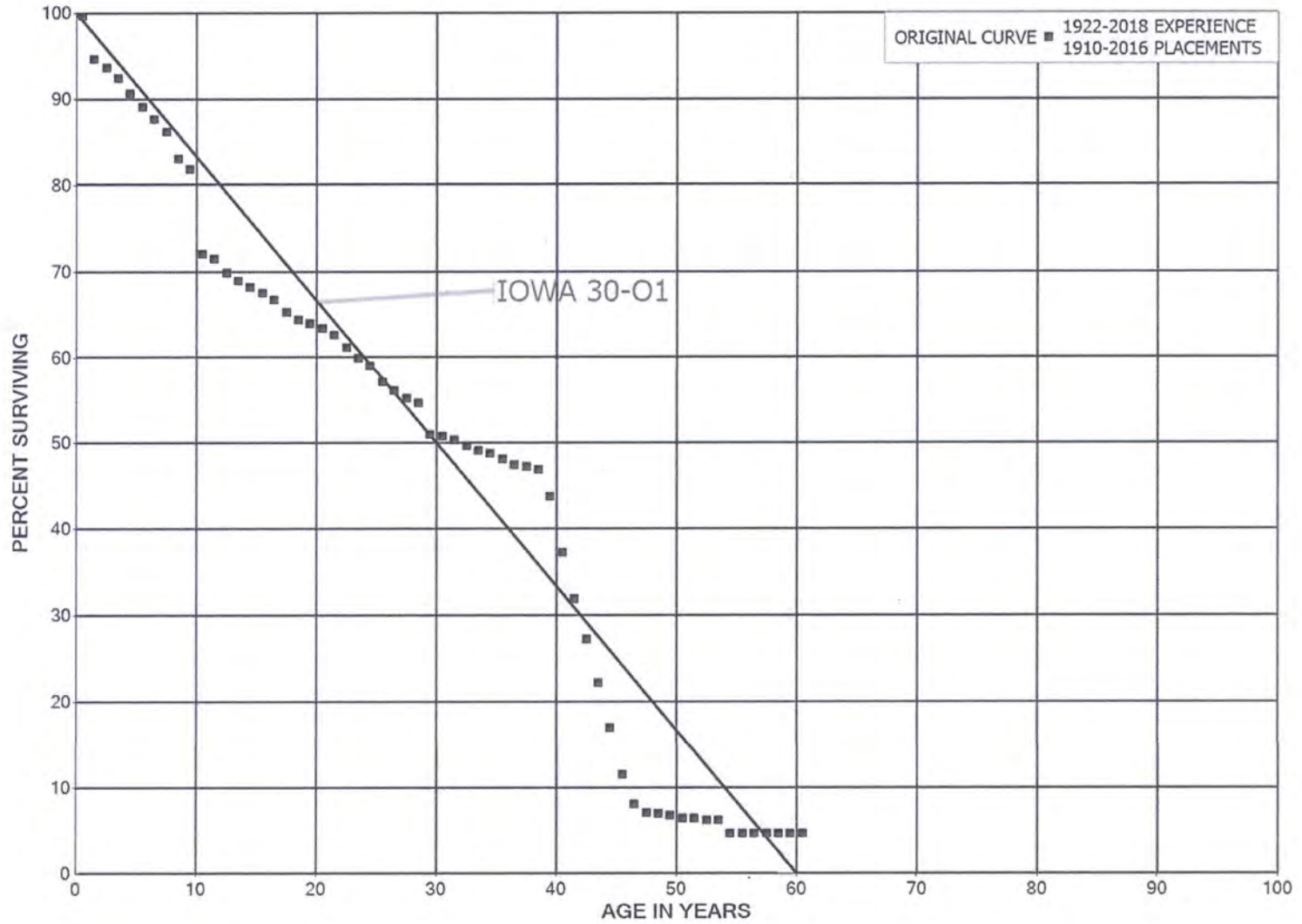
ACCOUNT 370 METERS

ORIGINAL LIFE TABLE, CONT.

PLACEMENT BAND 1903-2018			EXPERIENCE BAND 1989-2018		
AGE AT BEGIN OF INTERVAL	EXPOSURES AT BEGINNING OF AGE INTERVAL	RETIREMENTS DURING AGE INTERVAL	RETMT RATIO	SURV RATIO	PCT SURV BEGIN OF INTERVAL
79.5	95,167	1,609	0.0169	0.9831	1.22
80.5	78,413	6,547	0.0835	0.9165	1.20
81.5	49,645	1,976	0.0398	0.9602	1.10
82.5	195,732	150,807	0.7705	0.2295	1.05
83.5	192,191	149,556	0.7782	0.2218	0.24
84.5	187,725	151,271	0.8058	0.1942	0.05
85.5	183,880	149,442	0.8127	0.1873	0.01
86.5	180,626	150,541	0.8334	0.1666	0.00
87.5	26,806	3,807	0.1420	0.8580	0.00
88.5	19,074	2,951	0.1547	0.8453	0.00
89.5	15,190	392	0.0258	0.9742	0.00
90.5	12,707	401	0.0315	0.9685	0.00
91.5	10,326	384	0.0372	0.9628	0.00
92.5	9,526	336	0.0353	0.9647	0.00
93.5	6,303	768	0.1219	0.8781	0.00
94.5	4,630	295	0.0637	0.9363	0.00
95.5	3,539	241	0.0680	0.9320	0.00
96.5	3,298	280	0.0848	0.9152	0.00
97.5	698	67	0.0961	0.9039	0.00
98.5	192		0.0000	1.0000	0.00
99.5	23		0.0000	1.0000	0.00
100.5	23		0.0000	1.0000	0.00
101.5	23		0.0000	1.0000	0.00
102.5	23		0.0000	1.0000	0.00
103.5	23		0.0000	1.0000	0.00
104.5	23		0.0000	1.0000	0.00
105.5					0.00



AMEREN MISSOURI
ACCOUNT 371 INSTALLATIONS ON CUSTOMERS' PREMISES
ORIGINAL AND SMOOTH SURVIVOR CURVES



AMEREN MISSOURI

ACCOUNT 371 INSTALLATIONS ON CUSTOMERS' PREMISES

ORIGINAL LIFE TABLE

PLACEMENT BAND 1910-2016			EXPERIENCE BAND 1922-2018			
AGE AT BEGIN OF INTERVAL	EXPOSURES AT BEGINNING OF AGE INTERVAL	RETIREMENTS DURING AGE INTERVAL	RETMT RATIO	SURV RATIO	PCT SURV BEGIN OF INTERVAL	
0.0	1,768,392	6,264	0.0035	0.9965	100.00	
0.5	1,762,590	88,810	0.0504	0.9496	99.65	
1.5	1,674,128	18,018	0.0108	0.9892	94.63	
2.5	1,656,110	21,428	0.0129	0.9871	93.61	
3.5	1,634,682	32,438	0.0198	0.9802	92.40	
4.5	1,602,244	27,407	0.0171	0.9829	90.56	
5.5	1,574,837	25,492	0.0162	0.9838	89.01	
6.5	1,549,994	24,252	0.0156	0.9844	87.57	
7.5	1,525,742	54,899	0.0360	0.9640	86.20	
8.5	1,482,654	23,042	0.0155	0.9845	83.10	
9.5	1,459,612	173,133	0.1186	0.8814	81.81	
10.5	1,286,895	11,602	0.0090	0.9910	72.10	
11.5	1,275,801	29,063	0.0228	0.9772	71.45	
12.5	1,246,738	15,669	0.0126	0.9874	69.83	
13.5	1,231,069	14,534	0.0118	0.9882	68.95	
14.5	1,216,535	11,143	0.0092	0.9908	68.14	
15.5	1,205,392	13,308	0.0110	0.9890	67.51	
16.5	1,192,084	26,488	0.0222	0.9778	66.77	
17.5	1,165,596	15,626	0.0134	0.9866	65.28	
18.5	1,149,970	7,744	0.0067	0.9933	64.41	
19.5	1,142,226	10,560	0.0092	0.9908	63.97	
20.5	1,131,666	14,547	0.0129	0.9871	63.38	
21.5	1,103,700	23,814	0.0216	0.9784	62.57	
22.5	1,079,886	22,417	0.0208	0.9792	61.22	
23.5	1,057,469	15,815	0.0150	0.9850	59.95	
24.5	1,041,654	35,572	0.0341	0.9659	59.05	
25.5	1,006,082	17,974	0.0179	0.9821	57.03	
26.5	988,108	14,249	0.0144	0.9856	56.01	
27.5	973,859	11,405	0.0117	0.9883	55.21	
28.5	962,454	62,787	0.0652	0.9348	54.56	
29.5	899,667	4,814	0.0054	0.9946	51.00	
30.5	894,853	8,279	0.0093	0.9907	50.73	
31.5	886,574	12,224	0.0138	0.9862	50.26	
32.5	874,350	9,192	0.0105	0.9895	49.57	
33.5	864,439	5,943	0.0069	0.9931	49.04	
34.5	794,682	10,159	0.0128	0.9872	48.71	
35.5	784,523	12,100	0.0154	0.9846	48.08	
36.5	772,423	3,477	0.0045	0.9955	47.34	
37.5	768,946	5,220	0.0068	0.9932	47.13	
38.5	763,726	49,846	0.0653	0.9347	46.81	

AMEREN MISSOURI

ACCOUNT 371 INSTALLATIONS ON CUSTOMERS' PREMISES

ORIGINAL LIFE TABLE, CONT.

PLACEMENT BAND 1910-2016			EXPERIENCE BAND 1922-2018			
AGE AT BEGIN OF INTERVAL	EXPOSURES AT BEGINNING OF AGE INTERVAL	RETIREMENTS DURING AGE INTERVAL	RETMT RATIO	SURV RATIO	PCT SURV BEGIN OF INTERVAL	
39.5	713,880	106,479	0.1492	0.8508	43.76	
40.5	607,401	88,699	0.1460	0.8540	37.23	
41.5	518,654	76,161	0.1468	0.8532	31.79	
42.5	439,178	80,435	0.1831	0.8169	27.12	
43.5	358,743	84,253	0.2349	0.7651	22.16	
44.5	274,490	88,884	0.3238	0.6762	16.95	
45.5	183,453	54,957	0.2996	0.7004	11.46	
46.5	128,496	15,177	0.1181	0.8819	8.03	
47.5	107,738	1,832	0.0170	0.9830	7.08	
48.5	99,620	3,779	0.0379	0.9621	6.96	
49.5	87,974	4,561	0.0518	0.9482	6.70	
50.5	71,056		0.0000	1.0000	6.35	
51.5	65,924	1,320	0.0200	0.9800	6.35	
52.5	62,067		0.0000	1.0000	6.22	
53.5	56,903	14,243	0.2503	0.7497	6.22	
54.5	40,145		0.0000	1.0000	4.66	
55.5	23,093		0.0000	1.0000	4.66	
56.5	19,010		0.0000	1.0000	4.66	
57.5	18,310		0.0000	1.0000	4.66	
58.5	17,562		0.0000	1.0000	4.66	
59.5	15,281		0.0000	1.0000	4.66	
60.5	15,007	713	0.0475	0.9525	4.66	
61.5	9,332	1,493	0.1600	0.8400	4.44	
62.5	7,515		0.0000	1.0000	3.73	
63.5	7,515		0.0000	1.0000	3.73	
64.5	6,819		0.0000	1.0000	3.73	
65.5	5,843		0.0000	1.0000	3.73	
66.5	5,843		0.0000	1.0000	3.73	
67.5	5,843	3,915	0.6700	0.3300	3.73	
68.5	1,196		0.0000	1.0000	1.23	
69.5	1,196		0.0000	1.0000	1.23	
70.5	1,196	318	0.2658	0.7342	1.23	
71.5	878		0.0000	1.0000	0.90	
72.5	14		0.0000	1.0000	0.90	
73.5	14		0.0000	1.0000	0.90	
74.5	14		0.0000	1.0000	0.90	
75.5	14		0.0000	1.0000	0.90	
76.5	14		0.0000	1.0000	0.90	
77.5	14		0.0000	1.0000	0.90	
78.5	14		0.0000	1.0000	0.90	

AMEREN MISSOURI

ACCOUNT 371 INSTALLATIONS ON CUSTOMERS' PREMISES

ORIGINAL LIFE TABLE, CONT.

PLACEMENT BAND 1910-2016			EXPERIENCE BAND 1922-2018		
AGE AT BEGIN OF INTERVAL	EXPOSURES AT BEGINNING OF AGE INTERVAL	RETIREMENTS DURING AGE INTERVAL	RETMT RATIO	SURV RATIO	PCT SURV BEGIN OF INTERVAL
79.5	14		0.0000	1.0000	0.90
80.5	14		0.0000	1.0000	0.90
81.5					0.90