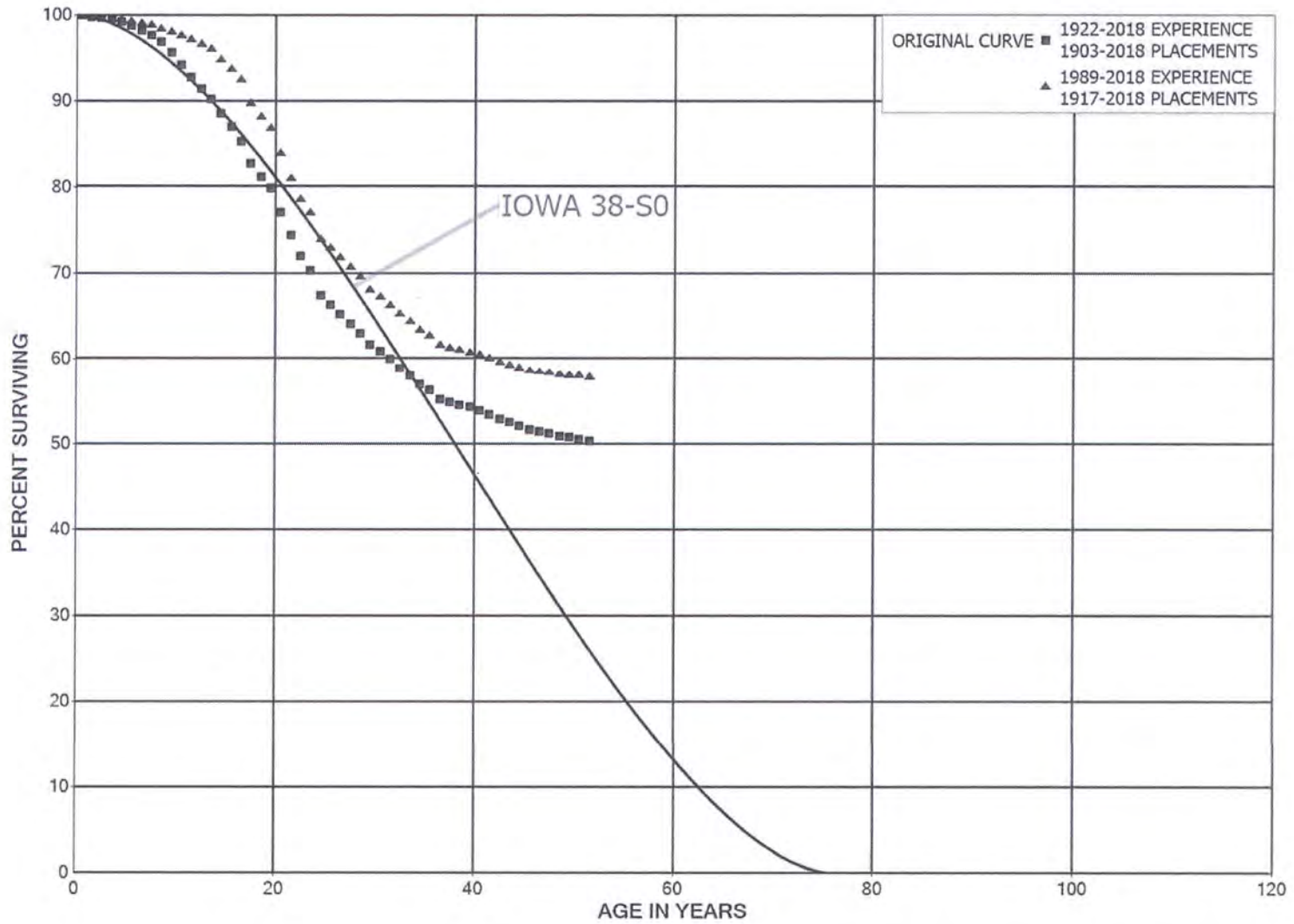




AMEREN MISSOURI
ACCOUNT 373 STREET LIGHTING AND SIGNAL SYSTEMS
ORIGINAL AND SMOOTH SURVIVOR CURVES



AMEREN MISSOURI

ACCOUNT 373 STREET LIGHTING AND SIGNAL SYSTEMS

ORIGINAL LIFE TABLE

PLACEMENT BAND 1903-2018			EXPERIENCE BAND 1922-2018		
AGE AT BEGIN OF INTERVAL	EXPOSURES AT BEGINNING OF AGE INTERVAL	RETIREMENTS DURING AGE INTERVAL	RETMT RATIO	SURV RATIO	PCT SURV BEGIN OF INTERVAL
0.0	205,302,364	94,273	0.0005	0.9995	100.00
0.5	191,737,702	343,400	0.0018	0.9982	99.95
1.5	175,743,792	197,168	0.0011	0.9989	99.78
2.5	165,082,389	248,807	0.0015	0.9985	99.66
3.5	159,253,304	550,639	0.0035	0.9965	99.51
4.5	155,628,363	781,429	0.0050	0.9950	99.17
5.5	151,888,714	751,698	0.0049	0.9951	98.67
6.5	148,474,933	881,363	0.0059	0.9941	98.18
7.5	144,139,768	1,208,067	0.0084	0.9916	97.60
8.5	139,880,699	1,643,360	0.0117	0.9883	96.78
9.5	133,695,598	2,032,483	0.0152	0.9848	95.64
10.5	125,764,453	1,948,204	0.0155	0.9845	94.19
11.5	121,968,309	1,751,931	0.0144	0.9856	92.73
12.5	115,826,984	1,578,021	0.0136	0.9864	91.40
13.5	110,905,551	1,979,958	0.0179	0.9821	90.15
14.5	106,087,357	1,938,007	0.0183	0.9817	88.54
15.5	101,042,978	1,851,362	0.0183	0.9817	86.93
16.5	95,883,461	2,912,727	0.0304	0.9696	85.33
17.5	90,160,350	1,711,580	0.0190	0.9810	82.74
18.5	85,197,302	1,403,028	0.0165	0.9835	81.17
19.5	80,149,805	2,809,104	0.0350	0.9650	79.83
20.5	73,410,811	2,560,337	0.0349	0.9651	77.04
21.5	66,617,802	2,116,846	0.0318	0.9682	74.35
22.5	60,940,526	1,469,600	0.0241	0.9759	71.99
23.5	55,709,240	2,249,808	0.0404	0.9596	70.25
24.5	51,298,669	831,311	0.0162	0.9838	67.41
25.5	47,961,038	822,415	0.0171	0.9829	66.32
26.5	44,641,867	743,716	0.0167	0.9833	65.18
27.5	42,013,436	723,100	0.0172	0.9828	64.10
28.5	38,776,806	833,704	0.0215	0.9785	63.00
29.5	35,452,069	483,747	0.0136	0.9864	61.64
30.5	32,812,863	476,322	0.0145	0.9855	60.80
31.5	30,134,487	538,232	0.0179	0.9821	59.92
32.5	27,573,597	439,224	0.0159	0.9841	58.85
33.5	24,951,113	415,578	0.0167	0.9833	57.91
34.5	22,376,120	271,845	0.0121	0.9879	56.95
35.5	19,919,746	363,167	0.0182	0.9818	56.25
36.5	17,701,356	114,724	0.0065	0.9935	55.23
37.5	15,846,988	91,403	0.0058	0.9942	54.87
38.5	14,225,477	82,191	0.0058	0.9942	54.55

AMEREN MISSOURI

ACCOUNT 373 STREET LIGHTING AND SIGNAL SYSTEMS

ORIGINAL LIFE TABLE, CONT.

PLACEMENT BAND 1903-2018			EXPERIENCE BAND 1922-2018		
AGE AT BEGIN OF INTERVAL	EXPOSURES AT BEGINNING OF AGE INTERVAL	RETIREMENTS DURING AGE INTERVAL	RETMT RATIO	SURV RATIO	PCT SURV BEGIN OF INTERVAL
39.5	12,685,777	93,359	0.0074	0.9926	54.24
40.5	11,394,615	89,903	0.0079	0.9921	53.84
41.5	10,439,508	109,167	0.0105	0.9895	53.41
42.5	9,350,555	65,559	0.0070	0.9930	52.86
43.5	8,239,117	64,341	0.0078	0.9922	52.49
44.5	6,947,321	55,582	0.0080	0.9920	52.08
45.5	5,724,834	27,927	0.0049	0.9951	51.66
46.5	4,541,504	23,710	0.0052	0.9948	51.41
47.5	3,574,919	18,432	0.0052	0.9948	51.14
48.5	2,762,889	10,951	0.0040	0.9960	50.87
49.5	2,308,674	8,851	0.0038	0.9962	50.67
50.5	1,895,001	7,969	0.0042	0.9958	50.48
51.5	1,511,049	4,616	0.0031	0.9969	50.27
52.5	1,244,090	4,768	0.0038	0.9962	50.11
53.5	1,025,077	4,903	0.0048	0.9952	49.92
54.5	927,499	4,606	0.0050	0.9950	49.68
55.5	808,707	4,116	0.0051	0.9949	49.44
56.5	689,619	1,269	0.0018	0.9982	49.18
57.5	660,831	3,450	0.0052	0.9948	49.09
58.5	645,941	2,632	0.0041	0.9959	48.84
59.5	612,722	6,607	0.0108	0.9892	48.64
60.5	576,343	3,619	0.0063	0.9937	48.11
61.5	554,927	548	0.0010	0.9990	47.81
62.5	542,623	275	0.0005	0.9995	47.76
63.5	502,047	3,317	0.0066	0.9934	47.74
64.5	413,707	3,395	0.0082	0.9918	47.42
65.5	288,030	1,813	0.0063	0.9937	47.04
66.5	222,434	11,253	0.0506	0.9494	46.74
67.5	136,433	2,979	0.0218	0.9782	44.37
68.5	98,871	4,965	0.0502	0.9498	43.41
69.5	90,249	17,561	0.1946	0.8054	41.23
70.5	84,726	14,308	0.1689	0.8311	33.20
71.5	82,855	19,400	0.2341	0.7659	27.60
72.5	71,923	7,864	0.1093	0.8907	21.14
73.5	63,789	1,518	0.0238	0.9762	18.82
74.5	61,902	12,624	0.2039	0.7961	18.38
75.5	49,277	3,481	0.0706	0.9294	14.63
76.5	45,796	1,976	0.0432	0.9568	13.60
77.5	43,806	142	0.0032	0.9968	13.01
78.5	39,879	3,932	0.0986	0.9014	12.97

AMEREN MISSOURI

ACCOUNT 373 STREET LIGHTING AND SIGNAL SYSTEMS

ORIGINAL LIFE TABLE, CONT.

PLACEMENT BAND 1903-2018			EXPERIENCE BAND 1922-2018		
AGE AT BEGIN OF INTERVAL	EXPOSURES AT BEGINNING OF AGE INTERVAL	RETIREMENTS DURING AGE INTERVAL	RETMT RATIO	SURV RATIO	PCT SURV BEGIN OF INTERVAL
79.5	66,815	35,109	0.5255	0.4745	11.69
80.5	30,899	1,991	0.0644	0.9356	5.55
81.5	28,256	1,813	0.0642	0.9358	5.19
82.5	26,308	1,958	0.0744	0.9256	4.86
83.5	24,337	1,170	0.0481	0.9519	4.49
84.5	17,830	1,658	0.0930	0.9070	4.28
85.5	16,159	1,810	0.1120	0.8880	3.88
86.5	14,349	2,084	0.1453	0.8547	3.45
87.5	12,265	2,211	0.1803	0.8197	2.95
88.5	9,997	2,231	0.2232	0.7768	2.41
89.5	7,528	2,701	0.3588	0.6412	1.88
90.5	4,788	2,289	0.4781	0.5219	1.20
91.5	2,197	1,345	0.6123	0.3877	0.63
92.5	283	104	0.3688	0.6312	0.24
93.5	145		0.0000	1.0000	0.15
94.5	145		0.0000	1.0000	0.15
95.5					0.15

AMEREN MISSOURI

ACCOUNT 373 STREET LIGHTING AND SIGNAL SYSTEMS

ORIGINAL LIFE TABLE

PLACEMENT BAND 1917-2018			EXPERIENCE BAND 1989-2018		
AGE AT BEGIN OF INTERVAL	EXPOSURES AT BEGINNING OF AGE INTERVAL	RETIREMENTS DURING AGE INTERVAL	RETMT RATIO	SURV RATIO	PCT SURV BEGIN OF INTERVAL
0.0	143,178,977	91,009	0.0006	0.9994	100.00
0.5	132,315,296	324,995	0.0025	0.9975	99.94
1.5	119,063,768	91,483	0.0008	0.9992	99.69
2.5	111,053,250	117,995	0.0011	0.9989	99.61
3.5	108,086,389	168,423	0.0016	0.9984	99.51
4.5	107,340,028	211,706	0.0020	0.9980	99.35
5.5	106,754,072	255,296	0.0024	0.9976	99.16
6.5	106,234,166	262,019	0.0025	0.9975	98.92
7.5	105,444,949	391,965	0.0037	0.9963	98.68
8.5	104,577,313	408,205	0.0039	0.9961	98.31
9.5	102,262,174	405,503	0.0040	0.9960	97.93
10.5	98,159,423	491,381	0.0050	0.9950	97.54
11.5	97,655,687	549,598	0.0056	0.9944	97.05
12.5	94,598,487	537,924	0.0057	0.9943	96.50
13.5	92,377,196	1,206,416	0.0131	0.9869	95.95
14.5	90,150,097	1,034,862	0.0115	0.9885	94.70
15.5	87,816,750	1,161,117	0.0132	0.9868	93.61
16.5	85,218,851	2,525,787	0.0296	0.9704	92.38
17.5	81,335,138	1,393,257	0.0171	0.9829	89.64
18.5	78,017,434	1,194,679	0.0153	0.9847	88.10
19.5	74,066,484	2,505,034	0.0338	0.9662	86.75
20.5	68,309,402	2,352,287	0.0344	0.9656	83.82
21.5	62,275,718	1,846,255	0.0296	0.9704	80.93
22.5	57,311,646	1,170,787	0.0204	0.9796	78.53
23.5	52,731,904	2,084,109	0.0395	0.9605	76.93
24.5	48,733,804	701,639	0.0144	0.9856	73.89
25.5	45,763,403	687,276	0.0150	0.9850	72.83
26.5	42,728,959	651,461	0.0152	0.9848	71.73
27.5	40,334,798	655,167	0.0162	0.9838	70.64
28.5	37,247,032	798,643	0.0214	0.9786	69.49
29.5	33,997,390	429,632	0.0126	0.9874	68.00
30.5	31,452,638	427,220	0.0136	0.9864	67.14
31.5	28,851,373	470,813	0.0163	0.9837	66.23
32.5	26,383,995	367,658	0.0139	0.9861	65.15
33.5	23,887,876	350,011	0.0147	0.9853	64.24
34.5	21,478,171	229,745	0.0107	0.9893	63.30
35.5	19,220,911	334,817	0.0174	0.9826	62.62
36.5	17,100,202	89,542	0.0052	0.9948	61.53
37.5	15,364,538	67,463	0.0044	0.9956	61.21
38.5	13,808,982	64,688	0.0047	0.9953	60.94

AMEREN MISSOURI

ACCOUNT 373 STREET LIGHTING AND SIGNAL SYSTEMS

ORIGINAL LIFE TABLE, CONT.

PLACEMENT BAND 1917-2018			EXPERIENCE BAND 1989-2018		
AGE AT BEGIN OF INTERVAL	EXPOSURES AT BEGINNING OF AGE INTERVAL	RETIREMENTS DURING AGE INTERVAL	RETMT RATIO	SURV RATIO	PCT SURV BEGIN OF INTERVAL
39.5	12,340,164	63,326	0.0051	0.9949	60.66
40.5	11,081,478	63,887	0.0058	0.9942	60.34
41.5	10,153,928	74,402	0.0073	0.9927	60.00
42.5	9,105,365	50,040	0.0055	0.9945	59.56
43.5	8,012,300	52,503	0.0066	0.9934	59.23
44.5	6,733,490	42,266	0.0063	0.9937	58.84
45.5	5,525,532	10,884	0.0020	0.9980	58.47
46.5	4,366,465	9,286	0.0021	0.9979	58.36
47.5	3,423,092	10,197	0.0030	0.9970	58.23
48.5	2,623,163	3,037	0.0012	0.9988	58.06
49.5	2,177,928	3,573	0.0016	0.9984	57.99
50.5	1,770,991	5,405	0.0031	0.9969	57.90
51.5	1,393,724	3,204	0.0023	0.9977	57.72
52.5	1,130,567	4,448	0.0039	0.9961	57.59
53.5	913,308	3,381	0.0037	0.9963	57.36
54.5	824,239	2,212	0.0027	0.9973	57.15
55.5	710,371	3,285	0.0046	0.9954	56.99
56.5	596,252	1,077	0.0018	0.9982	56.73
57.5	570,991	3,035	0.0053	0.9947	56.63
58.5	557,446	2,162	0.0039	0.9961	56.33
59.5	533,393	5,693	0.0107	0.9893	56.11
60.5	501,794	3,600	0.0072	0.9928	55.51
61.5	491,458	432	0.0009	0.9991	55.11
62.5	487,170	167	0.0003	0.9997	55.06
63.5	473,619	2,373	0.0050	0.9950	55.04
64.5	392,371	2,521	0.0064	0.9936	54.77
65.5	274,930	1,813	0.0066	0.9934	54.42
66.5	211,519	8,018	0.0379	0.9621	54.06
67.5	129,527	2,926	0.0226	0.9774	52.01
68.5	92,563	4,935	0.0533	0.9467	50.83
69.5	83,971	17,561	0.2091	0.7909	48.12
70.5	78,448	14,308	0.1824	0.8176	38.06
71.5	82,855	19,400	0.2341	0.7659	31.12
72.5	71,923	7,864	0.1093	0.8907	23.83
73.5	63,789	1,518	0.0238	0.9762	21.23
74.5	61,902	12,624	0.2039	0.7961	20.72
75.5	49,277	3,481	0.0706	0.9294	16.50
76.5	45,796	1,976	0.0432	0.9568	15.33
77.5	43,806	142	0.0032	0.9968	14.67
78.5	39,879	3,932	0.0986	0.9014	14.62

AMEREN MISSOURI

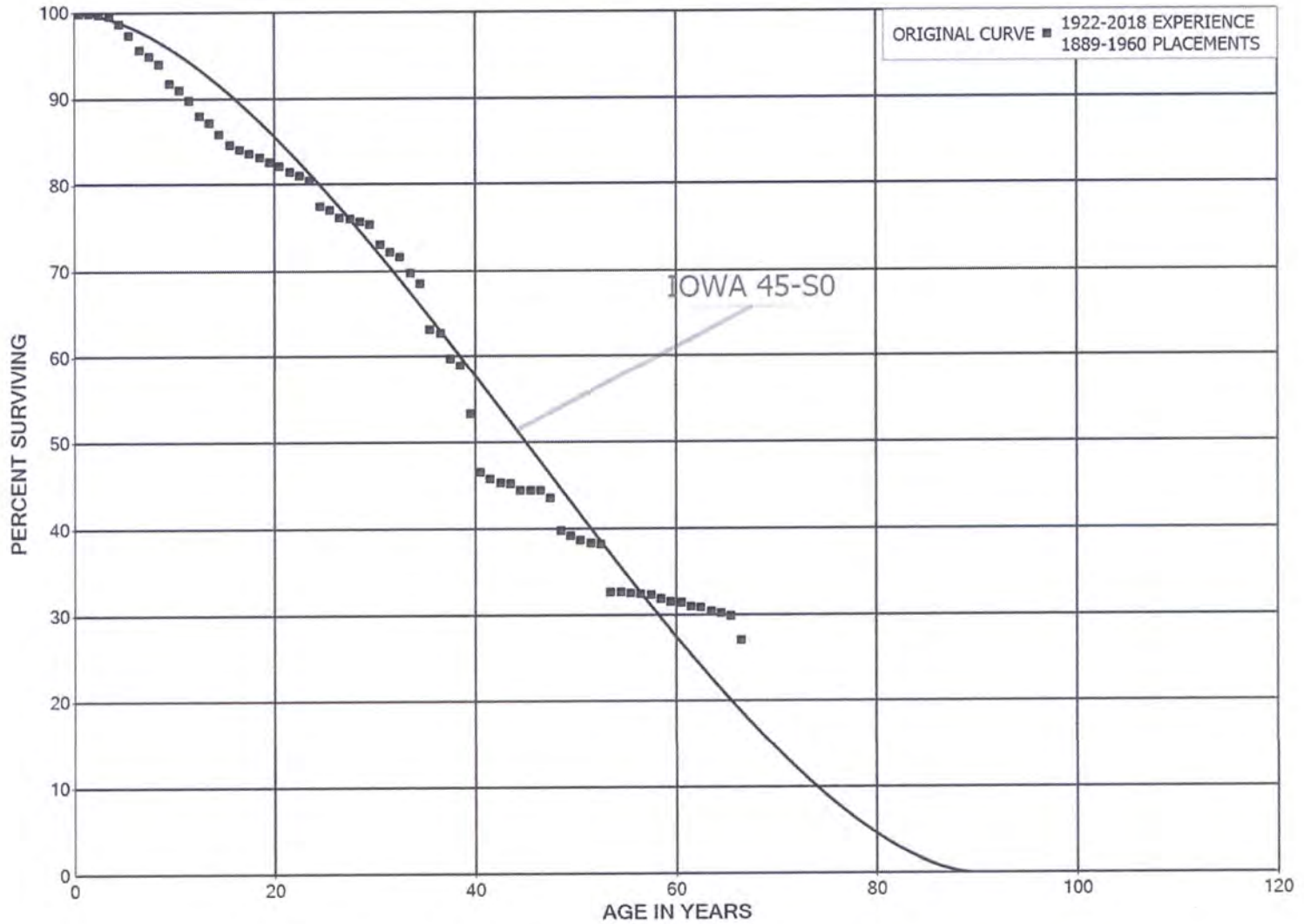
ACCOUNT 373 STREET LIGHTING AND SIGNAL SYSTEMS

ORIGINAL LIFE TABLE, CONT.

PLACEMENT BAND 1917-2018			EXPERIENCE BAND 1989-2018		
AGE AT BEGIN OF INTERVAL	EXPOSURES AT BEGINNING OF AGE INTERVAL	RETIREMENTS DURING AGE INTERVAL	RETMT RATIO	SURV RATIO	PCT SURV BEGIN OF INTERVAL
79.5	66,815	35,109	0.5255	0.4745	13.18
80.5	30,899	1,991	0.0644	0.9356	6.25
81.5	28,256	1,813	0.0642	0.9358	5.85
82.5	26,308	1,958	0.0744	0.9256	5.48
83.5	24,337	1,170	0.0481	0.9519	5.07
84.5	17,830	1,658	0.0930	0.9070	4.82
85.5	16,159	1,810	0.1120	0.8880	4.38
86.5	14,349	2,084	0.1453	0.8547	3.89
87.5	12,265	2,211	0.1803	0.8197	3.32
88.5	9,997	2,231	0.2232	0.7768	2.72
89.5	7,528	2,701	0.3588	0.6412	2.11
90.5	4,788	2,289	0.4781	0.5219	1.36
91.5	2,197	1,345	0.6123	0.3877	0.71
92.5	283	104	0.3688	0.6312	0.27
93.5	145		0.0000	1.0000	0.17
94.5	145		0.0000	1.0000	0.17
95.5					0.17



AMEREN MISSOURI
ACCOUNT 390.00 STRUCTURES AND IMPROVEMENTS
ORIGINAL AND SMOOTH SURVIVOR CURVES



AMEREN MISSOURI

ACCOUNT 390.00 STRUCTURES AND IMPROVEMENTS

ORIGINAL LIFE TABLE

PLACEMENT BAND 1889-1960			EXPERIENCE BAND 1922-2018		
AGE AT BEGIN OF INTERVAL	EXPOSURES AT BEGINNING OF AGE INTERVAL	RETIREMENTS DURING AGE INTERVAL	RETMT RATIO	SURV RATIO	PCT SURV BEGIN OF INTERVAL
0.0	14,208,453	21,566	0.0015	0.9985	100.00
0.5	14,189,864	6,596	0.0005	0.9995	99.85
1.5	14,196,672	9,802	0.0007	0.9993	99.80
2.5	14,196,938	29,325	0.0021	0.9979	99.73
3.5	14,167,716	137,443	0.0097	0.9903	99.53
4.5	14,130,090	181,611	0.0129	0.9871	98.56
5.5	13,949,541	243,984	0.0175	0.9825	97.29
6.5	13,741,766	108,201	0.0079	0.9921	95.59
7.5	13,633,565	122,743	0.0090	0.9910	94.84
8.5	14,362,152	342,489	0.0238	0.9762	93.99
9.5	14,020,301	113,137	0.0081	0.9919	91.75
10.5	13,907,493	195,708	0.0141	0.9859	91.00
11.5	13,714,770	269,124	0.0196	0.9804	89.72
12.5	13,445,934	128,657	0.0096	0.9904	87.96
13.5	13,317,277	195,170	0.0147	0.9853	87.12
14.5	13,122,685	192,133	0.0146	0.9854	85.84
15.5	12,930,552	78,393	0.0061	0.9939	84.59
16.5	12,852,159	75,800	0.0059	0.9941	84.08
17.5	12,777,777	65,039	0.0051	0.9949	83.58
18.5	12,712,738	74,930	0.0059	0.9941	83.15
19.5	12,637,808	78,281	0.0062	0.9938	82.66
20.5	12,559,527	100,400	0.0080	0.9920	82.15
21.5	12,534,333	68,540	0.0055	0.9945	81.50
22.5	12,608,462	85,160	0.0068	0.9932	81.05
23.5	12,523,302	462,116	0.0369	0.9631	80.50
24.5	12,061,186	80,097	0.0066	0.9934	77.53
25.5	11,981,089	126,117	0.0105	0.9895	77.02
26.5	11,854,972	26,600	0.0022	0.9978	76.21
27.5	11,828,372	45,024	0.0038	0.9962	76.03
28.5	11,783,348	51,829	0.0044	0.9956	75.75
29.5	11,731,519	367,695	0.0313	0.9687	75.41
30.5	11,363,824	130,585	0.0115	0.9885	73.05
31.5	11,233,239	99,410	0.0088	0.9912	72.21
32.5	11,136,731	287,823	0.0258	0.9742	71.57
33.5	10,848,908	193,596	0.0178	0.9822	69.72
34.5	10,655,312	831,011	0.0780	0.9220	68.48
35.5	9,824,301	71,474	0.0073	0.9927	63.14
36.5	9,752,827	455,018	0.0467	0.9533	62.68
37.5	9,297,809	122,784	0.0132	0.9868	59.75
38.5	9,175,025	878,449	0.0957	0.9043	58.96

AMEREN MISSOURI

ACCOUNT 390.00 STRUCTURES AND IMPROVEMENTS

ORIGINAL LIFE TABLE, CONT.

PLACEMENT BAND 1889-1960			EXPERIENCE BAND 1922-2018		
AGE AT BEGIN OF INTERVAL	EXPOSURES AT BEGINNING OF AGE INTERVAL	RETIREMENTS DURING AGE INTERVAL	RETMT RATIO	SURV RATIO	PCT SURV BEGIN OF INTERVAL
39.5	8,296,576	1,060,686	0.1278	0.8722	53.32
40.5	7,235,890	112,422	0.0155	0.9845	46.50
41.5	7,153,017	84,494	0.0118	0.9882	45.78
42.5	7,052,836	11,821	0.0017	0.9983	45.24
43.5	6,971,894	113,859	0.0163	0.9837	45.16
44.5	6,930,314	5,133	0.0007	0.9993	44.42
45.5	6,925,182	4,902	0.0007	0.9993	44.39
46.5	6,997,064	141,464	0.0202	0.9798	44.36
47.5	6,778,815	580,665	0.0857	0.9143	43.46
48.5	6,196,988	80,884	0.0131	0.9869	39.74
49.5	6,116,037	87,035	0.0142	0.9858	39.22
50.5	6,025,603	61,835	0.0103	0.9897	38.66
51.5	5,958,985	13,861	0.0023	0.9977	38.27
52.5	5,945,124	859,316	0.1445	0.8555	38.18
53.5	5,085,808	4,768	0.0009	0.9991	32.66
54.5	5,081,040	26,280	0.0052	0.9948	32.63
55.5	5,054,760	9,182	0.0018	0.9982	32.46
56.5	5,044,958	14,331	0.0028	0.9972	32.40
57.5	5,029,631	76,555	0.0152	0.9848	32.31
58.5	4,862,440	52,145	0.0107	0.9893	31.82
59.5	4,469,714	7,969	0.0018	0.9982	31.48
60.5	3,997,680	61,434	0.0154	0.9846	31.42
61.5	3,799,767	10,560	0.0028	0.9972	30.94
62.5	2,802,082	44,435	0.0159	0.9841	30.85
63.5	2,837,684	17,453	0.0062	0.9938	30.36
64.5	2,654,995	26,347	0.0099	0.9901	30.18
65.5	2,625,828	249,249	0.0949	0.9051	29.88
66.5	857,243		0.0000	1.0000	27.04
67.5	854,332	3,927	0.0046	0.9954	27.04
68.5	826,344		0.0000	1.0000	26.92
69.5	819,245	1,654	0.0020	0.9980	26.92
70.5	790,261	1,066	0.0013	0.9987	26.86
71.5	797,530		0.0000	1.0000	26.83
72.5	807,082	167,523	0.2076	0.7924	26.83
73.5	637,524	125,034	0.1961	0.8039	21.26
74.5	508,381	5,486	0.0108	0.9892	17.09
75.5	493,650		0.0000	1.0000	16.90
76.5	487,718		0.0000	1.0000	16.90
77.5	482,004		0.0000	1.0000	16.90
78.5	467,491	241	0.0005	0.9995	16.90

AMEREN MISSOURI

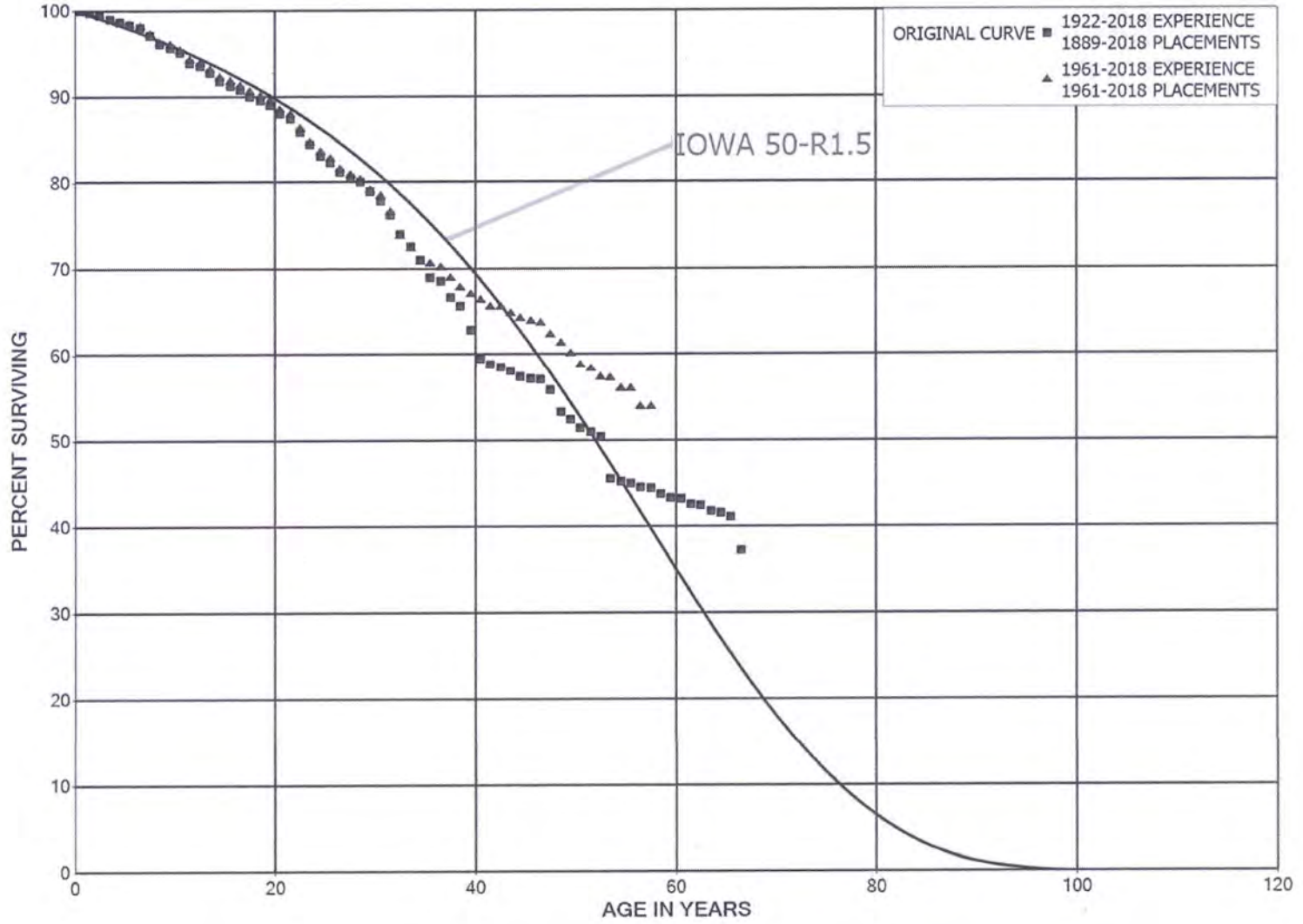
ACCOUNT 390.00 STRUCTURES AND IMPROVEMENTS

ORIGINAL LIFE TABLE, CONT.

PLACEMENT BAND 1889-1960			EXPERIENCE BAND 1922-2018			
AGE AT BEGIN OF INTERVAL	EXPOSURES AT BEGINNING OF AGE INTERVAL	RETIREMENTS DURING AGE INTERVAL	RETMT RATIO	SURV RATIO	PCT SURV BEGIN OF INTERVAL	
79.5	465,370	718	0.0015	0.9985	16.90	
80.5	462,058	68,012	0.1472	0.8528	16.87	
81.5	357,895	20,110	0.0562	0.9438	14.39	
82.5	336,326		0.0000	1.0000	13.58	
83.5	334,529	3,339	0.0100	0.9900	13.58	
84.5	331,190		0.0000	1.0000	13.44	
85.5	330,884		0.0000	1.0000	13.44	
86.5	330,611		0.0000	1.0000	13.44	
87.5	326,506		0.0000	1.0000	13.44	
88.5	123,277		0.0000	1.0000	13.44	
89.5	106,491		0.0000	1.0000	13.44	
90.5	106,491		0.0000	1.0000	13.44	
91.5	106,491		0.0000	1.0000	13.44	
92.5	106,491		0.0000	1.0000	13.44	
93.5	106,491		0.0000	1.0000	13.44	
94.5	105,322		0.0000	1.0000	13.44	
95.5	105,322		0.0000	1.0000	13.44	
96.5	105,322		0.0000	1.0000	13.44	
97.5	104,800	11,073	0.1057	0.8943	13.44	
98.5	93,727		0.0000	1.0000	12.02	
99.5	93,727		0.0000	1.0000	12.02	
100.5	93,727		0.0000	1.0000	12.02	
101.5	5,620		0.0000	1.0000	12.02	
102.5	5,620		0.0000	1.0000	12.02	
103.5	5,620		0.0000	1.0000	12.02	
104.5	5,620		0.0000	1.0000	12.02	
105.5	2,985		0.0000	1.0000	12.02	
106.5	2,985		0.0000	1.0000	12.02	
107.5	2,985		0.0000	1.0000	12.02	
108.5					12.02	



AMEREN MISSOURI
ACCOUNT 390 STRUCTURES AND IMPROVEMENTS
ORIGINAL AND SMOOTH SURVIVOR CURVES



AMEREN MISSOURI

ACCOUNT 390 STRUCTURES AND IMPROVEMENTS

ORIGINAL LIFE TABLE

PLACEMENT BAND 1889-2018			EXPERIENCE BAND 1922-2018		
AGE AT BEGIN OF INTERVAL	EXPOSURES AT BEGINNING OF AGE INTERVAL	RETIREMENTS DURING AGE INTERVAL	RETMT RATIO	SURV RATIO	PCT SURV BEGIN OF INTERVAL
0.0	327,198,383	31,258	0.0001	0.9999	100.00
0.5	312,550,261	970,668	0.0031	0.9969	99.99
1.5	295,814,934	805,278	0.0027	0.9973	99.68
2.5	278,005,184	1,254,218	0.0045	0.9955	99.41
3.5	271,711,978	1,097,227	0.0040	0.9960	98.96
4.5	254,420,264	734,549	0.0029	0.9971	98.56
5.5	250,590,322	981,919	0.0039	0.9961	98.28
6.5	246,150,195	2,148,240	0.0087	0.9913	97.89
7.5	235,082,388	2,280,462	0.0097	0.9903	97.04
8.5	224,935,716	1,065,047	0.0047	0.9953	96.10
9.5	211,454,732	1,387,346	0.0066	0.9934	95.64
10.5	200,238,309	2,372,064	0.0118	0.9882	95.01
11.5	189,967,622	856,623	0.0045	0.9955	93.89
12.5	183,742,310	1,486,879	0.0081	0.9919	93.46
13.5	168,685,740	1,709,571	0.0101	0.9899	92.71
14.5	164,928,087	969,766	0.0059	0.9941	91.77
15.5	162,212,648	984,863	0.0061	0.9939	91.23
16.5	159,198,094	1,204,974	0.0076	0.9924	90.67
17.5	156,005,396	831,868	0.0053	0.9947	89.99
18.5	154,750,904	985,947	0.0064	0.9936	89.51
19.5	153,472,038	1,740,242	0.0113	0.9887	88.94
20.5	151,091,226	979,551	0.0065	0.9935	87.93
21.5	148,626,038	2,621,022	0.0176	0.9824	87.36
22.5	142,155,955	2,373,868	0.0167	0.9833	85.82
23.5	136,381,016	2,057,311	0.0151	0.9849	84.39
24.5	130,695,512	1,271,824	0.0097	0.9903	83.11
25.5	121,969,672	1,715,099	0.0141	0.9859	82.30
26.5	96,583,427	729,181	0.0075	0.9925	81.15
27.5	91,312,353	568,561	0.0062	0.9938	80.53
28.5	77,249,776	1,045,138	0.0135	0.9865	80.03
29.5	45,945,643	642,816	0.0140	0.9860	78.95
30.5	44,375,189	937,270	0.0211	0.9789	77.85
31.5	38,487,009	1,108,860	0.0288	0.9712	76.20
32.5	36,834,258	761,156	0.0207	0.9793	74.01
33.5	33,510,099	690,377	0.0206	0.9794	72.48
34.5	31,751,802	891,890	0.0281	0.9719	70.98
35.5	29,178,138	208,982	0.0072	0.9928	68.99
36.5	28,459,895	765,762	0.0269	0.9731	68.50
37.5	25,971,771	404,591	0.0156	0.9844	66.65
38.5	25,414,959	1,058,298	0.0416	0.9584	65.61

AMEREN MISSOURI

ACCOUNT 390 STRUCTURES AND IMPROVEMENTS

ORIGINAL LIFE TABLE, CONT.

PLACEMENT BAND 1889-2018			EXPERIENCE BAND 1922-2018		
AGE AT BEGIN OF INTERVAL	EXPOSURES AT BEGINNING OF AGE INTERVAL	RETIREMENTS DURING AGE INTERVAL	RETMT RATIO	SURV RATIO	PCT SURV BEGIN OF INTERVAL
39.5	22,705,146	1,210,637	0.0533	0.9467	62.88
40.5	20,652,183	255,786	0.0124	0.9876	59.53
41.5	19,251,736	98,710	0.0051	0.9949	58.79
42.5	18,709,938	135,338	0.0072	0.9928	58.49
43.5	17,944,264	221,818	0.0124	0.9876	58.07
44.5	17,678,721	59,533	0.0034	0.9966	57.35
45.5	17,229,878	43,547	0.0025	0.9975	57.16
46.5	17,059,563	342,168	0.0201	0.9799	57.01
47.5	15,851,358	723,305	0.0456	0.9544	55.87
48.5	14,870,090	256,292	0.0172	0.9828	53.32
49.5	13,441,753	248,800	0.0185	0.9815	52.40
50.5	13,115,688	122,786	0.0094	0.9906	51.43
51.5	12,522,545	122,601	0.0098	0.9902	50.95
52.5	8,800,057	867,407	0.0986	0.9014	50.45
53.5	7,634,076	58,899	0.0077	0.9923	45.48
54.5	6,444,285	26,280	0.0041	0.9959	45.13
55.5	6,304,879	56,352	0.0089	0.9911	44.94
56.5	5,061,565	14,331	0.0028	0.9972	44.54
57.5	5,029,631	76,555	0.0152	0.9848	44.41
58.5	4,862,440	52,145	0.0107	0.9893	43.74
59.5	4,469,714	7,969	0.0018	0.9982	43.27
60.5	3,997,680	61,434	0.0154	0.9846	43.19
61.5	3,799,767	10,560	0.0028	0.9972	42.53
62.5	2,802,082	44,435	0.0159	0.9841	42.41
63.5	2,837,684	17,453	0.0062	0.9938	41.74
64.5	2,654,995	26,347	0.0099	0.9901	41.48
65.5	2,625,828	249,249	0.0949	0.9051	41.07
66.5	857,243		0.0000	1.0000	37.17
67.5	854,332	3,927	0.0046	0.9954	37.17
68.5	826,344		0.0000	1.0000	37.00
69.5	819,245	1,654	0.0020	0.9980	37.00
70.5	790,261	1,066	0.0013	0.9987	36.93
71.5	797,530		0.0000	1.0000	36.88
72.5	807,082	167,523	0.2076	0.7924	36.88
73.5	637,524	125,034	0.1961	0.8039	29.22
74.5	508,381	5,486	0.0108	0.9892	23.49
75.5	493,650		0.0000	1.0000	23.24
76.5	487,718		0.0000	1.0000	23.24
77.5	482,004		0.0000	1.0000	23.24
78.5	467,491	241	0.0005	0.9995	23.24

AMEREN MISSOURI

ACCOUNT 390 STRUCTURES AND IMPROVEMENTS

ORIGINAL LIFE TABLE, CONT.

PLACEMENT BAND 1889-2018			EXPERIENCE BAND 1922-2018		
AGE AT BEGIN OF INTERVAL	EXPOSURES AT BEGINNING OF AGE INTERVAL	RETIREMENTS DURING AGE INTERVAL	RETMT RATIO	SURV RATIO	PCT SURV BEGIN OF INTERVAL
79.5	465,370	718	0.0015	0.9985	23.22
80.5	462,058	68,012	0.1472	0.8528	23.19
81.5	357,895	20,110	0.0562	0.9438	19.78
82.5	336,326		0.0000	1.0000	18.66
83.5	334,529	3,339	0.0100	0.9900	18.66
84.5	331,190		0.0000	1.0000	18.48
85.5	330,884		0.0000	1.0000	18.48
86.5	330,611		0.0000	1.0000	18.48
87.5	326,506		0.0000	1.0000	18.48
88.5	123,277		0.0000	1.0000	18.48
89.5	106,491		0.0000	1.0000	18.48
90.5	106,491		0.0000	1.0000	18.48
91.5	106,491		0.0000	1.0000	18.48
92.5	106,491		0.0000	1.0000	18.48
93.5	106,491		0.0000	1.0000	18.48
94.5	105,322		0.0000	1.0000	18.48
95.5	105,322		0.0000	1.0000	18.48
96.5	105,322		0.0000	1.0000	18.48
97.5	104,800	11,073	0.1057	0.8943	18.48
98.5	93,727		0.0000	1.0000	16.53
99.5	93,727		0.0000	1.0000	16.53
100.5	93,727		0.0000	1.0000	16.53
101.5	5,620		0.0000	1.0000	16.53
102.5	5,620		0.0000	1.0000	16.53
103.5	5,620		0.0000	1.0000	16.53
104.5	5,620		0.0000	1.0000	16.53
105.5	2,985		0.0000	1.0000	16.53
106.5	2,985		0.0000	1.0000	16.53
107.5	2,985		0.0000	1.0000	16.53
108.5					16.53

AMEREN MISSOURI

ACCOUNT 390 STRUCTURES AND IMPROVEMENTS

ORIGINAL LIFE TABLE

PLACEMENT BAND 1961-2018			EXPERIENCE BAND 1961-2018		
AGE AT BEGIN OF INTERVAL	EXPOSURES AT BEGINNING OF AGE INTERVAL	RETIREMENTS DURING AGE INTERVAL	RETMT RATIO	SURV RATIO	PCT SURV BEGIN OF INTERVAL
0.0	312,989,930	9,692	0.0000	1.0000	100.00
0.5	298,360,397	964,072	0.0032	0.9968	100.00
1.5	281,618,262	795,476	0.0028	0.9972	99.67
2.5	263,808,246	1,224,893	0.0046	0.9954	99.39
3.5	257,544,262	959,784	0.0037	0.9963	98.93
4.5	240,290,173	552,938	0.0023	0.9977	98.56
5.5	236,640,781	737,935	0.0031	0.9969	98.34
6.5	232,408,429	2,040,039	0.0088	0.9912	98.03
7.5	221,448,823	2,157,719	0.0097	0.9903	97.17
8.5	210,573,564	722,558	0.0034	0.9966	96.22
9.5	197,434,431	1,274,209	0.0065	0.9935	95.89
10.5	186,330,816	2,176,356	0.0117	0.9883	95.27
11.5	176,252,853	587,499	0.0033	0.9967	94.16
12.5	170,296,377	1,358,222	0.0080	0.9920	93.85
13.5	155,368,464	1,514,401	0.0097	0.9903	93.10
14.5	151,805,403	777,633	0.0051	0.9949	92.19
15.5	149,282,096	906,470	0.0061	0.9939	91.72
16.5	146,345,935	1,129,174	0.0077	0.9923	91.16
17.5	143,227,620	766,829	0.0054	0.9946	90.46
18.5	142,038,166	911,017	0.0064	0.9936	89.97
19.5	140,834,230	1,661,961	0.0118	0.9882	89.40
20.5	138,531,699	879,151	0.0063	0.9937	88.34
21.5	136,091,705	2,552,482	0.0188	0.9812	87.78
22.5	129,547,493	2,288,708	0.0177	0.9823	86.13
23.5	123,857,714	1,595,195	0.0129	0.9871	84.61
24.5	118,634,326	1,191,727	0.0100	0.9900	83.52
25.5	109,988,584	1,588,982	0.0144	0.9856	82.68
26.5	84,728,455	702,581	0.0083	0.9917	81.49
27.5	79,483,982	523,537	0.0066	0.9934	80.81
28.5	65,466,428	993,309	0.0152	0.9848	80.28
29.5	34,214,124	275,121	0.0080	0.9920	79.06
30.5	33,011,365	806,685	0.0244	0.9756	78.43
31.5	27,253,771	1,009,450	0.0370	0.9630	76.51
32.5	25,697,527	473,333	0.0184	0.9816	73.68
33.5	22,661,191	496,781	0.0219	0.9781	72.32
34.5	21,096,490	60,879	0.0029	0.9971	70.73
35.5	19,353,837	137,508	0.0071	0.9929	70.53
36.5	18,707,068	310,744	0.0166	0.9834	70.03
37.5	16,673,962	281,807	0.0169	0.9831	68.87
38.5	16,239,934	179,849	0.0111	0.9889	67.70

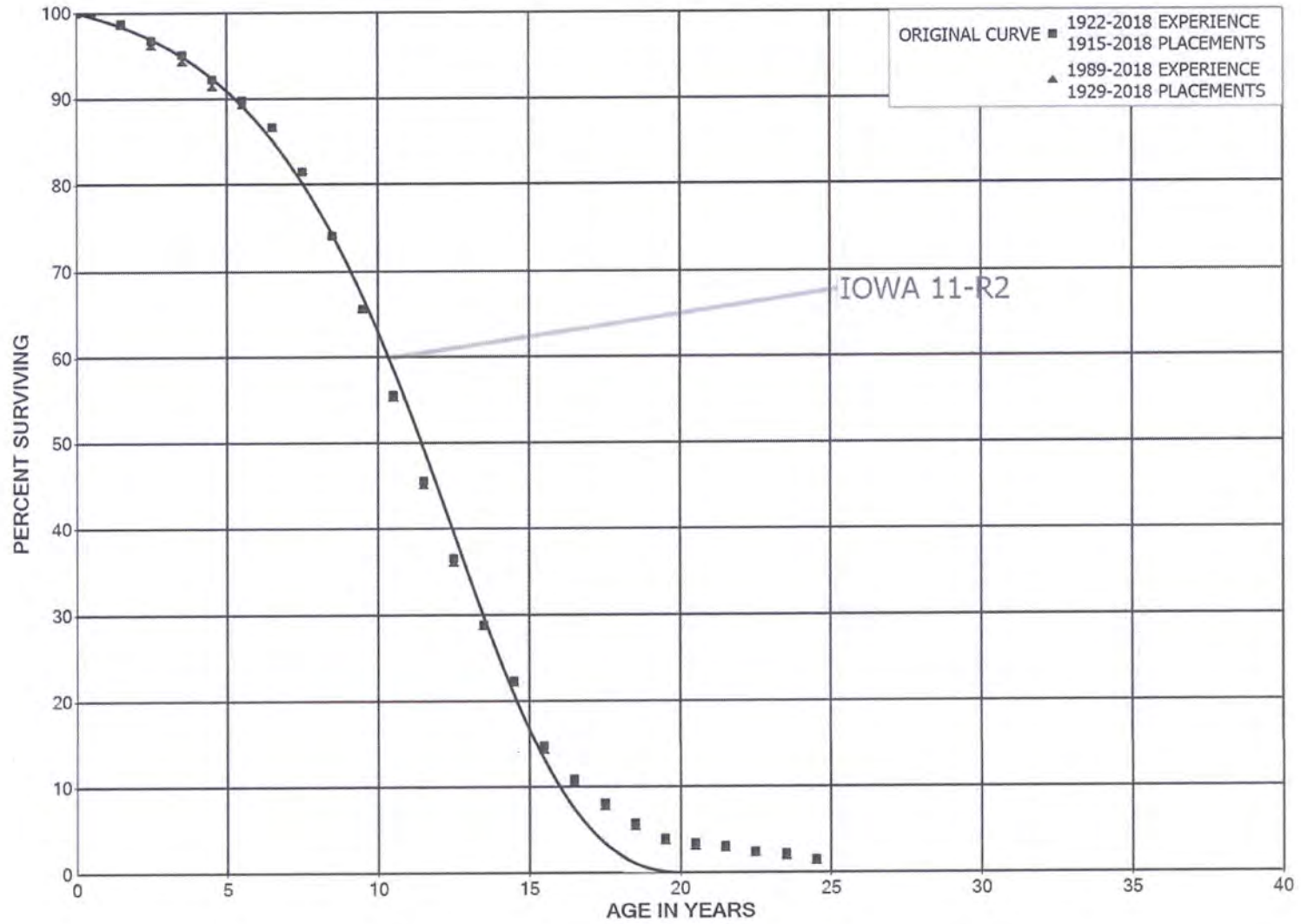
AMEREN MISSOURI

ACCOUNT 390 STRUCTURES AND IMPROVEMENTS

ORIGINAL LIFE TABLE, CONT.

PLACEMENT BAND 1961-2018			EXPERIENCE BAND 1961-2018		
AGE AT BEGIN OF INTERVAL	EXPOSURES AT BEGINNING OF AGE INTERVAL	RETIREMENTS DURING AGE INTERVAL	RETMT RATIO	SURV RATIO	PCT SURV BEGIN OF INTERVAL
39.5	14,408,570	149,951	0.0104	0.9896	66.95
40.5	13,416,293	143,364	0.0107	0.9893	66.26
41.5	12,098,719	14,216	0.0012	0.9988	65.55
42.5	11,657,102	123,517	0.0106	0.9894	65.47
43.5	10,972,370	107,959	0.0098	0.9902	64.78
44.5	10,748,407	54,400	0.0051	0.9949	64.14
45.5	10,304,697	38,644	0.0038	0.9962	63.81
46.5	10,062,499	200,704	0.0199	0.9801	63.58
47.5	9,072,543	142,640	0.0157	0.9843	62.31
48.5	8,673,101	175,408	0.0202	0.9798	61.33
49.5	7,325,717	161,765	0.0221	0.9779	60.09
50.5	7,090,085	60,951	0.0086	0.9914	58.76
51.5	6,563,560	108,740	0.0166	0.9834	58.26
52.5	2,854,933	8,091	0.0028	0.9972	57.29
53.5	2,548,268	54,130	0.0212	0.9788	57.13
54.5	1,363,245		0.0000	1.0000	55.91
55.5	1,250,120	47,170	0.0377	0.9623	55.91
56.5	16,607		0.0000	1.0000	53.80
57.5					53.80

AMEREN MISSOURI
ACCOUNT 392 TRANSPORTATION EQUIPMENT
ORIGINAL AND SMOOTH SURVIVOR CURVES



AMEREN MISSOURI

ACCOUNT 392 TRANSPORTATION EQUIPMENT

ORIGINAL LIFE TABLE

PLACEMENT BAND 1915-2018			EXPERIENCE BAND 1922-2018		
AGE AT BEGIN OF INTERVAL	EXPOSURES AT BEGINNING OF AGE INTERVAL	RETIREMENTS DURING AGE INTERVAL	RETMT RATIO	SURV RATIO	PCT SURV BEGIN OF INTERVAL
0.0	370,176,545	16,185	0.0000	1.0000	100.00
0.5	360,631,401	4,475,536	0.0124	0.9876	100.00
1.5	340,502,984	6,846,705	0.0201	0.9799	98.75
2.5	321,720,658	5,763,022	0.0179	0.9821	96.77
3.5	303,414,857	9,036,307	0.0298	0.9702	95.04
4.5	283,504,044	7,713,292	0.0272	0.9728	92.21
5.5	264,326,688	9,042,176	0.0342	0.9658	89.70
6.5	241,388,617	14,176,075	0.0587	0.9413	86.63
7.5	209,647,885	19,285,099	0.0920	0.9080	81.54
8.5	176,516,953	20,207,589	0.1145	0.8855	74.04
9.5	148,218,080	22,695,326	0.1531	0.8469	65.56
10.5	121,560,561	21,982,936	0.1808	0.8192	55.52
11.5	91,501,471	18,014,135	0.1969	0.8031	45.48
12.5	70,936,658	15,002,052	0.2115	0.7885	36.53
13.5	55,937,251	12,594,634	0.2252	0.7748	28.80
14.5	42,749,846	14,590,351	0.3413	0.6587	22.32
15.5	28,307,676	7,401,332	0.2615	0.7385	14.70
16.5	19,646,537	5,096,301	0.2594	0.7406	10.86
17.5	14,352,637	4,048,978	0.2821	0.7179	8.04
18.5	10,734,711	3,284,068	0.3059	0.6941	5.77
19.5	7,426,015	1,222,510	0.1646	0.8354	4.01
20.5	6,192,879	534,345	0.0863	0.9137	3.35
21.5	5,662,996	1,152,414	0.2035	0.7965	3.06
22.5	4,461,449	494,257	0.1108	0.8892	2.44
23.5	3,584,475	1,080,442	0.3014	0.6986	2.17
24.5	2,444,638	264,197	0.1081	0.8919	1.51
25.5	2,171,236	137,724	0.0634	0.9366	1.35
26.5	1,849,082	349,755	0.1892	0.8108	1.26
27.5	1,272,665	196,299	0.1542	0.8458	1.02
28.5	1,048,377	93,339	0.0890	0.9110	0.87
29.5	940,042	166,738	0.1774	0.8226	0.79
30.5	734,628	100,091	0.1362	0.8638	0.65
31.5	605,948	51,673	0.0853	0.9147	0.56
32.5	484,123	73,929	0.1527	0.8473	0.51
33.5	417,487	52,918	0.1268	0.8732	0.43
34.5	393,795	76,178	0.1934	0.8066	0.38
35.5	317,618	37,557	0.1182	0.8818	0.31
36.5	284,038	37,001	0.1303	0.8697	0.27
37.5	261,351	37,489	0.1434	0.8566	0.23
38.5	167,696	19,649	0.1172	0.8828	0.20

AMEREN MISSOURI

ACCOUNT 392 TRANSPORTATION EQUIPMENT

ORIGINAL LIFE TABLE, CONT.

PLACEMENT BAND 1915-2018			EXPERIENCE BAND 1922-2018		
AGE AT BEGIN OF INTERVAL	EXPOSURES AT BEGINNING OF AGE INTERVAL	RETIREMENTS DURING AGE INTERVAL	RETMT RATIO	SURV RATIO	PCT SURV BEGIN OF INTERVAL
39.5	129,207	9,678	0.0749	0.9251	0.18
40.5	119,529	11,951	0.1000	0.9000	0.16
41.5	101,698	8,542	0.0840	0.9160	0.15
42.5	104,655	26,543	0.2536	0.7464	0.14
43.5	72,232	14,259	0.1974	0.8026	0.10
44.5	59,882	12,524	0.2091	0.7909	0.08
45.5	47,358	15,490	0.3271	0.6729	0.06
46.5	33,777	4,432	0.1312	0.8688	0.04
47.5	29,345	5,069	0.1727	0.8273	0.04
48.5	24,276	155	0.0064	0.9936	0.03
49.5	24,121	1,038	0.0430	0.9570	0.03
50.5	23,083	3,294	0.1427	0.8573	0.03
51.5	19,789	3,276	0.1656	0.8344	0.03
52.5	16,513	6,580	0.3985	0.6015	0.02
53.5	11,839	1,177	0.0994	0.9006	0.01
54.5	10,662	643	0.0603	0.9397	0.01
55.5	10,019	1,809	0.1806	0.8194	0.01
56.5	8,210	1,837	0.2238	0.7762	0.01
57.5	18,542		0.0000	1.0000	0.01
58.5	18,542	2,582	0.1393	0.8607	0.01
59.5	15,960	63	0.0039	0.9961	0.01
60.5	15,897	1,177	0.0740	0.9260	0.01
61.5	14,720		0.0000	1.0000	0.01
62.5	14,720	13,037	0.8857	0.1143	0.01
63.5	1,683		0.0000	1.0000	0.00
64.5	1,683		0.0000	1.0000	0.00
65.5	1,683		0.0000	1.0000	0.00
66.5	1,683		0.0000	1.0000	0.00
67.5	1,683		0.0000	1.0000	0.00
68.5	1,683		0.0000	1.0000	0.00
69.5	1,683		0.0000	1.0000	0.00
70.5	1,683		0.0000	1.0000	0.00
71.5	1,683		0.0000	1.0000	0.00
72.5	1,683		0.0000	1.0000	0.00
73.5	1,683		0.0000	1.0000	0.00
74.5	1,683		0.0000	1.0000	0.00
75.5	1,683		0.0000	1.0000	0.00
76.5	1,683		0.0000	1.0000	0.00
77.5	1,683		0.0000	1.0000	0.00
78.5	1,683		0.0000	1.0000	0.00

AMEREN MISSOURI
 ACCOUNT 392 TRANSPORTATION EQUIPMENT
 ORIGINAL LIFE TABLE, CONT.

PLACEMENT BAND 1915-2018			EXPERIENCE BAND 1922-2018		
AGE AT BEGIN OF INTERVAL	EXPOSURES AT BEGINNING OF AGE INTERVAL	RETIREMENTS DURING AGE INTERVAL	RETMT RATIO	SURV RATIO	PCT SURV BEGIN OF INTERVAL
79.5	1,683		0.0000	1.0000	0.00
80.5	1,683		0.0000	1.0000	0.00
81.5	1,683		0.0000	1.0000	0.00
82.5	1,683		0.0000	1.0000	0.00
83.5	1,683		0.0000	1.0000	0.00
84.5	1,683		0.0000	1.0000	0.00
85.5	1,683		0.0000	1.0000	0.00
86.5	1,683		0.0000	1.0000	0.00
87.5	1,683		0.0000	1.0000	0.00
88.5	1,683		0.0000	1.0000	0.00
89.5					0.00

AMEREN MISSOURI

ACCOUNT 392 TRANSPORTATION EQUIPMENT

ORIGINAL LIFE TABLE

PLACEMENT BAND 1929-2018			EXPERIENCE BAND 1989-2018		
AGE AT BEGIN OF INTERVAL	EXPOSURES AT BEGINNING OF AGE INTERVAL	RETIREMENTS DURING AGE INTERVAL	RETMT RATIO	SURV RATIO	PCT SURV BEGIN OF INTERVAL
0.0	276,851,839		0.0000	1.0000	100.00
0.5	278,802,833	4,388,347	0.0157	0.9843	100.00
1.5	270,426,651	6,676,403	0.0247	0.9753	98.43
2.5	258,897,658	5,147,393	0.0199	0.9801	96.00
3.5	250,854,548	7,706,263	0.0307	0.9693	94.09
4.5	239,107,577	5,707,067	0.0239	0.9761	91.20
5.5	227,845,946	6,669,294	0.0293	0.9707	89.02
6.5	213,188,628	12,111,237	0.0568	0.9432	86.41
7.5	188,819,383	17,248,832	0.0914	0.9086	81.51
8.5	159,419,330	18,390,624	0.1154	0.8846	74.06
9.5	134,877,291	21,419,180	0.1588	0.8412	65.52
10.5	110,517,634	20,679,626	0.1871	0.8129	55.11
11.5	81,942,845	16,324,970	0.1992	0.8008	44.80
12.5	63,565,990	13,091,399	0.2059	0.7941	35.87
13.5	50,903,183	11,707,090	0.2300	0.7700	28.49
14.5	39,036,081	14,052,507	0.3600	0.6400	21.93
15.5	25,328,473	6,783,776	0.2678	0.7322	14.04
16.5	17,465,616	4,704,891	0.2694	0.7306	10.28
17.5	12,678,308	3,897,472	0.3074	0.6926	7.51
18.5	9,436,916	3,163,331	0.3352	0.6648	5.20
19.5	6,333,294	1,085,924	0.1715	0.8285	3.46
20.5	5,368,476	492,218	0.0917	0.9083	2.86
21.5	4,918,368	1,111,112	0.2259	0.7741	2.60
22.5	3,829,400	481,164	0.1256	0.8744	2.01
23.5	3,068,537	1,060,484	0.3456	0.6544	1.76
24.5	1,995,594	255,895	0.1282	0.8718	1.15
25.5	1,746,389	126,472	0.0724	0.9276	1.00
26.5	1,464,524	334,255	0.2282	0.7718	0.93
27.5	911,896	172,703	0.1894	0.8106	0.72
28.5	771,591	83,943	0.1088	0.8912	0.58
29.5	733,857	147,582	0.2011	0.7989	0.52
30.5	574,897	98,090	0.1706	0.8294	0.42
31.5	462,447	47,886	0.1035	0.8965	0.34
32.5	364,344	72,622	0.1993	0.8007	0.31
33.5	308,423	51,389	0.1666	0.8334	0.25
34.5	296,101	73,890	0.2495	0.7505	0.21
35.5	225,281	36,069	0.1601	0.8399	0.15
36.5	197,183	34,437	0.1746	0.8254	0.13
37.5	179,597	32,210	0.1793	0.8207	0.11
38.5	97,100	18,302	0.1885	0.8115	0.09

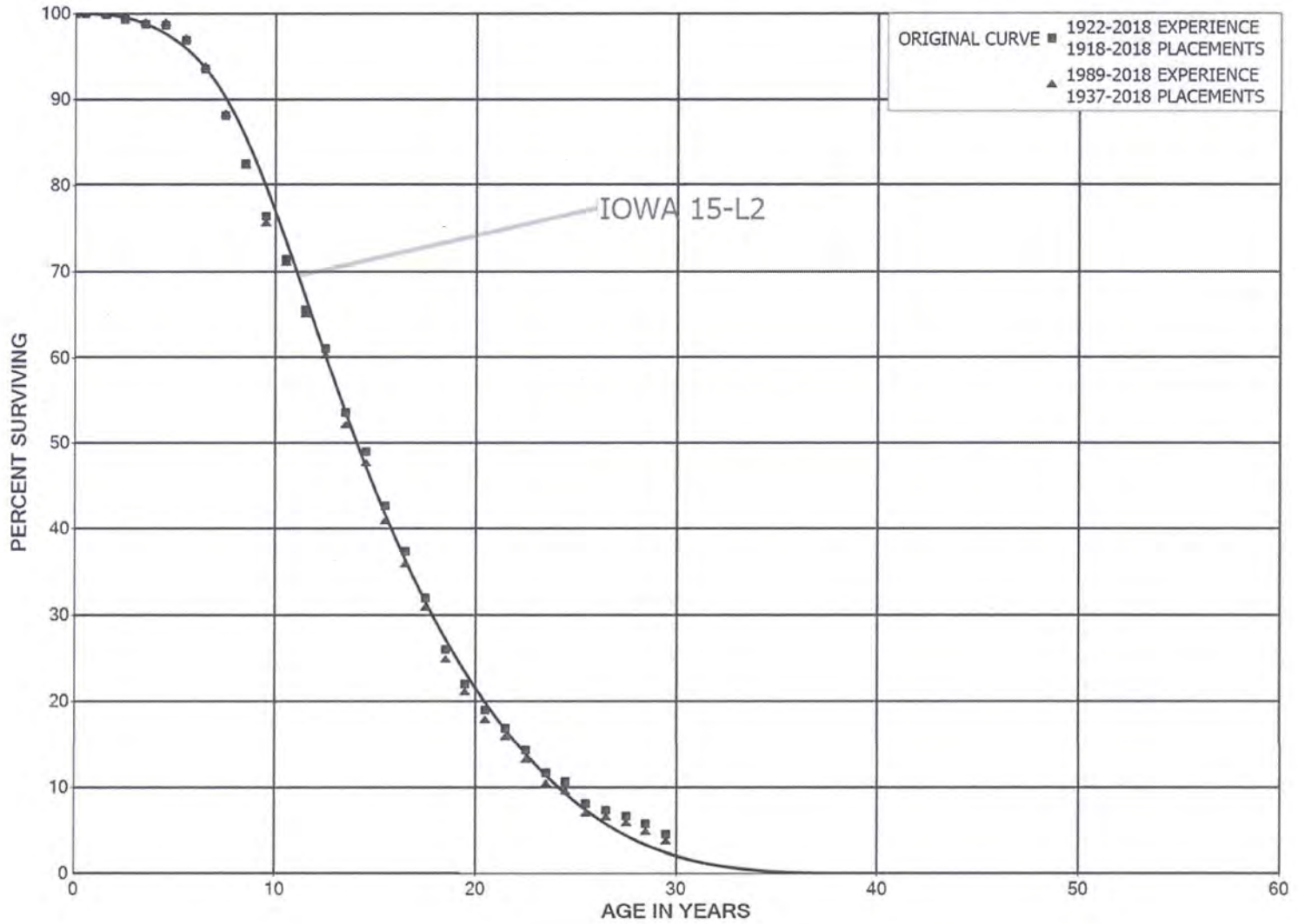
AMEREN MISSOURI
ACCOUNT 392 TRANSPORTATION EQUIPMENT
ORIGINAL LIFE TABLE, CONT.

PLACEMENT BAND 1929-2018			EXPERIENCE BAND 1989-2018			
AGE AT BEGIN OF INTERVAL	EXPOSURES AT BEGINNING OF AGE INTERVAL	RETIREMENTS DURING AGE INTERVAL	RETMT RATIO	SURV RATIO	PCT SURV BEGIN OF INTERVAL	
39.5	80,058	9,034	0.1128	0.8872	0.07	
40.5	80,862	6,699	0.0828	0.9172	0.06	
41.5	80,482	8,542	0.1061	0.8939	0.06	
42.5	95,309	26,543	0.2785	0.7215	0.05	
43.5	63,064	14,259	0.2261	0.7739	0.04	
44.5	50,714	12,524	0.2470	0.7530	0.03	
45.5	38,190	15,490	0.4056	0.5944	0.02	
46.5	25,356	4,432	0.1748	0.8252	0.01	
47.5	24,218	5,069	0.2093	0.7907	0.01	
48.5	19,149	155	0.0081	0.9919	0.01	
49.5	19,153	906	0.0473	0.9527	0.01	
50.5	18,247	3,294	0.1805	0.8195	0.01	
51.5	16,006	3,276	0.2047	0.7953	0.01	
52.5	12,729	6,580	0.5169	0.4831	0.01	
53.5	8,056	1,177	0.1461	0.8539	0.00	
54.5	6,879	643	0.0935	0.9065	0.00	
55.5	6,236	1,809	0.2901	0.7099	0.00	
56.5	4,427	958	0.2165	0.7835	0.00	
57.5	15,638		0.0000	1.0000	0.00	
58.5	15,638	2,291	0.1465	0.8535	0.00	
59.5	15,960	63	0.0039	0.9961	0.00	
60.5	15,897	1,177	0.0740	0.9260	0.00	
61.5	14,720		0.0000	1.0000	0.00	
62.5	14,720	13,037	0.8857	0.1143	0.00	
63.5	1,683		0.0000	1.0000	0.00	
64.5	1,683		0.0000	1.0000	0.00	
65.5	1,683		0.0000	1.0000	0.00	
66.5	1,683		0.0000	1.0000	0.00	
67.5	1,683		0.0000	1.0000	0.00	
68.5	1,683		0.0000	1.0000	0.00	
69.5	1,683		0.0000	1.0000	0.00	
70.5	1,683		0.0000	1.0000	0.00	
71.5	1,683		0.0000	1.0000	0.00	
72.5	1,683		0.0000	1.0000	0.00	
73.5	1,683		0.0000	1.0000	0.00	
74.5	1,683		0.0000	1.0000	0.00	
75.5	1,683		0.0000	1.0000	0.00	
76.5	1,683		0.0000	1.0000	0.00	
77.5	1,683		0.0000	1.0000	0.00	
78.5	1,683		0.0000	1.0000	0.00	

AMEREN MISSOURI
ACCOUNT 392 TRANSPORTATION EQUIPMENT
ORIGINAL LIFE TABLE, CONT.

PLACEMENT BAND 1929-2018			EXPERIENCE BAND 1989-2018		
AGE AT BEGIN OF INTERVAL	EXPOSURES AT BEGINNING OF AGE INTERVAL	RETIREMENTS DURING AGE INTERVAL	RETMT RATIO	SURV RATIO	PCT SURV BEGIN OF INTERVAL
79.5	1,683		0.0000	1.0000	0.00
80.5	1,683		0.0000	1.0000	0.00
81.5	1,683		0.0000	1.0000	0.00
82.5	1,683		0.0000	1.0000	0.00
83.5	1,683		0.0000	1.0000	0.00
84.5	1,683		0.0000	1.0000	0.00
85.5	1,683		0.0000	1.0000	0.00
86.5	1,683		0.0000	1.0000	0.00
87.5	1,683		0.0000	1.0000	0.00
88.5	1,683		0.0000	1.0000	0.00
89.5					0.00

AMEREN MISSOURI
ACCOUNT 396 POWER OPERATED EQUIPMENT
ORIGINAL AND SMOOTH SURVIVOR CURVES



AMEREN MISSOURI

ACCOUNT 396 POWER OPERATED EQUIPMENT

ORIGINAL LIFE TABLE

PLACEMENT BAND 1918-2018			EXPERIENCE BAND 1922-2018		
AGE AT BEGIN OF INTERVAL	EXPOSURES AT BEGINNING OF AGE INTERVAL	RETIREMENTS DURING AGE INTERVAL	RETMT RATIO	SURV RATIO	PCT SURV BEGIN OF INTERVAL
0.0	36,558,238		0.0000	1.0000	100.00
0.5	35,220,980	69,462	0.0020	0.9980	100.00
1.5	36,967,150	204,865	0.0055	0.9945	99.80
2.5	35,316,346	189,684	0.0054	0.9946	99.25
3.5	34,614,758	37,845	0.0011	0.9989	98.72
4.5	34,210,540	608,289	0.0178	0.9822	98.61
5.5	32,453,257	1,120,062	0.0345	0.9655	96.86
6.5	29,204,375	1,692,183	0.0579	0.9421	93.51
7.5	25,739,199	1,642,612	0.0638	0.9362	88.09
8.5	23,317,926	1,720,868	0.0738	0.9262	82.47
9.5	21,307,888	1,385,362	0.0650	0.9350	76.39
10.5	19,874,333	1,645,084	0.0828	0.9172	71.42
11.5	17,253,169	1,181,467	0.0685	0.9315	65.51
12.5	15,717,019	1,939,000	0.1234	0.8766	61.02
13.5	13,097,341	1,123,932	0.0858	0.9142	53.49
14.5	11,310,849	1,452,182	0.1284	0.8716	48.90
15.5	9,056,898	1,142,870	0.1262	0.8738	42.62
16.5	8,048,084	1,136,357	0.1412	0.8588	37.25
17.5	6,655,320	1,257,900	0.1890	0.8110	31.99
18.5	5,245,809	813,786	0.1551	0.8449	25.94
19.5	4,345,332	594,344	0.1368	0.8632	21.92
20.5	3,619,769	398,040	0.1100	0.8900	18.92
21.5	3,260,176	494,139	0.1516	0.8484	16.84
22.5	2,737,562	513,604	0.1876	0.8124	14.29
23.5	2,214,621	189,136	0.0854	0.9146	11.61
24.5	1,829,963	444,682	0.2430	0.7570	10.61
25.5	1,235,298	114,923	0.0930	0.9070	8.04
26.5	1,019,460	101,796	0.0999	0.9001	7.29
27.5	914,782	123,185	0.1347	0.8653	6.56
28.5	806,003	161,685	0.2006	0.7994	5.68
29.5	629,766	43,726	0.0694	0.9306	4.54
30.5	534,299	18,736	0.0351	0.9649	4.22
31.5	501,003	23,259	0.0464	0.9536	4.07
32.5	475,072	22,829	0.0481	0.9519	3.89
33.5	443,359	44,806	0.1011	0.8989	3.70
34.5	337,312	50,396	0.1494	0.8506	3.33
35.5	260,516	29,633	0.1137	0.8863	2.83
36.5	205,545	38,861	0.1891	0.8109	2.51
37.5	161,167	55,531	0.3446	0.6554	2.03
38.5	105,636	14,954	0.1416	0.8584	1.33

AMEREN MISSOURI

ACCOUNT 396 POWER OPERATED EQUIPMENT

ORIGINAL LIFE TABLE, CONT.

PLACEMENT BAND 1918-2018			EXPERIENCE BAND 1922-2018		
AGE AT BEGIN OF INTERVAL	EXPOSURES AT BEGINNING OF AGE INTERVAL	RETIREMENTS DURING AGE INTERVAL	RETMT RATIO	SURV RATIO	PCT SURV BEGIN OF INTERVAL
39.5	87,889	7,185	0.0818	0.9182	1.14
40.5	75,683	6,468	0.0855	0.9145	1.05
41.5	69,214	5,075	0.0733	0.9267	0.96
42.5	64,140	23,033	0.3591	0.6409	0.89
43.5	41,107	0	0.0000	1.0000	0.57
44.5	41,107	3,566	0.0867	0.9133	0.57
45.5	22,162	219	0.0099	0.9901	0.52
46.5	21,943	11,743	0.5352	0.4648	0.52
47.5	10,200	2,068	0.2027	0.7973	0.24
48.5	8,132	0	0.0000	1.0000	0.19
49.5	8,132		0.0000	1.0000	0.19
50.5	8,132		0.0000	1.0000	0.19
51.5	8,132		0.0000	1.0000	0.19
52.5	922		0.0000	1.0000	0.19
53.5	922	247	0.2679	0.7321	0.19
54.5	675		0.0000	1.0000	0.14
55.5	675		0.0000	1.0000	0.14
56.5	675		0.0000	1.0000	0.14
57.5	675		0.0000	1.0000	0.14
58.5	675		0.0000	1.0000	0.14
59.5	675		0.0000	1.0000	0.14
60.5	675	675	1.0000		0.14
61.5					

AMEREN MISSOURI

ACCOUNT 396 POWER OPERATED EQUIPMENT

ORIGINAL LIFE TABLE

PLACEMENT BAND 1937-2018			EXPERIENCE BAND 1989-2018		
AGE AT BEGIN OF INTERVAL	EXPOSURES AT BEGINNING OF AGE INTERVAL	RETIREMENTS DURING AGE INTERVAL	RETMT RATIO	SURV RATIO	PCT SURV BEGIN OF INTERVAL
0.0	22,348,698		0.0000	1.0000	100.00
0.5	23,480,342	55,701	0.0024	0.9976	100.00
1.5	26,196,500	60,464	0.0023	0.9977	99.76
2.5	25,472,419	181,135	0.0071	0.9929	99.53
3.5	25,262,417	10,484	0.0004	0.9996	98.82
4.5	25,176,128	471,953	0.0187	0.9813	98.78
5.5	24,476,680	803,451	0.0328	0.9672	96.93
6.5	21,944,483	1,292,802	0.0589	0.9411	93.75
7.5	19,558,648	1,332,503	0.0681	0.9319	88.23
8.5	18,018,815	1,470,627	0.0816	0.9184	82.22
9.5	16,767,513	1,022,219	0.0610	0.9390	75.51
10.5	16,197,856	1,366,124	0.0843	0.9157	70.90
11.5	13,980,430	1,018,788	0.0729	0.9271	64.92
12.5	12,724,151	1,737,250	0.1365	0.8635	60.19
13.5	10,514,330	912,953	0.0868	0.9132	51.97
14.5	9,183,258	1,308,329	0.1425	0.8575	47.46
15.5	7,360,037	899,560	0.1222	0.8778	40.70
16.5	6,754,460	943,544	0.1397	0.8603	35.72
17.5	5,712,161	1,124,289	0.1968	0.8032	30.73
18.5	4,483,462	683,798	0.1525	0.8475	24.69
19.5	3,728,758	566,530	0.1519	0.8481	20.92
20.5	3,043,383	341,405	0.1122	0.8878	17.74
21.5	2,820,799	479,642	0.1700	0.8300	15.75
22.5	2,347,188	491,891	0.2096	0.7904	13.07
23.5	1,903,538	179,369	0.0942	0.9058	10.33
24.5	1,619,770	435,598	0.2689	0.7311	9.36
25.5	1,034,746	75,113	0.0726	0.9274	6.84
26.5	864,006	91,708	0.1061	0.8939	6.35
27.5	771,007	123,185	0.1598	0.8402	5.67
28.5	666,717	161,685	0.2425	0.7575	4.77
29.5	524,445	43,684	0.0833	0.9167	3.61
30.5	442,563	11,180	0.0253	0.9747	3.31
31.5	437,089	21,981	0.0503	0.9497	3.23
32.5	413,978	22,829	0.0551	0.9449	3.06
33.5	386,867	17,315	0.0448	0.9552	2.89
34.5	308,311	50,396	0.1635	0.8365	2.77
35.5	231,515	20,575	0.0889	0.9111	2.31
36.5	189,552	38,861	0.2050	0.7950	2.11
37.5	145,174	55,217	0.3803	0.6197	1.68
38.5	89,957	14,227	0.1582	0.8418	1.04

AMEREN MISSOURI

ACCOUNT 396 POWER OPERATED EQUIPMENT

ORIGINAL LIFE TABLE, CONT.

PLACEMENT BAND 1937-2018			EXPERIENCE BAND 1989-2018		
AGE AT BEGIN OF INTERVAL	EXPOSURES AT BEGINNING OF AGE INTERVAL	RETIREMENTS DURING AGE INTERVAL	RETMT RATIO	SURV RATIO	PCT SURV BEGIN OF INTERVAL
39.5	72,937	7,185	0.0985	0.9015	0.87
40.5	60,731	6,468	0.1065	0.8935	0.79
41.5	54,262	5,075	0.0935	0.9065	0.70
42.5	49,436	23,033	0.4659	0.5341	0.64
43.5	26,403	0	0.0000	1.0000	0.34
44.5	26,403	3,566	0.1350	0.8650	0.34
45.5	7,458	0	0.0000	1.0000	0.29
46.5	19,448	11,743	0.6038	0.3962	0.29
47.5	7,705	248	0.0322	0.9678	0.12
48.5	7,457	0	0.0000	1.0000	0.11
49.5	7,457		0.0000	1.0000	0.11
50.5	7,457		0.0000	1.0000	0.11
51.5	8,132		0.0000	1.0000	0.11
52.5	922		0.0000	1.0000	0.11
53.5	922	247	0.2679	0.7321	0.11
54.5	675		0.0000	1.0000	0.08
55.5	675		0.0000	1.0000	0.08
56.5	675		0.0000	1.0000	0.08
57.5	675		0.0000	1.0000	0.08
58.5	675		0.0000	1.0000	0.08
59.5	675		0.0000	1.0000	0.08
60.5	675	675	1.0000		0.08
61.5					

PART VIII. NET SALVAGE STATISTICS



AMEREN MISSOURI

CALCULATION OF WEIGHTED NET SALVAGE PERCENT FOR GENERATION PLANT AS OF DECEMBER 31, 2018

ACCOUNT (1)	TERMINAL RETIREMENTS			INTERIM RETIREMENTS			TOTAL NET SALVAGE (8)=(3)+(7)	TOTAL RETIREMENTS (9)=(2)+(5)	ESTIMATED NET SALVAGE (%)(10) (10)=(8)/(9)
	RETIREMENTS (\$) (2)	NET SALVAGE (\$) (3)	NET SALVAGE [%] (4)=(3)/(2)	RETIREMENTS (\$) (5)	NET SALVAGE [%] (6)	NET SALVAGE (\$) (7)=(5)/(6)			
STEAM PRODUCTION PLANT									
MERAMEC									
311 STRUCTURES AND IMPROVEMENTS	48,960,000	0	0	734,023	(20)	146,805	146,805	49,694,024	0
312 BOILER PLANT EQUIPMENT	434,653,371	0	0	14,796,667	(25)	3,699,167	3,699,167	449,450,037	(1)
314 TURBOGENERATOR UNITS	109,075,076	0	0	3,760,400	(10)	376,040	376,040	112,835,475	0
315 ACCESSORY ELECTRIC EQUIPMENT	56,748,924	0	0	1,094,771	(10)	109,477	109,477	57,843,695	0
316 MISCELLANEOUS POWER PLANT EQUIPMENT	9,489,013	0	0	543,908	0	-	-	10,042,922	0
TOTAL MERAMEC	658,936,385	-	0	20,929,769	-	4,331,488	4,331,488	679,866,154	(1)
SIOUX									
311 STRUCTURES AND IMPROVEMENTS	54,585,040	0	0	3,059,377	(20)	611,875	611,875	57,844,417	(1)
312 BOILER PLANT EQUIPMENT	833,096,373	0	0	126,082,232	(25)	31,520,558	31,520,558	969,178,604	(3)
314 TURBOGENERATOR UNITS	147,126,849	0	0	17,466,279	(10)	1,746,628	1,746,628	164,593,128	(1)
315 ACCESSORY ELECTRIC EQUIPMENT	118,445,247	0	0	9,378,751	(10)	937,975	937,975	127,824,998	(1)
316 MISCELLANEOUS POWER PLANT EQUIPMENT	10,428,077	0	0	3,338,385	0	-	-	13,784,462	0
TOTAL SIOUX	1,163,679,586	-	0	159,326,024	-	34,817,036	34,817,036	1,323,005,610	(3)
LABADIE									
311 STRUCTURES AND IMPROVEMENTS	118,101,218	0	0	11,856,886	(20)	2,371,373	2,371,373	129,958,084	(2)
312 BOILER PLANT EQUIPMENT	760,604,495	0	0	259,039,087	(25)	64,759,772	64,759,772	1,019,643,582	(6)
314 TURBOGENERATOR UNITS	193,107,596	0	0	60,504,614	(10)	6,050,461	6,050,461	253,612,210	(2)
315 ACCESSORY ELECTRIC EQUIPMENT	97,622,274	0	0	19,909,515	(10)	1,990,952	1,990,952	117,531,789	(2)
316 MISCELLANEOUS POWER PLANT EQUIPMENT	10,039,211	0	0	8,092,188	0	-	-	18,131,397	0
TOTAL LABADIE	1,179,474,794	-	0	359,402,269	-	75,172,558	75,172,558	1,538,877,063	
RUSH ISLAND									
311 STRUCTURES AND IMPROVEMENTS	86,495,252	0	0	11,013,165	(20)	2,202,633	2,202,633	97,508,417	(2)
312 BOILER PLANT EQUIPMENT	383,696,918	0	0	161,188,938	(25)	40,297,235	40,297,235	544,885,857	(7)
314 TURBOGENERATOR UNITS	121,852,643	0	0	46,319,377	(10)	4,631,938	4,631,938	168,172,021	(3)
315 ACCESSORY ELECTRIC EQUIPMENT	45,312,541	0	0	10,746,945	(10)	1,074,694	1,074,694	56,059,486	(2)
316 MISCELLANEOUS POWER PLANT EQUIPMENT	7,757,567	0	0	6,644,616	0	-	-	14,402,183	0
TOTAL RUSH ISLAND	645,114,923	-	0	235,913,041	-	48,206,500	48,206,500	691,027,964	
COMMON									
311 STRUCTURES AND IMPROVEMENTS	1,811,878	0	0	164,567	(20)	32,913	32,913	1,875,445	(2)
312 BOILER PLANT EQUIPMENT	27,935,186	0	0	8,459,923	(25)	2,114,981	2,114,981	36,395,109	(6)
315 ACCESSORY ELECTRIC EQUIPMENT	2,643,210	0	0	486,755	(10)	48,676	48,676	3,129,975	(2)
316 MISCELLANEOUS POWER PLANT EQUIPMENT	9,727	0	0	7,605	0	-	-	17,331	0
TOTAL COMMON	32,400,000	-	0	9,118,650	-	2,196,571	2,196,571	41,518,860	
TOTAL STEAM PRODUCTION PLANT	3,679,605,687	-	-	784,689,963	-	164,724,153	164,724,153	4,464,295,680	
NUCLEAR PRODUCTION PLANT									
CALLAWAY									
321 STRUCTURES AND IMPROVEMENTS	857,251,058	0	0	109,254,769	(10)	10,925,477	10,925,477	966,505,827	(1)
322 REACTOR PLANT EQUIPMENT	819,000,263	0	0	489,617,403	(15)	73,442,610	73,442,610	1,308,617,655	(6)
323 TURBOGENERATOR UNITS	312,346,644	0	0	234,636,364	(10)	23,483,636	23,483,636	547,183,008	(4)
324 ACCESSORY ELECTRIC EQUIPMENT	233,618,414	0	0	42,860,196	(5)	2,143,010	2,143,010	276,478,610	(1)
325 MISCELLANEOUS POWER PLANT EQUIPMENT	60,379,039	0	0	84,823,496	0	-	-	145,202,535	0
TOTAL CALLAWAY	2,282,595,418	-	0	961,392,228	-	109,994,734	109,994,734	3,243,987,646	
TOTAL NUCLEAR PRODUCTION PLANT	2,282,595,418	-	-	961,392,228	-	109,994,734	109,994,734	3,243,987,646	



AMEREN MISSOURI

CALCULATION OF WEIGHTED NET SALVAGE PERCENT FOR GENERATION PLANT AS OF DECEMBER 31, 2018

ACCOUNT (1)	TERMINAL RETIREMENTS			INTERIM RETIREMENTS			TOTAL NET SALVAGE (\$) (8)=(3)+(7)	TOTAL RETIREMENTS (9)=(2)+(5)	ESTIMATED NET SALVAGE (%) (10)=(8)/(9)
	RETIREMENTS (\$) (2)	NET SALVAGE (\$) (3)	NET SALVAGE (%) (4)=(3)/(2)	RETIREMENTS (\$) (5)	NET SALVAGE (%) (6)	NET SALVAGE (\$) (7)=(5)x(6)			
HYDRO PRODUCTION PLANT									
OSAGE									
331 STRUCTURES AND IMPROVEMENTS	8,092,925	0	0	857,055	(20)	171,411	171,411	8,949,981	(2)
332 RESERVOIRS, DAMS AND WATERWAYS	83,252,590	0	0	3,177,593	(15)	476,634	476,634	86,430,152	(1)
333 WATER WHEELS, TURBINES AND GENERATORS	53,033,128	0	0	8,243,533	(60)	4,946,120	4,946,120	63,276,661	(8)
334 ACCESSORY ELECTRIC EQUIPMENT	24,851,068	0	0	5,710,428	(5)	285,521	285,521	30,561,496	(1)
335 MISCELLANEOUS POWER PLANT EQUIPMENT	2,130,072	0	0	780,863	0	-	-	2,910,936	0
336 ROADS, RAILROADS AND BRIDGES	12,372	0	0	85,073	0	-	-	77,445	0
TOTAL OSAGE	173,372,156	-	0	18,834,516	-	5,879,687	5,879,687	192,206,670	-
KEOKUK									
331 STRUCTURES AND IMPROVEMENTS	7,633,404	0	0	1,175,009	(20)	235,002	235,002	8,808,412	(3)
332 RESERVOIRS, DAMS AND WATERWAYS	16,755,848	0	0	1,654,434	(15)	248,165	248,165	19,410,282	(1)
333 WATER WHEELS, TURBINES AND GENERATORS	110,061,399	0	0	22,126,018	(60)	13,275,611	13,275,611	132,187,416	(10)
334 ACCESSORY ELECTRIC EQUIPMENT	14,299,209	0	0	5,562,707	(5)	278,135	278,135	19,861,816	(1)
335 MISCELLANEOUS POWER PLANT EQUIPMENT	2,657,773	0	0	1,670,086	0	-	-	4,327,860	0
336 ROADS, RAILROADS AND BRIDGES	34,684	0	0	80,242	0	-	-	114,926	0
TOTAL KEOKUK	161,442,316	-	0	32,268,486	-	14,036,913	14,036,913	183,710,812	-
TAUM SAUK									
331 STRUCTURES AND IMPROVEMENTS	16,594,518	0	0	5,515,564	(20)	1,103,113	1,103,113	22,210,082	(5)
332 RESERVOIRS, DAMS AND WATERWAYS	8,289,001	0	0	1,982,816	(15)	297,422	297,422	10,271,817	(3)
333 WATER WHEELS, TURBINES AND GENERATORS	42,235,371	0	0	31,487,025	(60)	18,892,215	18,892,215	73,722,396	(26)
334 ACCESSORY ELECTRIC EQUIPMENT	4,438,656	0	0	8,707,882	(5)	435,394	435,394	13,146,539	(3)
335 MISCELLANEOUS POWER PLANT EQUIPMENT	1,146,079	0	0	3,617,290	0	-	-	4,763,369	0
336 ROADS, RAILROADS AND BRIDGES	31,828	0	0	200,924	0	-	-	232,752	0
TOTAL TAUM SAUK	72,835,453	-	0	51,511,501	-	20,728,144	20,728,144	124,346,954	-
TOTAL HYDRO PRODUCTION PLANT	397,649,924	-	-	102,614,513	-	40,644,744	40,644,744	500,264,436	-

AMEREN MISSOURI

ACCOUNT 311 STRUCTURES AND IMPROVEMENTS

SUMMARY OF BOOK SALVAGE

YEAR	REGULAR RETIREMENTS	COST OF REMOVAL		GROSS SALVAGE		NET SALVAGE	
		AMOUNT	PCT	AMOUNT	PCT	AMOUNT	PCT
1961	158,115	26,361	17		0	26,361-	17-
1962	8,208	3,355	41	1,571	19	1,784-	22-
1963	75,119	8,613	11	525	1	8,088-	11-
1964	36,871	3,019	8	1,212	3	1,807-	5-
1965	179,096	5,263	3	70	0	5,193-	3-
1966	97,418	623	1		0	623-	1-
1967	8,852		0	4	0	4	0
1968	24,113		0		0		0
1969	782		0		0		0
1970	5,733		0		0		0
1971	673,801	8,645	1	100	0	8,545-	1-
1972	55,662	145	0		0	145-	0
1973	737,544	2,476	0		0	2,476-	0
1974	6,975	85	1	4,000	57	3,915	56
1975	7,604		0		0		0
1976	407,611		0	42-	0	42-	0
1977	9,942,839	6,816	0	15,590	0	8,774	0
1978	24,722	191,899	776		0	191,899-	776-
1979	1,385,722	192,983	14	323,439	23	130,456	9
1980	266,373	41,065	15		0	41,065-	15-
1981	252,970	3,514	1	540	0	2,974-	1-
1982	102,634	9,725	9		0	9,725-	9-
1983	117,038	9,900	8		0	9,900-	8-
1984	835,443	35,290	4	18,000	2	17,290-	2-
1985	87,658	26,325	30		0	26,325-	30-
1986	121,145	36,381	30		0	36,381-	30-
1987	305,838	89,865	29		0	89,865-	29-
1988	210,494	85,578	41		0	85,578-	41-
1989	215,590	63,130	29		0	63,130-	29-
1990	142,830	124,651	87		0	124,651-	87-
1991	697,158	43,286	6		0	43,286-	6-
1992	215,079	47,904	22		0	47,904-	22-
1993	398,308	66,935	17		0	66,935-	17-
1994	304,710	50,471	17		0	50,471-	17-
1995	626,185	87,350	14		0	87,350-	14-
1996	492,928	93,472	19		0	93,472-	19-
1997	541,448	60,431	11		0	60,431-	11-
1998	865,751	44,452	5		0	44,452-	5-
1999	396,944	2,500	1		0	2,500-	1-
2000	557,248	5,197	1		0	5,197-	1-
2001	1,924,522-	73,965	4-		0	73,965-	4
2002	1,127,607		0		0		0
2003	170,650	12,848	8		0	12,848-	8-

AMEREN MISSOURI

ACCOUNT 311 STRUCTURES AND IMPROVEMENTS

SUMMARY OF BOOK SALVAGE

YEAR	REGULAR RETIREMENTS	COST OF REMOVAL		GROSS SALVAGE		NET SALVAGE	
		AMOUNT	PCT	AMOUNT	PCT	AMOUNT	PCT
2004	335,179	87,747	26		0	87,747-	26-
2005	259,134	20,212	8		0	20,212-	8-
2006							
2007	223,142	51,778	23		0	51,778-	23-
2008	624,960		0		0		0
2009	1,192,441	353,044	30		0	353,044-	30-
2010	283,506	104,018	37		0	104,018-	37-
2011	395,618	112,649	28		0	112,649-	28-
2012	442,707	261,251	59		0	261,251-	59-
2013	4,319,910	204,995	5		0	204,995-	5-
2014	1,052,519	306,738	29	4,240	0	302,498-	29-
2015	149,156	65,490	44		0	65,490-	44-
2016	1,929,108	529,546	27	9,050	0	520,496-	27-
2017	636,276	301,564	47		0	301,564-	47-
2018	1,705,149	276,523	16		0	276,523-	16-
TOTAL	34,513,098	4,240,072	12	378,299	1	3,861,773-	11-

THREE-YEAR MOVING AVERAGES

61-63	80,481	12,776	16	699	1	12,078-	15-
62-64	40,066	4,996	12	1,103	3	3,893-	10-
63-65	97,029	5,632	6	602	1	5,029-	5-
64-66	104,462	2,968	3	427	0	2,541-	2-
65-67	95,122	1,962	2	25	0	1,937-	2-
66-68	43,461	208	0	1	0	206-	0
67-69	11,249		0	1	0	1	0
68-70	10,209		0		0		0
69-71	226,772	2,882	1	33	0	2,848-	1-
70-72	245,065	2,930	1	33	0	2,897-	1-
71-73	489,002	3,755	1	33	0	3,722-	1-
72-74	266,727	902	0	1,333	0	431	0
73-75	250,708	854	0	1,333	1	480	0
74-76	140,730	28	0	1,319	1	1,291	1
75-77	3,452,685	2,272	0	5,183	0	2,911	0
76-78	3,458,391	66,238	2	5,183	0	61,056-	2-
77-79	3,784,428	130,566	3	113,010	3	17,556-	0
78-80	558,939	141,982	25	107,813	19	34,169-	6-
79-81	635,022	79,187	12	107,993	17	28,806	5
80-82	207,326	18,101	9	180	0	17,921-	9-
81-83	157,547	7,713	5	180	0	7,533-	5-
82-84	351,705	18,305	5	6,000	2	12,305-	3-
83-85	346,713	23,838	7	6,000	2	17,838-	5-

Schedule JJS-D2

AMEREN MISSOURI

ACCOUNT 311 STRUCTURES AND IMPROVEMENTS

SUMMARY OF BOOK SALVAGE

YEAR	REGULAR RETIREMENTS	COST OF REMOVAL AMOUNT	PCT	GROSS SALVAGE AMOUNT	PCT	NET SALVAGE AMOUNT	PCT
THREE-YEAR MOVING AVERAGES							
84-86	348,082	32,665	9	6,000	2	26,665-	8-
85-87	171,547	50,857	30		0	50,857-	30-
86-88	212,492	70,608	33		0	70,608-	33-
87-89	243,974	79,524	33		0	79,524-	33-
88-90	189,638	91,120	48		0	91,120-	48-
89-91	351,859	77,022	22		0	77,022-	22-
90-92	351,689	71,947	20		0	71,947-	20-
91-93	436,848	52,708	12		0	52,708-	12-
92-94	306,032	55,103	18		0	55,103-	18-
93-95	443,068	68,252	15		0	68,252-	15-
94-96	474,608	77,098	16		0	77,098-	16-
95-97	553,520	80,418	15		0	80,418-	15-
96-98	633,376	66,118	10		0	66,118-	10-
97-99	601,381	35,794	6		0	35,794-	6-
98-00	606,648	17,383	3		0	17,383-	3-
99-01	323,443-	27,221	8-		0	27,221-	8
00-02	79,889-	26,387	33-		0	26,387-	33
01-03	208,755-	28,938	14-		0	28,938-	14
02-04	544,479	33,531	6		0	33,531-	6-
03-05	254,988	40,269	16		0	40,269-	16-
04-06	198,104	35,986	18		0	35,986-	18-
05-07	160,759	23,997	15		0	23,997-	15-
06-08	282,701	17,259	6		0	17,259-	6-
07-09	680,181	134,941	20		0	134,941-	20-
08-10	700,302	152,354	22		0	152,354-	22-
09-11	623,855	189,904	30		0	189,904-	30-
10-12	373,944	159,306	43		0	159,306-	43-
11-13	1,719,411	192,965	11		0	192,965-	11-
12-14	1,938,378	257,661	13	1,413	0	256,248-	13-
13-15	1,840,528	192,408	10	1,413	0	190,994-	10-
14-16	1,043,594	300,591	29	4,430	0	296,161-	28-
15-17	904,847	298,867	33	3,017	0	295,850-	33-
16-18	1,423,511	369,211	26	3,017	0	366,194-	26-
FIVE-YEAR AVERAGE							
14-18	1,094,442	295,972	27	2,658	0	293,314-	27-

AMEREN MISSOURI

ACCOUNT 312 BOILER PLANT EQUIPMENT

SUMMARY OF BOOK SALVAGE

YEAR	REGULAR RETIREMENTS	COST OF REMOVAL		GROSS SALVAGE		NET SALVAGE	
		AMOUNT	PCT	AMOUNT	PCT	AMOUNT	PCT
1961	161,374	60,011	37	19,540	12	40,471-	25-
1962	125,055	50,122	40	24,665	20	25,457-	20-
1963	86,958	12,010	14	3,310	4	8,700-	10-
1964	394,609	38,340	10	74-	0	38,414-	10-
1965	1,446,360	34,756	2	2,610	0	32,146-	2-
1966	130,916	10,398	8	5,900	5	4,498-	3-
1967	158,570	16,216	10	393-	0	16,609-	10-
1968	489,335	3,807	1		0	3,807-	1-
1969	363,773	24,327	7	4,619	1	19,708-	5-
1970	235,831	9,100	4	3,986-	2-	13,086-	6-
1971	893,195	7,863	1	17,973	2	10,110	1
1972	1,830,014	66,575	4	1,155	0	65,420-	4-
1973	4,865,126	189,147	4	39,571	1	149,576-	3-
1974	92,093	8,180	9	9,962	11	1,782	2
1975	107,347	3,198	3	71,790	67	68,592	64
1976	11,407,815	49,611	0	258	0	49,353-	0
1977	533,415	84,223	16	17,576	3	66,647-	12-
1978	411,563	133,151	32	44,672	11	88,479-	21-
1979	3,371,760	73,139	2	336,947	10	263,808	8
1980	391,191	174,054	44	31,381	8	142,673-	36-
1981	3,414,799	122,811	4	36,307	1	86,504-	3-
1982	2,707,874	1,750,327	65	85,167	3	1,665,160-	61-
1983	1,198,554	85,193	7	20-	0	85,213-	7-
1984	507,365	77,543	15	8,896	2	68,647-	14-
1985	684,582	1,061,206	155		0	1,061,206-	155-
1986	1,745,193	391,335	22		0	391,335-	22-
1987	1,841,435	37,881	2	42,800	2	4,919	0
1988	1,256,972	20,131	2	9,500	1	10,631-	1-
1989	1,613,621	159,469	10	81,111	5	78,358-	5-
1990	2,905,298	496,949	17	50,000	2	446,949-	15-
1991	2,716,811	634,819	23	63,362	2	571,457-	21-
1992	1,772,075	1,768,224	100	5,182	0	1,763,042-	99-
1993	9,781,616	1,861,786	19	36,425	0	1,825,361-	19-
1994	10,331,916	3,081,510	30	7,809	0	3,073,701-	30-
1995	13,134,123	5,961,347	45	17,661	0	5,943,686-	45-
1996	25,216,177	5,568,913	22	48,074	0	5,520,839-	22-
1997	27,077,292	1,279,181	5	120,071	0	1,159,110-	4-
1998	2,933,811	394,063	13	108,853	4	285,210-	10-
1999	8,834,694	1,583,410	18	96,376	1	1,487,034-	17-
2000	8,544,480	5,530,456	65	31,775	0	5,498,681-	64-
2001	15,430,338	7,526,545	49	65,328	0	7,461,217-	48-
2002	9,369,678	6,229,896	66	5,502	0	6,224,393-	66-
2003	22,542,670	6,631,431	29	169,692	1	6,461,739-	29-

Schedule JJS-D2

AMEREN MISSOURI

ACCOUNT 312 BOILER PLANT EQUIPMENT

SUMMARY OF BOOK SALVAGE

YEAR	REGULAR RETIREMENTS	COST OF REMOVAL		GROSS SALVAGE		NET SALVAGE	
		AMOUNT	PCT	AMOUNT	PCT	AMOUNT	PCT
2004	43,340,848	14,295,080	33	61,144	0	14,233,936-	33-
2005	13,276,784	4,185,438	32	159,498	1	4,025,940-	30-
2006	5,151,378	1,966,601	38	1,106,778	21	859,823-	17-
2007	5,491,989	5,410,720	99	363,993	7	5,046,727-	92-
2008	45,316,068	2,290,021	5	823,500	2	1,466,522-	3-
2009	10,885,714	1,771,423	16	53,356	0	1,718,067-	16-
2010	31,179,333	3,788,329	12	697,290	2	3,091,039-	10-
2011	10,236,904	6,222,721	61	238,614	2	5,984,108-	58-
2012	25,572,245	18,604,860	73	1,355,924	5	17,248,935-	67-
2013	43,946,814	1,718,353	4	328,788	1	1,389,565-	3-
2014	30,120,801	3,885,545	13	345,437	1	3,540,108-	12-
2015	12,586,031	10,131,219	80	114,287	1	10,016,932-	80-
2016	27,925,207	11,769,170	42	469,042	2	11,300,128-	40-
2017	10,931,403	8,937,398	82	1,127,999	10	7,809,398-	71-
2018	42,785,603	19,297,501	45	162,218	0	19,135,283-	45-
TOTAL	561,804,796	167,577,034	30	9,125,216	2	158,451,818-	28-

THREE-YEAR MOVING AVERAGES

61-63	124,462	40,714	33	15,838	13	24,876-	20-
62-64	202,207	33,491	17	9,300	5	24,190-	12-
63-65	642,642	28,369	4	1,949	0	26,420-	4-
64-66	657,295	27,831	4	2,812	0	25,019-	4-
65-67	578,615	20,457	4	2,706	0	17,751-	3-
66-68	259,607	10,140	4	1,836	1	8,305-	3-
67-69	337,226	14,783	4	1,409	0	13,375-	4-
68-70	362,980	12,411	3	211	0	12,200-	3-
69-71	497,600	13,763	3	6,202	1	7,561-	2-
70-72	986,347	27,846	3	5,047	1	22,799-	2-
71-73	2,529,445	87,862	3	19,566	1	68,295-	3-
72-74	2,262,411	87,967	4	16,896	1	71,071-	3-
73-75	1,688,189	66,842	4	40,441	2	26,401-	2-
74-76	3,869,085	20,330	1	27,337	1	7,007	0
75-77	4,016,192	45,677	1	29,875	1	15,803-	0
76-78	4,117,598	88,995	2	20,835	1	68,160-	2-
77-79	1,438,913	96,838	7	133,065	9	36,227	3
78-80	1,391,505	126,781	9	137,667	10	10,885	1
79-81	2,392,583	123,335	5	134,878	6	11,544	0
80-82	2,171,288	682,397	31	50,952	2	631,446-	29-
81-83	2,440,409	652,777	27	40,485	2	612,292-	25-
82-84	1,471,264	637,688	43	31,348	2	606,340-	41-
83-85	796,834	407,981	51	2,959	0	405,022-	51-

AMEREN MISSOURI

ACCOUNT 312 BOILER PLANT EQUIPMENT

SUMMARY OF BOOK SALVAGE

YEAR	REGULAR RETIREMENTS	COST OF REMOVAL AMOUNT	PCT	GROSS SALVAGE AMOUNT	PCT	NET SALVAGE AMOUNT	PCT
THREE-YEAR MOVING AVERAGES							
84-86	979,047	510,028	52	2,965	0	507,063-	52-
85-87	1,423,737	496,807	35	14,267	1	482,541-	34-
86-88	1,614,533	149,782	9	17,433	1	132,349-	8-
87-89	1,570,676	72,494	5	44,470	3	28,023-	2-
88-90	1,925,297	225,516	12	46,870	2	178,646-	9-
89-91	2,411,910	430,412	18	64,824	3	365,588-	15-
90-92	2,464,728	966,664	39	39,515	2	927,149-	38-
91-93	4,756,834	1,421,610	30	34,990	1	1,386,620-	29-
92-94	7,295,202	2,237,173	31	16,472	0	2,220,701-	30-
93-95	11,082,552	3,634,881	33	20,632	0	3,614,249-	33-
94-96	16,227,405	4,870,590	30	24,515	0	4,846,075-	30-
95-97	21,809,197	4,269,814	20	61,935	0	4,207,878-	19-
96-98	18,409,093	2,414,052	13	92,333	1	2,321,720-	13-
97-99	12,948,599	1,085,551	8	108,433	1	977,118-	8-
98-00	6,770,995	2,502,643	37	79,001	1	2,423,642-	36-
99-01	10,936,504	4,880,137	45	64,493	1	4,815,644-	44-
00-02	11,114,832	6,428,966	58	34,202	0	6,394,764-	58-
01-03	15,780,895	6,795,957	43	80,174	1	6,715,783-	43-
02-04	25,084,399	9,052,136	36	78,780	0	8,973,356-	36-
03-05	26,386,767	8,370,650	32	130,112	0	8,240,538-	31-
04-06	20,589,670	6,815,707	33	442,474	2	6,373,233-	31-
05-07	7,973,384	3,854,253	48	543,423	7	3,310,830-	42-
06-08	18,653,145	3,222,448	17	764,757	4	2,457,691-	13-
07-09	20,564,590	3,157,388	15	413,616	2	2,743,772-	13-
08-10	29,127,038	2,616,591	9	524,715	2	2,091,876-	7-
09-11	17,433,984	3,927,491	23	329,753	2	3,597,738-	21-
10-12	22,329,494	9,538,636	43	763,943	3	8,774,694-	39-
11-13	26,585,321	8,848,645	33	641,108	2	8,207,536-	31-
12-14	33,213,287	8,069,586	24	676,716	2	7,392,870-	22-
13-15	28,884,548	5,245,039	18	262,837	1	4,982,202-	17-
14-16	23,544,013	8,595,312	37	309,589	1	8,285,723-	35-
15-17	17,147,547	10,279,262	60	570,443	3	9,708,820-	57-
16-18	27,214,071	13,334,689	49	586,419	2	12,748,270-	47-
FIVE-YEAR AVERAGE							
14-18	24,869,809	10,804,167	43	443,797	2	10,360,370-	42-

AMEREN MISSOURI

ACCOUNT 312.03 BOILER PLANT EQUIPMENT - ALUMINUM COAL CARS

SUMMARY OF BOOK SALVAGE

YEAR	REGULAR RETIREMENTS	COST OF REMOVAL		GROSS SALVAGE		NET SALVAGE	
		AMOUNT	PCT	AMOUNT	PCT	AMOUNT	PCT
1994				93,721		93,721	
1995	2,468,135		0	1,910,907	77	1,910,907	77
1996							
1997	607,989		0	485,793	80	485,793	80
1998	917,936		0	724,141	79	724,141	79
1999	1,029,485		0	163,066	16	163,066	16
2000							
2001							
2002	1,601,256		0	1,398,854	87	1,398,854	87
2003	282,856		0	1,125,480	398	1,125,480	398
2004	54,040		0	1,966,248		1,966,248	
2005	3,209,484		0	269,683	8	269,683	8
2006	478,727		0	875,701	183	875,701	183
2007	633,964		0		0		0
2008	780,879		0	546,307	70	546,307	70
2009							
2010	700,045		0		0		0
2011	1,997,976		0		0		0
2012							
2013	1,295,514		0	91,146	7	91,146	7
2014	52,247		0		0		0
2015							
2016							
2017							
2018							
TOTAL	16,002,451		0	9,651,046	60	9,651,046	60

THREE-YEAR MOVING AVERAGES

94-96	822,712		0	668,209	81	668,209	81
95-97	1,025,375		0	798,900	78	798,900	78
96-98	508,642		0	403,311	79	403,311	79
97-99	851,803		0	457,667	54	457,667	54
98-00	649,140		0	295,736	46	295,736	46
99-01	343,162		0	54,355	16	54,355	16
00-02	533,752		0	466,285	87	466,285	87
01-03	628,037		0	841,445	134	841,445	134
02-04	610,024		0	1,496,861	245	1,496,861	245
03-05	1,146,100		0	1,120,470	98	1,120,470	98
04-06	1,211,390		0	1,037,210	86	1,037,210	86
05-07	1,440,725		0	381,794	27	381,794	27
06-08	631,190		0	474,002	75	474,002	75

Schedule JJS-D2

AMEREN MISSOURI

ACCOUNT 312.03 BOILER PLANT EQUIPMENT - ALUMINUM COAL CARS

SUMMARY OF BOOK SALVAGE

YEAR	REGULAR RETIREMENTS	COST OF REMOVAL AMOUNT	PCT	GROSS SALVAGE AMOUNT	PCT	NET SALVAGE AMOUNT	PCT
THREE-YEAR MOVING AVERAGES							
07-09	471,614		0	182,102	39	182,102	39
08-10	493,641		0	182,102	37	182,102	37
09-11	899,340		0		0		0
10-12	899,340		0		0		0
11-13	1,097,830		0	30,382	3	30,382	3
12-14	449,254		0	30,382	7	30,382	7
13-15	449,254		0	30,382	7	30,382	7
14-16	17,416		0		0		0
15-17							
16-18							
FIVE-YEAR AVERAGE							
14-18	10,449		0		0		0

AMEREN MISSOURI

ACCOUNT 314 TURBOGENERATOR UNITS

SUMMARY OF BOOK SALVAGE

YEAR	REGULAR RETIREMENTS	COST OF REMOVAL		GROSS SALVAGE		NET SALVAGE	
		AMOUNT	PCT	AMOUNT	PCT	AMOUNT	PCT
1961	4,863		0	9	0	9	0
1962		1,126				1,126-	
1963	41,724		0		0		0
1964	1,254	984	78		0	984-	78-
1965	30,873	93	0	406	1	313	1
1966	22,803		0		0		0
1967	2,331	438	19		0	438-	19-
1968		856				856-	
1969	30,027	407	1		0	407-	1-
1970	4,647	75	2	3,252	70	3,177	68
1971	1,404,626	32	0		0	32-	0
1972	8,286		0		0		0
1973	1,454,591		0		0		0
1974	235,684	244	0		0	244-	0
1975							
1976	6,302,767		0		0		0
1977							
1978	24,146		0		0		0
1979				198,439		198,439	
1980		1,104				1,104-	
1981	35,886		0		0		0
1982	179,581	23,900	13		0	23,900-	13-
1983	69,244	2,684	4		0	2,684-	4-
1984	4,084,661	321,720	8	11,480	0	310,240-	8-
1985	2,263	37,579		109,000		71,421	
1986	3,846,169	310,078	8	760,000	20	449,922	12
1987	88,706		0	5,000-	6-	5,000-	6-
1988	36,828	442	1	36,500	99	36,058	98
1989	24,520	4,055	17		0	4,055-	17-
1990	163,775	61,058	37	500	0	60,558-	37-
1991	197,708	32,183	16		0	32,183-	16-
1992	56,496	1,658	3		0	1,658-	3-
1993	699,027	25,558	4		0	25,558-	4-
1994	1,323,278	223,391	17		0	223,391-	17-
1995	836,640	91,012	11		0	91,012-	11-
1996	824,384	135,332	16	513,719	62	378,387	46
1997	1,670,807	214,024	13	517,906	31	303,882	18
1998	2,559,028	1,113	0		0	1,113-	0
1999	5,113,337	89,863	2		0	89,863-	2-
2000	2,707,377	757,789	28	222,990	8	534,799-	20-
2001	7,248,523	292,956	4	2,198,673	30	1,905,717	26
2002	8,816,460	4,381,180	50	406,877	5	3,974,303-	45-
2003	20,941,174	1,167,576	6		0	1,167,576-	6-

Schedule JJS-D2

AMEREN MISSOURI

ACCOUNT 314 TURBOGENERATOR UNITS

SUMMARY OF BOOK SALVAGE

YEAR	REGULAR RETIREMENTS	COST OF REMOVAL		GROSS SALVAGE		NET SALVAGE	
		AMOUNT	PCT	AMOUNT	PCT	AMOUNT	PCT
2004	2,751,291	950,373	35		0	950,373-	35-
2005	13,680,872	920,981	7	101,587	1	819,394-	6-
2006	2,670,747	600,648	22		0	600,648-	22-
2007	62,452	576	1	6,698	11	6,121	10
2008	5,908,047	819,262	14	6,698-	0	825,960-	14-
2009	90,657	668,323	737		0	668,323-	737-
2010	4,649,281	259,270	6	2,358	0	256,912-	6-
2011	4,772,530	514,189	11	33,432	1	480,756-	10-
2012	5,863,610	1,974,899	34	300,000	5	1,674,899-	29-
2013	21,691,202	454,712	2	24,968	0	429,744-	2-
2014	4,560,840	455,362	10	41,055	1	414,306-	9-
2015	2,366,677	988,090	42		0	988,090-	42-
2016	3,707,139	691,253	19		0	691,253-	19-
2017	1,831,863	2,494,426	136		0	2,494,426-	136-
2018	1,727,103	682,725	40	46,628	3	636,096-	37-
TOTAL	147,428,807	20,655,599	14	5,524,780	4	15,130,820-	10-

THREE-YEAR MOVING AVERAGES

61-63	15,529	375	2	3	0	372-	2-
62-64	14,326	703	5		0	703-	5-
63-65	24,617	359	1	135	1	224-	1-
64-66	18,310	359	2	135	1	224-	1-
65-67	18,669	177	1	135	1	42-	0
66-68	8,378	431	5		0	431-	5-
67-69	10,786	567	5		0	567-	5-
68-70	11,558	446	4	1,084	9	638	6
69-71	479,767	171	0	1,084	0	913	0
70-72	472,520	36	0	1,084	0	1,048	0
71-73	955,834	11	0		0	11-	0
72-74	566,187	81	0		0	81-	0
73-75	563,425	81	0		0	81-	0
74-76	2,179,484	81	0		0	81-	0
75-77	2,100,922		0		0		0
76-78	2,108,971		0		0		0
77-79	8,049		0	66,146	822	66,146	822
78-80	8,049	368	5	66,146	822	65,778	817
79-81	11,962	368	3	66,146	553	65,778	550
80-82	71,822	8,335	12		0	8,335-	12-
81-83	94,904	8,861	9		0	8,861-	9-
82-84	1,444,495	116,101	8	3,827	0	112,275-	8-
83-85	1,385,389	120,661	9	40,160	3	80,501-	6-

Schedule JJS-D2

AMEREN MISSOURI

ACCOUNT 314 TURBOGENERATOR UNITS

SUMMARY OF BOOK SALVAGE

YEAR	REGULAR RETIREMENTS	COST OF REMOVAL AMOUNT	PCT	GROSS SALVAGE AMOUNT	PCT	NET SALVAGE AMOUNT	PCT
THREE-YEAR MOVING AVERAGES							
84-86	2,644,364	223,126	8	293,493	11	70,368	3
85-87	1,312,379	115,886	9	288,000	22	172,114	13
86-88	1,323,901	103,507	8	263,833	20	160,327	12
87-89	50,018	1,499	3	10,500	21	9,001	18
88-90	75,041	21,852	29	12,333	16	9,518-	13-
89-91	128,668	32,432	25	167	0	32,265-	25-
90-92	139,326	31,633	23	167	0	31,466-	23-
91-93	317,744	19,800	6		0	19,800-	6-
92-94	692,934	83,536	12		0	83,536-	12-
93-95	952,982	113,320	12		0	113,320-	12-
94-96	994,767	149,912	15	171,240	17	21,328	2
95-97	1,110,610	146,789	13	343,875	31	197,086	18
96-98	1,684,740	116,823	7	343,875	20	227,052	13
97-99	3,114,391	101,667	3	172,635	6	70,969	2
98-00	3,459,914	282,922	8	74,330	2	208,592-	6-
99-01	5,023,079	380,203	8	807,221	16	427,018	9
00-02	6,257,453	1,810,642	29	942,847	15	867,795-	14-
01-03	12,335,386	1,947,237	16	868,517	7	1,078,721-	9-
02-04	10,836,308	2,166,376	20	135,626	1	2,030,751-	19-
03-05	12,457,779	1,012,977	8	33,862	0	979,114-	8-
04-06	6,367,637	824,001	13	33,862	1	790,139-	12-
05-07	5,471,357	507,402	9	36,095	1	471,307-	9-
06-08	2,880,415	473,496	16		0	473,496-	16-
07-09	2,020,385	496,054	25		0	496,054-	25-
08-10	3,549,328	582,285	16	1,447-	0	583,732-	16-
09-11	3,170,823	480,594	15	11,930	0	468,664-	15-
10-12	5,095,140	916,119	18	111,930	2	804,189-	16-
11-13	10,775,781	981,267	9	119,467	1	861,800-	8-
12-14	10,705,217	961,658	9	122,008	1	839,650-	8-
13-15	9,539,573	632,721	7	22,008	0	610,713-	6-
14-16	3,544,886	711,568	20	13,685	0	697,883-	20-
15-17	2,635,226	1,391,256	53		0	1,391,256-	53-
16-18	2,422,035	1,289,468	53	15,543	1	1,273,925-	53-
FIVE-YEAR AVERAGE							
14-18	2,838,725	1,062,371	37	17,537	1	1,044,834-	37-

AMEREN MISSOURI

ACCOUNT 315 ACCESSORY ELECTRIC EQUIPMENT

SUMMARY OF BOOK SALVAGE

YEAR	REGULAR RETIREMENTS	COST OF REMOVAL		GROSS SALVAGE		NET SALVAGE	
		AMOUNT	PCT	AMOUNT	PCT	AMOUNT	PCT
1961	18,579	2,842	15	1,279	7	1,563-	8-
1962	8,953	1,182	13	3,302	37	2,120	24
1963	34,270	64	0		0	64-	0
1964	26,392	3,345	13	1,713	6	1,632-	6-
1965	6,717	702	10	1,098	16	396	6
1966	40,451	1,792	4		0	1,792-	4-
1967	177,380	3,235	2	57	0	3,178-	2-
1968	68,607	352	1		0	352-	1-
1969	41,332	175	0		0	175-	0
1970	3,499	78	2	5,582	160	5,504	157
1971	653,621	121	0	28,666	4	28,545	4
1972	14,660	76	1		0	76-	1-
1973	331,953	4,571	1		0	4,571-	1-
1974	92,002	885	1	2,245	2	1,360	1
1975	24,141		0		0		0
1976	531,535	881	0		0	881-	0
1977	4,448,067	2,184	0	700	0	1,484-	0
1978		61				61-	
1979	108,402	1,885	2	156,019	144	154,134	142
1980	25,237	928	4	1,586	6	658	3
1981	30,984	175	1	1,882	6	1,707	6
1982	3,849		0		0		0
1983	155,150	1,482	1		0	1,482-	1-
1984		1,030				1,030-	
1985	21,451	2,121	10	3,180	15	1,059	5
1986				4,012		4,012	
1987	684,684	7,054	1		0	7,054-	1-
1988	137,511	12,338	9		0	12,338-	9-
1989		44,328				44,328-	
1990	387,712	291,171	75		0	291,171-	75-
1991	130,876	119,722	91		0	119,722-	91-
1992	134,973		0	500	0	500	0
1993	100,435	20,763	21		0	20,763-	21-
1994	599,154	53,500	9	1,435	0	52,065-	9-
1995	91,612		0		0		0
1996	1,103,783	169,951	15	41,200	4	128,751-	12-
1997	1,217,979	176,708	15		0	176,708-	15-
1998	976,741	68,108	7	158,762	16	90,654	9
1999	292,464	62,315	21	38,980	13	23,335-	8-
2000	2,072,315	75,000	4	425-	0	75,425-	4-
2001	246,376	35,500	14		0	35,500-	14-
2002	1,348,269	695,350	52		0	695,350-	52-
2003	1,143,929	138,889-	12-		0	138,889	12

Schedule JJS-D2

AMEREN MISSOURI

ACCOUNT 315 ACCESSORY ELECTRIC EQUIPMENT

SUMMARY OF BOOK SALVAGE

YEAR	REGULAR RETIREMENTS	COST OF REMOVAL		GROSS SALVAGE		NET SALVAGE	
		AMOUNT	PCT	AMOUNT	PCT	AMOUNT	PCT
2004	1,287,754	315,751	25		0	315,751-	25-
2005	2,688,588	122,492	5	4,200	0	118,292-	4-
2006	2,209,803	184,615	8	420,000	19	235,385	11
2007	199,831	11,500	6		0	11,500-	6-
2008	722,902	130,670	18		0	130,670-	18-
2009	193,612	83,301	43		0	83,301-	43-
2010	450,708	188,342	42		0	188,342-	42-
2011	641,236	111,307	17		0	111,307-	17-
2012	1,310,079	119,552	9		0	119,552-	9-
2013	5,550,067	58,638	1	12,689	0	45,949-	1-
2014	1,987,699	242,466	12	8,427	0	234,039-	12-
2015	366,091	70,177	19	4,557	1	65,619-	18-
2016	668,763	356,952	53	3,950	1	353,002-	53-
2017	3,554,639	367,565	10	263,018	7	104,547-	3-
2018	748,563	196,185	26		0	196,185-	26-
TOTAL	40,116,379	4,282,598	11	1,168,614	3	3,113,984-	8-

THREE-YEAR MOVING AVERAGES

61-63	20,601	1,363	7	1,527	7	164	1
62-64	23,205	1,530	7	1,672	7	141	1
63-65	22,460	1,370	6	937	4	433-	2-
64-66	24,520	1,946	8	937	4	1,009-	4-
65-67	74,849	1,910	3	385	1	1,525-	2-
66-68	95,479	1,793	2	19	0	1,774-	2-
67-69	95,773	1,254	1	19	0	1,235-	1-
68-70	37,813	202	1	1,861	5	1,659	4
69-71	232,817	125	0	11,416	5	11,291	5
70-72	223,927	92	0	11,416	5	11,324	5
71-73	333,411	1,589	0	9,555	3	7,966	2
72-74	146,205	1,844	1	748	1	1,096-	1-
73-75	149,365	1,819	1	748	1	1,070-	1-
74-76	215,893	589	0	748	0	160	0
75-77	1,667,914	1,022	0	233	0	788-	0
76-78	1,659,867	1,042	0	233	0	809-	0
77-79	1,518,823	1,377	0	52,240	3	50,863	3
78-80	44,546	958	2	52,535	118	51,577	116
79-81	54,874	996	2	53,162	97	52,166	95
80-82	20,023	368	2	1,156	6	788	4
81-83	63,328	552	1	627	1	75	0
82-84	53,000	837	2		0	837-	2-
83-85	58,867	1,544	3	1,060	2	484-	1-

Schedule JJS-D2

AMEREN MISSOURI

ACCOUNT 315 ACCESSORY ELECTRIC EQUIPMENT

SUMMARY OF BOOK SALVAGE

YEAR	REGULAR RETIREMENTS	COST OF REMOVAL AMOUNT	PCT	GROSS SALVAGE AMOUNT	PCT	NET SALVAGE AMOUNT	PCT
THREE-YEAR MOVING AVERAGES							
84-86	7,150	1,050	15	2,397	34	1,347	19
85-87	235,378	3,058	1	2,397	1	661-	0
86-88	274,065	6,464	2	1,337	0	5,127-	2-
87-89	274,065	21,240	8		0	21,240-	8-
88-90	175,074	115,946	66		0	115,946-	66-
89-91	172,863	151,740	88		0	151,740-	88-
90-92	217,854	136,964	63	167	0	136,798-	63-
91-93	122,095	46,828	38	167	0	46,662-	38-
92-94	278,187	24,754	9	645	0	24,109-	9-
93-95	263,734	24,754	9	478	0	24,276-	9-
94-96	598,183	74,484	12	14,212	2	60,272-	10-
95-97	804,458	115,553	14	13,733	2	101,820-	13-
96-98	1,099,501	138,256	13	66,654	6	71,602-	7-
97-99	829,061	102,377	12	65,914	8	36,463-	4-
98-00	1,113,840	68,474	6	65,772	6	2,702-	0
99-01	870,385	57,605	7	12,852	1	44,753-	5-
00-02	1,222,320	268,617	22	142-	0	268,758-	22-
01-03	912,858	197,320	22		0	197,320-	22-
02-04	1,259,984	290,737	23		0	290,737-	23-
03-05	1,706,757	99,784	6	1,400	0	98,384-	6-
04-06	2,062,048	207,619	10	141,400	7	66,219-	3-
05-07	1,699,407	106,202	6	141,400	8	35,198	2
06-08	1,044,178	108,928	10	140,000	13	31,072	3
07-09	372,115	75,157	20		0	75,157-	20-
08-10	455,740	134,104	29		0	134,104-	29-
09-11	428,519	127,650	30		0	127,650-	30-
10-12	800,674	139,733	17		0	139,733-	17-
11-13	2,500,461	96,499	4	4,230	0	92,269-	4-
12-14	2,949,282	140,219	5	7,039	0	133,180-	5-
13-15	2,634,619	123,760	5	8,558	0	115,203-	4-
14-16	1,007,518	223,198	22	5,645	1	217,554-	22-
15-17	1,529,831	264,898	17	90,508	6	174,390-	11-
16-18	1,657,322	306,901	19	88,989	5	217,911-	13-
FIVE-YEAR AVERAGE							
14-18	1,465,151	246,669	17	55,990	4	190,679-	13-

AMEREN MISSOURI

ACCOUNT 316 MISCELLANEOUS POWER PLANT EQUIPMENT

SUMMARY OF BOOK SALVAGE

YEAR	REGULAR RETIREMENTS	COST OF REMOVAL		GROSS SALVAGE		NET SALVAGE	
		AMOUNT	PCT	AMOUNT	PCT	AMOUNT	PCT
1961	10,072	3,165	31		0	3,165-	31-
1962	49,183	20	0	1,385	3	1,365	3
1963	6,429		0	488	8	488	8
1964	1,760-	240	14-	3,637	207-	3,397	193-
1965	17,978	103	1	1,047	6	944	5
1966	14,032	210	1	476	3	266	2
1967	12,704		0	1,235	10	1,235	10
1968	7,343		0	506	7	506	7
1969	16,744		0	6,000	36	6,000	36
1970	9,072		0	15	0	15	0
1971	67,075	32	0	647	1	615	1
1972	20,038	4,273	21	3,700	18	573-	3-
1973	108,468	2,387	2	3,178	3	791	1
1974	54,026		0	816	2	816	2
1975	61,302		0	1,943-	3-	1,943-	3-
1976	127,839		0	17,352	14	17,352	14
1977	542,296	1,052	0	1,987	0	935	0
1978	59,136	611	1	7,400	13	6,789	11
1979	10,313	116	1	39,578	384	39,462	383
1980	39,248	335	1	2,745	7	2,410	6
1981	58,875	466	1	1,000	2	534	1
1982	103,999	5,476	5	1,005	1	4,471-	4-
1983	44,542	652	1	6,460	15	5,808	13
1984	151,227	9,141	6	9	0	9,132-	6-
1985	82,252	1,395-	2-	250	0	1,645	2
1986	67,005	6,461	10	6,596	10	135	0
1987	128,692	247	0	2,880	2	2,633	2
1988	70,369		0	4,800	7	4,800	7
1989	101,385		0		0		0
1990	169,010	122	0	1,550	1	1,428	1
1991	292,146	14,352	5	1,235	0	13,117-	4-
1992	114,691	2,782	2	26,030	23	23,248	20
1993	509,127	4,975	1	4,350	1	625-	0
1994	135,117		0	10,335	8	10,335	8
1995	284,280	10,181	4	1,079-	0	11,260-	4-
1996	418,208	3,874	1	3,972	1	98	0
1997	90,075	26,800	30	6,285	7	20,515-	23-
1998	239,376		0	6,415	3	6,415	3
1999	50,108		0	125	0	125	0
2000	423,031	2,609	1		0	2,609-	1-
2001	633,917	18,792	3		0	18,792-	3-
2002	951,956	2,054	0		0	2,054-	0
2003	2,110,830		0		0		0

Schedule JJS-D2

AMEREN MISSOURI

ACCOUNT 316 MISCELLANEOUS POWER PLANT EQUIPMENT

SUMMARY OF BOOK SALVAGE

YEAR	REGULAR RETIREMENTS	COST OF REMOVAL		GROSS SALVAGE		NET SALVAGE	
		AMOUNT	PCT	AMOUNT	PCT	AMOUNT	PCT
2004	389,224		0		0		0
2005	164,358	2,361	1	520	0	1,841-	1-
2006	139,560		0		0		0
2007	329,201	23,908	7	8,902	3	15,006-	5-
2008	481,362		0	64,769	13	64,769	13
2009	607,623		0	16,180	3	16,180	3
2010	117,785		0	2,133	2	2,133	2
2011	258,869		0		0		0
2012	60,182		0		0		0
2013	7,748,493	63,222	1	16,918	0	46,304-	1-
2014	1,242,923		0	10,000	1	10,000	1
2015	3,713,831	30,714	1	14,000	0	16,714-	0
2016	701,461	8,692	1	17,300	2	8,608	1
2017	288,058	28,112	10	12,100	4	16,012-	6-
2018	653,319	6,993	1	7,000	1	7	0
TOTAL	25,358,006	284,135	1	342,289	1	58,154	0

THREE-YEAR MOVING AVERAGES

61-63	21,895	1,062	5	624	3	437-	2-
62-64	17,951	87	0	1,837	10	1,750	10
63-65	7,549	114	2	1,724	23	1,610	21
64-66	10,083	184	2	1,720	17	1,536	15
65-67	14,905	104	1	919	6	815	5
66-68	11,360	70	1	739	7	669	6
67-69	12,264		0	2,580	21	2,580	21
68-70	11,053		0	2,174	20	2,174	20
69-71	30,964	11	0	2,221	7	2,210	7
70-72	32,062	1,435	4	1,454	5	19	0
71-73	65,194	2,231	3	2,508	4	278	0
72-74	60,844	2,220	4	2,565	4	345	1
73-75	74,599	796	1	684	1	112-	0
74-76	81,056		0	5,408	7	5,408	7
75-77	243,812	351	0	5,799	2	5,448	2
76-78	243,090	554	0	8,913	4	8,359	3
77-79	203,915	593	0	16,322	8	15,729	8
78-80	36,232	354	1	16,574	46	16,220	45
79-81	36,145	306	1	14,441	40	14,135	39
80-82	67,374	2,092	3	1,583	2	509-	1-
81-83	69,139	2,198	3	2,822	4	624	1
82-84	99,923	5,090	5	2,491	2	2,598-	3-
83-85	92,674	2,799	3	2,240	2	560-	1-

Schedule JJS-D2

AMEREN MISSOURI

ACCOUNT 316 MISCELLANEOUS POWER PLANT EQUIPMENT

SUMMARY OF BOOK SALVAGE

YEAR	REGULAR RETIREMENTS	COST OF REMOVAL AMOUNT	PCT	GROSS SALVAGE AMOUNT	PCT	NET SALVAGE AMOUNT	PCT
THREE-YEAR MOVING AVERAGES							
84-86	100,161	4,736	5	2,285	2	2,451-	2-
85-87	92,650	1,771	2	3,242	3	1,471	2
86-88	88,689	2,236	3	4,759	5	2,523	3
87-89	100,149	82	0	2,560	3	2,478	2
88-90	113,588	41	0	2,117	2	2,076	2
89-91	187,514	4,825	3	928	0	3,896-	2-
90-92	191,949	5,752	3	9,605	5	3,853	2
91-93	305,321	7,370	2	10,538	3	3,169	1
92-94	252,978	2,586	1	13,572	5	10,986	4
93-95	309,508	5,052	2	4,535	1	517-	0
94-96	279,202	4,685	2	4,409	2	276-	0
95-97	264,188	13,618	5	3,059	1	10,559-	4-
96-98	249,220	10,225	4	5,557	2	4,667-	2-
97-99	126,520	8,933	7	4,275	3	4,658-	4-
98-00	237,505	870	0	2,180	1	1,310	1
99-01	369,019	7,134	2	42	0	7,092-	2-
00-02	669,635	7,818	1		0	7,818-	1-
01-03	1,232,234	6,949	1		0	6,949-	1-
02-04	1,150,670	685	0		0	685-	0
03-05	888,137	787	0	173	0	614-	0
04-06	231,047	787	0	173	0	614-	0
05-07	211,040	8,756	4	3,141	1	5,616-	3-
06-08	316,708	7,969	3	24,557	8	16,588	5
07-09	472,729	7,969	2	29,950	6	21,981	5
08-10	402,257		0	27,694	7	27,694	7
09-11	328,092		0	6,104	2	6,104	2
10-12	145,612		0	711	0	711	0
11-13	2,689,181	21,074	1	5,639	0	15,435-	1-
12-14	3,017,200	21,074	1	8,973	0	12,101-	0
13-15	4,235,082	31,312	1	13,639	0	17,673-	0
14-16	1,886,072	13,135	1	13,767	1	631	0
15-17	1,567,784	22,506	1	14,467	1	8,039-	1-
16-18	547,613	14,599	3	12,133	2	2,465-	0
FIVE-YEAR AVERAGE							
14-18	1,319,919	14,902	1	12,080	1	2,822-	0

AMEREN MISSOURI

ACCOUNT 321 STRUCTURES AND IMPROVEMENTS

SUMMARY OF BOOK SALVAGE

YEAR	REGULAR RETIREMENTS	COST OF REMOVAL		GROSS SALVAGE		NET SALVAGE	
		AMOUNT	PCT	AMOUNT	PCT	AMOUNT	PCT
1986	162,017		0	217	0	217	0
1987	16,057,130		0	77,176	0	77,176	0
1988	2,519,652		0		0		0
1989	3,965	13,040	329		0	13,040-	329-
1990		750				750-	
1991	296,660-	50,586	17-	7,283	2-	43,303-	15
1992	17,391	39,758-	229-		0	39,758	229
1993	538,616	6,816	1	3,800	1	3,016-	1-
1994	267,431	22,710	8		0	22,710-	8-
1995	2,895,254	538	0	620	0	82	0
1996	148,605	16,497	11		0	16,497-	11-
1997	974,791	1,527	0		0	1,527-	0
1998	26,409	4,679	18		0	4,679-	18-
1999	597,413		0		0		0
2000	202,913	2,885	1		0	2,885-	1-
2001	226,179	259,372	115		0	259,372-	115-
2002	638,930	9,938	2		0	9,938-	2-
2003	4,246,850	7,689	0		0	7,689-	0
2004	2,975,858		0		0		0
2005	373,905		0		0		0
2006	522,227	32,889	6		0	32,889-	6-
2007							
2008	437,029	472,540	108		0	472,540-	108-
2009	2,222,973	358,170	16		0	358,170-	16-
2010	574,836	191,496	33		0	191,496-	33-
2011	531,320	140,385	26		0	140,385-	26-
2012	585,018	735,458	126		0	735,458-	126-
2013	5,726,597	147,790	3		0	147,790-	3-
2014	1,184,096	148,500	13		0	148,500-	13-
2015	91,435	299,365	327		0	299,365-	327-
2016	7,177,195	1,019,283	14		0	1,019,283-	14-
2017	2,385,628	529,479	22		0	529,479-	22-
2018	2,306,716	227,948	10		0	227,948-	10-
TOTAL	56,321,719	4,660,574	8	89,096	0	4,571,478-	8-

THREE-YEAR MOVING AVERAGES

86-88	6,246,266		0	25,798	0	25,798	0
87-89	6,193,582	4,347	0	25,725	0	21,379	0
88-90	841,206	4,597	1		0	4,597-	1-
89-91	97,565-	21,459	22-	2,428	2-	19,031-	20
90-92	93,090-	3,859	4-	2,428	3-	1,432-	2

Schedule JJS-D2

AMEREN MISSOURI

ACCOUNT 321 STRUCTURES AND IMPROVEMENTS

SUMMARY OF BOOK SALVAGE

YEAR	REGULAR RETIREMENTS	COST OF REMOVAL AMOUNT	PCT	GROSS SALVAGE AMOUNT	PCT	NET SALVAGE AMOUNT	PCT
THREE-YEAR MOVING AVERAGES							
91-93	86,449	5,881	7	3,694	4	2,187-	3-
92-94	274,479	3,411-	1-	1,267	0	4,677	2
93-95	1,233,767	10,021	1	1,473	0	8,548-	1-
94-96	1,103,763	13,248	1	207	0	13,042-	1-
95-97	1,339,550	6,187	0	207	0	5,981-	0
96-98	383,268	7,568	2		0	7,568-	2-
97-99	532,871	2,069	0		0	2,069-	0
98-00	275,578	2,521	1		0	2,521-	1-
99-01	342,168	87,419	26		0	87,419-	26-
00-02	356,007	90,732	25		0	90,732-	25-
01-03	1,703,986	92,333	5		0	92,333-	5-
02-04	2,620,546	5,876	0		0	5,876-	0
03-05	2,532,205	2,563	0		0	2,563-	0
04-06	1,290,663	10,963	1		0	10,963-	1-
05-07	298,711	10,963	4		0	10,963-	4-
06-08	319,752	168,477	53		0	168,477-	53-
07-09	886,667	276,904	31		0	276,904-	31-
08-10	1,078,280	340,736	32		0	340,736-	32-
09-11	1,109,710	230,017	21		0	230,017-	21-
10-12	563,725	355,780	63		0	355,780-	63-
11-13	2,280,978	341,211	15		0	341,211-	15-
12-14	2,498,570	343,916	14		0	343,916-	14-
13-15	2,334,043	198,552	9		0	198,552-	9-
14-16	2,817,575	489,050	17		0	489,050-	17-
15-17	3,218,086	616,043	19		0	616,043-	19-
16-18	3,956,513	592,237	15		0	592,237-	15-
FIVE-YEAR AVERAGE							
14-18	2,629,014	444,915	17		0	444,915-	17-

AMEREN MISSOURI

ACCOUNT 322 REACTOR PLANT EQUIPMENT

SUMMARY OF BOOK SALVAGE

YEAR	REGULAR RETIREMENTS	COST OF REMOVAL		GROSS SALVAGE		NET SALVAGE	
		AMOUNT	PCT	AMOUNT	PCT	AMOUNT	PCT
1986	703,574		0	46,165	7	46,165	7
1987	50,287		0	3,566-	7-	3,566-	7-
1988	88,564		0	2,987	3	2,987	3
1989	5,718,710	4,752	0		0	4,752-	0
1990	22,113,084	72,976	0	920,743	4	847,767	4
1991	2,359,537-	148,881	6-	32,492	1-	116,389-	5
1992	866,903	20,626	2	55,000	6	34,374	4
1993	7,241,874	1,472	0	920,743	13	919,271	13
1994	606,659	142,856	24		0	142,856-	24-
1995	8,353,069	2,501	0	920,743	11	918,242	11
1996	4,980,949	5,931	0	920,743	18	914,812	18
1997	1,872,682	563	0		0	563-	0
1998	4,494,693	173,811	4	600,000	13	426,189	9
1999	10,022,229		0		0		0
2000	1,020,773		0		0		0
2001	36,000	3,959,146			0	3,959,146-	
2002	108,296	257,138	237		0	257,138-	237-
2003	4,457,806	1,095,464	25	21,516	0	1,073,948-	24-
2004	2,504,869	1,882,711	75	1,574-	0	1,884,285-	75-
2005	86,158,846	27,062,919	31		0	27,062,919-	31-
2006	681,656	7,560	1		0	7,560-	1-
2007	201,774	12,039	6		0	12,039-	6-
2008	16,595,412	1,586,929	10		0	1,586,929-	10-
2009	3,789,015	190,039	5	2,762,229	73	2,572,190	68
2010	1,283,895	85,697	7		0	85,697-	7-
2011	1,745,925	1,196,742	69		0	1,196,742-	69-
2012	321,354	1,391,351	433	324,774	101	1,066,577-	332-
2013	17,972,312	246,494	1	121,117	1	125,378-	1-
2014	21,108,235	3,518,606	17	3,600	0	3,515,006-	17-
2015	298,380	177,822	60		0	177,822-	60-
2016	6,611,871	474,333	7		0	474,333-	7-
2017	7,347,632	468,237	6	5,750	0	462,487-	6-
2018	20,844	148,183	711		0	148,183-	711-
TOTAL	237,018,635	44,335,781	19	7,653,462	3	36,682,319-	15-

THREE-YEAR MOVING AVERAGES

86-88	280,808		0	15,195	5	15,195	5
87-89	1,952,520	1,584	0	193-	0	1,777-	0
88-90	9,306,786	25,909	0	307,910	3	282,001	3
89-91	8,490,752	75,536	1	317,745	4	242,209	3
90-92	6,873,483	80,828	1	336,078	5	255,251	4

Schedule JJS-D2

AMEREN MISSOURI

ACCOUNT 322 REACTOR PLANT EQUIPMENT

SUMMARY OF BOOK SALVAGE

YEAR	REGULAR RETIREMENTS	COST OF REMOVAL AMOUNT	PCT	GROSS SALVAGE AMOUNT	PCT	NET SALVAGE AMOUNT	PCT
THREE-YEAR MOVING AVERAGES							
91-93	1,916,413	56,993	3	336,078	18	279,085	15
92-94	2,905,145	54,985	2	325,248	11	270,263	9
93-95	5,400,534	48,943	1	613,829	11	564,886	10
94-96	4,646,892	50,429	1	613,829	13	563,399	12
95-97	5,068,900	2,998	0	613,829	12	610,830	12
96-98	3,782,775	60,102	2	506,914	13	446,813	12
97-99	5,463,201	58,125	1	200,000	4	141,875	3
98-00	5,179,232	57,937	1	200,000	4	142,063	3
99-01	3,693,001	1,319,715	36		0	1,319,715-	36-
00-02	388,356	1,405,428	362		0	1,405,428-	362-
01-03	1,534,034	1,770,583	115	7,172	0	1,763,411-	115-
02-04	2,356,990	1,078,438	46	6,647	0	1,071,790-	45-
03-05	31,040,507	10,013,698	32	6,647	0	10,007,051-	32-
04-06	29,781,790	9,651,063	32	525-	0	9,651,588-	32-
05-07	29,014,092	9,027,506	31		0	9,027,506-	31-
06-08	5,826,280	535,509	9		0	535,509-	9-
07-09	6,862,067	596,336	9	920,743	13	324,407	5
08-10	7,222,774	620,888	9	920,743	13	299,855	4
09-11	2,272,945	490,826	22	920,743	41	429,917	19
10-12	1,117,058	891,263	80	108,258	10	783,005-	70-
11-13	6,679,864	944,862	14	148,630	2	796,232-	12-
12-14	13,133,967	1,718,817	13	149,830	1	1,568,987-	12-
13-15	13,126,309	1,314,308	10	41,572	0	1,272,735-	10-
14-16	9,339,495	1,390,254	15	1,200	0	1,389,054-	15-
15-17	4,752,628	373,464	8	1,917	0	371,548-	8-
16-18	4,660,116	363,585	8	1,917	0	361,668-	8-
FIVE-YEAR AVERAGE							
14-18	7,077,393	957,436	14	1,870	0	955,566-	14-

AMEREN MISSOURI

ACCOUNT 323 TURBOGENERATOR UNITS

SUMMARY OF BOOK SALVAGE

YEAR	REGULAR RETIREMENTS	COST OF REMOVAL		GROSS SALVAGE		NET SALVAGE	
		AMOUNT	PCT	AMOUNT	PCT	AMOUNT	PCT
1986	137,027		0		0		0
1987							
1988	75,669		0		0		0
1989		1,003				1,003-	
1990	51,568		0		0		0
1991	1,589,733		0		0		0
1992	58,788		0		0		0
1993	336,676		0		0		0
1994	363,809		0		0		0
1995	479,949	5,631	1		0	5,631-	1-
1996	1,080,535	1,899	0	1,486	0	413-	0
1997		258-		2,404		2,662	
1998	569,952		0		0		0
1999	1,209,226		0		0		0
2000	44,906		0		0		0
2001		1,573,569				1,573,569-	
2002	1,573,936	4,745	0		0	4,745-	0
2003	161,513	6,541	4		0	6,541-	4-
2004	6,132,718	10,000	0		0	10,000-	0
2005	42,743,577		0		0		0
2006	1,110,507	814,042	73		0	814,042-	73-
2007		421,341		374,809		46,532-	
2008	11,154,798	478,676	4		0	478,676-	4-
2009	7,531,966	2,677,227	36		0	2,677,227-	36-
2010	1,908,976	20,794	1		0	20,794-	1-
2011	330,731	263,590	80		0	263,590-	80-
2012	605,785	203,248	34		0	203,248-	34-
2013	21,610,793	1,038,301	5	641,053	3	397,249-	2-
2014	2,645,174	27,725	1		0	27,725-	1-
2015	663,514	340,988	51		0	340,988-	51-
2016	3,911,028	616,422	16		0	616,422-	16-
2017	6,895,370	3,537,783	51		0	3,537,783-	51-
2018	2,020,349	120,286	6	461,170	23	340,883	17
TOTAL	116,998,570	12,163,553	10	1,480,921	1	10,682,631-	9-

THREE-YEAR MOVING AVERAGES

86-88	70,899		0		0		0
87-89	25,223	334	1		0	334-	1-
88-90	42,412	334	1		0	334-	1-
89-91	547,100	334	0		0	334-	0
90-92	566,696		0		0		0

Schedule JJS-D2

AMEREN MISSOURI

ACCOUNT 323 TURBOGENERATOR UNITS

SUMMARY OF BOOK SALVAGE

YEAR	REGULAR RETIREMENTS	COST OF REMOVAL AMOUNT	PCT	GROSS SALVAGE AMOUNT	PCT	NET SALVAGE AMOUNT	PCT
THREE-YEAR MOVING AVERAGES							
91-93	661,732		0		0		0
92-94	253,091		0		0		0
93-95	393,478	1,877	0		0	1,877-	0
94-96	641,431	2,510	0	495	0	2,015-	0
95-97	520,161	2,424	0	1,297	0	1,127-	0
96-98	550,162	547	0	1,297	0	750	0
97-99	593,059	86-	0	801	0	887	0
98-00	608,028		0		0		0
99-01	418,044	524,523	125		0	524,523-	125-
00-02	539,614	526,105	97		0	526,105-	97-
01-03	578,483	528,285	91		0	528,285-	91-
02-04	2,622,722	7,095	0		0	7,095-	0
03-05	16,345,936	5,514	0		0	5,514-	0
04-06	16,662,267	274,681	2		0	274,681-	2-
05-07	14,618,028	411,794	3	124,936	1	286,858-	2-
06-08	4,088,435	571,353	14	124,936	3	446,416-	11-
07-09	6,228,921	1,192,414	19	124,936	2	1,067,478-	17-
08-10	6,865,247	1,058,899	15		0	1,058,899-	15-
09-11	3,257,224	987,204	30		0	987,204-	30-
10-12	948,497	162,544	17		0	162,544-	17-
11-13	7,515,769	501,713	7	213,684	3	288,029-	4-
12-14	8,287,250	423,091	5	213,684	3	209,407-	3-
13-15	8,306,494	469,005	6	213,684	3	255,321-	3-
14-16	2,406,572	328,378	14		0	328,378-	14-
15-17	3,823,304	1,498,398	39		0	1,498,398-	39-
16-18	4,275,582	1,424,830	33	153,723	4	1,271,107-	30-
FIVE-YEAR AVERAGE							
14-18	3,227,087	928,641	29	92,234	3	836,407-	26-

AMEREN MISSOURI

ACCOUNT 324 ACCESSORY ELECTRIC EQUIPMENT

SUMMARY OF BOOK SALVAGE

YEAR	REGULAR RETIREMENTS	COST OF REMOVAL		GROSS SALVAGE		NET SALVAGE	
		AMOUNT	PCT	AMOUNT	PCT	AMOUNT	PCT
1986	28,255		0	50,776	180	50,776	180
1987							
1988							
1989							
1990	37,743		0		0		0
1991	97,940		0		0		0
1992				3,100		3,100	
1993	66,079		0		0		0
1994							
1995	3,511,301		0		0		0
1996	86,005		0	15,100	18	15,100	18
1997							
1998							
1999	342,690		0		0		0
2000	1,374	3,129	228	12,080-	879-	15,209-	
2001	1,374-	52,200			0	52,200-	
2002							
2003	1,324,979		0	7,333	1	7,333	1
2004	679,462		0		0		0
2005							
2006							
2007				10,000		10,000	
2008	10,127	56,206	555		0	56,206-	555-
2009	158,805		0		0		0
2010	205,875	41,200	20	8,286	4	32,914-	16-
2011	93,577		0		0		0
2012	319,771	172,224	54		0	172,224-	54-
2013	6,676,712	571,945	9		0	571,945-	9-
2014	698,599	27,897	4		0	27,897-	4-
2015	627,879	73,808	12	29,632	5	44,175-	7-
2016	3,693,092	104,549	3		0	104,549-	3-
2017	2,169,500	203,271	9		0	203,271-	9-
2018	886,001		0		0		0
TOTAL	21,714,394	1,306,428	6	112,148	1	1,194,280-	5-

THREE-YEAR MOVING AVERAGES

86-88	9,418		0	16,925	180	16,925	180
87-89							
88-90	12,581		0		0		0
89-91	45,228		0		0		0
90-92	45,228		0	1,033	2	1,033	2

Schedule JJS-D2

AMEREN MISSOURI

ACCOUNT 324 ACCESSORY ELECTRIC EQUIPMENT

SUMMARY OF BOOK SALVAGE

YEAR	REGULAR RETIREMENTS	COST OF REMOVAL AMOUNT	PCT	GROSS SALVAGE AMOUNT	PCT	NET SALVAGE AMOUNT	PCT
THREE-YEAR MOVING AVERAGES							
91-93	54,673		0	1,033	2	1,033	2
92-94	22,026		0	1,033	5	1,033	5
93-95	1,192,460		0		0		0
94-96	1,199,102		0	5,033	0	5,033	0
95-97	1,199,102		0	5,033	0	5,033	0
96-98	28,668		0	5,033	18	5,033	18
97-99	114,230		0		0		0
98-00	114,688	1,043	1	4,027-	4-	5,070-	4-
99-01	114,230	18,443	16	4,027-	4-	22,470-	20-
00-02		18,443		4,027-		22,470-	
01-03	441,202	17,400	4	2,444	1	14,956-	3-
02-04	668,147		0	2,444	0	2,444	0
03-05	668,147		0	2,444	0	2,444	0
04-06	226,487		0		0		0
05-07				3,333		3,333	
06-08	3,376	18,735	555	3,333	99	15,402-	456-
07-09	56,311	18,735	33	3,333	6	15,402-	27-
08-10	124,936	32,469	26	2,762	2	29,707-	24-
09-11	152,752	13,733	9	2,762	2	10,971-	7-
10-12	206,408	71,141	34	2,762	1	68,379-	33-
11-13	2,363,353	248,056	10		0	248,056-	10-
12-14	2,565,027	257,355	10		0	257,355-	10-
13-15	2,667,730	224,550	8	9,877	0	214,672-	8-
14-16	1,673,190	68,751	4	9,877	1	58,874-	4-
15-17	2,163,491	127,209	6	9,877	0	117,332-	5-
16-18	2,249,531	102,606	5		0	102,606-	5-
FIVE-YEAR AVERAGE							
14-18	1,615,014	81,905	5	5,926	0	75,978-	5-

AMEREN MISSOURI

ACCOUNT 325 MISCELLANEOUS POWER PLANT EQUIPMENT

SUMMARY OF BOOK SALVAGE

YEAR	REGULAR RETIREMENTS	COST OF REMOVAL		GROSS SALVAGE		NET SALVAGE	
		AMOUNT	PCT	AMOUNT	PCT	AMOUNT	PCT
1986	823,268	6,923	1	441	0	6,482-	1-
1987	105,139		0	3,569	3	3,569	3
1988	1,272,483		0	48,003	4	48,003	4
1989	566,235		0	24,550	4	24,550	4
1990	11,658,124		0	13,652	0	13,652	0
1991	806,042		0	43,998	5	43,998	5
1992	1,466,400-	3,230	0	67,209	5-	63,979	4-
1993	1,252,774		0	3,542	0	3,542	0
1994	2,060,573		0	79,692	4	79,692	4
1995	1,567,235		0	37,626-	2-	37,626-	2-
1996	5,228,747		0	52,403	1	52,403	1
1997	1,867,508		0	187,842	10	187,842	10
1998	1,170,100		0	3,520	0	3,520	0
1999	5,356,015		0	7,703	0	7,703	0
2000	588,454		0	18,658	3	18,658	3
2001	1,515,006	103,929	7	5,220	0	98,709-	7-
2002	855,191		0	8,080	1	8,080	1
2003	3,639,865		0	3,425	0	3,425	0
2004	854,475		0		0		0
2005	2,146,228		0	1,000	0	1,000	0
2006	683,738	34,528	5	2,027	0	32,501-	5-
2007	109,960		0	38,000	35	38,000	35
2008	9,568,168	12,994	0		0	12,994-	0
2009	3,584,962	5,000	0		0	5,000-	0
2010	423,460	28,000	7	13,103	3	14,897-	4-
2011	848,943		0		0		0
2012	293,557	20,663	7	63,750	22	43,087	15
2013	18,614,766		0	39,256	0	39,256	0
2014	2,728,818		0		0		0
2015	387,059		0		0		0
2016	2,009,118		0		0		0
2017	44,815	8,080	18		0	8,080-	18-
2018							
TOTAL	81,164,427	223,347	0	691,018	1	467,671	1

THREE-YEAR MOVING AVERAGES

86-88	733,630	2,308	0	17,338	2	15,030	2
87-89	647,952		0	25,374	4	25,374	4
88-90	4,498,947		0	28,735	1	28,735	1
89-91	4,343,467		0	27,400	1	27,400	1
90-92	3,665,922	1,077	0	41,620	1	40,543	1

Schedule JJS-D2

AMEREN MISSOURI

ACCOUNT 325 MISCELLANEOUS POWER PLANT EQUIPMENT

SUMMARY OF BOOK SALVAGE

YEAR	REGULAR RETIREMENTS	COST OF REMOVAL AMOUNT	PCT	GROSS SALVAGE AMOUNT	PCT	NET SALVAGE AMOUNT	PCT
THREE-YEAR MOVING AVERAGES							
91-93	197,472	1,077	1	38,250	19	37,173	19
92-94	615,649	1,077	0	50,148	8	49,071	8
93-95	1,626,861		0	15,203	1	15,203	1
94-96	2,952,185		0	31,490	1	31,490	1
95-97	2,887,830		0	67,540	2	67,540	2
96-98	2,755,452		0	81,255	3	81,255	3
97-99	2,797,874		0	66,355	2	66,355	2
98-00	2,371,523		0	9,960	0	9,960	0
99-01	2,486,492	34,643	1	10,527	0	24,116-	1-
00-02	986,217	34,643	4	10,653	1	23,990-	2-
01-03	2,003,354	34,643	2	5,575	0	29,068-	1-
02-04	1,783,177		0	3,835	0	3,835	0
03-05	2,213,523		0	1,475	0	1,475	0
04-06	1,228,147	11,509	1	1,009	0	10,500-	1-
05-07	979,975	11,509	1	13,676	1	2,166	0
06-08	3,453,955	15,841	0	13,342	0	2,498-	0
07-09	4,421,030	5,998	0	12,667	0	6,669	0
08-10	4,525,530	15,331	0	4,368	0	10,964-	0
09-11	1,619,122	11,000	1	4,368	0	6,632-	0
10-12	521,987	16,221	3	25,618	5	9,397	2
11-13	6,585,755	6,888	0	34,335	1	27,448	0
12-14	7,212,380	6,888	0	34,335	0	27,448	0
13-15	7,243,547		0	13,085	0	13,085	0
14-16	1,708,332		0		0		0
15-17	813,664	2,693	0		0	2,693-	0
16-18	684,644	2,693	0		0	2,693-	0
FIVE-YEAR AVERAGE							
14-18	1,033,962	1,616	0		0	1,616-	0

AMEREN MISSOURI

ACCOUNT 331 STRUCTURES AND IMPROVEMENTS

SUMMARY OF BOOK SALVAGE

YEAR	REGULAR RETIREMENTS	COST OF REMOVAL		GROSS SALVAGE		NET SALVAGE	
		AMOUNT	PCT	AMOUNT	PCT	AMOUNT	PCT
1961	4,378	648	15	33-	1-	681-	16-
1962	6,737	1,300	19		0	1,300-	19-
1963	1,136	664	58		0	664-	58-
1964	2,431	217	9	16	1	201-	8-
1965	8,931	256	3	141	2	115-	1-
1966	4,957	114	2		0	114-	2-
1967	6-	75		120		45	750-
1968	468		0	36	8	36	8
1969	1,402		0	280	20	280	20
1970	16,902	44	0		0	44-	0
1971	186	1,974			0	1,974-	
1972	1,698	634	37		0	634-	37-
1973	1,070		0	205	19	205	19
1974	5,624	3,602	64		0	3,602-	64-
1975							
1976	179	427	239	15	8	412-	230-
1977	9,680	805	8		0	805-	8-
1978							
1979							
1980	734		0		0		0
1981	3,829	5,568	145		0	5,568-	145-
1982	22,706	15,417	68		0	15,417-	68-
1983	4,447		0		0		0
1984	418		0		0		0
1985	3,833	922	24		0	922-	24-
1986	7,936	235	3		0	235-	3-
1987	3,063		0		0		0
1988	2,295		0		0		0
1989	2,862	3,289	115		0	3,289-	115-
1990	10,341	2,400	23		0	2,400-	23-
1991	4,159	344	8		0	344-	8-
1992	46,213		0		0		0
1993	133,990		0	510	0	510	0
1994	33,075	645	2	12	0	633-	2-
1995	837		0		0		0
1996	2,578		0		0		0
1997	19,299		0		0		0
1998				20		20	
1999	25,978		0		0		0
2000	46,218	2,042	4	319	1	1,723-	4-
2001	10,802		0		0		0
2002	105,083	12,294	12		0	12,294-	12-
2003							

Schedule JJS-D2

AMEREN MISSOURI

ACCOUNT 331 STRUCTURES AND IMPROVEMENTS

SUMMARY OF BOOK SALVAGE

YEAR	REGULAR RETIREMENTS	COST OF REMOVAL		GROSS SALVAGE		NET SALVAGE	
		AMOUNT	PCT	AMOUNT	PCT	AMOUNT	PCT
2004	119,259	24,740	21		0	24,740-	21-
2005	5,776	62,177		1,000	17	61,177-	
2006	87,526	115,937	132		0	115,937-	132-
2007			0	9,000		9,000	
2008		58,609				58,609-	
2009	18,403	1,506-	8-		0	1,506	8
2010	84,865		0		0		0
2011	19,428		0		0		0
2012	66,639		0		0		0
2013	1,007,382	15,026	1		0	15,026-	1-
2014	317,267	116,874	37		0	116,874-	37-
2015	5	28,800-			0	28,800	
2016	126,648		0		0		0
2017		50,000				50,000-	
2018	63,354	116,130	183		0	116,130-	183-
TOTAL	2,473,022	583,102	24	11,641	0	571,461-	23-

THREE-YEAR MOVING AVERAGES

61-63	4,084	871	21	11-	0	882-	22-
62-64	3,435	727	21	5	0	722-	21-
63-65	4,166	379	9	52	1	327-	8-
64-66	5,440	196	4	52	1	143-	3-
65-67	4,627	148	3	87	2	61-	1-
66-68	1,806	63	3	52	3	11-	1-
67-69	621	25	4	145	23	120	19
68-70	6,257	15	0	105	2	91	1
69-71	6,163	673	11	93	2	579-	9-
70-72	6,262	884	14		0	884-	14-
71-73	985	869	88	68	7	801-	81-
72-74	2,797	1,412	50	68	2	1,344-	48-
73-75	2,231	1,201	54	68	3	1,132-	51-
74-76	1,934	1,343	69	5	0	1,338-	69-
75-77	3,286	411	12	5	0	406-	12-
76-78	3,286	411	12	5	0	406-	12-
77-79	3,227	268	8		0	268-	8-
78-80	245		0		0		0
79-81	1,521	1,856	122		0	1,856-	122-
80-82	9,090	6,995	77		0	6,995-	77-
81-83	10,327	6,995	68		0	6,995-	68-
82-84	9,190	5,139	56		0	5,139-	56-
83-85	2,899	307	11		0	307-	11-

Schedule JJS-D2

AMEREN MISSOURI

ACCOUNT 331 STRUCTURES AND IMPROVEMENTS

SUMMARY OF BOOK SALVAGE

YEAR	REGULAR RETIREMENTS	COST OF REMOVAL AMOUNT	PCT	GROSS SALVAGE AMOUNT	PCT	NET SALVAGE AMOUNT	PCT
THREE-YEAR MOVING AVERAGES							
84-86	4,062	386	9		0	386-	9-
85-87	4,944	386	8		0	386-	8-
86-88	4,431	78	2		0	78-	2-
87-89	2,740	1,096	40		0	1,096-	40-
88-90	5,166	1,896	37		0	1,896-	37-
89-91	5,787	2,011	35		0	2,011-	35-
90-92	20,238	915	5		0	915-	5-
91-93	61,454	115	0	170	0	55	0
92-94	71,093	215	0	174	0	41-	0
93-95	55,967	215	0	174	0	41-	0
94-96	12,163	215	2	4	0	211-	2-
95-97	7,571		0		0		0
96-98	7,292		0	7	0	7	0
97-99	15,092		0	7	0	7	0
98-00	24,065	681	3	113	0	568-	2-
99-01	27,666	681	2	106	0	574-	2-
00-02	54,035	4,779	9	106	0	4,672-	9-
01-03	38,629	4,098	11		0	4,098-	11-
02-04	74,781	12,345	17		0	12,345-	17-
03-05	41,678	28,972	70	333	1	28,639-	69-
04-06	70,854	67,618	95	333	0	67,284-	95-
05-07	31,101	59,371	191	3,333	11	56,038-	180-
06-08	29,176	58,182	199	3,000	10	55,182-	189-
07-09	6,134	19,035	310	3,000	49	16,035-	261-
08-10	34,423	19,035	55		0	19,035-	55-
09-11	40,899	502-	1-		0	502	1
10-12	56,977		0		0		0
11-13	364,483	5,008	1		0	5,008-	1-
12-14	463,762	43,966	9		0	43,966-	9-
13-15	441,551	34,366	8		0	34,366-	8-
14-16	147,973	29,358	20		0	29,358-	20-
15-17	42,218	7,067	17		0	7,067-	17-
16-18	63,334	55,377	87		0	55,377-	87-
FIVE-YEAR AVERAGE							
14-18	101,455	50,841	50		0	50,841-	50-

AMEREN MISSOURI

ACCOUNT 332 RESERVOIRS, DAMS AND WATERWAYS

SUMMARY OF BOOK SALVAGE

YEAR	REGULAR RETIREMENTS	COST OF REMOVAL		GROSS SALVAGE		NET SALVAGE	
		AMOUNT	PCT	AMOUNT	PCT	AMOUNT	PCT
1961	16,720		0	463	3	463	3
1962	4,225	315	7	574	14	259	6
1963	3,574		0	35	1	35	1
1964	6,288		0	290	5	290	5
1965	196		0		0		0
1966	22,503		0		0		0
1967							
1968	3,118	361	12	144	5	217-	7-
1969	3,478	236	7	179	5	57-	2-
1970	9,540		0	925	10	925	10
1971	8,942	10,409	116		0	10,409-	116-
1972	24,893	1,818	7		0	1,818-	7-
1973	23,212	1,272	5	1,589	7	317	1
1974				25		25	
1975							
1976	35,739	3,430	10	4,280	12	850	2
1977		4,062		150		3,912-	
1978	44,396	12,007	27	4,977	11	7,030-	16-
1979				250-		250-	
1980		72,690				72,690-	
1981	72,797		0		0		0
1982	2,130-	741	35-	725	34-	16-	1
1983							
1984							
1985							
1986	63,902		0	13,256	21	13,256	21
1987	2,190	978	45		0	978-	45-
1988							
1989		2,220				2,220-	
1990	46,111	14,000	30		0	14,000-	30-
1991	113,466	51,065	45		0	51,065-	45-
1992		4,005				4,005-	
1993	57,200		0		0		0
1994	37,747-		0		0		0
1995	61,478		0		0		0
1996	26,577		0	1,000	4	1,000	4
1997	41,920		0		0		0
1998	44,636		0		0		0
1999	5,410		0		0		0
2000				477		477	
2001	1,293		0		0		0
2002							
2003							

Schedule JJS-D2

AMEREN MISSOURI

ACCOUNT 332 RESERVOIRS, DAMS AND WATERWAYS

SUMMARY OF BOOK SALVAGE

YEAR	REGULAR RETIREMENTS	COST OF REMOVAL		GROSS SALVAGE		NET SALVAGE	
		AMOUNT	PCT	AMOUNT	PCT	AMOUNT	PCT
2004	22,642		0		0		0
2005	29,356		0		0		0
2006	252,915		0		0		0
2007	210,333		0		0		0
2008	395,827-		0		0		0
2009							
2010	24,025		0		0		0
2011							
2012	107,481		0		0		0
2013	598,573		0		0		0
2014	24,500	46,504	190		0	46,504-	190-
2015	1		0		0		0
2016	161,797	15,358	9		0	15,358-	9-
2017	39,784	41,974	106		0	41,974-	106-
2018							
TOTAL	1,779,506	283,445	16	28,839	2	254,606-	14-

THREE-YEAR MOVING AVERAGES

61-63	8,173	105	1	357	4	252	3
62-64	4,696	105	2	300	6	195	4
63-65	3,353		0	108	3	108	3
64-66	9,662		0	97	1	97	1
65-67	7,566		0		0		0
66-68	8,540	120	1	48	1	72-	1-
67-69	2,199	199	9	108	5	91-	4-
68-70	5,379	199	4	416	8	217	4
69-71	7,320	3,548	48	368	5	3,180-	43-
70-72	14,458	4,076	28	308	2	3,767-	26-
71-73	19,016	4,500	24	530	3	3,970-	21-
72-74	16,035	1,030	6	538	3	492-	3-
73-75	7,737	424	5	538	7	114	1
74-76	11,913	1,143	10	1,435	12	292	2
75-77	11,913	2,497	21	1,477	12	1,021-	9-
76-78	26,712	6,500	24	3,136	12	3,364-	13-
77-79	14,799	5,356	36	1,626	11	3,731-	25-
78-80	14,799	28,232	191	1,576	11	26,657-	180-
79-81	24,266	24,230	100	83-	0	24,313-	100-
80-82	23,556	24,477	104	242	1	24,235-	103-
81-83	23,556	247	1	242	1	5-	0
82-84	710-	247	35-	242	34-	5-	1
83-85							

Schedule JJS-D2

AMEREN MISSOURI

ACCOUNT 332 RESERVOIRS, DAMS AND WATERWAYS

SUMMARY OF BOOK SALVAGE

YEAR	REGULAR RETIREMENTS	COST OF REMOVAL AMOUNT	PCT	GROSS SALVAGE AMOUNT	PCT	NET SALVAGE AMOUNT	PCT
THREE-YEAR MOVING AVERAGES							
84-86	21,301		0	4,419	21	4,419	21
85-87	22,031	326	1	4,419	20	4,093	19
86-88	22,031	326	1	4,419	20	4,093	19
87-89	730	1,066	146		0	1,066-	146-
88-90	15,370	5,407	35		0	5,407-	35-
89-91	53,192	22,428	42		0	22,428-	42-
90-92	53,192	23,023	43		0	23,023-	43-
91-93	56,889	18,357	32		0	18,357-	32-
92-94	6,484	1,335	21		0	1,335-	21-
93-95	26,977		0		0		0
94-96	16,769		0	333	2	333	2
95-97	43,325		0	333	1	333	1
96-98	37,711		0	333	1	333	1
97-99	30,655		0		0		0
98-00	16,682		0	159	1	159	1
99-01	2,234		0	159	7	159	7
00-02	431		0	159	37	159	37
01-03	431		0		0		0
02-04	7,547		0		0		0
03-05	17,333		0		0		0
04-06	101,638		0		0		0
05-07	164,202		0		0		0
06-08	22,474		0		0		0
07-09	61,831-		0		0		0
08-10	123,934-		0		0		0
09-11	8,008		0		0		0
10-12	43,835		0		0		0
11-13	235,351		0		0		0
12-14	243,518	15,501	6		0	15,501-	6-
13-15	207,691	15,501	7		0	15,501-	7-
14-16	62,099	20,621	33		0	20,621-	33-
15-17	67,194	19,111	28		0	19,111-	28-
16-18	67,194	19,111	28		0	19,111-	28-
FIVE-YEAR AVERAGE							
14-18	45,216	20,767	46		0	20,767-	46-

AMEREN MISSOURI

ACCOUNT 333 WATER WHEELS, TURBINES AND GENERATORS

SUMMARY OF BOOK SALVAGE

YEAR	REGULAR RETIREMENTS	COST OF REMOVAL		GROSS SALVAGE		NET SALVAGE	
		AMOUNT	PCT	AMOUNT	PCT	AMOUNT	PCT
1961		46				46-	
1962							
1963							
1964	7,406	267	4		0	267-	4-
1965							
1966	1,481-		0		0		0
1967							
1968							
1969							
1970							
1971	3,350		0		0		0
1972	698-		0	20	3-	20	3-
1973							
1974							
1975							
1976							
1977							
1978							
1979	564	301	53		0	301-	53-
1980							
1981							
1982	5,325	709	13		0	709-	13-
1983							
1984		192				192-	
1985							
1986							
1987							
1988							
1989							
1990	4,869		0		0		0
1991	27,297	68,529	251		0	68,529-	251-
1992	54,735	30,355	55	61	0	30,294-	55-
1993	201,751		0	1,500	1	1,500	1
1994	201,617	158,250	78		0	158,250-	78-
1995	28,938		0		0		0
1996	19,919		0		0		0
1997	642		0		0		0
1998	109,983	546,343	497		0	546,343-	497-
1999	3,052,696	424,374-	14-		0	424,374	14
2000							
2001	41,090	1,075,430			0	1,075,430-	
2002	304,500	1,045,311	343	2,894	1	1,042,417-	342-
2003	168,765	513,448	304		0	513,448-	304-

Schedule JJS-D2

AMEREN MISSOURI

ACCOUNT 333 WATER WHEELS, TURBINES AND GENERATORS

SUMMARY OF BOOK SALVAGE

YEAR	REGULAR RETIREMENTS	COST OF REMOVAL		GROSS SALVAGE		NET SALVAGE	
		AMOUNT	PCT	AMOUNT	PCT	AMOUNT	PCT
2004	1,187,517	222,819	19		0	222,819-	19-
2005	123,581	81,527	66		0	81,527-	66-
2006	90,043		0	1,725	2	1,725	2
2007		500,000				500,000-	
2008		934,669				934,669-	
2009	893,327	334,759	37	6,538	1	328,221-	37-
2010	567,487	789,626	139		0	789,626-	139-
2011	39,163	351,561	898	2,238	6	349,323-	892-
2012	768,089	509,544	66	63,140	8	446,404-	58-
2013	1,123,855		0	5,570	0	5,570	0
2014	1,242,864	303,973	24	1,685	0	302,288-	24-
2015	1,474,124	179,339	12	11,459	1	167,880-	11-
2016	474,241	951,636	201	2,120	0	949,516-	200-
2017	561,008	166,124	30	1,903	0	164,221-	29-
2018	1,188,529	3,510,576	295	5,930	0	3,504,647-	295-
TOTAL	13,965,096	11,850,961	85	106,783	1	11,744,178-	84-

THREE-YEAR MOVING AVERAGES

61-63			15				15-
62-64	2,469		89	4		0	89- 4-
63-65	2,469		89	4		0	89- 4-
64-66	1,975		89	5		0	89- 5-
65-67	494-			0		0	0
66-68	494-			0		0	0
67-69							
68-70							
69-71	1,117			0		0	0
70-72	884			0	7	1	7 1
71-73	884			0	7	1	7 1
72-74	233-			0	7	3-	7 3-
73-75							
74-76							
75-77							
76-78							
77-79	188	100	53			0	100- 53-
78-80	188	100	53			0	100- 53-
79-81	188	100	53			0	100- 53-
80-82	1,775	236	13			0	236- 13-
81-83	1,775	236	13			0	236- 13-
82-84	1,775	300	17			0	300- 17-
83-85		64					64-

Schedule JJS-D2

AMEREN MISSOURI

ACCOUNT 333 WATER WHEELS, TURBINES AND GENERATORS

SUMMARY OF BOOK SALVAGE

YEAR	REGULAR RETIREMENTS	COST OF REMOVAL AMOUNT	PCT	GROSS SALVAGE AMOUNT	PCT	NET SALVAGE AMOUNT	PCT
THREE-YEAR MOVING AVERAGES							
84-86			64			64-	
85-87							
86-88							
87-89							
88-90	1,623		0		0		0
89-91	10,722	22,843	213		0	22,843-	213-
90-92	28,967	32,961	114	20	0	32,941-	114-
91-93	94,594	32,961	35	520	1	32,441-	34-
92-94	152,701	62,868	41	520	0	62,348-	41-
93-95	144,102	52,750	37	500	0	52,250-	36-
94-96	83,491	52,750	63		0	52,750-	63-
95-97	16,500		0		0		0
96-98	43,515	182,114	419		0	182,114-	419-
97-99	1,054,440	40,656	4		0	40,656-	4-
98-00	1,054,226	40,656	4		0	40,656-	4-
99-01	1,031,262	217,019	21		0	217,019-	21-
00-02	115,197	706,914	614	965	1	705,949-	613-
01-03	171,452	878,063	512	965	1	877,098-	512-
02-04	553,594	593,860	107	965	0	592,895-	107-
03-05	493,287	272,598	55		0	272,598-	55-
04-06	467,047	101,449	22	575	0	100,874-	22-
05-07	71,208	193,842	272	575	1	193,267-	271-
06-08	30,014	478,223		575	2	477,648-	
07-09	297,776	589,809	198	2,179	1	587,630-	197-
08-10	486,938	686,351	141	2,179	0	684,172-	141-
09-11	499,992	491,982	98	2,925	1	489,057-	98-
10-12	458,246	550,244	120	21,793	5	528,451-	115-
11-13	643,702	287,035	45	23,649	4	263,386-	41-
12-14	1,044,936	271,172	26	23,465	2	247,707-	24-
13-15	1,280,281	161,104	13	6,238	0	154,866-	12-
14-16	1,063,743	478,316	45	5,088	0	473,228-	44-
15-17	836,458	432,366	52	5,161	1	427,206-	51-
16-18	741,259	1,542,779	208	3,317	0	1,539,461-	208-
FIVE-YEAR AVERAGE							
14-18	988,153	1,022,330	103	4,619	0	1,017,710-	103-

AMEREN MISSOURI

ACCOUNT 334 ACCESSORY ELECTRIC EQUIPMENT

SUMMARY OF BOOK SALVAGE

YEAR	REGULAR RETIREMENTS	COST OF REMOVAL		GROSS SALVAGE		NET SALVAGE	
		AMOUNT	PCT	AMOUNT	PCT	AMOUNT	PCT
1961	822	200	24		0	200-	24-
1962	14,314		0	108-	1-	108-	1-
1963				15		15	
1964	239		0		0		0
1965							
1966	1,294	47	4	7	1	40-	3-
1967							
1968	613	368	60		0	368-	60-
1969				1,198		1,198	
1970	1,132	513	45		0	513-	45-
1971							
1972	9,511-		0	3,505	37-	3,505	37-
1973							
1974	8,259	217	3	60	1	157-	2-
1975							
1976	821	540	66		0	540-	66-
1977	8,449	1,029	12	570	7	459-	5-
1978	5,063	455-	9-		0	455	9
1979	16,959	5,812	34	1,050	6	4,762-	28-
1980							
1981							
1982		7,972				7,972-	
1983	4,920	10,978	223		0	10,978-	223-
1984	38,307	6,260	16		0	6,260-	16-
1985	386		0	559	145	559	145
1986							
1987	86,761		0		0		0
1988	32,653	349	1		0	349-	1-
1989	7,688	966	13		0	966-	13-
1990	36,080	1,850	5		0	1,850-	5-
1991	106,170		0		0		0
1992	5,781		0		0		0
1993	79,831		0		0		0
1994							
1995	174,281		0	2,500	1	2,500	1
1996	119,800		0	52	0	52	0
1997							
1998	163,886		0		0		0
1999							
2000							
2001	204,085		0		0		0
2002	57,662		0		0		0
2003	1,140,000	24,750	2		0	24,750-	2-

Schedule JJS-D2

AMEREN MISSOURI

ACCOUNT 334 ACCESSORY ELECTRIC EQUIPMENT

SUMMARY OF BOOK SALVAGE

YEAR	REGULAR RETIREMENTS	COST OF REMOVAL		GROSS SALVAGE		NET SALVAGE	
		AMOUNT	PCT	AMOUNT	PCT	AMOUNT	PCT
2004	98,590	27,000	27		0	27,000-	27-
2005	114,103	89,300	78		0	89,300-	78-
2006							
2007							
2008	55,542		0		0		0
2009	118,037	55,000	47		0	55,000-	47-
2010	148,592		0		0		0
2011				92,943		92,943	
2012	709,139		0		0		0
2013	2,570,705	17,516	1	130,000	5	112,484	4
2014	186,734	2,000	1	102,331	55	100,331	54
2015	10		0		0		0
2016	196,217		0	6,490	3	6,490	3
2017	417,232	109,166	26	45,536	11	63,630-	15-
2018	21,454	60,445	282	1,276	6	59,169-	276-
TOTAL	6,943,101	421,823	6	387,984	6	33,838-	0

THREE-YEAR MOVING AVERAGES

61-63	5,045	67	1	31-	1-	98-	2-
62-64	4,851		0	31-	1-	31-	1-
63-65	80		0	5	6	5	6
64-66	511	16	3	2	0	13-	3-
65-67	431	16	4	2	1	13-	3-
66-68	636	138	22	2	0	136-	21-
67-69	204	123	60	399	195	277	135
68-70	582	294	50	399	69	106	18
69-71	377	171	45	399	106	228	61
70-72	2,793-	171	6-	1,168	42-	997	36-
71-73	3,170-		0	1,168	37-	1,168	37-
72-74	417-	72	17-	1,188	285-	1,116	267-
73-75	2,753	72	3	20	1	52-	2-
74-76	3,027	252	8	20	1	232-	8-
75-77	3,090	523	17	190	6	333-	11-
76-78	4,778	371	8	190	4	181-	4-
77-79	10,157	2,129	21	540	5	1,589-	16-
78-80	7,341	1,786	24	350	5	1,436-	20-
79-81	5,653	1,937	34	350	6	1,587-	28-
80-82		2,657				2,657-	
81-83	1,640	6,317	385		0	6,317-	385-
82-84	14,409	8,403	58		0	8,403-	58-
83-85	14,538	5,746	40	186	1	5,560-	38-

Schedule JJS-D2

AMEREN MISSOURI

ACCOUNT 334 ACCESSORY ELECTRIC EQUIPMENT

SUMMARY OF BOOK SALVAGE

YEAR	REGULAR RETIREMENTS	COST OF REMOVAL AMOUNT	PCT	GROSS SALVAGE AMOUNT	PCT	NET SALVAGE AMOUNT	PCT
THREE-YEAR MOVING AVERAGES							
84-86	12,898	2,087	16	186	1	1,900-	15-
85-87	29,049		0	186	1	186	1
86-88	39,805	116	0		0	116-	0
87-89	42,367	438	1		0	438-	1-
88-90	25,474	1,055	4		0	1,055-	4-
89-91	49,979	939	2		0	939-	2-
90-92	49,344	617	1		0	617-	1-
91-93	63,927		0		0		0
92-94	28,537		0		0		0
93-95	84,704		0	833	1	833	1
94-96	98,027		0	851	1	851	1
95-97	98,027		0	851	1	851	1
96-98	94,562		0	17	0	17	0
97-99	54,629		0		0		0
98-00	54,629		0		0		0
99-01	68,028		0		0		0
00-02	87,249		0		0		0
01-03	467,249	8,250	2		0	8,250-	2-
02-04	432,084	17,250	4		0	17,250-	4-
03-05	450,898	47,017	10		0	47,017-	10-
04-06	70,898	38,767	55		0	38,767-	55-
05-07	38,034	29,767	78		0	29,767-	78-
06-08	18,514		0		0		0
07-09	57,860	18,333	32		0	18,333-	32-
08-10	107,390	18,333	17		0	18,333-	17-
09-11	88,876	18,333	21	30,981	35	12,648	14
10-12	285,910		0	30,981	11	30,981	11
11-13	1,093,281	5,839	1	74,314	7	68,476	6
12-14	1,155,526	6,505	1	77,444	7	70,938	6
13-15	919,150	6,505	1	77,444	8	70,938	8
14-16	127,654	667	1	36,274	28	35,607	28
15-17	204,486	36,389	18	17,342	8	19,047-	9-
16-18	211,634	56,537	27	17,767	8	38,770-	18-
FIVE-YEAR AVERAGE							
14-18	164,329	34,322	21	31,127	19	3,195-	2-

AMEREN MISSOURI

ACCOUNT 335 MISCELLANEOUS POWER PLANT EQUIPMENT

SUMMARY OF BOOK SALVAGE

YEAR	REGULAR RETIREMENTS	COST OF REMOVAL		GROSS SALVAGE		NET SALVAGE	
		AMOUNT	PCT	AMOUNT	PCT	AMOUNT	PCT
1961	4,218		0	663	16	663	16
1962	5,841-	108	2-	540	9-	432	7-
1963	4,240		0	685	16	685	16
1964	9,814		0	50	1	50	1
1965	3,721	123	3	992	27	869	23
1966	4,960	115	2	618	12	503	10
1967	6,622		0	1,815	27	1,815	27
1968	1,243		0	69	6	69	6
1969	4,638		0	817	18	817	18
1970	1,053		0		0		0
1971	3,391		0	1,320	39	1,320	39
1972	7,389		0	961	13	961	13
1973	2,579	1,476	57		0	1,476-	57-
1974	1,254		0		0		0
1975	5,398		0	1,632	30	1,632	30
1976	2,640		0		0		0
1977	2,478		0	936	38	936	38
1978	10,876		0	778	7	778	7
1979	9,774	75	1	957	10	882	9
1980	1,285		0		0		0
1981	2,393		0		0		0
1982	11,642		0		0		0
1983	18,688		0		0		0
1984	5,866		0		0		0
1985	2,350		0		0		0
1986	9,489	793	8		0	793-	8-
1987	7,913	1,447	18		0	1,447-	18-
1988	6,036	737	12		0	737-	12-
1989	2,961		0		0		0
1990	20,779		0	975	5	975	5
1991	43,168		0	157	0	157	0
1992	3,179		0	5,330	168	5,330	168
1993	35,567		0		0		0
1994	37,974		0	232	1	232	1
1995	6,681		0		0		0
1996	6,334		0	174	3	174	3
1997							
1998	20,518		0	400	2	400	2
1999							
2000	99,724		0		0		0
2001	10,263		0		0		0
2002	43,068		0		0		0
2003	30,044		0		0		0

Schedule JJS-D2

AMEREN MISSOURI

ACCOUNT 335 MISCELLANEOUS POWER PLANT EQUIPMENT

SUMMARY OF BOOK SALVAGE

YEAR	REGULAR RETIREMENTS	COST OF REMOVAL		GROSS SALVAGE		NET SALVAGE	
		AMOUNT	PCT	AMOUNT	PCT	AMOUNT	PCT
2004	70,199		0		0		0
2005	9,437		0		0		0
2006	6,784		0		0		0
2007	54,761		0		0		0
2008	19,059		0		0		0
2009	15,686	48,095	307		0	48,095-	307-
2010	109,942	3,874-	4-	5,000	5	8,874	8
2011		4,471				4,471-	
2012	113,424		0	744	1	744	1
2013	658,009		0	6,975	1	6,975	1
2014	272,764		0		0		0
2015	47,016		0		0		0
2016							
2017	101,899		0	3,000	3	3,000	3
2018	132,153		0	18,595	14	18,595	14
TOTAL	2,117,502	53,566	3	54,415	3	849	0

THREE-YEAR MOVING AVERAGES

61-63	872	36	4	629	72	593	68
62-64	2,738	36	1	425	16	389	14
63-65	5,925	41	1	576	10	535	9
64-66	6,165	79	1	553	9	474	8
65-67	5,101	79	2	1,142	22	1,062	21
66-68	4,275	38	1	834	20	796	19
67-69	4,168		0	900	22	900	22
68-70	2,311		0	295	13	295	13
69-71	3,027		0	712	24	712	24
70-72	3,944		0	760	19	760	19
71-73	4,453	492	11	760	17	268	6
72-74	3,741	492	13	320	9	172-	5-
73-75	3,077	492	16	544	18	52	2
74-76	3,097		0	544	18	544	18
75-77	3,505		0	856	24	856	24
76-78	5,331		0	571	11	571	11
77-79	7,709	25	0	890	12	865	11
78-80	7,312	25	0	578	8	553	8
79-81	4,484	25	1	319	7	294	7
80-82	5,107		0		0		0
81-83	10,908		0		0		0
82-84	12,065		0		0		0
83-85	8,968		0		0		0

Schedule JJS-D2

AMEREN MISSOURI

ACCOUNT 335 MISCELLANEOUS POWER PLANT EQUIPMENT

SUMMARY OF BOOK SALVAGE

YEAR	REGULAR RETIREMENTS	COST OF REMOVAL AMOUNT	PCT	GROSS SALVAGE AMOUNT	PCT	NET SALVAGE AMOUNT	PCT
THREE-YEAR MOVING AVERAGES							
84-86	5,902	264	4		0	264-	4-
85-87	6,584	747	11		0	747-	11-
86-88	7,813	992	13		0	992-	13-
87-89	5,637	728	13		0	728-	13-
88-90	9,925	246	2	325	3	79	1
89-91	22,303		0	377	2	377	2
90-92	22,375		0	2,154	10	2,154	10
91-93	27,305		0	1,829	7	1,829	7
92-94	25,573		0	1,854	7	1,854	7
93-95	26,741		0	77	0	77	0
94-96	16,996		0	135	1	135	1
95-97	4,338		0	58	1	58	1
96-98	8,951		0	191	2	191	2
97-99	6,839		0	133	2	133	2
98-00	40,081		0	133	0	133	0
99-01	36,662		0		0		0
00-02	51,018		0		0		0
01-03	27,792		0		0		0
02-04	47,770		0		0		0
03-05	36,560		0		0		0
04-06	28,807		0		0		0
05-07	23,661		0		0		0
06-08	26,868		0		0		0
07-09	29,835	16,032	54		0	16,032-	54-
08-10	48,229	14,740	31	1,667	3	13,074-	27-
09-11	41,876	16,231	39	1,667	4	14,564-	35-
10-12	74,456	199	0	1,915	3	1,716	2
11-13	257,144	1,490	1	2,573	1	1,083	0
12-14	348,066		0	2,573	1	2,573	1
13-15	325,929		0	2,325	1	2,325	1
14-16	106,593		0		0		0
15-17	49,638		0	1,000	2	1,000	2
16-18	78,017		0	7,198	9	7,198	9
FIVE-YEAR AVERAGE							
14-18	110,766		0	4,319	4	4,319	4

Schedule JJS-D2

AMEREN MISSOURI

ACCOUNT 341 STRUCTURES AND IMPROVEMENTS

SUMMARY OF BOOK SALVAGE

YEAR	REGULAR RETIREMENTS	COST OF REMOVAL		GROSS SALVAGE		NET SALVAGE	
		AMOUNT	PCT	AMOUNT	PCT	AMOUNT	PCT
1979	962		0		0		0
1980							
1981							
1982							
1983							
1984							
1985	598	9,590			0	9,590-	
1986	3,317	292	9		0	292-	9-
1987		6,806				6,806-	
1988	47,754	1,163	2		0	1,163-	2-
1989		15,366				15,366-	
1990	13,723	31,387	229		0	31,387-	229-
1991	17,762	3,260	18		0	3,260-	18-
1992							
1993							
1994	787		0		0		0
1995							
1996	93,210	7,886	8	50,000	54	42,114	45
1997		310,594		202,525		108,069-	
1998							
1999							
2000							
2001	19,320	1,540	8		0	1,540-	8-
2002							
2003		562,839				562,839-	
2004		562,839-		52,000		614,839	
2005	5		0		0		0
2006	25,665		0		0		0
2007							
2008							
2009	46,226	5,000	11		0	5,000-	11-
2010	84,860	14,000	16		0	14,000-	16-
2011	1,151,455		0		0		0
2012		29,190				29,190-	
2013	399,756	15,002	4		0	15,002-	4-
2014	257,647		0		0		0
2015	312,013		0		0		0
2016	1,584		0		0		0
2017	12,280	5,021	41		0	5,021-	41-
2018	42,759	1,466	3		0	1,466-	3-
TOTAL	2,531,683	457,563	18	304,525	12	153,038-	6-

Schedule JJS-D2

AMEREN MISSOURI

ACCOUNT 341 STRUCTURES AND IMPROVEMENTS

SUMMARY OF BOOK SALVAGE

YEAR	REGULAR RETIREMENTS	COST OF REMOVAL		GROSS SALVAGE		NET SALVAGE	
		AMOUNT	PCT	AMOUNT	PCT	AMOUNT	PCT
THREE-YEAR MOVING AVERAGES							
79-81	321		0		0		0
80-82							
81-83							
82-84							
83-85	199	3,197			0	3,197-	
84-86	1,305	3,294	252		0	3,294-	252-
85-87	1,305	5,563	426		0	5,563-	426-
86-88	17,024	2,754	16		0	2,754-	16-
87-89	15,918	7,778	49		0	7,778-	49-
88-90	20,492	15,972	78		0	15,972-	78-
89-91	10,495	16,671	159		0	16,671-	159-
90-92	10,495	11,549	110		0	11,549-	110-
91-93	5,921	1,087	18		0	1,087-	18-
92-94	262		0		0		0
93-95	262		0		0		0
94-96	31,332	2,629	8	16,667	53	14,038	45
95-97	31,070	106,160	342	84,175	271	21,985-	71-
96-98	31,070	106,160	342	84,175	271	21,985-	71-
97-99		103,531		67,508		36,023-	
98-00							
99-01	6,440	513	8		0	513-	8-
00-02	6,440	513	8		0	513-	8-
01-03	6,440	188,126			0	188,126-	
02-04				17,333		17,333	
03-05	2		0	17,333		17,333	
04-06	8,557	187,613-		17,333	203	204,946	
05-07	8,557		0		0		0
06-08	8,555		0		0		0
07-09	15,409	1,667	11		0	1,667-	11-
08-10	43,695	6,333	14		0	6,333-	14-
09-11	427,514	6,333	1		0	6,333-	1-
10-12	412,105	14,397	3		0	14,397-	3-
11-13	517,070	14,731	3		0	14,731-	3-
12-14	219,134	14,731	7		0	14,731-	7-
13-15	323,138	5,001	2		0	5,001-	2-
14-16	190,415		0		0		0

AMEREN MISSOURI

ACCOUNT 341 STRUCTURES AND IMPROVEMENTS

SUMMARY OF BOOK SALVAGE

YEAR	REGULAR RETIREMENTS	COST OF REMOVAL AMOUNT	PCT	GROSS SALVAGE AMOUNT	PCT	NET SALVAGE AMOUNT	PCT
THREE-YEAR MOVING AVERAGES							
15-17	108,625	1,674	2		0	1,674-	2-
16-18	18,874	2,162	11		0	2,162-	11-
FIVE-YEAR AVERAGE							
14-18	125,256	1,297	1		0	1,297-	1-

AMEREN MISSOURI

ACCOUNT 342 FUEL HOLDERS, PRODUCERS AND ACCESSORIES

SUMMARY OF BOOK SALVAGE

YEAR	REGULAR RETIREMENTS	COST OF REMOVAL		GROSS SALVAGE		NET SALVAGE	
		AMOUNT	PCT	AMOUNT	PCT	AMOUNT	PCT
1986	277		0		0		0
1987							
1988	92,390	28,582	31		0	28,582-	31-
1989		1,408				1,408-	
1990							
1991							
1992							
1993							
1994							
1995							
1996	4,207	4,081	97		0	4,081-	97-
1997	83,579		0		0		0
1998	35,407		0		0		0
1999							
2000							
2001							
2002	35,910		0		0		0
2003							
2004							
2005							
2006							
2007	460		0		0		0
2008	45,473		0		0		0
2009							
2010							
2011	72,133		0		0		0
2012		6,206				6,206-	
2013	193,392	2,990	2		0	2,990-	2-
2014	70,280		0		0		0
2015	627,590		0		0		0
2016	434,509	30,000	7	1,242	0	28,758-	7-
2017	70,000		0		0		0
2018	99,474	91,098	92		0	91,098-	92-
TOTAL	1,865,080	164,365	9	1,242	0	163,123-	9-

THREE-YEAR MOVING AVERAGES

86-88	30,889	9,527	31		0	9,527-	31-
87-89	30,797	9,997	32		0	9,997-	32-
88-90	30,797	9,997	32		0	9,997-	32-
89-91		469				469-	
90-92							

Schedule JJS-D2

AMEREN MISSOURI

ACCOUNT 342 FUEL HOLDERS, PRODUCERS AND ACCESSORIES

SUMMARY OF BOOK SALVAGE

YEAR	REGULAR RETIREMENTS	COST OF REMOVAL AMOUNT	PCT	GROSS SALVAGE AMOUNT	PCT	NET SALVAGE AMOUNT	PCT
THREE-YEAR MOVING AVERAGES							
91-93							
92-94							
93-95							
94-96	1,402	1,360	97		0	1,360-	97-
95-97	29,262	1,360	5		0	1,360-	5-
96-98	41,064	1,360	3		0	1,360-	3-
97-99	39,662		0		0		0
98-00	11,802		0		0		0
99-01							
00-02	11,970		0		0		0
01-03	11,970		0		0		0
02-04	11,970		0		0		0
03-05							
04-06							
05-07	153		0		0		0
06-08	15,311		0		0		0
07-09	15,311		0		0		0
08-10	15,158		0		0		0
09-11	24,044		0		0		0
10-12	24,044	2,068	9		0	2,068-	9-
11-13	88,508	3,065	3		0	3,065-	3-
12-14	87,891	3,065	3		0	3,065-	3-
13-15	297,087	997	0		0	997-	0
14-16	377,460	10,000	3	414	0	9,586-	3-
15-17	377,366	10,000	3	414	0	9,586-	3-
16-18	201,327	40,366	20	414	0	39,952-	20-
FIVE-YEAR AVERAGE							
14-18	260,370	24,220	9	248	0	23,971-	9-

AMEREN MISSOURI

ACCOUNT 344 GENERATORS

SUMMARY OF BOOK SALVAGE

YEAR	REGULAR RETIREMENTS	COST OF REMOVAL		GROSS SALVAGE		NET SALVAGE	
		AMOUNT	PCT	AMOUNT	PCT	AMOUNT	PCT
1971	528		0		0		0
1972							
1973							
1974							
1975							
1976							
1977							
1978							
1979							
1980							
1981							
1982							
1983							
1984							
1985							
1986							
1987	52,210	2,000	4		0	2,000-	4-
1988	170,685		0	16,300	10	16,300	10
1989	6,140-		0	146,700		146,700	
1990							
1991							
1992							
1993							
1994							
1995							
1996	866,292		0		0		0
1997							
1998							
1999	2,812	60,866-			0	60,866	
2000	94,217	104,587	111		0	104,587-	111-
2001	20,330		0		0		0
2002		5,000				5,000-	
2003		76,260				76,260-	
2004	42,469		0		0		0
2005	57,093-		0		0		0
2006	23,511		0		0		0
2007			0		0		0
2008	1,100,381		0		0		0
2009	456,826	22,166	5		0	22,166-	5-
2010	123,540		0		0		0
2011	5,926,931	140,000	2	577,500	10	437,500	7
2012	280,966	139,105	50		0	139,105-	50-
2013	8,605,108	322,344	4	78,050	1	244,294-	3-

Schedule JJS-D2

AMEREN MISSOURI

ACCOUNT 344 GENERATORS

SUMMARY OF BOOK SALVAGE

YEAR	REGULAR RETIREMENTS	COST OF REMOVAL		GROSS SALVAGE		NET SALVAGE	
		AMOUNT	PCT	AMOUNT	PCT	AMOUNT	PCT
2014	3,877,375	266,189	7	25,478	1	240,711-	6-
2015	3,944,841	190,624	5	166,000	4	24,624-	1-
2016	3,272,843	17,026	1		0	17,026-	1-
2017	323,585	40,432	12		0	40,432-	12-
2018	2,319,439	384,140	17		0	384,140-	17-
TOTAL	31,441,656	1,649,006	5	1,010,028	3	638,978-	2-

THREE-YEAR MOVING AVERAGES

71-73	176		0		0		0
72-74							
73-75							
74-76							
75-77							
76-78							
77-79							
78-80							
79-81							
80-82							
81-83							
82-84							
83-85							
84-86							
85-87	17,403	667	4		0	667-	4-
86-88	74,298	667	1	5,433	7	4,767	6
87-89	72,252	667	1	54,333	75	53,667	74
88-90	54,848		0	54,333	99	54,333	99
89-91	2,047-		0	48,900		48,900	
90-92							
91-93							
92-94							
93-95							
94-96	288,764		0		0		0
95-97	288,764		0		0		0
96-98	288,764		0		0		0
97-99	937	20,289-			0	20,289	
98-00	32,343	14,574	45		0	14,574-	45-
99-01	39,120	14,574	37		0	14,574-	37-
00-02	38,182	36,529	96		0	36,529-	96-
01-03	6,777	27,087	400		0	27,087-	400-
02-04	14,156	27,087	191		0	27,087-	191-
03-05	4,875-	25,420	521-		0	25,420-	521

Schedule JJS-D2

AMEREN MISSOURI

ACCOUNT 344 GENERATORS

SUMMARY OF BOOK SALVAGE

YEAR	REGULAR RETIREMENTS	COST OF REMOVAL AMOUNT	PCT	GROSS SALVAGE AMOUNT	PCT	NET SALVAGE AMOUNT	PCT
THREE-YEAR MOVING AVERAGES							
04-06	2,963		0		0		0
05-07	11,194-		0		0		0
06-08	374,631		0		0		0
07-09	519,069	7,389	1		0	7,389-	1-
08-10	560,249	7,389	1		0	7,389-	1-
09-11	2,169,099	54,055	2	192,500	9	138,445	6
10-12	2,110,479	93,035	4	192,500	9	99,465	5
11-13	4,937,669	200,483	4	218,517	4	18,034	0
12-14	4,254,483	242,546	6	34,509	1	208,037-	5-
13-15	5,475,775	259,719	5	89,843	2	169,876-	3-
14-16	3,698,353	157,946	4	63,826	2	94,120-	3-
15-17	2,513,757	82,694	3	55,333	2	27,361-	1-
16-18	1,971,956	147,199	7		0	147,199-	7-
FIVE-YEAR AVERAGE							
14-18	2,747,617	179,682	7	38,296	1	141,387-	5-

AMEREN MISSOURI

ACCOUNT 345 ACCESSORY ELECTRICAL EQUIPMENT

SUMMARY OF BOOK SALVAGE

YEAR	REGULAR RETIREMENTS	COST OF REMOVAL		GROSS SALVAGE		NET SALVAGE	
		AMOUNT	PCT	AMOUNT	PCT	AMOUNT	PCT
1987	25,976	1,682	6		0	1,682-	6-
1988	99,042		0		0		0
1989		433				433-	
1990	11,841		0		0		0
1991							
1992	1,355		0		0		0
1993							
1994							
1995							
1996	77,234	200	0		0	200-	0
1997							
1998	55,353		0		0		0
1999	44,328		0		0		0
2000							
2001	44,311		0		0		0
2002							
2003	3,445		0		0		0
2004							
2005	23,334		0		0		0
2006	65,004		0		0		0
2007	11,375		0		0		0
2008							
2009	121,497		0		0		0
2010	1,265,603	96,069	8		0	96,069-	8-
2011	1,004,876		0		0		0
2012	99,215	33,000	33		0	33,000-	33-
2013	1,888,813		0		0		0
2014	1,744,165	18,800	1	165,787	10	146,987	8
2015	1,348,313	47,686	4	93,198	7	45,512	3
2016	1,898	32,894		16,266	857	16,628-	876-
2017	95,035	4,112	4		0	4,112-	4-
2018	397,680		0		0		0
TOTAL	8,429,692	234,877	3	275,251	3	40,374	0

THREE-YEAR MOVING AVERAGES

87-89	41,673	705	2		0	705-	2-
88-90	36,961	144	0		0	144-	0
89-91	3,947	144	4		0	144-	4-
90-92	4,399		0		0		0
91-93	452		0		0		0
92-94	452		0		0		0

Schedule JJS-D2

AMEREN MISSOURI

ACCOUNT 345 ACCESSORY ELECTRICAL EQUIPMENT

SUMMARY OF BOOK SALVAGE

YEAR	REGULAR RETIREMENTS	COST OF REMOVAL AMOUNT	PCT	GROSS SALVAGE AMOUNT	PCT	NET SALVAGE AMOUNT	PCT
THREE-YEAR MOVING AVERAGES							
93-95							
94-96	25,745	67	0		0	67-	0
95-97	25,745	67	0		0	67-	0
96-98	44,196	67	0		0	67-	0
97-99	33,227		0		0		0
98-00	33,227		0		0		0
99-01	29,546		0		0		0
00-02	14,770		0		0		0
01-03	15,918		0		0		0
02-04	1,148		0		0		0
03-05	8,926		0		0		0
04-06	29,446		0		0		0
05-07	33,238		0		0		0
06-08	25,460		0		0		0
07-09	44,291		0		0		0
08-10	462,367	32,023	7		0	32,023-	7-
09-11	797,325	32,023	4		0	32,023-	4-
10-12	789,898	43,023	5		0	43,023-	5-
11-13	997,635	11,000	1		0	11,000-	1-
12-14	1,244,064	17,267	1	55,262	4	37,996	3
13-15	1,660,430	22,162	1	86,328	5	64,166	4
14-16	1,031,459	33,127	3	91,750	9	58,624	6
15-17	481,749	28,231	6	36,488	8	8,257	2
16-18	164,871	12,335	7	5,422	3	6,913-	4-
FIVE-YEAR AVERAGE							
14-18	717,418	20,699	3	55,050	8	34,352	5

AMEREN MISSOURI

ACCOUNT 346 MISCELLANEOUS POWER PLANT EQUIPMENT

SUMMARY OF BOOK SALVAGE

YEAR	REGULAR RETIREMENTS	COST OF REMOVAL		GROSS SALVAGE		NET SALVAGE	
		AMOUNT	PCT	AMOUNT	PCT	AMOUNT	PCT
1976	285		0		0		0
1977							
1978							
1979							
1980							
1981							
1982							
1983							
1984				200		200	
1985	210		0		0		0
1986							
1987	228		0		0		0
1988	580		0		0		0
1989							
1990				175		175	
1991							
1992							
1993							
1994							
1995							
1996							
1997							
1998							
1999							
2000							
2001							
2002							
2003	83,576		0	8,835	11	8,835	11
2004							
2005	1,193		0		0		0
2006	272,948		0		0		0
2007	666		0		0		0
2008				750		750	
2009							
2010							
2011	572,435		0		0		0
2012	6,651		0	4,198	63	4,198	63
2013	59,453		0		0		0
2014	150,322		0		0		0
2015	3,291		0		0		0
2016							

Schedule JJS-D2

AMEREN MISSOURI

ACCOUNT 346 MISCELLANEOUS POWER PLANT EQUIPMENT

SUMMARY OF BOOK SALVAGE

YEAR	REGULAR RETIREMENTS	COST OF REMOVAL		GROSS SALVAGE		NET SALVAGE	
		AMOUNT	PCT	AMOUNT	PCT	AMOUNT	PCT
2017	3,757		0	13,950	371	13,950	371
2018	40,005		0		0		0
TOTAL	1,195,600		0	28,108	2	28,108	2

THREE-YEAR MOVING AVERAGES

76-78	95		0		0		0
77-79							
78-80							
79-81							
80-82							
81-83							
82-84				67		67	
83-85	70		0	67	95	67	95
84-86	70		0	67	95	67	95
85-87	146		0		0		0
86-88	269		0		0		0
87-89	269		0		0		0
88-90	193		0	58	30	58	30
89-91				58		58	
90-92				58		58	
91-93							
92-94							
93-95							
94-96							
95-97							
96-98							
97-99							
98-00							
99-01							
00-02							
01-03	27,858		0	2,945	11	2,945	11
02-04	27,858		0	2,945	11	2,945	11
03-05	28,256		0	2,945	10	2,945	10
04-06	91,380		0		0		0
05-07	91,602		0		0		0
06-08	91,205		0	250	0	250	0
07-09	222		0	250	113	250	113
08-10				250		250	
09-11	190,812		0		0		0
10-12	193,029		0	1,399	1	1,399	1
11-13	212,846		0	1,399	1	1,399	1

Schedule JJS-D2

AMEREN MISSOURI

ACCOUNT 346 MISCELLANEOUS POWER PLANT EQUIPMENT

SUMMARY OF BOOK SALVAGE

YEAR	REGULAR RETIREMENTS	COST OF REMOVAL AMOUNT	PCT	GROSS SALVAGE AMOUNT	PCT	NET SALVAGE AMOUNT	PCT
THREE-YEAR MOVING AVERAGES							
12-14	72,142		0	1,399	2	1,399	2
13-15	71,022		0		0		0
14-16	51,204		0		0		0
15-17	2,349		0	4,650	198	4,650	198
16-18	14,587		0	4,650	32	4,650	32
FIVE-YEAR AVERAGE							
14-18	39,475		0	2,790	7	2,790	7

AMEREN MISSOURI

ACCOUNT 352 STRUCTURES AND IMPROVEMENTS

SUMMARY OF BOOK SALVAGE

YEAR	REGULAR RETIREMENTS	COST OF REMOVAL		GROSS SALVAGE		NET SALVAGE	
		AMOUNT	PCT	AMOUNT	PCT	AMOUNT	PCT
1961	2,767	121	4	216	8	95	3
1962	1,997	351	18	70	4	281-	14-
1963	3,487	99	3	111	3	12	0
1964	687	1,379	201	1,898	276	519	76
1965	232		0		0		0
1966	6,126		0		0		0
1967	69,805	850	1		0	850-	1-
1968	661	570	86		0	570-	86-
1969	876	643	73		0	643-	73-
1970	429	376	88		0	376-	88-
1971	924	508	55		0	508-	55-
1972	15,947	80	1	15,590	98	15,510	97
1973	449		0		0		0
1974	28,971		0	20,546	71	20,546	71
1975	169		0		0		0
1976		184		456		272	
1977	2,189	1,086	50		0	1,086-	50-
1978	2,186		0		0		0
1979							
1980	1,359	102	8		0	102-	8-
1981	1,049	884	84		0	884-	84-
1982	3,294	777	24		0	777-	24-
1983	5,248	418	8		0	418-	8-
1984	1,591		0		0		0
1985	1,878	170	9		0	170-	9-
1986	5,900	7,253	123		0	7,253-	123-
1987							
1988	3,319		0		0		0
1989							
1990							
1991							
1992	8,723		0		0		0
1993							
1994							
1995	5,133	19,368	377		0	19,368-	377-
1996	23,653		0		0		0
1997	254,976		0		0		0
1998							
1999					9-		9-
2000	907-		0		0		0
2001	17,218		0		0		0
2002							
2003							

Schedule JJS-D2

AMEREN MISSOURI

ACCOUNT 352 STRUCTURES AND IMPROVEMENTS

SUMMARY OF BOOK SALVAGE

YEAR	REGULAR RETIREMENTS	COST OF REMOVAL		GROSS SALVAGE		NET SALVAGE	
		AMOUNT	PCT	AMOUNT	PCT	AMOUNT	PCT
2004	80,825		0		0		0
2005	12,436		0		0		0
2006							
2007							
2008	13,530		0		0		0
2009	41,709		0		0		0
2010							
2011	15,248		0		0		0
2012							
2013	18,061	4,281	24		0	4,281-	24-
2014			0		0		0
2015							
2016	27,337	36,628	134		0	36,628-	134-
2017	19,258		0		0		0
2018	152,749	4,534	3		0	4,534-	3-
TOTAL	851,488	80,662	9	38,878	5	41,784-	5-

THREE-YEAR MOVING AVERAGES

61-63	2,750	190	7	132	5	58-	2-
62-64	2,057	610	30	693	34	83	4
63-65	1,469	493	34	670	46	177	12
64-66	2,348	460	20	633	27	173	7
65-67	25,388	283	1		0	283-	1-
66-68	25,531	473	2		0	473-	2-
67-69	23,781	688	3		0	688-	3-
68-70	655	530	81		0	530-	81-
69-71	743	509	69		0	509-	69-
70-72	5,767	321	6	5,197	90	4,875	85
71-73	5,773	196	3	5,197	90	5,001	87
72-74	15,122	27	0	12,045	80	12,019	79
73-75	9,863		0	6,849	69	6,849	69
74-76	9,713	61	1	7,001	72	6,939	71
75-77	786	423	54	152	19	271-	35-
76-78	1,458	423	29	152	10	271-	19-
77-79	1,458	362	25		0	362-	25-
78-80	1,182	34	3		0	34-	3-
79-81	803	329	41		0	329-	41-
80-82	1,901	588	31		0	588-	31-
81-83	3,197	693	22		0	693-	22-
82-84	3,378	398	12		0	398-	12-
83-85	2,906	196	7		0	196-	7-

Schedule JJS-D2

AMEREN MISSOURI

ACCOUNT 352 STRUCTURES AND IMPROVEMENTS

SUMMARY OF BOOK SALVAGE

YEAR	REGULAR RETIREMENTS	COST OF REMOVAL AMOUNT	PCT	GROSS SALVAGE AMOUNT	PCT	NET SALVAGE AMOUNT	PCT
THREE-YEAR MOVING AVERAGES							
84-86	3,123	2,474	79		0	2,474-	79-
85-87	2,593	2,474	95		0	2,474-	95-
86-88	3,073	2,418	79		0	2,418-	79-
87-89	1,106		0		0		0
88-90	1,106		0		0		0
89-91							
90-92	2,908		0		0		0
91-93	2,908		0		0		0
92-94	2,908		0		0		0
93-95	1,711	6,456	377		0	6,456-	377-
94-96	9,595	6,456	67		0	6,456-	67-
95-97	94,587	6,456	7		0	6,456-	7-
96-98	92,876		0		0		0
97-99	84,992		0	3-	0	3-	0
98-00	302-		0	3-	1	3-	1
99-01	5,437		0	3-	0	3-	0
00-02	5,437		0		0		0
01-03	5,739		0		0		0
02-04	26,942		0		0		0
03-05	31,087		0		0		0
04-06	31,087		0		0		0
05-07	4,145		0		0		0
06-08	4,510		0		0		0
07-09	18,413		0		0		0
08-10	18,413		0		0		0
09-11	18,986		0		0		0
10-12	5,083		0		0		0
11-13	11,103	1,427	13		0	1,427-	13-
12-14	6,020	1,427	24		0	1,427-	24-
13-15	6,020	1,427	24		0	1,427-	24-
14-16	9,112	12,209	134		0	12,209-	134-
15-17	15,532	12,209	79		0	12,209-	79-
16-18	66,448	13,721	21		0	13,721-	21-
FIVE-YEAR AVERAGE							
14-18	39,869	8,232	21		0	8,232-	21-

AMEREN MISSOURI

ACCOUNT 353 STATION EQUIPMENT

SUMMARY OF BOOK SALVAGE

YEAR	REGULAR RETIREMENTS	COST OF REMOVAL		GROSS SALVAGE		NET SALVAGE	
		AMOUNT	PCT	AMOUNT	PCT	AMOUNT	PCT
1961	895,219	28,537	3	71,439	8	42,902	5
1962	304,789	36,800	12	20,960	7	15,840-	5-
1963	326,626	26,214	8	4,186	1	22,028-	7-
1964	31,282	12,536	40	1,447-	5-	13,983-	45-
1965	441,751	11,259	3	3,187	1	8,072-	2-
1966	821,862	44,624	5	28,053	3	16,571-	2-
1967	568,905	46,976	8	14,995	3	31,981-	6-
1968	194,514	19,955	10	11,934	6	8,021-	4-
1969	251,456	35,496	14	8,518	3	26,978-	11-
1970	571,350	27,343	5	49,194	9	21,851	4
1971	1,124,159	41,636	4	50,079	4	8,443	1
1972	257,022	21,059	8	612	0	20,447-	8-
1973	1,099,159	19,566	2	5,265	0	14,301-	1-
1974	191,169	35,939	19	9,298	5	26,641-	14-
1975	42,517	20,500	48	23,709	56	3,209	8
1976	290,128	8,183	3	638-	0	8,821-	3-
1977	1,573,448	7,212	0	815	0	6,397-	0
1978	96,469	37,794	39	3,206	3	34,588-	36-
1979	58,301	187,164	321	5,429	9	181,735-	312-
1980	129,026	9,171	7	51,561	40	42,390	33
1981	1,227,486	15,742	1	346,750	28	331,008	27
1982	268,758	28,009	10		0	28,009-	10-
1983	172,248	22,099	13		0	22,099-	13-
1984	307,762	66,783	22		0	66,783-	22-
1985	150,520	30,081	20	338	0	29,743-	20-
1986	91,132	28,540	31		0	28,540-	31-
1987	247,149	7,240	3	30	0	7,210-	3-
1988	64,217	27,681	43		0	27,681-	43-
1989	964,710	31,059	3		0	31,059-	3-
1990	11,326	581	5		0	581-	5-
1991	886,082	20,993	2		0	20,993-	2-
1992	60,923		0		0		0
1993	935,079		0		0		0
1994	408,879	7,621	2	91,814	22	84,193	21
1995	219,621		0	98	0	98	0
1996	223,355		0	10	0	10	0
1997	379,013		0	18	0	18	0
1998	16,618		0		0		0
1999	31,227	10,304	33	160-	1-	10,464-	34-
2000	356,372		0	11,865	3	11,865	3
2001	1,179,783	4,000	0		0	4,000-	0
2002	610,051	60,464	10		0	60,464-	10-
2003	202,604		0		0		0

Schedule JJS-D2

AMEREN MISSOURI

ACCOUNT 353 STATION EQUIPMENT

SUMMARY OF BOOK SALVAGE

YEAR	REGULAR RETIREMENTS	COST OF REMOVAL		GROSS SALVAGE		NET SALVAGE	
		AMOUNT	PCT	AMOUNT	PCT	AMOUNT	PCT
2004	233,290		0		0		0
2005	738,665	12,464	2		0	12,464-	2-
2006	440,791		0		0		0
2007	253,122	4,109	2	26,000	10	21,891	9
2008	307,933	84,640	27		0	84,640-	27-
2009	883,273	14,816	2		0	14,816-	2-
2010	2,574,540	149,664	6		0	149,664-	6-
2011	911,544	64,445	7	1,334	0	63,111-	7-
2012	3,941,247	381,315	10	8,244	0	373,071-	9-
2013	402,077	126,490	31	125,689	31	801-	0
2014	1,609,792	361,513	22	5,839	0	355,674-	22-
2015	904,508	115,278	13		0	115,278-	13-
2016	5,582,462	292,894	5	32,417	1	260,477-	5-
2017	3,416,693	212,821	6	7,913	0	204,908-	6-
2018	997,377	155,733	16	5,906	1	149,827-	15-
TOTAL	41,481,380	3,015,343	7	1,024,460	2	1,990,883-	5-

THREE-YEAR MOVING AVERAGES

61-63	508,878	30,517	6	32,195	6	1,678	0
62-64	220,899	25,183	11	7,900	4	17,284-	8-
63-65	266,553	16,670	6	1,975	1	14,694-	6-
64-66	431,632	22,806	5	9,931	2	12,875-	3-
65-67	610,839	34,286	6	15,412	3	18,875-	3-
66-68	528,427	37,185	7	18,327	3	18,858-	4-
67-69	338,292	34,142	10	11,816	3	22,327-	7-
68-70	339,107	27,598	8	23,215	7	4,383-	1-
69-71	648,988	34,825	5	35,930	6	1,105	0
70-72	650,844	30,013	5	33,295	5	3,282	1
71-73	826,780	27,420	3	18,652	2	8,768-	1-
72-74	515,783	25,521	5	5,058	1	20,463-	4-
73-75	444,282	25,335	6	12,757	3	12,578-	3-
74-76	174,605	21,541	12	10,790	6	10,751-	6-
75-77	635,364	11,965	2	7,962	1	4,003-	1-
76-78	653,348	17,730	3	1,128	0	16,602-	3-
77-79	576,073	77,390	13	3,150	1	74,240-	13-
78-80	94,599	78,043	82	20,065	21	57,978-	61-
79-81	471,604	70,692	15	134,580	29	63,888	14
80-82	541,757	17,641	3	132,770	25	115,130	21
81-83	556,164	21,950	4	115,583	21	93,633	17
82-84	249,589	38,964	16		0	38,964-	16-
83-85	210,177	39,654	19	113	0	39,542-	19-

Schedule JJS-D2

AMEREN MISSOURI

ACCOUNT 353 STATION EQUIPMENT

SUMMARY OF BOOK SALVAGE

YEAR	REGULAR RETIREMENTS	COST OF REMOVAL		GROSS SALVAGE		NET SALVAGE	
		AMOUNT	PCT	AMOUNT	PCT	AMOUNT	PCT
THREE-YEAR MOVING AVERAGES							
84-86	183,138	41,801	23	113	0	41,689-	23-
85-87	162,934	21,954	13	123	0	21,831-	13-
86-88	134,166	21,154	16	10	0	21,144-	16-
87-89	425,359	21,993	5	10	0	21,983-	5-
88-90	346,751	19,774	6		0	19,774-	6-
89-91	620,706	17,544	3		0	17,544-	3-
90-92	319,444	7,191	2		0	7,191-	2-
91-93	627,361	6,998	1		0	6,998-	1-
92-94	468,294	2,540	1	30,605	7	28,064	6
93-95	521,193	2,540	0	30,637	6	28,097	5
94-96	283,952	2,540	1	30,641	11	28,100	10
95-97	273,996		0	42	0	42	0
96-98	206,329		0	9	0	9	0
97-99	142,286	3,435	2	47-	0	3,482-	2-
98-00	134,739	3,435	3	3,902	3	467	0
99-01	522,460	4,768	1	3,902	1	866-	0
00-02	715,402	21,488	3	3,955	1	17,533-	2-
01-03	664,146	21,488	3		0	21,488-	3-
02-04	348,648	20,155	6		0	20,155-	6-
03-05	391,519	4,155	1		0	4,155-	1-
04-06	470,915	4,155	1		0	4,155-	1-
05-07	477,526	5,524	1	8,667	2	3,142	1
06-08	333,949	29,583	9	8,667	3	20,917-	6-
07-09	481,443	34,522	7	8,667	2	25,855-	5-
08-10	1,255,248	83,040	7		0	83,040-	7-
09-11	1,456,452	76,308	5	444	0	75,864-	5-
10-12	2,475,777	198,475	8	3,192	0	195,282-	8-
11-13	1,751,623	190,750	11	45,089	3	145,661-	8-
12-14	1,984,372	289,773	15	46,591	2	243,182-	12-
13-15	972,126	201,094	21	43,843	5	157,251-	16-
14-16	2,698,921	256,562	10	12,752	0	243,809-	9-
15-17	3,301,221	206,998	6	13,443	0	193,554-	6-
16-18	3,332,177	220,483	7	15,412	0	205,071-	6-
FIVE-YEAR AVERAGE							
14-18	2,502,166	227,648	9	10,415	0	217,233-	9-

AMEREN MISSOURI

ACCOUNT 354 TOWERS AND FIXTURES

SUMMARY OF BOOK SALVAGE

YEAR	REGULAR RETIREMENTS	COST OF REMOVAL		GROSS SALVAGE		NET SALVAGE	
		AMOUNT	PCT	AMOUNT	PCT	AMOUNT	PCT
1961	7,122	1,933	27	3,603	51	1,670	23
1962	21,797	897	4	2,376	11	1,479	7
1963	2,735	165	6	761	28	596	22
1964	18,648	3,997	21	9,365	50	5,368	29
1965	85,278	10,642	12	13,591	16	2,949	3
1966	67,309	24,331	36	37,040	55	12,709	19
1967	100,044	7,486	7	44,882	45	37,396	37
1968	29,888	5,856	20	8,547	29	2,691	9
1969	110,078	7,684	7	4,143	4	3,541-	3-
1970	12,860	44,691	348	19,743	154	24,948-	194-
1971	100,742	6,684	7	4,485	4	2,199-	2-
1972	181,367	9,813	5	41,353	23	31,540	17
1973		26,946		80		26,866-	
1974	5,067	1,344	27	1,598	32	254	5
1975	39,439	8,183	21	5,774	15	2,409-	6-
1976	208	534-	257-	5,622		6,156	
1977				716		716	
1978	36,760	9,354	25	7,730	21	1,624-	4-
1979	6,322	1,380	22	3,488	55	2,108	33
1980	384,233	32,811	9	76,163	20	43,352	11
1981	12,946	5,087	39	259	2	4,828-	37-
1982	36,871	36,714	100	14,144	38	22,570-	61-
1983	40,163	46,881	117	5,870	15	41,011-	102-
1984	5,694	269	5	932	16	663	12
1985	103	106,821		374	363	106,447-	
1986		12,131				12,131-	
1987	4,367	52,923		5,139	118	47,784-	
1988	47,678	296	1	24,465	51	24,169	51
1989	16,373	8,457	52	2,297	14	6,160-	38-
1990							
1991	25,728	10,385	40	2,469	10	7,916-	31-
1992				10		10	
1993		9,616				9,616-	
1994		1,083				1,083-	
1995	60,597	2,384	4	14,108	23	11,724	19
1996	28,479		0	279	1	279	1
1997	9,902		0	25,787	260	25,787	260
1998							
1999	1,534-		0		0		0
2000	3,563		0		0		0
2001	422	1,782	422	20	5	1,762-	418-
2002		24,167				24,167-	
2003	30,445	13,112	43	1,909-	6-	15,021-	49-

Schedule JJS-D2

AMEREN MISSOURI

ACCOUNT 354 TOWERS AND FIXTURES

SUMMARY OF BOOK SALVAGE

YEAR	REGULAR RETIREMENTS	COST OF REMOVAL		GROSS SALVAGE		NET SALVAGE	
		AMOUNT	PCT	AMOUNT	PCT	AMOUNT	PCT
2004	39,468	2,382	6		0	2,382-	6-
2005	19,915	37,727	189	49,433-	248-	87,160-	438-
2006	10,420	80,887	776		0	80,887-	776-
2007							
2008	53,606		0		0		0
2009		53,934				53,934-	
2010		16,204				16,204-	
2011		48,612-				48,612	
2012	35,278	32,408	92		0	32,408-	92-
2013	187,949	689,922	367	42,650	23	647,271-	344-
2014	1,001,412	94,044	9	104,094	10	10,050	1
2015	245,936	226,118	92		0	226,118-	92-
2016	1,158,490	463,614	40	25,703	2	437,911-	38-
2017	8,800	88,863		4,009	46	84,854-	964-
2018	859,723	449,337	52	3,979	0	445,358-	52-
TOTAL	5,152,693	2,722,598	53	516,305	10	2,206,293-	43-

THREE-YEAR MOVING AVERAGES

61-63	10,551	998	9	2,247	21	1,248	12
62-64	14,393	1,686	12	4,167	29	2,481	17
63-65	35,554	4,935	14	7,906	22	2,971	8
64-66	57,078	12,990	23	19,999	35	7,009	12
65-67	84,210	14,153	17	31,838	38	17,685	21
66-68	65,747	12,558	19	30,156	46	17,599	27
67-69	80,003	7,009	9	19,191	24	12,182	15
68-70	50,942	19,410	38	10,811	21	8,599-	17-
69-71	74,560	19,686	26	9,457	13	10,229-	14-
70-72	98,323	20,396	21	21,860	22	1,464	1
71-73	94,036	14,481	15	15,306	16	825	1
72-74	62,145	12,701	20	14,344	23	1,643	3
73-75	14,835	12,158	82	2,484	17	9,674-	65-
74-76	14,905	2,998	20	4,331	29	1,334	9
75-77	13,216	2,550	19	4,037	31	1,488	11
76-78	12,323	2,940	24	4,689	38	1,749	14
77-79	14,361	3,578	25	3,978	28	400	3
78-80	142,438	14,515	10	29,127	20	14,612	10
79-81	134,500	13,093	10	26,637	20	13,544	10
80-82	144,683	24,871	17	30,189	21	5,318	4
81-83	29,993	29,561	99	6,758	23	22,803-	76-
82-84	27,576	27,955	101	6,982	25	20,973-	76-
83-85	15,320	51,324	335	2,392	16	48,932-	319-

Schedule JJS-D2

AMEREN MISSOURI

ACCOUNT 354 TOWERS AND FIXTURES

SUMMARY OF BOOK SALVAGE

YEAR	REGULAR RETIREMENTS	COST OF REMOVAL		GROSS SALVAGE		NET SALVAGE	
		AMOUNT	PCT	AMOUNT	PCT	AMOUNT	PCT
THREE-YEAR MOVING AVERAGES							
84-86	1,932	39,740		435	23	39,305-	
85-87	1,490	57,292		1,838	123	55,454-	
86-88	17,348	21,783	126	9,868	57	11,915-	69-
87-89	22,806	20,559	90	10,634	47	9,925-	44-
88-90	21,350	2,918	14	8,921	42	6,003	28
89-91	14,034	6,281	45	1,589	11	4,692-	33-
90-92	8,576	3,462	40	826	10	2,635-	31-
91-93	8,576	6,667	78	826	10	5,841-	68-
92-94		3,566		3		3,563-	
93-95	20,199	4,361	22	4,703	23	342	2
94-96	29,692	1,156	4	4,796	16	3,640	12
95-97	32,993	795	2	13,391	41	12,597	38
96-98	12,794		0	8,689	68	8,689	68
97-99	2,789		0	8,596	308	8,596	308
98-00	676		0		0		0
99-01	817	594	73	7	1	587-	72-
00-02	1,328	8,650	651	7	0	8,643-	651-
01-03	10,289	13,020	127	630-	6-	13,650-	133-
02-04	23,304	13,220	57	636-	3-	13,857-	59-
03-05	29,943	17,740	59	17,114-	57-	34,854-	116-
04-06	23,268	40,332	173	16,478-	71-	56,810-	244-
05-07	10,112	39,538	391	16,478-	163-	56,016-	554-
06-08	21,342	26,962	126		0	26,962-	126-
07-09	17,869	17,978	101		0	17,978-	101-
08-10	17,869	23,379	131		0	23,379-	131-
09-11		7,175				7,175-	
10-12	11,759		0		0		0
11-13	74,409	224,573	302	14,217	19	210,356-	283-
12-14	408,213	272,124	67	48,915	12	223,210-	55-
13-15	478,432	336,695	70	48,915	10	287,780-	60-
14-16	801,946	261,259	33	43,266	5	217,993-	27-
15-17	471,075	259,532	55	9,904	2	249,628-	53-
16-18	675,671	333,938	49	11,230	2	322,708-	48-
FIVE-YEAR AVERAGE							
14-18	654,872	264,395	40	27,557	4	236,838-	36-

AMEREN MISSOURI

ACCOUNT 355 POLES AND FIXTURES

SUMMARY OF BOOK SALVAGE

YEAR	REGULAR RETIREMENTS	COST OF REMOVAL		GROSS SALVAGE		NET SALVAGE	
		AMOUNT	PCT	AMOUNT	PCT	AMOUNT	PCT
1961	16,175	2,798	17	2,462	15	336-	2-
1962	7,755	8,278	107	1,733	22	6,545-	84-
1963	45,528	10,576	23	13,245	29	2,669	6
1964	2,706	1,970	73	1,368	51	602-	22-
1965	12,341	2,776	22	3,473	28	697	6
1966	41,208	6,471	16	7,510	18	1,039	3
1967	18,252	5,351	29	10,911	60	5,560	30
1968	93,758	18,171	19	4,463	5	13,708-	15-
1969	61,897	61,122	99	25,362	41	35,760-	58-
1970	17,583	9,617	55	516-	3-	10,133-	58-
1971	56,221	16,043	29	9,360	17	6,683-	12-
1972	206,748	83,965	41	46,656	23	37,309-	18-
1973	68,007	29,119	43	16,537	24	12,582-	19-
1974	23,835	19,234	81	19,199	81	35-	0
1975	18,010	6,057	34	6,742	37	685	4
1976	47,429	28,872	61	16,729	35	12,143-	26-
1977	49,238	27,829	57	10,878	22	16,951-	34-
1978	4,645	13,889	299	3,827	82	10,062-	217-
1979	94,169	51,464	55	26,505	28	24,959-	27-
1980	67,999	40,630	60	16,740	25	23,890-	35-
1981	49,670	37,296	75	5,176	10	32,120-	65-
1982	75,202	35,649	47	19,616	26	16,033-	21-
1983	61,143	47,624	78	14,660	24	32,964-	54-
1984	61,863	52,646	85	27,802	45	24,844-	40-
1985	55,657	62,908	113	13,981	25	48,927-	88-
1986	92,921	84,246	91	13,179	14	71,067-	76-
1987	37,549	73,196	195	8,920	24	64,276-	171-
1988	68,866	61,180	89	44,722	65	16,458-	24-
1989	15,710	68,526	436	4,743	30	63,783-	406-
1990	78,444	92,720	118	21,634	28	71,086-	91-
1991	8,270	84,448		784-	9-	85,232-	
1992	68,406	52,049	76	37,000	54	15,049-	22-
1993	51,241	168,490	329	2,867	6	165,623-	323-
1994	67,117	34,202	51	1,338	2	32,864-	49-
1995	195,864	93,179	48	5,343	3	87,836-	45-
1996	305,022	401,080	131	3,272-	1-	404,352-	133-
1997	5,972	252,457		19,469-	326-	271,926-	
1998	21,364	137,154	642	13,381-	63-	150,535-	705-
1999	6,172	189,628		96,451		93,177-	
2000	5,049	513,276		17,520	347	495,756-	
2001	20,756	394,337		153,827	741	240,510-	
2002	349,441	873,958	250	45,335	13	828,623-	237-
2003	196,021	510,819	261	3,871	2	506,947-	259-

Schedule JJS-D2

AMEREN MISSOURI

ACCOUNT 355 POLES AND FIXTURES

SUMMARY OF BOOK SALVAGE

YEAR	REGULAR RETIREMENTS	COST OF REMOVAL		GROSS SALVAGE		NET SALVAGE	
		AMOUNT	PCT	AMOUNT	PCT	AMOUNT	PCT
2004	388,586	339,914	87	520,335	134	180,421	46
2005	109,570	387,427	354	155,926-	142-	543,352-	496-
2006	246,937	358,302	145	129,317-	52-	487,618-	197-
2007	16,895	292,449			0	292,449-	
2008	11,346	183,402		129,317		54,086-	477-
2009	57,383		0		0		0
2010	11,960	291,578			0	291,578-	
2011		327,543				327,543-	
2012	156,735	435,709	278		0	435,709-	278-
2013	78,039	1,737,700		89,976	115	1,647,724-	
2014	1,978,117	1,789,628	90		0	1,789,628-	90-
2015	1,027,719	2,334,068	227		0	2,334,068-	227-
2016	1,283,095	777,133	61		0	777,133-	61-
2017	1,138,329	1,717,195	151	5,004	0	1,712,191-	150-
2018	1,059,972	3,472,504	328	3,524	0	3,468,981-	327-
TOTAL	10,415,907	19,209,852	184	1,207,175	12	18,002,677-	173-

THREE-YEAR MOVING AVERAGES

61-63	23,153	7,217	31	5,813	25	1,404-	6-
62-64	18,663	6,941	37	5,449	29	1,493-	8-
63-65	20,192	5,107	25	6,029	30	921	5
64-66	18,752	3,739	20	4,117	22	378	2
65-67	23,934	4,866	20	7,298	30	2,432	10
66-68	51,073	9,998	20	7,628	15	2,370-	5-
67-69	57,969	28,215	49	13,579	23	14,636-	25-
68-70	57,746	29,637	51	9,770	17	19,867-	34-
69-71	45,234	28,927	64	11,402	25	17,525-	39-
70-72	93,517	36,542	39	18,500	20	18,042-	19-
71-73	110,325	43,042	39	24,184	22	18,858-	17-
72-74	99,530	44,106	44	27,464	28	16,642-	17-
73-75	36,617	18,137	50	14,159	39	3,977-	11-
74-76	29,758	18,054	61	14,223	48	3,831-	13-
75-77	38,226	20,919	55	11,450	30	9,470-	25-
76-78	33,771	23,530	70	10,478	31	13,052-	39-
77-79	49,351	31,061	63	13,737	28	17,324-	35-
78-80	55,604	35,328	64	15,691	28	19,637-	35-
79-81	70,613	43,130	61	16,140	23	26,990-	38-
80-82	64,290	37,858	59	13,844	22	24,014-	37-
81-83	62,005	40,190	65	13,151	21	27,039-	44-
82-84	66,069	45,306	69	20,693	31	24,614-	37-
83-85	59,554	54,393	91	18,814	32	35,578-	60-

Schedule JJS-D2

AMEREN MISSOURI

ACCOUNT 355 POLES AND FIXTURES

SUMMARY OF BOOK SALVAGE

YEAR	REGULAR RETIREMENTS	COST OF REMOVAL AMOUNT	PCT	GROSS SALVAGE AMOUNT	PCT	NET SALVAGE AMOUNT	PCT
THREE-YEAR MOVING AVERAGES							
84-86	70,147	66,600	95	18,321	26	48,279-	69-
85-87	62,042	73,450	118	12,027	19	61,423-	99-
86-88	66,445	72,874	110	22,274	34	50,600-	76-
87-89	40,708	67,634	166	19,462	48	48,172-	118-
88-90	54,340	74,142	136	23,700	44	50,442-	93-
89-91	34,141	81,898	240	8,531	25	73,367-	215-
90-92	51,707	76,406	148	19,283	37	57,122-	110-
91-93	42,639	101,662	238	13,028	31	88,635-	208-
92-94	62,255	84,914	136	13,735	22	71,179-	114-
93-95	104,741	98,624	94	3,183	3	95,441-	91-
94-96	189,334	176,154	93	1,136	1	175,017-	92-
95-97	168,953	248,905	147	5,799-	3-	254,705-	151-
96-98	110,786	263,564	238	12,041-	11-	275,604-	249-
97-99	11,169	193,080		21,200	190	171,879-	
98-00	10,862	280,019		33,530	309	246,489-	
99-01	10,659	365,747		89,266	837	276,481-	
00-02	125,082	593,857	475	72,227	58	521,630-	417-
01-03	188,740	593,038	314	67,678	36	525,360-	278-
02-04	311,349	574,897	185	189,847	61	385,050-	124-
03-05	231,392	412,720	178	122,760	53	289,960-	125-
04-06	248,364	361,881	146	78,364	32	283,516-	114-
05-07	124,467	346,059	278	95,081-	76-	441,140-	354-
06-08	91,726	278,051	303		0	278,051-	303-
07-09	28,541	158,617	556	43,106	151	115,512-	405-
08-10	26,896	158,327	589	43,106	160	115,221-	428-
09-11	23,114	206,374	893		0	206,374-	893-
10-12	56,232	351,610	625		0	351,610-	625-
11-13	78,258	833,651		29,992	38	803,659-	
12-14	737,630	1,321,012	179	29,992	4	1,291,020-	175-
13-15	1,027,958	1,953,799	190	29,992	3	1,923,807-	187-
14-16	1,429,644	1,633,610	114		0	1,633,610-	114-
15-17	1,149,714	1,609,465	140	1,668	0	1,607,797-	140-
16-18	1,160,465	1,988,944	171	2,842	0	1,986,102-	171-
FIVE-YEAR AVERAGE							
14-18	1,297,446	2,018,106	156	1,705	0	2,016,400-	155-

AMEREN MISSOURI

ACCOUNT 356 OVERHEAD CONDUCTORS AND DEVICES

SUMMARY OF BOOK SALVAGE

YEAR	REGULAR RETIREMENTS	COST OF REMOVAL		GROSS SALVAGE		NET SALVAGE	
		AMOUNT	PCT	AMOUNT	PCT	AMOUNT	PCT
1961	51,848	7,535	15	11,795	23	4,260	8
1962	33,707	14,847	44	8,971	27	5,876-	17-
1963	72,782	8,119	11	36,655	50	28,536	39
1964	209,131	25,786	12	11,237	5	14,549-	7-
1965	59,393	8,471	14	28,033	47	19,562	33
1966	288,366	19,742	7	412,127	143	392,385	136
1967	68,615	8,236	12	22,650	33	14,414	21
1968	154,354	41,470	27	22,816	15	18,654-	12-
1969	130,941	107,273	82	44,579	34	62,694-	48-
1970	175,339	27,499	16	380,510	217	353,011	201
1971	137,433	15,535	11	32,646	24	17,111	12
1972	361,235	106,792	30	76,281	21	30,511-	8-
1973	35,402	39,215	111	16,135	46	23,080-	65-
1974	64,197	13,818	22	31,527	49	17,709	28
1975	53,132	11,584	22	13,885	26	2,301	4
1976	25,894	13,441	52	11,100	43	2,341-	9-
1977	135,300	20,988	16	7,417	5	13,571-	10-
1978	39,151	38,543	98	38,330	98	213-	1-
1979	75,569	39,569	52	26,969	36	12,600-	17-
1980	57,578	28,915	50	11,761	20	17,154-	30-
1981	17,020	21,338	125	2,784	16	18,554-	109-
1982	48,068	50,268	105	5,472	11	44,796-	93-
1983	14,099	54,148	384	11,203	79	42,945-	305-
1984	11,078	39,401	356	479-	4-	39,880-	360-
1985	26,904	51,472	191	7,201	27	44,271-	165-
1986	45,659	51,184	112	2,640	6	48,544-	106-
1987	54,307	138,052	254	15,836	29	122,216-	225-
1988	8,930	15,226	171	100,463		85,237	955
1989	1,025	27,026		490	48	26,536-	
1990	11,952	47,264	395	2,191	18	45,073-	377-
1991	163,158	98,312	60	14,159	9	84,153-	52-
1992	9,831	50,722	516	1,455	15	49,267-	501-
1993	35,558	77,813	219	2,781	8	75,032-	211-
1994	12,677	10,181	80	717	6	9,464-	75-
1995	309,417	77,567	25	84,480	27	6,913	2
1996	574,597		0	11,242-	2-	11,242-	2-
1997		26,455		4,196-		30,651-	
1998		75,630		17,599-		93,229-	
1999	135,686	122,661	90	24,130	18	98,531-	73-
2000	17,349	4,865	28	64,610-	372-	69,475-	400-
2001	702,381	80,199	11	41,882	6	38,317-	5-
2002	399,266	219,587	55	10,390	3	209,197-	52-
2003	777,127	291,853	38	36,202-	5-	328,055-	42-

Schedule JJS-D2

AMEREN MISSOURI

ACCOUNT 356 OVERHEAD CONDUCTORS AND DEVICES

SUMMARY OF BOOK SALVAGE

YEAR	REGULAR RETIREMENTS	COST OF REMOVAL		GROSS SALVAGE		NET SALVAGE	
		AMOUNT	PCT	AMOUNT	PCT	AMOUNT	PCT
2004	186,347	39,720	21	265,844	143	226,124	121
2005	25,886	155,662	601	24,565-	95-	180,227-	696-
2006	344,890	26,840	8	59,478	17	32,638	9
2007		2,479				2,479-	
2008	855,120	324,717	38	18,306	2	306,411-	36-
2009	196,013	7,025	4	734,935	375	727,910	371
2010	11,091	20,613	186	799	7	19,814-	179-
2011	8,335		0	734,381		734,381	
2012	1,098,990	993,741	90	10,673	1	983,068-	89-
2013	25,895	683,373			0	683,373-	
2014	108,510	6,891	6	4,442	4	2,449-	2-
2015	84,706	98	0	38,063	45	37,965	45
2016	919,523	1,897,134	206	3,027,063	329	1,129,929	123
2017	871,642	1,139,851	131	202,767	23	937,084-	108-
2018	519,984	1,757,198	338	150,100	29	1,607,098-	309-
TOTAL	10,862,389	9,283,944	85	6,661,656	61	2,622,288-	24-

THREE-YEAR MOVING AVERAGES

61-63	52,779	10,167	19	19,140	36	8,973	17
62-64	105,207	16,251	15	18,954	18	2,704	3
63-65	113,769	14,125	12	25,308	22	11,183	10
64-66	185,630	18,000	10	150,466	81	132,466	71
65-67	138,791	12,150	9	154,270	111	142,120	102
66-68	170,445	23,149	14	152,531	89	129,382	76
67-69	117,970	52,326	44	30,015	25	22,311-	19-
68-70	153,545	58,747	38	149,302	97	90,554	59
69-71	147,904	50,102	34	152,578	103	102,476	69
70-72	224,669	49,942	22	163,146	73	113,204	50
71-73	178,023	53,847	30	41,687	23	12,160-	7-
72-74	153,611	53,275	35	41,314	27	11,961-	8-
73-75	50,910	21,539	42	20,516	40	1,023-	2-
74-76	47,741	12,948	27	18,837	39	5,890	12
75-77	71,442	15,338	21	10,801	15	4,537-	6-
76-78	66,782	24,324	36	18,949	28	5,375-	8-
77-79	83,340	33,033	40	24,239	29	8,795-	11-
78-80	57,433	35,676	62	25,687	45	9,989-	17-
79-81	50,056	29,941	60	13,838	28	16,103-	32-
80-82	40,889	33,507	82	6,672	16	26,835-	66-
81-83	26,396	41,918	159	6,486	25	35,432-	134-
82-84	24,415	47,939	196	5,399	22	42,540-	174-
83-85	17,360	48,340	278	5,975	34	42,365-	244-

Schedule JJS-D2

AMEREN MISSOURI

ACCOUNT 356 OVERHEAD CONDUCTORS AND DEVICES

SUMMARY OF BOOK SALVAGE

YEAR	REGULAR RETIREMENTS	COST OF REMOVAL AMOUNT	PCT	GROSS SALVAGE AMOUNT	PCT	NET SALVAGE AMOUNT	PCT
THREE-YEAR MOVING AVERAGES							
84-86	27,880	47,352	170	3,121	11	44,232-	159-
85-87	42,290	80,236	190	8,559	20	71,677-	169-
86-88	36,299	68,154	188	39,646	109	28,508-	79-
87-89	21,421	60,101	281	38,930	182	21,172-	99-
88-90	7,302	29,839	409	34,381	471	4,543	62
89-91	58,712	57,534	98	5,613	10	51,921-	88-
90-92	61,647	65,433	106	5,935	10	59,498-	97-
91-93	69,516	75,616	109	6,132	9	69,484-	100-
92-94	19,355	46,239	239	1,651	9	44,588-	230-
93-95	119,217	55,187	46	29,326	25	25,861-	22-
94-96	298,897	29,249	10	24,652	8	4,598-	2-
95-97	294,671	34,674	12	23,014	8	11,660-	4-
96-98	191,532	34,028	18	11,012-	6-	45,041-	24-
97-99	45,229	74,915	166	778	2	74,137-	164-
98-00	51,012	67,719	133	19,360-	38-	87,078-	171-
99-01	285,139	69,242	24	467	0	68,774-	24-
00-02	372,999	101,550	27	4,113-	1-	105,663-	28-
01-03	626,258	197,213	31	5,357	1	191,856-	31-
02-04	454,246	183,720	40	80,011	18	103,709-	23-
03-05	329,787	162,411	49	68,359	21	94,052-	29-
04-06	185,708	74,074	40	100,252	54	26,178	14
05-07	123,592	61,660	50	11,638	9	50,023-	40-
06-08	400,003	118,012	30	25,928	6	92,084-	23-
07-09	350,378	111,407	32	251,080	72	139,673	40
08-10	354,075	117,452	33	251,347	71	133,895	38
09-11	71,813	9,213	13	490,038	682	480,826	670
10-12	372,805	338,118	91	248,618	67	89,501-	24-
11-13	377,740	559,038	148	248,351	66	310,687-	82-
12-14	411,132	561,335	137	5,038	1	556,297-	135-
13-15	73,037	230,121	315	14,168	19	215,952-	296-
14-16	370,913	634,708	171	1,023,189	276	388,482	105
15-17	625,291	1,012,361	162	1,089,298	174	76,937	12
16-18	770,383	1,598,061	207	1,126,643	146	471,418-	61-
FIVE-YEAR AVERAGE							
14-18	500,873	960,234	192	684,487	137	275,747-	55-

Schedule JJS-D2

AMEREN MISSOURI

ACCOUNT 361 STRUCTURES AND IMPROVEMENTS

SUMMARY OF BOOK SALVAGE

YEAR	REGULAR RETIREMENTS	COST OF REMOVAL		GROSS SALVAGE		NET SALVAGE	
		AMOUNT	PCT	AMOUNT	PCT	AMOUNT	PCT
1961	17,360	182	1		0	182-	1-
1962	88,722	876	1		0	876-	1-
1963	16,929	357	2		0	357-	2-
1964							
1965	59,369	81	0	31,974	54	31,893	54
1966	5,165	883	17	515	10	368-	7-
1967							
1968	14,658		0	8	0	8	0
1969	54,128		0	32,497	60	32,497	60
1970	2,373		0		0		0
1971	1,292		0		0		0
1972	1,355		0		0		0
1973		577				577-	
1974							
1975	874		0		0		0
1976	190	376	198		0	376-	198-
1977	14,619	2,933	20		0	2,933-	20-
1978		5,192				5,192-	
1979	69,591		0	16,641	24	16,641	24
1980	1,727	1,938	112		0	1,938-	112-
1981	791	1,834	232		0	1,834-	232-
1982							
1983		282				282-	
1984	358,868	259	0		0	259-	0
1985	50,264		0		0		0
1986	22,870	7,365	32		0	7,365-	32-
1987	733		0		0		0
1988	8,193		0		0		0
1989							
1990	23,038	2,801	12		0	2,801-	12-
1991	31,921	62,045	194	810	3	61,235-	192-
1992	12,966	34,250	264		0	34,250-	264-
1993	115,425		0		0		0
1994	131,507	69,978	53		0	69,978-	53-
1995	299,730	22,900	8		0	22,900-	8-
1996	207,002	19,983	10		0	19,983-	10-
1997	387,410	1,871	0	37,079	10	35,208	9
1998	54,238		0		0		0
1999	9,613		0		0		0
2000	3,627		0		0		0
2001	47,379		0		0		0
2002	13,691		0		0		0
2003	64,035		0		0		0

Schedule JJS-D2

AMEREN MISSOURI

ACCOUNT 361 STRUCTURES AND IMPROVEMENTS

SUMMARY OF BOOK SALVAGE

YEAR	REGULAR RETIREMENTS	COST OF REMOVAL		GROSS SALVAGE		NET SALVAGE	
		AMOUNT	PCT	AMOUNT	PCT	AMOUNT	PCT
2004							
2005	203,621		0		0		0
2006	56,930		0		0		0
2007	185,809		0		0		0
2008	283,542		0		0		0
2009	890		0		0		0
2010							
2011	8,798		0		0		0
2012	38,794		0		0		0
2013	57,234	16,955	30		0	16,955-	30-
2014	752,992	9,457-	1-		0	9,457	1
2015	122,053	2,580	2		0	2,580-	2-
2016	285,660	19,259	7		0	19,259-	7-
2017	550,518	6,418-	1-		0	6,418	1
2018	46,478	5,828	13		0	5,828-	13-
TOTAL	4,784,972	265,710	6	119,524	2	146,186-	3-

THREE-YEAR MOVING AVERAGES

61-63	41,004	472	1		0	472-	1-
62-64	35,217	411	1		0	411-	1-
63-65	25,433	146	1	10,658	42	10,512	41
64-66	21,511	321	1	10,830	50	10,508	49
65-67	21,511	321	1	10,830	50	10,508	49
66-68	6,608	294	4	174	3	120-	2-
67-69	22,929		0	10,835	47	10,835	47
68-70	23,720		0	10,835	46	10,835	46
69-71	19,264		0	10,832	56	10,832	56
70-72	1,673		0		0		0
71-73	882	192	22		0	192-	22-
72-74	452	192	43		0	192-	43-
73-75	291	192	66		0	192-	66-
74-76	355	125	35		0	125-	35-
75-77	5,228	1,103	21		0	1,103-	21-
76-78	4,936	2,834	57		0	2,834-	57-
77-79	28,070	2,708	10	5,547	20	2,839	10
78-80	23,773	2,377	10	5,547	23	3,170	13
79-81	24,036	1,257	5	5,547	23	4,290	18
80-82	839	1,257	150		0	1,257-	150-
81-83	264	705	268		0	705-	268-
82-84	119,623	180	0		0	180-	0
83-85	136,377	180	0		0	180-	0

Schedule JJS-D2

AMEREN MISSOURI

ACCOUNT 361 STRUCTURES AND IMPROVEMENTS

SUMMARY OF BOOK SALVAGE

YEAR	REGULAR RETIREMENTS	COST OF REMOVAL		GROSS SALVAGE		NET SALVAGE	
		AMOUNT	PCT	AMOUNT	PCT	AMOUNT	PCT
THREE-YEAR MOVING AVERAGES							
84-86	144,001	2,541	2		0	2,541-	2-
85-87	24,622	2,455	10		0	2,455-	10-
86-88	10,599	2,455	23		0	2,455-	23-
87-89	2,975		0		0		0
88-90	10,410	934	9		0	934-	9-
89-91	18,320	21,615	118	270	1	21,345-	117-
90-92	22,642	33,032	146	270	1	32,762-	145-
91-93	53,437	32,098	60	270	1	31,828-	60-
92-94	86,633	34,743	40		0	34,743-	40-
93-95	182,221	30,959	17		0	30,959-	17-
94-96	212,746	37,620	18		0	37,620-	18-
95-97	298,047	14,918	5	12,360	4	2,558-	1-
96-98	216,217	7,285	3	12,360	6	5,075	2
97-99	150,420	624	0	12,360	8	11,736	8
98-00	22,493		0		0		0
99-01	20,206		0		0		0
00-02	21,566		0		0		0
01-03	41,702		0		0		0
02-04	25,909		0		0		0
03-05	89,218		0		0		0
04-06	86,850		0		0		0
05-07	148,787		0		0		0
06-08	175,427		0		0		0
07-09	156,747		0		0		0
08-10	94,811		0		0		0
09-11	3,229		0		0		0
10-12	15,864		0		0		0
11-13	34,942	5,652	16		0	5,652-	16-
12-14	283,006	2,499	1		0	2,499-	1-
13-15	310,760	3,359	1		0	3,359-	1-
14-16	386,902	4,127	1		0	4,127-	1-
15-17	319,410	5,140	2		0	5,140-	2-
16-18	294,218	6,223	2		0	6,223-	2-
FIVE-YEAR AVERAGE							
14-18	351,540	2,358	1		0	2,358-	1-

AMEREN MISSOURI

ACCOUNT 362 STATION EQUIPMENT

SUMMARY OF BOOK SALVAGE

YEAR	REGULAR RETIREMENTS	COST OF REMOVAL		GROSS SALVAGE		NET SALVAGE	
		AMOUNT	PCT	AMOUNT	PCT	AMOUNT	PCT
1961	830,475	33,997	4	30,761	4	3,236-	0
1962	551,847	30,214	5	36,480	7	6,266	1
1963	436,550	49,376	11	50,515	12	1,139	0
1964	324,004	29,972	9	18,193	6	11,779-	4-
1965	583,901	27,096	5	55,753	10	28,657	5
1966	512,741	37,885	7	93,113	18	55,228	11
1967	694,660	40,377	6	43,196	6	2,819	0
1968	338,650	30,070	9	29,404	9	666-	0
1969	965,237	24,107	2	17,462	2	6,645-	1-
1970	469,849	36,507	8	38,868	8	2,361	1
1971	674,300	21,507	3	41,475	6	19,968	3
1972	408,148	23,304	6	13,346	3	9,958-	2-
1973	126,149	21,914	17	26,386	21	4,472	4
1974	288,527	16,602	6	3,111-	1-	19,713-	7-
1975	179,281	19,917	11	342	0	19,575-	11-
1976	546,338	21,772	4	18,847	3	2,925-	1-
1977	1,072,500	25,982	2	7,234	1	18,748-	2-
1978	214,534	53,726	25	26	0	53,700-	25-
1979	233,907	40,446	17	1,926	1	38,520-	16-
1980	589,606	39,771	7	17,898	3	21,873-	4-
1981	267,768	6,959	3	174	0	6,785-	3-
1982	296,294	60,687	20	1,655	1	59,032-	20-
1983	132,272	19,880	15	2,894	2	16,986-	13-
1984	358,868	40,389	11	28,184	8	12,205-	3-
1985	767,292	82,193	11	9,481	1	72,712-	9-
1986	320,897	73,398	23		0	73,398-	23-
1987	1,048,008	70,073	7	14,760	1	55,313-	5-
1988	844,576	72,244	9	21,346	3	50,898-	6-
1989	1,050,766	122,208	12	17,347	2	104,861-	10-
1990	467,205	128,339	27	24,792	5	103,547-	22-
1991	1,206,214	92,767	8	103,482	9	10,715	1
1992	2,221,441	213,372	10	31,952	1	181,420-	8-
1993	2,886,979	201,646	7	199,630	7	2,016-	0
1994	1,592,783	139,502	9	4,500	0	135,002-	8-
1995	2,608,072	367,749	14	24,820	1	342,929-	13-
1996	5,075,761	71,261	1	8,240	0	63,021-	1-
1997	5,227,189	160,387	3	15,394-	0	175,781-	3-
1998	246,868	118,551	48	52,564	21	65,987-	27-
1999	839,364	155,331	19	5,565	1	149,766-	18-
2000	904,089	57,281	6		0	57,281-	6-
2001	627,091	30,430	5	41-	0	30,471-	5-
2002	1,604,468	19,000	1	200,667	13	181,667	11
2003	1,188,517	45,806	4		0	45,806-	4-

Schedule JJS-D2

AMEREN MISSOURI

ACCOUNT 362 STATION EQUIPMENT

SUMMARY OF BOOK SALVAGE

YEAR	REGULAR RETIREMENTS	COST OF REMOVAL		GROSS SALVAGE		NET SALVAGE	
		AMOUNT	PCT	AMOUNT	PCT	AMOUNT	PCT
2004	3,249,547	240,770	7	126,045	4	114,725-	4-
2005	651,185	143,772	22		0	143,772-	22-
2006	1,247,068	443,439	36	76,127	6	367,312-	29-
2007	1,116,004	509,062	46	5,862	1	503,200-	45-
2008	1,244,152	308,695	25	119,870	10	188,825-	15-
2009	2,531,655	475,145	19	336	0	474,809-	19-
2010	4,370,263	302,805	7		0	302,805-	7-
2011	2,894,032	633,258	22	261,756	9	371,503-	13-
2012	5,978,637	933,738	16	1,058,302	18	124,564	2
2013	3,186,535	1,014,623	32	499,965	16	514,658-	16-
2014	12,133,033	978,540	8	580,811	5	397,729-	3-
2015	2,365,319	1,110,682	47	280,500	12	830,182-	35-
2016	6,356,591	2,246,736	35	91,026	1	2,155,711-	34-
2017	6,988,111	1,074,877	15	211,207	3	863,669-	12-
2018	3,786,768	740,890	20	335,819	9	405,071-	11-
TOTAL	99,922,884	14,131,026	14	4,922,357	5	9,208,669-	9-

THREE-YEAR MOVING AVERAGES

61-63	606,291	37,862	6	39,252	6	1,390	0
62-64	437,467	36,521	8	35,063	8	1,458-	0
63-65	448,152	35,481	8	41,487	9	6,006	1
64-66	473,549	31,651	7	55,686	12	24,035	5
65-67	597,101	35,119	6	64,021	11	28,901	5
66-68	515,350	36,111	7	55,238	11	19,127	4
67-69	666,182	31,518	5	30,021	5	1,497-	0
68-70	591,245	30,228	5	28,578	5	1,650-	0
69-71	703,129	27,374	4	32,602	5	5,228	1
70-72	517,432	27,106	5	31,230	6	4,124	1
71-73	402,866	22,242	6	27,069	7	4,827	1
72-74	274,275	20,607	8	12,207	4	8,400-	3-
73-75	197,986	19,478	10	7,872	4	11,605-	6-
74-76	338,049	19,430	6	5,359	2	14,071-	4-
75-77	599,373	22,557	4	8,808	1	13,749-	2-
76-78	611,124	33,827	6	8,702	1	25,124-	4-
77-79	506,980	40,051	8	3,062	1	36,989-	7-
78-80	346,016	44,648	13	6,617	2	38,031-	11-
79-81	363,760	29,059	8	6,666	2	22,393-	6-
80-82	384,556	35,806	9	6,576	2	29,230-	8-
81-83	232,111	29,175	13	1,574	1	27,601-	12-
82-84	262,478	40,319	15	10,911	4	29,408-	11-
83-85	419,477	47,487	11	13,520	3	33,968-	8-

Schedule JJS-D2

AMEREN MISSOURI

ACCOUNT 362 STATION EQUIPMENT

SUMMARY OF BOOK SALVAGE

YEAR	REGULAR RETIREMENTS	COST OF REMOVAL AMOUNT	PCT	GROSS SALVAGE AMOUNT	PCT	NET SALVAGE AMOUNT	PCT
THREE-YEAR MOVING AVERAGES							
84-86	482,352	65,327	14	12,555	3	52,772-	11-
85-87	712,066	75,221	11	8,080	1	67,141-	9-
86-88	737,827	71,905	10	12,035	2	59,870-	8-
87-89	981,117	88,175	9	17,818	2	70,357-	7-
88-90	787,516	107,597	14	21,162	3	86,435-	11-
89-91	908,062	114,438	13	48,540	5	65,898-	7-
90-92	1,298,287	144,826	11	53,409	4	91,417-	7-
91-93	2,104,878	169,262	8	111,688	5	57,574-	3-
92-94	2,233,734	184,840	8	78,694	4	106,146-	5-
93-95	2,362,611	236,299	10	76,317	3	159,982-	7-
94-96	3,092,205	192,837	6	12,520	0	180,317-	6-
95-97	4,303,674	199,799	5	5,889	0	193,910-	5-
96-98	3,516,606	116,733	3	15,137	0	101,596-	3-
97-99	2,104,474	144,756	7	14,245	1	130,511-	6-
98-00	663,440	110,388	17	19,376	3	91,011-	14-
99-01	790,181	81,014	10	1,841	0	79,173-	10-
00-02	1,045,216	35,570	3	66,875	6	31,305	3
01-03	1,140,025	31,745	3	66,875	6	35,130	3
02-04	2,014,177	101,859	5	108,904	5	7,045	0
03-05	1,696,416	143,449	8	42,015	2	101,434-	6-
04-06	1,715,933	275,994	16	67,391	4	208,603-	12-
05-07	1,004,752	365,424	36	27,330	3	338,095-	34-
06-08	1,202,408	420,399	35	67,286	6	353,113-	29-
07-09	1,630,604	430,967	26	42,022	3	388,945-	24-
08-10	2,715,357	362,215	13	40,068	1	322,147-	12-
09-11	3,265,317	470,403	14	87,364	3	383,039-	12-
10-12	4,414,311	623,267	14	440,019	10	183,248-	4-
11-13	4,019,734	860,540	21	606,674	15	253,865-	6-
12-14	7,099,401	975,634	14	713,026	10	262,607-	4-
13-15	5,894,962	1,034,615	18	453,759	8	580,856-	10-
14-16	6,951,648	1,445,319	21	317,445	5	1,127,874-	16-
15-17	5,236,674	1,477,431	28	194,244	4	1,283,187-	25-
16-18	5,710,490	1,354,168	24	212,684	4	1,141,484-	20-
FIVE-YEAR AVERAGE							
14-18	6,325,964	1,230,345	19	299,872	5	930,472-	15-

AMEREN MISSOURI

ACCOUNT 364 POLES AND FIXTURES

SUMMARY OF BOOK SALVAGE

YEAR	REGULAR RETIREMENTS	COST OF REMOVAL		GROSS SALVAGE		NET SALVAGE	
		AMOUNT	PCT	AMOUNT	PCT	AMOUNT	PCT
1961	834,521	833,351	100	9,455-	1-	842,806-	101-
1962	1,041,659	817,839	79	267,488	26	550,351-	53-
1963	1,029,884	945,771	92	96,041	9	849,730-	83-
1964	1,046,121	864,792	83	83,101	8	781,691-	75-
1965	915,668	758,901	83	45,707	5	713,194-	78-
1966	1,345,111	924,557	69	66,211	5	858,346-	64-
1967	1,357,256	786,350	58	78,712	6	707,638-	52-
1968	1,143,577	725,583	63	46,766	4	678,817-	59-
1969	1,141,723	724,470	63	62,323	5	662,147-	58-
1970	807,960	624,649	77	33,935	4	590,714-	73-
1971	912,141	789,018	87	53,593	6	735,425-	81-
1972	1,100,595	816,673	74	36,931	3	779,742-	71-
1973	1,052,853	918,927	87	43,468	4	875,459-	83-
1974	1,108,320	1,020,486	92	107,689	10	912,797-	82-
1975	728,522	759,495	104	47,778	7	711,717-	98-
1976	1,173,359	1,262,042	108	74,488	6	1,187,554-	101-
1977	974,349	1,186,335	122	78,671	8	1,107,664-	114-
1978	1,022,174	1,295,173	127	63,086	6	1,232,087-	121-
1979	1,146,108	1,465,458	128	65,254	6	1,400,204-	122-
1980	1,103,244	1,590,371	144	71,407	6	1,518,964-	138-
1981	1,266,931	1,856,917	147	111,500	9	1,745,417-	138-
1982	1,174,933	2,032,289	173	84,508	7	1,947,781-	166-
1983	1,222,776	2,374,547	194	74,218	6	2,300,329-	188-
1984	1,076,376	2,820,630	262	100,098	9	2,720,532-	253-
1985	1,574,569	3,144,514	200	93,190	6	3,051,324-	194-
1986	1,619,844	3,180,905	196	132,878	8	3,048,027-	188-
1987	1,345,097	3,130,048	233	111,057	8	3,018,991-	224-
1988	1,680,598	2,680,825	160	237,701	14	2,443,124-	145-
1989	1,850,626	2,883,149	156	232,933	13	2,650,216-	143-
1990	1,578,153	2,832,494	179	423,618	27	2,408,876-	153-
1991	1,647,905	2,864,466	174	150,830	9	2,713,636-	165-
1992	1,811,840	2,757,672	152	311,615	17	2,446,057-	135-
1993	1,816,878	2,995,513	165	148,532	8	2,846,981-	157-
1994	2,812,373	3,250,095	116	178,691	6	3,071,404-	109-
1995	1,561,994	3,819,129	245	94,217	6	3,724,912-	238-
1996	2,502,125	3,120,885	125	113,989	5	3,006,896-	120-
1997	2,307,518	3,317,125	144	88,814	4	3,228,311-	140-
1998	1,253,244	2,786,515	222	265,510-	21-	3,052,025-	244-
1999	2,183,536	3,210,105	147	60,419	3	3,149,686-	144-
2000	1,232,534	2,960,357	240	184,339	15	2,776,018-	225-
2001	2,039,883	3,167,686	155	449,745	22	2,717,941-	133-
2002	2,515,869	3,308,835	132	1,179,601	47	2,129,235-	85-
2003	1,563,294	4,209,940	269	1,221,333	78	2,988,607-	191-

Schedule JJS-D2

AMEREN MISSOURI

ACCOUNT 364 POLES AND FIXTURES

SUMMARY OF BOOK SALVAGE

YEAR	REGULAR RETIREMENTS	COST OF REMOVAL		GROSS SALVAGE		NET SALVAGE	
		AMOUNT	PCT	AMOUNT	PCT	AMOUNT	PCT
2004	1,475,120	4,613,069	313	613,091	42	3,999,978-	271-
2005	1,615,641	4,211,823	261	274,276	17	3,937,547-	244-
2006	3,022,003	9,005,531	298	268,748	9	8,736,783-	289-
2007	3,401,289	9,875,529	290	728,489	21	9,147,040-	269-
2008	4,853,686	8,174,375	168	344,260	7	7,830,115-	161-
2009	6,906,283	21,287,771	308	293,212	4	20,994,559-	304-
2010	5,968,012	5,855,124	98	47,815	1	5,807,309-	97-
2011	3,973,601	5,329,753	134	170,701	4	5,159,052-	130-
2012	3,403,095	4,687,572	138	40,839	1	4,646,734-	137-
2013	3,393,749	6,445,767	190	50,203	1	6,395,564-	188-
2014	3,168,009	6,383,520	201	15,130	0	6,368,390-	201-
2015	2,556,751	8,512,898	333	52,679	2	8,460,219-	331-
2016	3,739,534	7,661,860	205	48,005	1	7,613,855-	204-
2017	4,076,432	8,245,375	202	84,946	2	8,160,429-	200-
2018	3,931,594	7,203,551	183	73,953	2	7,129,598-	181-
TOTAL	116,108,839	205,308,401	177	10,037,855	9	195,270,546-	168-

THREE-YEAR MOVING AVERAGES

61-63	968,688	865,654	89	118,025	12	747,629-	77-
62-64	1,039,221	876,134	84	148,877	14	727,257-	70-
63-65	997,224	856,488	86	74,950	8	781,538-	78-
64-66	1,102,300	849,417	77	65,006	6	784,410-	71-
65-67	1,206,012	823,269	68	63,543	5	759,726-	63-
66-68	1,281,981	812,163	63	63,896	5	748,267-	58-
67-69	1,214,185	745,468	61	62,600	5	682,867-	56-
68-70	1,031,087	691,567	67	47,675	5	643,893-	62-
69-71	953,941	712,712	75	49,950	5	662,762-	69-
70-72	940,232	743,447	79	41,486	4	701,960-	75-
71-73	1,021,863	841,539	82	44,664	4	796,875-	78-
72-74	1,087,256	918,695	84	62,696	6	855,999-	79-
73-75	963,232	899,636	93	66,312	7	833,324-	87-
74-76	1,003,400	1,014,008	101	76,652	8	937,356-	93-
75-77	958,743	1,069,291	112	66,979	7	1,002,312-	105-
76-78	1,056,627	1,247,850	118	72,082	7	1,175,768-	111-
77-79	1,047,544	1,315,655	126	69,004	7	1,246,652-	119-
78-80	1,090,509	1,450,334	133	66,582	6	1,383,752-	127-
79-81	1,172,094	1,637,582	140	82,720	7	1,554,862-	133-
80-82	1,181,703	1,826,526	155	89,138	8	1,737,387-	147-
81-83	1,221,547	2,087,918	171	90,075	7	1,997,842-	164-
82-84	1,158,028	2,409,155	208	86,275	7	2,322,881-	201-
83-85	1,291,240	2,779,897	215	89,169	7	2,690,728-	208-

Schedule JJS-D2

AMEREN MISSOURI

ACCOUNT 364 POLES AND FIXTURES

SUMMARY OF BOOK SALVAGE

YEAR	REGULAR RETIREMENTS	COST OF REMOVAL AMOUNT	PCT	GROSS SALVAGE AMOUNT	PCT	NET SALVAGE AMOUNT	PCT
THREE-YEAR MOVING AVERAGES							
84-86	1,423,596	3,048,683	214	108,722	8	2,939,961-	207-
85-87	1,513,170	3,151,822	208	112,375	7	3,039,447-	201-
86-88	1,548,513	2,997,259	194	160,545	10	2,836,714-	183-
87-89	1,625,440	2,898,007	178	193,897	12	2,704,110-	166-
88-90	1,703,126	2,798,823	164	298,084	18	2,500,739-	147-
89-91	1,692,228	2,860,036	169	269,127	16	2,590,909-	153-
90-92	1,679,299	2,818,211	168	295,354	18	2,522,856-	150-
91-93	1,758,874	2,872,550	163	203,659	12	2,668,891-	152-
92-94	2,147,030	3,001,093	140	212,946	10	2,788,147-	130-
93-95	2,063,748	3,354,912	163	140,480	7	3,214,432-	156-
94-96	2,292,164	3,396,703	148	128,966	6	3,267,737-	143-
95-97	2,123,879	3,419,046	161	99,007	5	3,320,040-	156-
96-98	2,020,962	3,074,842	152	20,902-	1-	3,095,744-	153-
97-99	1,914,766	3,104,582	162	38,759-	2-	3,143,341-	164-
98-00	1,556,438	2,985,659	192	6,917-	0	2,992,576-	192-
99-01	1,818,651	3,112,716	171	231,501	13	2,881,215-	158-
00-02	1,929,429	3,145,626	163	604,561	31	2,541,064-	132-
01-03	2,039,682	3,562,154	175	950,226	47	2,611,927-	128-
02-04	1,851,427	4,043,948	218	1,004,675	54	3,039,273-	164-
03-05	1,551,351	4,344,944	280	702,900	45	3,642,044-	235-
04-06	2,037,588	5,943,474	292	385,372	19	5,558,103-	273-
05-07	2,679,644	7,697,628	287	423,838	16	7,273,790-	271-
06-08	3,758,992	9,018,478	240	447,166	12	8,571,313-	228-
07-09	5,053,753	13,112,558	259	455,320	9	12,657,238-	250-
08-10	5,909,327	11,772,423	199	228,429	4	11,543,995-	195-
09-11	5,615,965	10,824,216	193	170,576	3	10,653,640-	190-
10-12	4,448,236	5,290,816	119	86,451	2	5,204,365-	117-
11-13	3,590,148	5,487,697	153	87,247	2	5,400,450-	150-
12-14	3,321,618	5,838,953	176	35,390	1	5,803,562-	175-
13-15	3,039,503	7,114,061	234	39,337	1	7,074,724-	233-
14-16	3,154,765	7,519,426	238	38,605	1	7,480,821-	237-
15-17	3,457,573	8,140,045	235	61,877	2	8,078,168-	234-
16-18	3,915,854	7,703,596	197	68,968	2	7,634,628-	195-
FIVE-YEAR AVERAGE							
14-18	3,494,464	7,601,441	218	54,943	2	7,546,498-	216-

AMEREN MISSOURI

ACCOUNT 365 OVERHEAD CONDUCTORS AND DEVICES

SUMMARY OF BOOK SALVAGE

YEAR	REGULAR RETIREMENTS	COST OF REMOVAL		GROSS SALVAGE		NET SALVAGE	
		AMOUNT	PCT	AMOUNT	PCT	AMOUNT	PCT
1961	1,040,265	425,810	41	505,986	49	80,176	8
1962	952,815	444,877	47	178,995	19	265,882-	28-
1963	1,097,170	465,276	42	466,920	43	1,644	0
1964	1,282,942	503,182	39	547,499	43	44,317	3
1965	1,212,839	453,357	37	561,446	46	108,089	9
1966	1,579,773	570,369	36	742,067	47	171,698	11
1967	1,974,820	637,461	32	579,655	29	57,806-	3-
1968	1,736,620	867,329	50	509,499	29	357,830-	21-
1969	2,079,930	947,577	46	713,604	34	233,973-	11-
1970	1,468,855	746,727	51	643,051	44	103,676-	7-
1971	1,587,389	877,126	55	528,095	33	349,031-	22-
1972	1,826,079	980,969	54	536,784	29	444,185-	24-
1973	1,860,795	1,271,662	68	892,142	48	379,520-	20-
1974	1,715,496	1,018,354	59	1,077,458	63	59,104	3
1975	1,335,178	577,950	43	482,773	36	95,177-	7-
1976	2,052,556	1,032,383	50	1,015,830	49	16,553-	1-
1977	1,718,798	1,038,859	60	870,863	51	167,996-	10-
1978	1,800,154	1,226,634	68	1,068,831	59	157,803-	9-
1979	1,922,449	1,376,606	72	1,087,355	57	289,251-	15-
1980	1,882,592	1,470,392	78	767,037	41	703,355-	37-
1981	2,383,759	1,883,109	79	714,789	30	1,168,320-	49-
1982	2,318,697	1,963,422	85	1,162,538	50	800,884-	35-
1983	2,166,463	2,074,041	96	759,426	35	1,314,615-	61-
1984	2,135,016	2,487,871	117	671,620	31	1,816,251-	85-
1985	3,361,412	3,015,407	90	842,068	25	2,173,339-	65-
1986	4,495,526	3,581,801	80	979,330	22	2,602,471-	58-
1987	3,717,159	3,127,851	84	710,646	19	2,417,205-	65-
1988	3,107,802	3,354,214	108	1,746,310	56	1,607,904-	52-
1989	5,026,838	3,607,175	72	1,740,519	35	1,866,656-	37-
1990	3,426,194	3,329,081	97	1,433,618	42	1,895,463-	55-
1991	3,277,086	3,498,431	107	1,089,023	33	2,409,408-	74-
1992	3,047,877	3,200,203	105	1,633,445	54	1,566,758-	51-
1993	2,645,352	3,388,080	128	1,007,187	38	2,380,893-	90-
1994	3,158,468	3,608,627	114	1,363,430	43	2,245,197-	71-
1995	2,441,128	3,585,697	147	856,980	35	2,728,717-	112-
1996	3,946,269	2,935,587	74	573,649	15	2,361,938-	60-
1997	4,026,043	3,262,209	81	472,145	12	2,790,064-	69-
1998	2,922,526	2,709,062	93	426,607	15	2,282,455-	78-
1999	3,017,572	3,220,444	107	504,326	17	2,716,118-	90-
2000	2,565,236	2,980,105	116	432,570	17	2,547,535-	99-
2001	4,781,692	3,315,389	69	469,328	10	2,846,061-	60-
2002	4,311,235	3,435,201	80	698,763	16	2,736,437-	63-
2003	3,959,587	4,062,945	103	1,786,903	45	2,276,042-	57-

Schedule JJS-D2

AMEREN MISSOURI

ACCOUNT 365 OVERHEAD CONDUCTORS AND DEVICES

SUMMARY OF BOOK SALVAGE

YEAR	REGULAR RETIREMENTS	COST OF REMOVAL		GROSS SALVAGE		NET SALVAGE	
		AMOUNT	PCT	AMOUNT	PCT	AMOUNT	PCT
2004	3,811,040	4,539,823	119	1,611,113	42	2,928,709-	77-
2005	4,617,599	4,717,427	102	1,351,761	29	3,365,666-	73-
2006	6,413,281	8,292,182	129	2,866,875	45	5,425,307-	85-
2007	7,242,990	9,097,472	126	2,157,309	30	6,940,164-	96-
2008	9,713,107	8,234,667	85	2,850,536	29	5,384,131-	55-
2009	11,912,626	8,823,261	74	1,938,637	16	6,884,624-	58-
2010	11,786,852	7,051,384	60	3,600,626	31	3,450,759-	29-
2011	8,883,922	5,778,271	65	2,808,310	32	2,969,961-	33-
2012	10,416,176	5,133,799	49	1,336,742	13	3,797,057-	36-
2013	7,244,830	5,910,647	82	1,307,028	18	4,603,619-	64-
2014	7,117,696	4,977,240	70	930,092	13	4,047,148-	57-
2015	5,928,528	5,100,744	86	645,834	11	4,454,910-	75-
2016	9,916,602	4,479,399	45	519,116	5	3,960,283-	40-
2017	9,266,856	5,632,234	61	287,743	3	5,344,491-	58-
2018	9,329,473	4,353,536	47	621,765	7	3,731,771-	40-
TOTAL	231,968,029	180,680,938	78	60,684,597	26	119,996,341-	52-

THREE-YEAR MOVING AVERAGES

61-63	1,030,083	445,321	43	383,967	37	61,354-	6-
62-64	1,110,976	471,112	42	397,805	36	73,307-	7-
63-65	1,197,650	473,938	40	525,288	44	51,350	4
64-66	1,358,518	508,969	37	617,004	45	108,035	8
65-67	1,589,144	553,729	35	627,723	40	73,994	5
66-68	1,763,738	691,720	39	610,407	35	81,313-	5-
67-69	1,930,457	817,456	42	600,919	31	216,536-	11-
68-70	1,761,802	853,878	48	622,051	35	231,826-	13-
69-71	1,712,058	857,143	50	628,250	37	228,893-	13-
70-72	1,627,441	868,274	53	569,310	35	298,964-	18-
71-73	1,758,088	1,043,252	59	652,340	37	390,912-	22-
72-74	1,800,790	1,090,328	61	835,461	46	254,867-	14-
73-75	1,637,156	955,989	58	817,458	50	138,531-	8-
74-76	1,701,077	876,229	52	858,687	50	17,542-	1-
75-77	1,702,177	883,064	52	789,822	46	93,242-	5-
76-78	1,857,169	1,099,292	59	985,175	53	114,117-	6-
77-79	1,813,800	1,214,033	67	1,009,016	56	205,017-	11-
78-80	1,868,398	1,357,877	73	974,408	52	383,470-	21-
79-81	2,062,933	1,576,702	76	856,394	42	720,309-	35-
80-82	2,195,016	1,772,308	81	881,455	40	890,853-	41-
81-83	2,289,640	1,973,524	86	878,918	38	1,094,606-	48-
82-84	2,206,725	2,175,111	99	864,528	39	1,310,583-	59-
83-85	2,554,297	2,525,773	99	757,705	30	1,768,068-	69-

Schedule JJS-D2

AMEREN MISSOURI

ACCOUNT 365 OVERHEAD CONDUCTORS AND DEVICES

SUMMARY OF BOOK SALVAGE

YEAR	REGULAR RETIREMENTS	COST OF REMOVAL AMOUNT	PCT	GROSS SALVAGE AMOUNT	PCT	NET SALVAGE AMOUNT	PCT
THREE-YEAR MOVING AVERAGES							
84-86	3,330,651	3,028,360	91	831,006	25	2,197,354-	66-
85-87	3,858,032	3,241,686	84	844,015	22	2,397,672-	62-
86-88	3,773,496	3,354,622	89	1,145,429	30	2,209,193-	59-
87-89	3,950,600	3,363,080	85	1,399,158	35	1,963,922-	50-
88-90	3,853,611	3,430,157	89	1,640,149	43	1,790,008-	46-
89-91	3,910,039	3,478,229	89	1,421,053	36	2,057,176-	53-
90-92	3,250,386	3,342,572	103	1,385,362	43	1,957,210-	60-
91-93	2,990,105	3,362,238	112	1,243,218	42	2,119,020-	71-
92-94	2,950,566	3,398,970	115	1,334,687	45	2,064,283-	70-
93-95	2,748,316	3,527,468	128	1,075,866	39	2,451,602-	89-
94-96	3,181,955	3,376,637	106	931,353	29	2,445,284-	77-
95-97	3,471,147	3,261,164	94	634,258	18	2,626,906-	76-
96-98	3,631,613	2,968,953	82	490,800	14	2,478,152-	68-
97-99	3,322,047	3,063,905	92	467,693	14	2,596,212-	78-
98-00	2,835,111	2,969,870	105	454,501	16	2,515,369-	89-
99-01	3,454,833	3,171,979	92	468,741	14	2,703,238-	78-
00-02	3,886,054	3,243,565	83	533,554	14	2,710,011-	70-
01-03	4,350,838	3,604,512	83	984,998	23	2,619,514-	60-
02-04	4,027,287	4,012,656	100	1,365,593	34	2,647,063-	66-
03-05	4,129,409	4,440,065	108	1,583,259	38	2,856,806-	69-
04-06	4,947,307	5,849,810	118	1,943,250	39	3,906,561-	79-
05-07	6,091,290	7,369,027	121	2,125,315	35	5,243,712-	86-
06-08	7,789,793	8,541,440	110	2,624,906	34	5,916,534-	76-
07-09	9,622,907	8,718,467	91	2,315,494	24	6,402,973-	67-
08-10	11,137,528	8,036,438	72	2,796,600	25	5,239,838-	47-
09-11	10,861,133	7,217,639	66	2,782,524	26	4,435,115-	41-
10-12	10,362,317	5,987,818	58	2,581,893	25	3,405,925-	33-
11-13	8,848,309	5,607,572	63	1,817,360	21	3,790,212-	43-
12-14	8,259,567	5,340,562	65	1,191,288	14	4,149,274-	50-
13-15	6,763,684	5,329,544	79	960,985	14	4,368,559-	65-
14-16	7,654,275	4,852,461	63	698,347	9	4,154,114-	54-
15-17	8,370,662	5,070,793	61	484,231	6	4,586,561-	55-
16-18	9,504,311	4,821,723	51	476,208	5	4,345,515-	46-
FIVE-YEAR AVERAGE							
14-18	8,311,831	4,908,631	59	600,910	7	4,307,721-	52-

AMEREN MISSOURI

ACCOUNT 366 UNDERGROUND CONDUIT

SUMMARY OF BOOK SALVAGE

YEAR	REGULAR RETIREMENTS	COST OF REMOVAL		GROSS SALVAGE		NET SALVAGE	
		AMOUNT	PCT	AMOUNT	PCT	AMOUNT	PCT
1961	69,373	79,364	114	2,769	4	76,595-	110-
1962	36,335	75,712	208	710	2	75,002-	206-
1963	97,397	60,995	63	551	1	60,444-	62-
1964	132,671	88,362	67	3,844	3	84,518-	64-
1965	122,871	48,515	39	956	1	47,559-	39-
1966	94,555	56,250	59	1,696	2	54,554-	58-
1967	91,827	53,613	58	1,510	2	52,103-	57-
1968	49,703	75,996	153	2,103-	4-	78,099-	157-
1969	82,808	37,215	45	226	0	36,989-	45-
1970	21,198	70,887	334	1,419	7	69,468-	328-
1971	44,217	40,131	91	2,591	6	37,540-	85-
1972	7,888	28,216	358	371	5	27,845-	353-
1973	11,144	43,928	394	3,930	35	39,998-	359-
1974	8,096	49,622	613	1,783	22	47,839-	591-
1975	51,399	32,563	63	393	1	32,170-	63-
1976	59,835	28,829	48	13,825-	23-	42,654-	71-
1977	39,256	42,704	109	10,505-	27-	53,209-	136-
1978	11,585	24,473	211	4,774-	41-	29,247-	252-
1979	10,474	16,173	154	5,533	53	10,640-	102-
1980	39,991	18,526	46	216	1	18,310-	46-
1981	9,233	12,477	135	6,472-	70-	18,949-	205-
1982	44,352	28,334	64	655-	1-	28,989-	65-
1983	68,490	55,732	81	3,431-	5-	59,163-	86-
1984	31,358	52,665	168	4,568-	15-	57,233-	183-
1985	64,240	46,336	72	16,499-	26-	62,835-	98-
1986	82,541	41,475	50	17,517	21	23,958-	29-
1987	129,549	80,969	63	4,198	3	76,771-	59-
1988	250,541	60,784	24	13,697-	5-	74,481-	30-
1989	189,966	37,476	20	54,188	29	16,712	9
1990	485,569	40,942	8	7,819	2	33,123-	7-
1991	235,693	70,952	30	6,493-	3-	77,445-	33-
1992	246,818	103,204	42	3,172	1	100,032-	41-
1993	186,397	57,664	31	8,391	5	49,273-	26-
1994	41,345	50,833	123	5,387	13	45,446-	110-
1995	122,778	42,620	35	8,600	7	34,020-	28-
1996	85,981	65,558	76	48,035-	56-	113,593-	132-
1997	85,867	29,666	35	11,882	14	17,784-	21-
1998	73,190	75,067	103	32,504-	44-	107,571-	147-
1999	52,582	37,597	72	267,455-	509-	305,052-	580-
2000	53,515	19,449	36	23,458-	44-	42,907-	80-
2001	92,676	22,046	24	5,170	6	16,876-	18-
2002	119,808	30,415	25	100,537-	84-	130,951-	109-
2003	146,399	32,943	23	159,363	109	126,420	86

Schedule JJS-D2

AMEREN MISSOURI

ACCOUNT 366 UNDERGROUND CONDUIT

SUMMARY OF BOOK SALVAGE

YEAR	REGULAR RETIREMENTS	COST OF REMOVAL		GROSS SALVAGE		NET SALVAGE	
		AMOUNT	PCT	AMOUNT	PCT	AMOUNT	PCT
2004	130,750	36,986	28	435,058	333	398,071	304
2005	128,504	38,846	30	13,007	10	25,839-	20-
2006	154,258	54,192	35	53,007	34	1,185-	1-
2007	128,368	27,357	21	18,399	14	8,957-	7-
2008	119,708	60,975	51	10,111-	8-	71,087-	59-
2009	202,900	110,984	55	13,507-	7-	124,491-	61-
2010	304,996	84,971	28	27,816	9	57,155-	19-
2011	227,363	287,686	127	15,199-	7-	302,885-	133-
2012	191,460	732,799	383	4,415	2	728,383-	380-
2013	135,746	887,587	654	20,148	15	867,439-	639-
2014	169,748	2,756,010		11,302	7	2,744,709-	
2015	147,574	3,472,875		36,711	25	3,436,164-	
2016	204,149	5,411,099		4,782	2	5,406,317-	
2017	273,053	4,701,992		46,384-	17-	4,748,377-	
2018	306,554	4,953,424		40,328	13	4,913,097-	
TOTAL	6,806,640	25,685,061	377	338,944	5	25,346,117-	372-

THREE-YEAR MOVING AVERAGES

61-63	67,702	72,024	106	1,343	2	70,680-	104-
62-64	88,801	75,023	84	1,702	2	73,321-	83-
63-65	117,646	65,957	56	1,784	2	64,174-	55-
64-66	116,699	64,376	55	2,165	2	62,210-	53-
65-67	103,084	52,793	51	1,387	1	51,405-	50-
66-68	78,695	61,953	79	368	0	61,585-	78-
67-69	74,779	55,608	74	122-	0	55,730-	75-
68-70	51,236	61,366	120	153-	0	61,519-	120-
69-71	49,408	49,411	100	1,412	3	47,999-	97-
70-72	24,434	46,411	190	1,460	6	44,951-	184-
71-73	21,083	37,425	178	2,297	11	35,128-	167-
72-74	9,043	40,589	449	2,028	22	38,561-	426-
73-75	23,546	42,038	179	2,035	9	40,002-	170-
74-76	39,777	37,005	93	3,883-	10-	40,888-	103-
75-77	50,163	34,699	69	7,979-	16-	42,678-	85-
76-78	36,892	32,002	87	9,701-	26-	41,703-	113-
77-79	20,438	27,783	136	3,249-	16-	31,032-	152-
78-80	20,683	19,724	95	325	2	19,399-	94-
79-81	19,899	15,725	79	241-	1-	15,966-	80-
80-82	31,192	19,779	63	2,304-	7-	22,083-	71-
81-83	40,692	32,181	79	3,519-	9-	35,700-	88-
82-84	48,067	45,577	95	2,885-	6-	48,462-	101-
83-85	54,696	51,578	94	8,166-	15-	59,744-	109-

Schedule JJS-D2

AMEREN MISSOURI

ACCOUNT 366 UNDERGROUND CONDUIT

SUMMARY OF BOOK SALVAGE

YEAR	REGULAR RETIREMENTS	COST OF REMOVAL AMOUNT	PCT	GROSS SALVAGE AMOUNT	PCT	NET SALVAGE AMOUNT	PCT
THREE-YEAR MOVING AVERAGES							
84-86	59,380	46,825	79	1,183-	2-	48,009-	81-
85-87	92,110	56,260	61	1,739	2	54,521-	59-
86-88	154,210	61,076	40	2,673	2	58,403-	38-
87-89	190,019	59,743	31	14,896	8	44,847-	24-
88-90	308,692	46,401	15	16,103	5	30,297-	10-
89-91	303,743	49,790	16	18,505	6	31,285-	10-
90-92	322,693	71,699	22	1,499	0	70,200-	22-
91-93	222,969	77,273	35	1,690	1	75,583-	34-
92-94	158,187	70,567	45	5,650	4	64,917-	41-
93-95	116,840	50,372	43	7,459	6	42,913-	37-
94-96	83,368	53,004	64	11,349-	14-	64,353-	77-
95-97	98,209	45,948	47	9,184-	9-	55,132-	56-
96-98	81,679	56,764	69	22,886-	28-	79,649-	98-
97-99	70,546	47,443	67	96,026-	136-	143,469-	203-
98-00	59,762	44,038	74	107,806-	180-	151,843-	254-
99-01	66,258	26,364	40	95,248-	144-	121,612-	184-
00-02	88,666	23,970	27	39,608-	45-	63,578-	72-
01-03	119,627	28,468	24	21,332	18	7,136-	6-
02-04	132,319	33,448	25	164,628	124	131,180	99
03-05	135,217	36,258	27	202,476	150	166,217	123
04-06	137,837	43,341	31	167,024	121	123,682	90
05-07	137,043	40,132	29	28,138	21	11,994-	9-
06-08	134,111	47,508	35	20,432	15	27,076-	20-
07-09	150,325	66,439	44	1,740-	1-	68,178-	45-
08-10	209,201	85,644	41	1,399	1	84,244-	40-
09-11	245,086	161,214	66	297-	0	161,510-	66-
10-12	241,273	368,485	153	5,677	2	362,808-	150-
11-13	184,856	636,024	344	3,121	2	632,902-	342-
12-14	165,652	1,458,799	881	11,955	7	1,446,844-	873-
13-15	151,023	2,372,157		22,720	15	2,349,437-	
14-16	173,824	3,879,995		17,598	10	3,862,396-	
15-17	208,259	4,528,655		1,630-	1-	4,530,286-	
16-18	261,252	5,022,172		425-	0	5,022,597-	
FIVE-YEAR AVERAGE							
14-18	220,216	4,259,080		9,348	4	4,249,733-	

AMEREN MISSOURI

ACCOUNT 367 UNDERGROUND CONDUCTORS AND DEVICES

SUMMARY OF BOOK SALVAGE

YEAR	REGULAR RETIREMENTS	COST OF REMOVAL		GROSS SALVAGE		NET SALVAGE	
		AMOUNT	PCT	AMOUNT	PCT	AMOUNT	PCT
1961	277,693	73,446	26	199,248	72	125,802	45
1962	314,087	90,336	29	204,825	65	114,489	36
1963	477,525	98,785	21	173,161	36	74,376	16
1964	516,501	120,288	23	358,209	69	237,921	46
1965	249,645	85,209	34	131,369	53	46,160	18
1966	545,368	139,106	26	349,495	64	210,389	39
1967	414,337	110,976	27	324,671	78	213,695	52
1968	519,213	147,637	28	229,184	44	81,547	16
1969	428,297	114,201	27	233,060	54	118,859	28
1970	468,757	74,929	16	208,931	45	134,002	29
1971	368,034	65,853	18	222,143	60	156,290	42
1972	380,451	83,388	22	149,059	39	65,671	17
1973	176,587	66,797	38	256,257	145	189,460	107
1974	227,888	79,863	35	210,928	93	131,065	58
1975	256,468	95,254	37	173,967	68	78,713	31
1976	221,760	124,575	56	122,908	55	1,667-	1-
1977	268,161	169,052	63	116,271	43	52,781-	20-
1978	415,310	194,621	47	162,772	39	31,849-	8-
1979	398,068	173,963	44	240,773	60	66,810	17
1980	1,072,665	547,825	51	1,205,809	112	657,984	61
1981	695,537	217,127	31	217,955	31	828	0
1982	574,015	312,409	54	210,517	37	101,892-	18-
1983	506,001	335,797	66	205,296	41	130,501-	26-
1984	580,674	413,399	71	594,730	102	181,331	31
1985	587,180	396,635	68	160,987	27	235,648-	40-
1986	729,140	459,772	63	143,516	20	316,256-	43-
1987	658,651	396,104	60	194,376	30	201,728-	31-
1988	722,072	421,786	58	338,762	47	83,024-	11-
1989	892,262	547,134	61	491,083-	55-	1,038,217-	116-
1990	647,017	548,238	85	426,186	66	122,052-	19-
1991	725,299	526,198	73	110,095-	15-	636,293-	88-
1992	733,443	543,974	74	110,733	15	433,241-	59-
1993	874,372	674,016	77	275,755	32	398,261-	46-
1994	1,109,719	834,452	75	229,227	21	605,225-	55-
1995	691,538	864,997	125	796,652	115	68,345-	10-
1996	869,162	669,863	77	19,594-	2-	689,457-	79-
1997	845,383	623,153	74	25,630	3	597,523-	71-
1998	515,912	463,481	90	53,389-	10-	516,870-	100-
1999	692,674	470,362	68	858,048-	124-	1,328,410-	192-
2000	741,950	504,375	68	171,805-	23-	676,180-	91-
2001	2,451,766	540,173	22	339,392-	14-	879,565-	36-
2002	1,303,690	561,005	43	1,788,808-	137-	2,349,813-	180-
2003	1,243,294	586,673	47	214,756-	17-	801,430-	64-

Schedule JJS-D2

AMEREN MISSOURI

ACCOUNT 367 UNDERGROUND CONDUCTORS AND DEVICES

SUMMARY OF BOOK SALVAGE

YEAR	REGULAR RETIREMENTS	COST OF REMOVAL		GROSS SALVAGE		NET SALVAGE	
		AMOUNT	PCT	AMOUNT	PCT	AMOUNT	PCT
2004	946,747	554,710	59	272,959	29	281,751-	30-
2005	1,337,801	524,663	39	1,285,993-	96-	1,810,656-	135-
2006	1,801,794	524,479	29	146,250-	8-	670,730-	37-
2007	2,806,752	610,333	22	349,714-	12-	960,047-	34-
2008	2,348,018	848,754	36	854,515-	36-	1,703,268-	73-
2009	2,572,317	1,574,515	61	313,134	12	1,261,381-	49-
2010	3,660,505	858,760	23	845,437	23	13,323-	0
2011	2,605,291	1,117,628	43	1,476,668	57	359,041	14
2012	1,902,074	1,345,801	71	920,720	48	425,082-	22-
2013	3,549,033	1,626,768	46	1,244,391	35	382,377-	11-
2014	3,460,058	2,067,220	60	318,195	9	1,749,026-	51-
2015	3,967,779	2,539,878	64	853,064	21	1,686,814-	43-
2016	4,812,084	2,880,635	60	740,952	15	2,139,682-	44-
2017	4,611,519	3,422,764	74	395,024	9	3,027,740-	66-
2018	4,398,430	3,283,140	75	580,292	13	2,702,848-	61-
TOTAL	72,167,766	38,347,275	53	10,480,755	15	27,866,520-	39-

THREE-YEAR MOVING AVERAGES

61-63	356,435	87,522	25	192,411	54	104,889	29
62-64	436,038	103,136	24	245,398	56	142,262	33
63-65	414,557	101,427	24	220,913	53	119,486	29
64-66	437,171	114,868	26	279,691	64	164,823	38
65-67	403,117	111,764	28	268,512	67	156,748	39
66-68	492,973	132,573	27	301,117	61	168,544	34
67-69	453,949	124,271	27	262,305	58	138,034	30
68-70	472,089	112,256	24	223,725	47	111,469	24
69-71	421,696	84,994	20	221,378	52	136,384	32
70-72	405,747	74,723	18	193,378	48	118,654	29
71-73	308,357	72,013	23	209,153	68	137,140	44
72-74	261,642	76,683	29	205,415	79	128,732	49
73-75	220,314	80,638	37	213,717	97	133,079	60
74-76	235,372	99,897	42	169,268	72	69,370	29
75-77	248,796	129,627	52	137,715	55	8,088	3
76-78	301,744	162,749	54	133,984	44	28,766-	10-
77-79	360,513	179,212	50	173,272	48	5,940-	2-
78-80	628,681	305,470	49	536,451	85	230,982	37
79-81	722,090	312,972	43	554,846	77	241,874	33
80-82	780,739	359,120	46	544,760	70	185,640	24
81-83	591,851	288,444	49	211,256	36	77,188-	13-
82-84	553,563	353,868	64	336,848	61	17,021-	3-
83-85	557,952	381,944	68	320,338	57	61,606-	11-

Schedule JJS-D2

AMEREN MISSOURI

ACCOUNT 367 UNDERGROUND CONDUCTORS AND DEVICES

SUMMARY OF BOOK SALVAGE

YEAR	REGULAR RETIREMENTS	COST OF REMOVAL AMOUNT	PCT	GROSS SALVAGE AMOUNT	PCT	NET SALVAGE AMOUNT	PCT
THREE-YEAR MOVING AVERAGES							
84-86	632,331	423,269	67	299,744	47	123,524-	20-
85-87	658,324	417,504	63	166,293	25	251,211-	38-
86-88	703,288	425,887	61	225,551	32	200,336-	28-
87-89	757,662	455,008	60	14,018	2	440,990-	58-
88-90	753,784	505,719	67	91,288	12	414,431-	55-
89-91	754,859	540,523	72	58,331-	8-	598,854-	79-
90-92	701,920	539,470	77	142,275	20	397,195-	57-
91-93	777,705	581,396	75	92,131	12	489,265-	63-
92-94	905,845	684,147	76	205,238	23	478,909-	53-
93-95	891,876	791,155	89	433,878	49	357,277-	40-
94-96	890,140	789,771	89	335,428	38	454,342-	51-
95-97	802,028	719,338	90	267,563	33	451,775-	56-
96-98	743,486	585,499	79	15,784-	2-	601,283-	81-
97-99	684,656	518,999	76	295,269-	43-	814,268-	119-
98-00	650,179	479,406	74	361,081-	56-	840,487-	129-
99-01	1,295,463	504,970	39	456,415-	35-	961,385-	74-
00-02	1,499,135	535,184	36	766,668-	51-	1,301,853-	87-
01-03	1,666,250	562,617	34	780,985-	47-	1,343,602-	81-
02-04	1,164,577	567,463	49	576,868-	50-	1,144,331-	98-
03-05	1,175,947	555,349	47	409,264-	35-	964,612-	82-
04-06	1,362,114	534,617	39	386,428-	28-	921,046-	68-
05-07	1,982,115	553,158	28	593,986-	30-	1,147,144-	58-
06-08	2,318,854	661,189	29	450,160-	19-	1,111,348-	48-
07-09	2,575,696	1,011,200	39	297,032-	12-	1,308,232-	51-
08-10	2,860,280	1,094,010	38	101,352	4	992,658-	35-
09-11	2,946,038	1,183,634	40	878,413	30	305,221-	10-
10-12	2,722,623	1,107,396	41	1,080,942	40	26,455-	1-
11-13	2,685,466	1,363,399	51	1,213,926	45	149,472-	6-
12-14	2,970,388	1,679,930	57	827,768	28	852,161-	29-
13-15	3,658,957	2,077,955	57	805,217	22	1,272,739-	35-
14-16	4,079,974	2,495,911	61	637,404	16	1,858,507-	46-
15-17	4,463,794	2,947,759	66	663,013	15	2,284,746-	51-
16-18	4,607,344	3,195,513	69	572,090	12	2,623,423-	57-
FIVE-YEAR AVERAGE							
14-18	4,249,974	2,838,727	67	577,505	14	2,261,222-	53-

AMEREN MISSOURI

ACCOUNT 368 LINE TRANSFORMERS

SUMMARY OF BOOK SALVAGE

YEAR	REGULAR RETIREMENTS	COST OF REMOVAL		GROSS SALVAGE		NET SALVAGE	
		AMOUNT	PCT	AMOUNT	PCT	AMOUNT	PCT
1961	221,189		0	42,226	19	42,226	19
1962	162,173		0	26,217	16	26,217	16
1963	227,779		0	26,036	11	26,036	11
1964	281,369		0	31,475	11	31,475	11
1965	348,066		0	53,277	15	53,277	15
1966	337,812		0	74,470	22	74,470	22
1967	1,021,694		0	145,164	14	145,164	14
1968	586,854		0	140,161	24	140,161	24
1969	785,564		0	112,412	14	112,412	14
1970	554,544		0	112,741	20	112,741	20
1971	449,690		0	101,187	23	101,187	23
1972	561,333		0	75,845	14	75,845	14
1973	422,116		0	73,168	17	73,168	17
1974	444,561		0	135,069	30	135,069	30
1975	366,135		0	61,707	17	61,707	17
1976	626,079		0	110,001	18	110,001	18
1977	1,506,463		0	123,674	8	123,674	8
1978	375,619		0	85,323	23	85,323	23
1979	536,475		0	217,377	41	217,377	41
1980	667,410		0	114,039	17	114,039	17
1981	601,354		0	65,011	11	65,011	11
1982	966,694		0	22,549	2	22,549	2
1983	598,672		0	85,775	14	85,775	14
1984	583,599		0	240,325	41	240,325	41
1985	1,506,255		0	160,555	11	160,555	11
1986	2,254,922		0	235,706	10	235,706	10
1987	2,525,448		0	262,562	10	262,562	10
1988	2,069,945		0	66,358-	3-	66,358-	3-
1989	2,473,265		0	134,918-	5-	134,918-	5-
1990	2,226,955		0	59,000-	3-	59,000-	3-
1991	3,041,164		0	82,423	3	82,423	3
1992	2,164,153		0	194,224	9	194,224	9
1993	3,914,443		0	25,656	1	25,656	1
1994	3,740,840		0	73,825	2	73,825	2
1995	3,700,676	9,624	0	14,680	0	5,056	0
1996	4,584,929	1,907	0	43,681	1	41,774	1
1997	3,537,491	8,750	0	73,038	2	64,288	2
1998	2,511,952	1,880	0	97,319	4	95,439	4
1999	2,214,084		0	50,448	2	50,448	2
2000	3,062,545		0	17,413-	1-	17,413-	1-
2001	2,579,364		0	36,598-	1-	36,598-	1-
2002	3,197,020		0	80,015-	3-	80,015-	3-
2003	2,311,328		0	15,850	1	15,850	1

Schedule JJS-D2

AMEREN MISSOURI

ACCOUNT 368 LINE TRANSFORMERS

SUMMARY OF BOOK SALVAGE

YEAR	REGULAR RETIREMENTS	COST OF REMOVAL		GROSS SALVAGE		NET SALVAGE	
		AMOUNT	PCT	AMOUNT	PCT	AMOUNT	PCT
2004	2,629,717		0	8,963-	0	8,963-	0
2005	3,200,870		0	18,979	1	18,979	1
2006	2,992,936		0	85,214	3	85,214	3
2007	3,735,777		0	19,376	1	19,376	1
2008	3,697,508		0		0		0
2009	3,763,687		0	110,000	3	110,000	3
2010	6,883,740	26,900	0	1,254,956	18	1,228,056	18
2011	5,561,497	44,296	1	1,466,894	26	1,422,599	26
2012	6,797,969	286,861	4	1,278,132	19	991,271	15
2013	5,502,374	317,938	6	1,069,545	19	751,607	14
2014	6,438,025	290,784	5	981,199	15	690,414	11
2015	5,309,253	249,743	5	654,181	12	404,438	8
2016	4,974,058	211,786	4	131,378	3	80,408-	2-
2017	4,525,241	163,530	4	130,633	3	32,897-	1-
2018	5,593,826	180,753	3	145,115	3	35,638-	1-
TOTAL	138,456,500	1,794,752	1	10,547,535	8	8,752,782	6

THREE-YEAR MOVING AVERAGES

61-63	203,714	0	31,493	15	31,493	15
62-64	223,774	0	27,909	12	27,909	12
63-65	285,738	0	36,929	13	36,929	13
64-66	322,416	0	53,074	16	53,074	16
65-67	569,191	0	90,970	16	90,970	16
66-68	648,787	0	119,932	18	119,932	18
67-69	798,037	0	132,579	17	132,579	17
68-70	642,321	0	121,771	19	121,771	19
69-71	596,599	0	108,780	18	108,780	18
70-72	521,856	0	96,591	19	96,591	19
71-73	477,713	0	83,400	17	83,400	17
72-74	476,003	0	94,694	20	94,694	20
73-75	410,937	0	89,981	22	89,981	22
74-76	478,925	0	102,259	21	102,259	21
75-77	832,892	0	98,461	12	98,461	12
76-78	836,054	0	106,333	13	106,333	13
77-79	806,186	0	142,125	18	142,125	18
78-80	526,501	0	138,913	26	138,913	26
79-81	601,746	0	132,142	22	132,142	22
80-82	745,153	0	67,200	9	67,200	9
81-83	722,240	0	57,778	8	57,778	8
82-84	716,322	0	116,216	16	116,216	16
83-85	896,175	0	162,218	18	162,218	18

Schedule JJS-D2

AMEREN MISSOURI

ACCOUNT 368 LINE TRANSFORMERS

SUMMARY OF BOOK SALVAGE

YEAR	REGULAR RETIREMENTS	COST OF REMOVAL AMOUNT	PCT	GROSS SALVAGE AMOUNT	PCT	NET SALVAGE AMOUNT	PCT
THREE-YEAR MOVING AVERAGES							
84-86	1,448,259		0	212,195	15	212,195	15
85-87	2,095,542		0	219,608	10	219,608	10
86-88	2,283,438		0	143,970	6	143,970	6
87-89	2,356,219		0	20,429	1	20,429	1
88-90	2,256,722		0	86,759-	4-	86,759-	4-
89-91	2,580,461		0	37,165-	1-	37,165-	1-
90-92	2,477,424		0	72,549	3	72,549	3
91-93	3,039,920		0	100,768	3	100,768	3
92-94	3,273,145		0	97,902	3	97,902	3
93-95	3,785,320	3,208	0	38,054	1	34,846	1
94-96	4,008,815	3,844	0	44,062	1	40,218	1
95-97	3,941,032	6,760	0	43,800	1	37,039	1
96-98	3,544,791	4,179	0	71,346	2	67,167	2
97-99	2,754,509	3,543	0	73,602	3	70,058	3
98-00	2,596,194	627	0	43,451	2	42,825	2
99-01	2,618,664		0	1,188-	0	1,188-	0
00-02	2,946,310		0	44,675-	2-	44,675-	2-
01-03	2,695,904		0	33,588-	1-	33,588-	1-
02-04	2,712,689		0	24,376-	1-	24,376-	1-
03-05	2,713,972		0	8,622	0	8,622	0
04-06	2,941,174		0	31,743	1	31,743	1
05-07	3,309,861		0	41,190	1	41,190	1
06-08	3,475,407		0	34,863	1	34,863	1
07-09	3,732,324		0	43,125	1	43,125	1
08-10	4,781,645	8,967	0	454,985	10	446,019	9
09-11	5,402,975	23,732	0	943,950	17	920,218	17
10-12	6,414,402	119,352	2	1,333,328	21	1,213,975	19
11-13	5,953,946	216,365	4	1,271,524	21	1,055,159	18
12-14	6,246,122	298,528	5	1,109,625	18	811,097	13
13-15	5,749,884	286,155	5	901,642	16	615,486	11
14-16	5,573,779	250,771	4	588,919	11	338,148	6
15-17	4,936,184	208,353	4	305,397	6	97,044	2
16-18	5,031,042	185,356	4	135,709	3	49,648-	1-
FIVE-YEAR AVERAGE							
14-18	5,368,081	219,319	4	408,501	8	189,182	4

AMEREN MISSOURI

ACCOUNT 369.1 OVERHEAD SERVICES

SUMMARY OF BOOK SALVAGE

YEAR	REGULAR RETIREMENTS	COST OF REMOVAL		GROSS SALVAGE		NET SALVAGE	
		AMOUNT	PCT	AMOUNT	PCT	AMOUNT	PCT
1961	359,987	139,008	39	8,173	2	130,835-	36-
1962	254,676	122,194	48	1,694	1	120,500-	47-
1963	267,044	123,122	46	21,181	8	101,941-	38-
1964	275,701	130,650	47	10,320	4	120,330-	44-
1965	275,389	101,270	37	6,968	3	94,302-	34-
1966	332,230	119,457	36	13,460	4	105,997-	32-
1967	381,955	189,510	50	14,608	4	174,902-	46-
1968	392,132	234,769	60	9,559-	2-	244,328-	62-
1969	401,875	257,275	64	13,057	3	244,218-	61-
1970	354,564	270,011	76	563	0	269,448-	76-
1971	419,135	360,729	86	14,885	4	345,844-	83-
1972	425,397	461,086	108	5,415	1	455,671-	107-
1973	428,878	371,507	87	5,581	1	365,926-	85-
1974	407,320	502,724	123	4,042	1	498,682-	122-
1975	304,484	752,240	247	96-	0	752,336-	247-
1976	405,334	576,334	142	8,026	2	568,308-	140-
1977	347,228	626,893	181	1,424	0	625,469-	180-
1978	366,069	671,802	184	2,168	1	669,634-	183-
1979	402,625	758,331	188	4,760	1	753,571-	187-
1980	380,286	806,706	212	11,702	3	795,004-	209-
1981	399,214	893,205	224	9,163	2	884,042-	221-
1982	326,325	893,699	274	7,165	2	886,534-	272-
1983	331,555	854,810	258	11,430	3	843,380-	254-
1984	400,661	993,348	248	14,076	4	979,272-	244-
1985	443,357	1,069,969	241	2,989	1	1,066,980-	241-
1986	384,131	1,081,243	281	26,625	7	1,054,618-	275-
1987	351,207	1,070,434	305	17,573	5	1,052,861-	300-
1988							
1989	394,919	1,311,391	332	48,361-	12-	1,359,752-	344-
1990	474,250	1,862,823	393	36,721-	8-	1,899,544-	401-
1991	503,255	1,612,161	320	38,548-	8-	1,650,709-	328-
1992	586,503	1,377,160	235	2,972	1	1,374,188-	234-
1993	518,051	1,684,798	325	10,339	2	1,674,459-	323-
1994	713,480	1,851,578	260	9,774	1	1,841,804-	258-
1995	320,599	1,565,828	488	15,834-	5-	1,581,662-	493-
1996	1,228,264	895,472	73	4,164-	0	899,636-	73-
1997	528,157	843,695	160	1,137	0	842,558-	160-
1998	319,655	951,827	298	9,852	3	941,975-	295-
1999	389,097	904,820	233	9,243	2	895,577-	230-
2000	288,117	786,694	273	2,383	1	784,311-	272-
2001	605,062	892,388	147	955-	0	893,343-	148-
2002	214,626	836,858	390	19,047-	9-	855,905-	399-
2003	231,752	1,195,687	516	1,622-	1-	1,197,309-	517-

AMEREN MISSOURI

ACCOUNT 369.1 OVERHEAD SERVICES

SUMMARY OF BOOK SALVAGE

YEAR	REGULAR RETIREMENTS	COST OF REMOVAL		GROSS SALVAGE		NET SALVAGE	
		AMOUNT	PCT	AMOUNT	PCT	AMOUNT	PCT
2004	272,152	1,185,942	436	65,945-	24-	1,251,887-	460-
2005	348,815	912,179	262	18,680	5	893,499-	256-
2006	439,332	3,891,799	886	26,448	6	3,865,351-	880-
2007	621,299	2,237,122	360	84,731	14	2,152,391-	346-
2008	513,468	988,382	192	62,977	12	925,405-	180-
2009	822,894	781,027	95	11,373	1	769,654-	94-
2010	494,133	598,074	121	6,282-	1-	604,356-	122-
2011	554,045	1,029,563	186	14,371-	3-	1,043,934-	188-
2012	350,348	498,347	142	6,789	2	491,558-	140-
2013	534,843	935,958	175	19,623	4	916,334-	171-
2014	428,443	830,249	194	1,521-	0	831,769-	194-
2015	429,786	1,103,735	257	26,506	6	1,077,229-	251-
2016	514,773	1,196,005	232	1,084	0	1,194,921-	232-
2017	485,469	943,842	194	11,057-	2-	954,899-	197-
2018	458,054	958,372	209	3,085-	1-	961,456-	210-
TOTAL	24,402,399	51,096,102	209	263,792	1	50,832,310-	208-

THREE-YEAR MOVING AVERAGES

61-63	293,902	128,108	44	10,349	4	117,759-	40-
62-64	265,807	125,322	47	11,065	4	114,257-	43-
63-65	272,711	118,347	43	12,823	5	105,524-	39-
64-66	294,440	117,126	40	10,249	3	106,876-	36-
65-67	329,858	136,746	41	11,679	4	125,067-	38-
66-68	368,772	181,245	49	6,170	2	175,076-	47-
67-69	391,987	227,185	58	6,035	2	221,149-	56-
68-70	382,857	254,018	66	1,354	0	252,665-	66-
69-71	391,858	296,005	76	9,502	2	286,503-	73-
70-72	399,699	363,942	91	6,954	2	356,988-	89-
71-73	424,470	397,774	94	8,627	2	389,147-	92-
72-74	420,532	445,106	106	5,013	1	440,093-	105-
73-75	380,227	542,157	143	3,176	1	538,981-	142-
74-76	372,379	610,433	164	3,991	1	606,442-	163-
75-77	352,349	651,822	185	3,118	1	648,704-	184-
76-78	372,877	625,010	168	3,873	1	621,137-	167-
77-79	371,974	685,675	184	2,784	1	682,891-	184-
78-80	382,993	745,613	195	6,210	2	739,403-	193-
79-81	394,042	819,414	208	8,542	2	810,872-	206-
80-82	368,608	864,537	235	9,343	3	855,193-	232-
81-83	352,365	880,571	250	9,253	3	871,319-	247-
82-84	352,847	913,952	259	10,890	3	903,062-	256-
83-85	391,858	972,709	248	9,498	2	963,211-	246-

Schedule JJS-D2

AMEREN MISSOURI

ACCOUNT 369.1 OVERHEAD SERVICES

SUMMARY OF BOOK SALVAGE

YEAR	REGULAR RETIREMENTS	COST OF REMOVAL AMOUNT	PCT	GROSS SALVAGE AMOUNT	PCT	NET SALVAGE AMOUNT	PCT
THREE-YEAR MOVING AVERAGES							
84-86	409,383	1,048,187	256	14,563	4	1,033,623-	252-
85-87	392,898	1,073,882	273	15,729	4	1,058,153-	269-
86-88	245,113	717,226	293	14,733	6	702,493-	287-
87-89	248,709	793,942	319	10,263-	4-	804,204-	323-
88-90	289,723	1,058,071	365	28,361-	10-	1,086,432-	375-
89-91	457,475	1,595,458	349	41,210-	9-	1,636,668-	358-
90-92	521,336	1,617,381	310	24,099-	5-	1,641,480-	315-
91-93	535,936	1,558,040	291	8,412-	2-	1,566,452-	292-
92-94	606,011	1,637,845	270	7,695	1	1,630,150-	269-
93-95	517,377	1,700,735	329	1,426	0	1,699,308-	328-
94-96	754,114	1,437,626	191	3,408-	0	1,441,034-	191-
95-97	692,340	1,101,665	159	6,287-	1-	1,107,952-	160-
96-98	692,025	896,998	130	2,275	0	894,723-	129-
97-99	412,303	900,114	218	6,744	2	893,370-	217-
98-00	332,290	881,114	265	7,159	2	873,954-	263-
99-01	427,425	861,301	202	3,557	1	857,744-	201-
00-02	369,268	838,647	227	5,873-	2-	844,520-	229-
01-03	350,480	974,978	278	7,208-	2-	982,186-	280-
02-04	239,510	1,072,829	448	28,872-	12-	1,101,701-	460-
03-05	284,239	1,097,936	386	16,296-	6-	1,114,232-	392-
04-06	353,433	1,996,640	565	6,939-	2-	2,003,579-	567-
05-07	469,815	2,347,033	500	43,286	9	2,303,747-	490-
06-08	524,699	2,372,435	452	58,052	11	2,314,383-	441-
07-09	652,554	1,335,511	205	53,027	8	1,282,483-	197-
08-10	610,165	789,161	129	22,689	4	766,472-	126-
09-11	623,691	802,888	129	3,093-	0	805,981-	129-
10-12	466,175	708,661	152	4,621-	1-	713,283-	153-
11-13	479,745	821,289	171	4,014	1	817,276-	170-
12-14	437,878	754,851	172	8,297	2	746,554-	170-
13-15	464,357	956,647	206	14,870	3	941,778-	203-
14-16	457,667	1,043,330	228	8,690	2	1,034,640-	226-
15-17	476,676	1,081,194	227	5,511	1	1,075,683-	226-
16-18	486,099	1,032,740	212	4,353-	1-	1,037,092-	213-
FIVE-YEAR AVERAGE							
14-18	463,305	1,006,441	217	2,386	1	1,004,055-	217-

AMEREN MISSOURI

ACCOUNT 369.2 UNDERGROUND SERVICES

SUMMARY OF BOOK SALVAGE

YEAR	REGULAR RETIREMENTS	COST OF REMOVAL		GROSS SALVAGE		NET SALVAGE	
		AMOUNT	PCT	AMOUNT	PCT	AMOUNT	PCT
1961	44,350	34,812	78	24,212	55	10,600-	24-
1962	40,209	11,932	30	76	0	11,856-	29-
1963	64,453	13,475	21	1,065	2	12,410-	19-
1964	58,652	12,047	21	33	0	12,014-	20-
1965	50,617	14,923	29	791	2	14,132-	28-
1966	40,571	12,670	31	4,966	12	7,704-	19-
1967	18,882	13,138	70	2,778	15	10,360-	55-
1968	28,653	12,161	42	195-	1-	12,356-	43-
1969	65,095	14,890	23	1,630-	3-	16,520-	25-
1970	106,973	21,558	20	1,376	1	20,182-	19-
1971	5,981	21,336	357	13,039-	218-	34,375-	575-
1972	37,836	33,386	88	7,837	21	25,549-	68-
1973	69,715	13,447	19	14,878	21	1,431	2
1974	44,770	10,676	24	24,418	55	13,742	31
1975	62,981	8,902	14	15,106	24	6,204	10
1976	61,895	8,381	14	21	0	8,360-	14-
1977	86,290	15,415	18	5,003	6	10,412-	12-
1978	111,654	15,521	14	1,161-	1-	16,682-	15-
1979	91,976	21,674	24	31,233	34	9,559	10
1980	98,367	57,929	59	6,416-	7-	64,345-	65-
1981	88,756	27,473	31	26,689	30	784-	1-
1982	98,887	46,972	48	13,066	13	33,906-	34-
1983	104,047	47,371	46	518-	0	47,889-	46-
1984	228,009	65,585	29	14,385-	6-	79,970-	35-
1985	179,344	56,372	31	4,791-	3-	61,163-	34-
1986	132,646	72,116	54	10,858	8	61,258-	46-
1987	119,155	79,422	67	2,780	2	76,642-	64-
1988	160,832	190,865	119	18,240	11	172,625-	107-
1989	161,797	80,587	50	77,451-	48-	158,038-	98-
1990	231,837	71,705	31	14,097	6	57,608-	25-
1991	146,534	90,544	62	32,784-	22-	123,328-	84-
1992	176,085	74,423	42	5,984	3	68,439-	39-
1993	144,161	138,809	96	1,412	1	137,397-	95-
1994	151,730	114,728	76	9,850-	6-	124,578-	82-
1995	112,973	206,180	183	33,562-	30-	239,742-	212-
1996	259,308	216,250	83	10,081-	4-	226,331-	87-
1997	146,760	244,456	167	14,273-	10-	258,729-	176-
1998	65,272	200,753	308	29,927-	46-	230,680-	353-
1999	85,886	249,883	291	2,266	3	247,617-	288-
2000	64,871	220,772	340	4,179-	6-	224,951-	347-
2001	739,787	244,872	33	5,179	1	239,693-	32-
2002	55,403	223,322	403	22,495-	41-	245,817-	444-
2003	87,068	251,641	289	14,042-	16-	265,684-	305-

Schedule JJS-D2

AMEREN MISSOURI

ACCOUNT 369.2 UNDERGROUND SERVICES

SUMMARY OF BOOK SALVAGE

YEAR	REGULAR RETIREMENTS	COST OF REMOVAL		GROSS SALVAGE		NET SALVAGE	
		AMOUNT	PCT	AMOUNT	PCT	AMOUNT	PCT
2004	101,569	220,695	217	11,718-	12-	232,412-	229-
2005	90,034	166,645	185	15,317-	17-	181,963-	202-
2006	219,270	165,840	76	55,085-	25-	220,925-	101-
2007	132,090	130,241	99	21,978-	17-	152,219-	115-
2008	144,334	212,152	147	56,621-	39-	268,773-	186-
2009	154,908	247,573	160	2,793-	2-	250,366-	162-
2010	200,032	268,465	134	34,576	17	233,889-	117-
2011	145,936	245,718	168	68,408	47	177,310-	121-
2012	124,850	274,468	220	43,612-	35-	318,080-	255-
2013	118,501	232,447	196	41,685-	35-	274,132-	231-
2014	267,277	216,702	81	59,396	22	157,306-	59-
2015	182,135	240,253	132	83,894-	46-	324,148-	178-
2016	175,869	137,212	78	75,384-	43-	212,595-	121-
2017	121,778	84,317	69	55,291-	45-	139,607-	115-
2018	185,367	147,965	80	15,404-	8-	163,369-	88-
TOTAL	7,295,019	6,574,067	90	372,817-	5-	6,946,884-	95-

THREE-YEAR MOVING AVERAGES

61-63	49,671	20,073	40	8,451	17	11,622-	23-
62-64	54,438	12,485	23	391	1	12,093-	22-
63-65	57,907	13,482	23	630	1	12,852-	22-
64-66	49,947	13,213	26	1,930	4	11,283-	23-
65-67	36,690	13,577	37	2,845	8	10,732-	29-
66-68	29,369	12,656	43	2,516	9	10,140-	35-
67-69	37,543	13,396	36	318	1	13,079-	35-
68-70	66,907	16,203	24	150-	0	16,353-	24-
69-71	59,350	19,261	32	4,431-	7-	23,692-	40-
70-72	50,263	25,427	51	1,275-	3-	26,702-	53-
71-73	37,844	22,723	60	3,225	9	19,498-	52-
72-74	50,774	19,170	38	15,711	31	3,459-	7-
73-75	59,155	11,008	19	18,134	31	7,126	12
74-76	56,549	9,320	16	13,182	23	3,862	7
75-77	70,389	10,899	15	6,710	10	4,189-	6-
76-78	86,613	13,106	15	1,288	1	11,818-	14-
77-79	96,640	17,537	18	11,692	12	5,845-	6-
78-80	100,666	31,708	31	7,885	8	23,823-	24-
79-81	93,033	35,692	38	17,169	18	18,523-	20-
80-82	95,337	44,125	46	11,113	12	33,012-	35-
81-83	97,230	40,605	42	13,079	13	27,526-	28-
82-84	143,648	53,309	37	612-	0	53,922-	38-
83-85	170,467	56,443	33	6,565-	4-	63,007-	37-

Schedule JJS-D2

AMEREN MISSOURI

ACCOUNT 369.2 UNDERGROUND SERVICES

SUMMARY OF BOOK SALVAGE

YEAR	REGULAR RETIREMENTS	COST OF REMOVAL AMOUNT	PCT	GROSS SALVAGE AMOUNT	PCT	NET SALVAGE AMOUNT	PCT
THREE-YEAR MOVING AVERAGES							
84-86	180,000	64,691	36	2,773-	2-	67,464-	37-
85-87	143,715	69,303	48	2,949	2	66,354-	46-
86-88	137,544	114,134	83	10,626	8	103,508-	75-
87-89	147,261	116,958	79	18,810-	13-	135,768-	92-
88-90	184,822	114,386	62	15,038-	8-	129,424-	70-
89-91	180,056	80,945	45	32,046-	18-	112,991-	63-
90-92	184,819	78,891	43	4,234-	2-	83,125-	45-
91-93	155,593	101,259	65	8,463-	5-	109,721-	71-
92-94	157,325	109,320	69	818-	1-	110,138-	70-
93-95	136,288	153,239	112	14,000-	10-	167,239-	123-
94-96	174,670	179,053	103	17,831-	10-	196,884-	113-
95-97	173,014	222,295	128	19,305-	11-	241,601-	140-
96-98	157,113	220,486	140	18,094-	12-	238,580-	152-
97-99	99,306	231,697	233	13,978-	14-	245,675-	247-
98-00	72,010	223,803	311	10,613-	15-	234,416-	326-
99-01	296,848	238,509	80	1,089	0	237,420-	80-
00-02	286,687	229,655	80	7,165-	2-	236,820-	83-
01-03	294,086	239,945	82	10,453-	4-	250,398-	85-
02-04	81,347	231,886	285	16,085-	20-	247,971-	305-
03-05	92,890	212,994	229	13,692-	15-	226,686-	244-
04-06	136,958	184,393	135	27,373-	20-	211,767-	155-
05-07	147,132	154,242	105	30,794-	21-	185,036-	126-
06-08	165,231	169,411	103	44,561-	27-	213,973-	129-
07-09	143,778	196,655	137	27,131-	19-	223,786-	156-
08-10	166,425	242,730	146	8,279-	5-	251,009-	151-
09-11	166,959	253,919	152	33,397	20	220,521-	132-
10-12	156,939	262,884	168	19,791	13	243,093-	155-
11-13	129,762	250,878	193	5,630-	4-	256,507-	198-
12-14	170,209	241,205	142	8,634-	5-	249,839-	147-
13-15	189,304	229,801	121	22,061-	12-	251,862-	133-
14-16	208,427	198,056	95	33,294-	16-	231,350-	111-
15-17	159,927	153,927	96	71,523-	45-	225,450-	141-
16-18	161,004	123,165	76	48,693-	30-	171,857-	107-
FIVE-YEAR AVERAGE							
14-18	186,485	165,290	89	34,115-	18-	199,405-	107-

Schedule JJS-D2

AMEREN MISSOURI

ACCOUNT 370 METERS

SUMMARY OF BOOK SALVAGE

YEAR	REGULAR RETIREMENTS	COST OF REMOVAL		GROSS SALVAGE		NET SALVAGE	
		AMOUNT	PCT	AMOUNT	PCT	AMOUNT	PCT
1961	405,043	30,645	8	56,176	14	25,531	6
1962	303,669	27,207	9	14,281	5	12,926-	4-
1963	261,716	29,115	11	34,902	13	5,787	2
1964	205,143	30,270	15	13,573	7	16,697-	8-
1965	201,288	32,408	16	18,016	9	14,392-	7-
1966	243,890	35,909	15	22,386	9	13,523-	6-
1967	230,804	19,822	9	10,825	5	8,997-	4-
1968	251,003	5,953	2	7,421	3	1,468	1
1969	302,875	5,894	2	22,510	7	16,616	5
1970	223,372	4,789	2	4,426	2	363-	0
1971	294,347	4,633	2	6,679	2	2,046	1
1972	325,632	4,790	1	9,545	3	4,755	1
1973	355,507	6,582	2	21,436	6	14,854	4
1974	471,246	5,554	1	14,506	3	8,952	2
1975	971,070	27,279	3	6,651	1	20,628-	2-
1976	371,145	2,479	1	1,364	0	1,115-	0
1977	413,345	3,100	1	1,772	0	1,328-	0
1978	651,735	3,546	1	4,728	1	1,182	0
1979	639,405	2,156	0	14,404	2	12,248	2
1980	588,221	2,425	0	11,645	2	9,220	2
1981	428,114	2,042	0	15,584	4	13,542	3
1982	412,334	2,298	1	928	0	1,370-	0
1983	619,948	653	0	930-	0	1,583-	0
1984	78,520-	7,638	10-	223	0	7,415-	9
1985	8,205	9,928	121	23,947	292	14,019	171
1986	122,600-	11,957	10-	3,263	3-	8,694-	7
1987	110,171-	7,494	7-	12,381	11-	4,887	4-
1988	24,971-	7,764	31-	24,279	97-	16,515	66-
1989	199,998	23,859	12	24,436	12	577	0
1990	749,939	7,754	1	8,713	1	959	0
1991	1,095,487	7,736	1	36,871-	3-	44,607-	4-
1992	796,127	4,199	1	12,065	2	7,866	1
1993	1,006,179	3,120	0	20,123	2	17,003	2
1994	532,120	8,103	2	28,367	5	20,264	4
1995	1,040,347	6,903	1	14,987	1	8,084	1
1996	1,633,144		0	18,827	1	18,827	1
1997	6,295,427		0	32,555	1	32,555	1
1998	10,635,207		0	3,648,668	34	3,648,668	34
1999	15,464,588		0	1,321,419	9	1,321,419	9
2000	4,363,686		0	310,751	7	310,751	7
2001	5,509,768		0	218,725	4	218,725	4
2002	6,029,175		0	67,059	1	67,059	1
2003	2,780,717		0	25,339	1	25,339	1

Schedule JJS-D2

AMEREN MISSOURI

ACCOUNT 370 METERS

SUMMARY OF BOOK SALVAGE

YEAR	REGULAR RETIREMENTS	COST OF REMOVAL		GROSS SALVAGE		NET SALVAGE	
		AMOUNT	PCT	AMOUNT	PCT	AMOUNT	PCT
2004	146,150		0	1,227	1	1,227	1
2005	3,843,960		0	182	0	182	0
2006	1,703,822		0	394	0	394	0
2007	3,292,148		0	570	0	570	0
2008	2,065,484		0	8,372	0	8,372	0
2009	1,976,171		0	5,876	0	5,876	0
2010	3,087,204		0	6,751	0	6,751	0
2011	4,254,955	103,767-	2-	17,759	0	121,526	3
2012	4,082,425	17,559-	0	36,893	1	54,452	1
2013	3,234,868	123,392	4	15,894	0	107,498-	3-
2014	3,129,008	148,259	5	14,838	0	133,421-	4-
2015	2,704,459	104,350	4	18,845	1	85,505-	3-
2016	2,194,789	137,067	6	11,649	1	125,418-	6-
2017	873,448	172,350	20	9,445	1	162,904-	19-
2018	2,623,899	219,966	8	9,060	0	210,906-	8-
TOTAL	106,187,495	1,180,061	1	6,249,839	6	5,069,778	5

THREE-YEAR MOVING AVERAGES

61-63	323,476	28,989	9	35,120	11	6,131	2
62-64	256,843	28,864	11	20,919	8	7,945-	3-
63-65	222,716	30,598	14	22,164	10	8,434-	4-
64-66	216,774	32,862	15	17,992	8	14,871-	7-
65-67	225,327	29,380	13	17,076	8	12,304-	5-
66-68	241,899	20,561	8	13,544	6	7,017-	3-
67-69	261,561	10,556	4	13,585	5	3,029	1
68-70	259,083	5,545	2	11,452	4	5,907	2
69-71	273,531	5,105	2	11,205	4	6,100	2
70-72	281,117	4,737	2	6,883	2	2,146	1
71-73	325,162	5,335	2	12,553	4	7,218	2
72-74	384,128	5,642	1	15,162	4	9,520	2
73-75	599,274	13,138	2	14,198	2	1,059	0
74-76	604,487	11,771	2	7,507	1	4,264-	1-
75-77	585,187	10,953	2	3,262	1	7,690-	1-
76-78	478,742	3,042	1	2,621	1	420-	0
77-79	568,162	2,934	1	6,968	1	4,034	1
78-80	626,454	2,709	0	10,259	2	7,550	1
79-81	551,913	2,208	0	13,878	3	11,670	2
80-82	476,223	2,255	0	9,386	2	7,131	1
81-83	486,799	1,664	0	5,194	1	3,530	1
82-84	317,921	3,530	1	74	0	3,456-	1-
83-85	183,211	6,073	3	7,747	4	1,674	1

Schedule JJS-D2

AMEREN MISSOURI

ACCOUNT 370 METERS

SUMMARY OF BOOK SALVAGE

YEAR	REGULAR RETIREMENTS	COST OF REMOVAL AMOUNT	PCT	GROSS SALVAGE AMOUNT	PCT	NET SALVAGE AMOUNT	PCT
THREE-YEAR MOVING AVERAGES							
84-86	64,305-	9,841	15-	9,144	14-	697-	1
85-87	74,855-	9,793	13-	13,197	18-	3,404	5-
86-88	85,914-	9,072	11-	13,308	15-	4,236	5-
87-89	21,619	13,039	60	20,365	94	7,326	34
88-90	308,322	13,126	4	19,143	6	6,017	2
89-91	681,808	13,116	2	1,241-	0	14,357-	2-
90-92	880,518	6,563	1	5,364-	1-	11,927-	1-
91-93	965,931	5,018	1	1,561-	0	6,579-	1-
92-94	778,142	5,141	1	20,185	3	15,044	2
93-95	859,549	6,042	1	21,159	2	15,117	2
94-96	1,068,537	5,002	0	20,727	2	15,725	1
95-97	2,989,639	2,301	0	22,123	1	19,822	1
96-98	6,187,926		0	1,233,350	20	1,233,350	20
97-99	10,798,407		0	1,667,547	15	1,667,547	15
98-00	10,154,494		0	1,760,279	17	1,760,279	17
99-01	8,446,014		0	616,965	7	616,965	7
00-02	5,300,876		0	198,845	4	198,845	4
01-03	4,773,220		0	103,708	2	103,708	2
02-04	2,985,347		0	31,208	1	31,208	1
03-05	2,256,942		0	8,916	0	8,916	0
04-06	1,897,977		0	601	0	601	0
05-07	2,946,643		0	382	0	382	0
06-08	2,353,818		0	3,112	0	3,112	0
07-09	2,444,601		0	4,939	0	4,939	0
08-10	2,376,286		0	7,000	0	7,000	0
09-11	3,106,110	34,589-	1-	10,129	0	44,718	1
10-12	3,808,195	40,442-	1-	20,468	1	60,910	2
11-13	3,857,416	688	0	23,515	1	22,827	1
12-14	3,482,100	84,697	2	22,541	1	62,156-	2-
13-15	3,022,778	125,334	4	16,526	1	108,808-	4-
14-16	2,676,085	129,892	5	15,111	1	114,781-	4-
15-17	1,924,232	137,922	7	13,313	1	124,609-	6-
16-18	1,897,379	176,461	9	10,051	1	166,410-	9-
FIVE-YEAR AVERAGE							
14-18	2,305,121	156,398	7	12,767	1	143,631-	6-

AMEREN MISSOURI

ACCOUNT 371 INSTALLATIONS ON CUSTOMERS' PREMISES

SUMMARY OF BOOK SALVAGE

YEAR	REGULAR RETIREMENTS	COST OF REMOVAL		GROSS SALVAGE		NET SALVAGE	
		AMOUNT	PCT	AMOUNT	PCT	AMOUNT	PCT
1961	17,701	2,516	14		0	2,516-	14-
1962	60,936	2,131	3	643	1	1,488-	2-
1963	18,289	315	2		0	315-	2-
1964	104	582	560		0	582-	560-
1965	4,167	776	19		0	776-	19-
1966	11,215	929	8		0	929-	8-
1967	111,680	4,717	4		0	4,717-	4-
1968	11,376	303	3	1,282	11	979	9
1969	1,156	116	10		0	116-	10-
1970	14,524	1,411	10		0	1,411-	10-
1971	1,853	1,198	65		0	1,198-	65-
1972	28,240	1,572	6		0	1,572-	6-
1973	26,604	727	3		0	727-	3-
1974	22,680	2,028	9		0	2,028-	9-
1975	204	189	93		0	189-	93-
1976	1,407	480	34		0	480-	34-
1977	12,739	900	7		0	900-	7-
1978	12,233	3,797	31		0	3,797-	31-
1979	13,473	1,928	14		0	1,928-	14-
1980	880,732	1,273	0		0	1,273-	0
1981	5,870		0		0		0
1982	4,791	2,991	62		0	2,991-	62-
1983	8	668			0	668-	
1984	22,814	746-	3-		0	746	3
1985	648		0		0		0
1986	1,308	209	16		0	209-	16-
1987	5	630			0	630-	
1988							
1989	4,799		0	18	0	18	0
1990							
1991	15,374		0		0		0
1992							
1993	237,446		0		0		0
1994	20,929		0		0		0
1995	4,956		0		0		0
1996	17,606		0		0		0
1997							
1998				1,544		1,544	
1999	96,276		0		0		0
2000							
2001							
2002							
2003							

Schedule JJS-D2

AMEREN MISSOURI

ACCOUNT 371 INSTALLATIONS ON CUSTOMERS' PREMISES

SUMMARY OF BOOK SALVAGE

YEAR	REGULAR RETIREMENTS	COST OF REMOVAL		GROSS SALVAGE		NET SALVAGE	
		AMOUNT	PCT	AMOUNT	PCT	AMOUNT	PCT
2004							
2005							
2006							
2007	243		0		0		0
2008							
2009							
2010							
2011							
2012							
2013							
2014							
2015							
2016							
2017							
2018							
TOTAL	1,684,386	31,640	2	3,487	0	28,153-	2-

THREE-YEAR MOVING AVERAGES

61-63	32,309	1,654	5	214	1	1,440-	4-
62-64	26,443	1,009	4	214	1	795-	3-
63-65	7,520	558	7		0	558-	7-
64-66	5,162	762	15		0	762-	15-
65-67	42,354	2,141	5		0	2,141-	5-
66-68	44,757	1,983	4	427	1	1,556-	3-
67-69	41,404	1,712	4	427	1	1,285-	3-
68-70	9,019	610	7	427	5	183-	2-
69-71	5,844	908	16		0	908-	16-
70-72	14,872	1,394	9		0	1,394-	9-
71-73	18,899	1,166	6		0	1,166-	6-
72-74	25,841	1,442	6		0	1,442-	6-
73-75	16,496	981	6		0	981-	6-
74-76	8,097	899	11		0	899-	11-
75-77	4,783	523	11		0	523-	11-
76-78	8,793	1,726	20		0	1,726-	20-
77-79	12,815	2,208	17		0	2,208-	17-
78-80	302,146	2,333	1		0	2,333-	1-
79-81	300,025	1,067	0		0	1,067-	0
80-82	297,131	1,421	0		0	1,421-	0
81-83	3,556	1,220	34		0	1,220-	34-
82-84	9,204	971	11		0	971-	11-
83-85	7,823	26-	0		0	26	0

Schedule JJS-D2

AMEREN MISSOURI

ACCOUNT 371 INSTALLATIONS ON CUSTOMERS' PREMISES

SUMMARY OF BOOK SALVAGE

YEAR	REGULAR RETIREMENTS	COST OF REMOVAL		GROSS SALVAGE		NET SALVAGE	
		AMOUNT	PCT	AMOUNT	PCT	AMOUNT	PCT
THREE-YEAR MOVING AVERAGES							
84-86	8,257	179-	2-		0	179	2
85-87	654	280	43		0	280-	43-
86-88	438	280	64		0	280-	64-
87-89	1,601	210	13	6	0	204-	13-
88-90	1,600		0	6	0	6	0
89-91	6,724		0	6	0	6	0
90-92	5,125		0		0		0
91-93	84,273		0		0		0
92-94	86,125		0		0		0
93-95	87,777		0		0		0
94-96	14,497		0		0		0
95-97	7,521		0		0		0
96-98	5,869		0	515	9	515	9
97-99	32,092		0	515	2	515	2
98-00	32,092		0	515	2	515	2
99-01	32,092		0		0		0
00-02							
01-03							
02-04							
03-05							
04-06							
05-07	81		0		0		0
06-08	81		0		0		0
07-09	81		0		0		0
08-10							
09-11							
10-12							
11-13							
12-14							
13-15							
14-16							
15-17							
16-18							

FIVE-YEAR AVERAGE

14-18

AMEREN MISSOURI

ACCOUNT 373 STREET LIGHTING AND SIGNAL SYSTEMS

SUMMARY OF BOOK SALVAGE

YEAR	REGULAR RETIREMENTS	COST OF REMOVAL		GROSS SALVAGE		NET SALVAGE	
		AMOUNT	PCT	AMOUNT	PCT	AMOUNT	PCT
1961	122,859	40,919	33	49,131	40	8,212	7
1962	124,379	53,498	43	57,656	46	4,158	3
1963	168,045	55,490	33	87,582	52	32,092	19
1964	182,698	72,109	39	70,797	39	1,312-	1-
1965	171,437	66,368	39	69,163	40	2,795	2
1966	441,787	111,052	25	57,745	13	53,307-	12-
1967	783,308	116,017	15	41,504	5	74,513-	10-
1968	547,700	94,218	17	42,728	8	51,490-	9-
1969	657,393	91,845	14	52,699	8	39,146-	6-
1970	661,901	107,702	16	25,313	4	82,389-	12-
1971	530,715	111,734	21	35,716	7	76,018-	14-
1972	668,900	178,862	27	37,090	6	141,772-	21-
1973	999,490	264,236	26	82,978	8	181,258-	18-
1974	655,213	248,388	38	90,168	14	158,220-	24-
1975	522,891	181,583	35	93,079	18	88,504-	17-
1976	757,315	241,039	32	162,304	21	78,735-	10-
1977	691,902	194,303	28	141,456	20	52,847-	8-
1978	690,057	245,209	36	126,149	18	119,060-	17-
1979	730,671	392,609	54	104,001	14	288,608-	39-
1980	660,852	420,487	64	60,440	9	360,047-	54-
1981	747,901	533,969	71	93,148	12	440,821-	59-
1982	987,981	550,462	56	90,574	9	459,888-	47-
1983	627,741	557,083	89	66,821	11	490,262-	78-
1984	607,615	560,946	92	39,148	6	521,798-	86-
1985	674,456	580,650	86	106,461	16	474,189-	70-
1986	741,847	590,834	80	381,945	51	208,889-	28-
1987	544,843	485,256	89	169,940	31	315,316-	58-
1988	507,642	505,963	100	164,026	32	341,937-	67-
1989	623,076	641,584	103	38,775	6	602,809-	97-
1990	706,825	714,775	101	214,715	30	500,060-	71-
1991	729,819	799,803	110	118,918	16	680,885-	93-
1992	809,733	682,311	84	149,274	18	533,037-	66-
1993	893,760	852,246	95	99,180	11	753,066-	84-
1994	889,270	781,718	88	165,224	19	616,494-	69-
1995	513,342	603,277	118	153,255	30	450,022-	88-
1996	1,075,279	396,918	37	147,657	14	249,261-	23-
1997	654,698	408,575	62	173,816	27	234,759-	36-
1998	644,601	472,406	73	111,513	17	360,893-	56-
1999	672,946	409,559	61	57,010	8	352,549-	52-
2000	596,506	370,321	62	14,825	2	355,496-	60-
2001	693,584	372,282	54	23,745-	3-	396,027-	57-
2002	676,025	431,113	64	15,694-	2-	446,808-	66-
2003	567,726	399,708	70	12,662	2	387,046-	68-

Schedule JJS-D2

AMEREN MISSOURI

ACCOUNT 373 STREET LIGHTING AND SIGNAL SYSTEMS

SUMMARY OF BOOK SALVAGE

YEAR	REGULAR RETIREMENTS	COST OF REMOVAL		GROSS SALVAGE		NET SALVAGE	
		AMOUNT	PCT	AMOUNT	PCT	AMOUNT	PCT
2004	522,493	333,169	64	4,022	1	329,146-	63-
2005	646,085	215,688	33	18,598-	3-	234,286-	36-
2006	905,057	280,472	31	19,532	2	260,940-	29-
2007	1,286,409	495,523	39	40,608	3	454,915-	35-
2008	889,284	361,428	41	9,145	1	352,282-	40-
2009	1,110,835	342,914	31	23,473	2	319,442-	29-
2010	1,295,648	410,500	32	11,288	1	399,211-	31-
2011	1,029,994	239,680	23	7,997-	1-	247,677-	24-
2012	873,124	264,212	30	51,102	6	213,109-	24-
2013	868,578	313,360	36	18,795	2	294,565-	34-
2014	1,042,883	352,076	34	19,375	2	332,702-	32-
2015	1,005,010	538,621	54	19,782	2	518,839-	52-
2016	1,413,207	550,195	39	25,155	2	525,040-	37-
2017	1,546,555	460,339	30	30,117	2	430,222-	28-
2018	4,514,002	412,605	9	24,330	1	388,275-	9-
TOTAL	45,905,890	21,560,210	47	4,287,277	9	17,272,933-	38-

THREE-YEAR MOVING AVERAGES

61-63	138,428	49,969	36	64,790	47	14,821	11
62-64	158,374	60,366	38	72,012	45	11,646	7
63-65	174,060	64,656	37	75,847	44	11,192	6
64-66	265,307	83,176	31	65,902	25	17,275-	7-
65-67	465,511	97,812	21	56,137	12	41,675-	9-
66-68	590,932	107,096	18	47,326	8	59,770-	10-
67-69	662,800	100,693	15	45,644	7	55,050-	8-
68-70	622,331	97,922	16	40,247	6	57,675-	9-
69-71	616,670	103,760	17	37,909	6	65,851-	11-
70-72	620,505	132,766	21	32,706	5	100,060-	16-
71-73	733,035	184,944	25	51,928	7	133,016-	18-
72-74	774,534	230,495	30	70,079	9	160,417-	21-
73-75	725,865	231,402	32	88,742	12	142,661-	20-
74-76	645,140	223,670	35	115,184	18	108,486-	17-
75-77	657,369	205,642	31	132,280	20	73,362-	11-
76-78	713,091	226,850	32	143,303	20	83,547-	12-
77-79	704,210	277,374	39	123,869	18	153,505-	22-
78-80	693,860	352,768	51	96,863	14	255,905-	37-
79-81	713,141	449,022	63	85,863	12	363,159-	51-
80-82	798,911	501,639	63	81,387	10	420,252-	53-
81-83	787,874	547,171	69	83,514	11	463,657-	59-
82-84	741,112	556,164	75	65,514	9	490,649-	66-
83-85	636,604	566,226	89	70,810	11	495,416-	78-

Schedule JJS-D2

AMEREN MISSOURI

ACCOUNT 373 STREET LIGHTING AND SIGNAL SYSTEMS

SUMMARY OF BOOK SALVAGE

YEAR	REGULAR RETIREMENTS	COST OF REMOVAL AMOUNT	PCT	GROSS SALVAGE AMOUNT	PCT	NET SALVAGE AMOUNT	PCT
THREE-YEAR MOVING AVERAGES							
84-86	674,639	577,477	86	175,851	26	401,625-	60-
85-87	653,715	552,247	84	219,449	34	332,798-	51-
86-88	598,111	527,351	88	238,637	40	288,714-	48-
87-89	558,520	544,268	97	124,247	22	420,021-	75-
88-90	612,514	620,774	101	139,172	23	481,602-	79-
89-91	686,573	718,721	105	124,136	18	594,585-	87-
90-92	748,792	732,296	98	160,969	21	571,327-	76-
91-93	811,104	778,120	96	122,457	15	655,663-	81-
92-94	864,254	772,092	89	137,893	16	634,199-	73-
93-95	765,457	745,747	97	139,220	18	606,527-	79-
94-96	825,964	593,971	72	155,379	19	438,592-	53-
95-97	747,773	469,590	63	158,243	21	311,347-	42-
96-98	791,526	425,966	54	144,329	18	281,638-	36-
97-99	657,415	430,180	65	114,113	17	316,067-	48-
98-00	638,018	417,429	65	61,116	10	356,313-	56-
99-01	654,345	384,054	59	16,030	2	368,024-	56-
00-02	655,371	391,239	60	8,205-	1-	399,444-	61-
01-03	645,778	401,034	62	8,926-	1-	409,960-	63-
02-04	588,748	387,997	66	330	0	387,667-	66-
03-05	578,768	316,188	55	638-	0	316,826-	55-
04-06	691,211	276,443	40	1,652	0	274,791-	40-
05-07	945,850	330,561	35	13,847	1	316,714-	33-
06-08	1,026,917	379,141	37	23,095	2	356,046-	35-
07-09	1,095,509	399,955	37	24,409	2	375,546-	34-
08-10	1,098,589	371,614	34	14,636	1	356,978-	32-
09-11	1,145,492	331,031	29	8,921	1	322,110-	28-
10-12	1,066,255	304,797	29	18,131	2	286,666-	27-
11-13	923,898	272,417	29	20,633	2	251,784-	27-
12-14	928,195	309,883	33	29,757	3	280,125-	30-
13-15	972,157	401,353	41	19,317	2	382,035-	39-
14-16	1,153,700	480,298	42	21,437	2	458,860-	40-
15-17	1,321,590	516,385	39	25,018	2	491,367-	37-
16-18	2,491,254	474,380	19	26,534	1	447,846-	18-
FIVE-YEAR AVERAGE							
14-18	1,904,331	462,767	24	23,752	1	439,016-	23-

Schedule JJS-D2

AMEREN MISSOURI

ACCOUNT 390 STRUCTURES AND IMPROVEMENTS

SUMMARY OF BOOK SALVAGE

YEAR	REGULAR RETIREMENTS	COST OF REMOVAL		GROSS SALVAGE		NET SALVAGE	
		AMOUNT	PCT	AMOUNT	PCT	AMOUNT	PCT
1961	9,492	754	8	438	5	316-	3-
1962	42,328	8,077	19	42,100	99	34,023	80
1963	113,931	8,857	8	3,804	3	5,053-	4-
1964	97,716	23,377	24	1,045	1	22,332-	23-
1965	631,039	45,437	7	65,467	10	20,030	3
1966	2,796,183	19,000	1	1,411	0	17,589-	1-
1967	93,485	10,107	11	735	1	9,372-	10-
1968	41,540	4,907	12	415	1	4,492-	11-
1969	17,894	1,005	6	463	3	542-	3-
1970	62,827	4,389	7	10,273-	16-	14,662-	23-
1971	21,241	2,967	14	1,600	8	1,367-	6-
1972	73,821	8,974	12		0	8,974-	12-
1973	16,176		0		0		0
1974	276,660	1,838	1	41,922	15	40,084	14
1975	23,324	371	2	12,940	55	12,569	54
1976	59,493	90	0	13,662	23	13,572	23
1977	48,628	16,655	34	240	0	16,415-	34-
1978	55,409	3,058	6	509,500	920	506,442	914
1979	323,081	86,139	27	142,518-	44-	228,657-	71-
1980	49,297	2,624	5	50	0	2,574-	5-
1981	71,094	20,098	28	8,419	12	11,679-	16-
1982	232,218	20,851	9	13,385	6	7,466-	3-
1983	136,148	67,358	49	5,015	4	62,343-	46-
1984	407,316	51,031	13	645	0	50,386-	12-
1985	205,880	10,898	5	17,762	9	6,864	3
1986	179,686	9,118	5	6,685	4	2,433-	1-
1987	1,281,264	238,182	19		0	238,182-	19-
1988	254,006	650,156	256	166,699	66	483,457-	190-
1989	2,775,826	143,756	5		0	143,756-	5-
1990	1,047,446	1,495,642	143	226,261	22	1,269,381-	121-
1991	3,538,288	567,501	16	164,913	5	402,588-	11-
1992	532,098	338,359	64	379,688	71	41,329	8
1993	664,260	147,770	22	80,183	12	67,587-	10-
1994	687,881	156,927	23	135,525	20	21,402-	3-
1995	727,020	161,953	22	328,629	45	166,676	23
1996	334,026	139,940	42	107,587	32	32,353-	10-
1997	141,902	521,174	367	37,781	27	483,393-	341-
1998	1,085,862	78,100	7	267,895	25	189,795	17
1999	2,586,008	148,306	6	86,530	3	61,776-	2-
2000	301,836	17,936	6		0	17,936-	6-
2001	178,109	5,100	3		0	5,100-	3-
2002	1,238,345	23,899	2	50,521	4	26,622	2
2003	619,744	121,378	20	45,050	7	76,328-	12-

Schedule JJS-D2

AMEREN MISSOURI

ACCOUNT 390 STRUCTURES AND IMPROVEMENTS

SUMMARY OF BOOK SALVAGE

YEAR	REGULAR RETIREMENTS	COST OF REMOVAL		GROSS SALVAGE		NET SALVAGE	
		AMOUNT	PCT	AMOUNT	PCT	AMOUNT	PCT
2004	1,087,076	232,452	21	200-	0	232,652-	21-
2005	792,830	149,507	19		0	149,507-	19-
2006	882,836	258,585	29	23,479	3	235,106-	27-
2007	1,121,171	172,221	15		0	172,221-	15-
2008	1,177,565	258,219	22	101-	0	258,320-	22-
2009	897,940	571,616	64	6,689	1	564,927-	63-
2010	951,579	1,494,298	157		0	1,494,298-	157-
2011	1,829,422	720,141	39		0	720,141-	39-
2012	1,826,344	332,281	18		0	332,281-	18-
2013	1,354,603	768,331	57		0	768,331-	57-
2014	2,777,449	1,141,194	41		0	1,141,194-	41-
2015	1,678,942	369,076	22	13,760	1	355,316-	21-
2016	3,343,335	442,860	13		0	442,860-	13-
2017	866,656	1,617,803	187	326,947	38	1,290,856-	149-
2018	5,179,270	711,882	14		0	711,882-	14-
TOTAL	49,846,848	14,624,525	29	3,042,748	6	11,581,776-	23-

THREE-YEAR MOVING AVERAGES

61-63	55,250	5,896	11	15,447	28	9,551	17
62-64	84,658	13,437	16	15,650	18	2,213	3
63-65	280,895	25,890	9	23,439	8	2,452-	1-
64-66	1,174,979	29,271	2	22,641	2	6,630-	1-
65-67	1,173,569	24,848	2	22,538	2	2,310-	0
66-68	977,069	11,338	1	854	0	10,484-	1-
67-69	50,973	5,340	10	538	1	4,802-	9-
68-70	40,754	3,434	8	3,132-	8-	6,565-	16-
69-71	33,987	2,787	8	2,737-	8-	5,524-	16-
70-72	52,630	5,443	10	2,891-	5-	8,334-	16-
71-73	37,079	3,980	11	533	1	3,447-	9-
72-74	122,219	3,604	3	13,974	11	10,370	8
73-75	105,387	736	1	18,287	17	17,551	17
74-76	119,826	766	1	22,841	19	22,075	18
75-77	43,815	5,705	13	8,947	20	3,242	7
76-78	54,510	6,601	12	174,467	320	167,866	308
77-79	142,373	35,284	25	122,407	86	87,123	61
78-80	142,596	30,607	21	122,344	86	91,737	64
79-81	147,824	36,287	25	44,683-	30-	80,970-	55-
80-82	117,536	14,524	12	7,285	6	7,240-	6-
81-83	146,487	36,102	25	8,940	6	27,163-	19-
82-84	258,561	46,413	18	6,348	2	40,065-	15-
83-85	249,781	43,096	17	7,807	3	35,288-	14-

Schedule JJS-D2

AMEREN MISSOURI

ACCOUNT 390 STRUCTURES AND IMPROVEMENTS

SUMMARY OF BOOK SALVAGE

YEAR	REGULAR RETIREMENTS	COST OF REMOVAL AMOUNT	PCT	GROSS SALVAGE AMOUNT	PCT	NET SALVAGE AMOUNT	PCT
THREE-YEAR MOVING AVERAGES							
84-86	264,294	23,682	9	8,364	3	15,318-	6-
85-87	555,610	86,066	15	8,149	1	77,917-	14-
86-88	571,652	299,152	52	57,795	10	241,357-	42-
87-89	1,437,032	344,031	24	55,566	4	288,465-	20-
88-90	1,359,093	763,185	56	130,987	10	632,198-	47-
89-91	2,453,853	735,633	30	130,391	5	605,242-	25-
90-92	1,705,944	800,501	47	256,954	15	543,547-	32-
91-93	1,578,215	351,210	22	208,261	13	142,949-	9-
92-94	628,080	214,352	34	198,465	32	15,887-	3-
93-95	693,054	155,550	22	181,446	26	25,896	4
94-96	582,976	152,940	26	190,580	33	37,640	6
95-97	400,983	274,356	68	157,999	39	116,357-	29-
96-98	520,597	246,405	47	137,754	26	108,650-	21-
97-99	1,271,257	249,193	20	130,735	10	118,458-	9-
98-00	1,324,569	81,447	6	118,142	9	36,694	3
99-01	1,021,984	57,114	6	28,843	3	28,271-	3-
00-02	572,763	15,645	3	16,840	3	1,195	0
01-03	678,733	50,126	7	31,857	5	18,268-	3-
02-04	981,722	125,910	13	31,790	3	94,119-	10-
03-05	833,217	167,779	20	14,950	2	152,829-	18-
04-06	920,914	213,515	23	7,760	1	205,755-	22-
05-07	932,279	193,438	21	7,826	1	185,611-	20-
06-08	1,060,524	229,675	22	7,793	1	221,883-	21-
07-09	1,065,559	334,019	31	2,196	0	331,823-	31-
08-10	1,009,028	774,711	77	2,196	0	772,515-	77-
09-11	1,226,314	928,685	76	2,230	0	926,455-	76-
10-12	1,535,782	848,907	55		0	848,907-	55-
11-13	1,670,123	606,918	36		0	606,918-	36-
12-14	1,986,132	747,269	38		0	747,269-	38-
13-15	1,936,998	759,533	39	4,587	0	754,947-	39-
14-16	2,599,909	651,043	25	4,587	0	646,457-	25-
15-17	1,962,978	809,913	41	113,569	6	696,344-	35-
16-18	3,129,754	924,182	30	108,982	3	815,199-	26-
FIVE-YEAR AVERAGE							
14-18	2,769,130	856,563	31	68,141	2	788,422-	28-

AMEREN MISSOURI

ACCOUNT 392 TRANSPORTATION EQUIPMENT

SUMMARY OF BOOK SALVAGE

YEAR	REGULAR RETIREMENTS	COST OF REMOVAL		GROSS SALVAGE		NET SALVAGE	
		AMOUNT	PCT	AMOUNT	PCT	AMOUNT	PCT
1961	243,632	452	0	45,377	19	44,925	18
1962	283,232	823	0	36,755	13	35,932	13
1963	375,413	447	0	66,259	18	65,812	18
1964	403,951	310	0	59,318	15	59,008	15
1965	297,826	300	0	37,414	13	37,114	12
1966	736,449	441	0	90,931	12	90,490	12
1967	619,139	384	0	57,405	9	57,021	9
1968	338,337	178	0	50,675	15	50,497	15
1969	817,246	143	0	63,209	8	63,066	8
1970	574,265	47	0	53,073	9	53,026	9
1971	539,143		0	52,511	10	52,511	10
1972	503,572		0	57,491	11	57,491	11
1973	597,042		0	62,403	10	62,403	10
1974	595,091		0	55,229	9	55,229	9
1975	422,313		0	48,364	11	48,364	11
1976	508,211		0	78,218	15	78,218	15
1977	560,913		0	65,906	12	65,906	12
1978	646,081		0	94,600	15	94,600	15
1979	1,259,320		0	142,935	11	142,935	11
1980	563,852		0	68,698	12	68,698	12
1981	390,832		0	45,720	12	45,720	12
1982	1,366,135		0	137,347	10	137,347	10
1983	495,406		0	47,856	10	47,856	10
1984	481,913		0	82,569	17	82,569	17
1985	1,155,954		0	68,565	6	68,565	6
1986	2,326,625		0	323,561	14	323,561	14
1987	1,956,957		0	209,748	11	209,748	11
1988	2,770,830		0	319,462	12	319,462	12
1989	1,854,188		0	113,574	6	113,574	6
1990	3,804,231		0	212,352	6	212,352	6
1991	2,679,660		0	303,964	11	303,964	11
1992	2,514,862		0	242,419	10	242,419	10
1993	3,132,261		0	295,941	9	295,941	9
1994	3,636,485		0	394,556	11	394,556	11
1995	6,352,086		0	436,330	7	436,330	7
1996	3,216,426		0	537,493	17	537,493	17
1997	366,648		0	41,122	11	41,122	11
1998	4,613,294		0	653,398	14	653,398	14
1999	2,825,852		0	119,725	4	119,725	4
2000	824,497		0	133,372	16	133,372	16
2001	1,663,631		0	390,959	24	390,959	24
2002	7,392,869		0	33,100	0	33,100	0
2003	5,299,114		0	799,875	15	799,875	15

Schedule JJS-D2

AMEREN MISSOURI

ACCOUNT 392 TRANSPORTATION EQUIPMENT

SUMMARY OF BOOK SALVAGE

YEAR	REGULAR RETIREMENTS	COST OF REMOVAL		GROSS SALVAGE		NET SALVAGE	
		AMOUNT	PCT	AMOUNT	PCT	AMOUNT	PCT
2004	9,073,251		0	293,829	3	293,829	3
2005	2,465,107		0	277,393	11	277,393	11
2006	8,057,006		0	555,165	7	555,165	7
2007	6,023,768		0	477,470	8	477,470	8
2008	3,746,939		0	412,368	11	412,368	11
2009	10,090,807		0	651,323	6	651,323	6
2010	7,750,150		0	721,148	9	721,148	9
2011	7,517,176	2,920	0	862,345	11	859,425	11
2012	11,939,684		0	1,333,784	11	1,333,784	11
2013	7,909,466		0	1,250,399	16	1,250,399	16
2014	5,755,307		0	1,059,118	18	1,059,118	18
2015	16,077,479		0	3,036,039	19	3,036,039	19
2016	5,859,894		0	976,738	17	976,738	17
2017	5,667,350		0	1,141,610	20	1,141,610	20
2018	6,659,018		0	1,031,560	15	1,031,560	15
TOTAL	186,598,188	6,445	0	21,227,825	11	21,221,380	11

THREE-YEAR MOVING AVERAGES

61-63	300,759	574	0	49,464	16	48,890	16
62-64	354,199	527	0	54,111	15	53,584	15
63-65	359,063	352	0	54,330	15	53,978	15
64-66	479,409	350	0	62,554	13	62,204	13
65-67	551,138	375	0	61,917	11	61,542	11
66-68	564,642	334	0	66,337	12	66,003	12
67-69	591,574	235	0	57,096	10	56,861	10
68-70	576,616	123	0	55,652	10	55,530	10
69-71	643,551	63	0	56,264	9	56,201	9
70-72	538,993	16	0	54,358	10	54,343	10
71-73	546,586		0	57,468	11	57,468	11
72-74	565,235		0	58,374	10	58,374	10
73-75	538,149		0	55,332	10	55,332	10
74-76	508,538		0	60,604	12	60,604	12
75-77	497,146		0	64,163	13	64,163	13
76-78	571,735		0	79,575	14	79,575	14
77-79	822,105		0	101,147	12	101,147	12
78-80	823,084		0	102,078	12	102,078	12
79-81	738,001		0	85,784	12	85,784	12
80-82	773,606		0	83,922	11	83,922	11
81-83	750,791		0	76,974	10	76,974	10
82-84	781,151		0	89,257	11	89,257	11
83-85	711,091		0	66,330	9	66,330	9

Schedule JJS-D2

AMEREN MISSOURI

ACCOUNT 392 TRANSPORTATION EQUIPMENT

SUMMARY OF BOOK SALVAGE

YEAR	REGULAR RETIREMENTS	COST OF REMOVAL AMOUNT	PCT	GROSS SALVAGE AMOUNT	PCT	NET SALVAGE AMOUNT	PCT
THREE-YEAR MOVING AVERAGES							
84-86	1,321,497		0	158,232	12	158,232	12
85-87	1,813,179		0	200,625	11	200,625	11
86-88	2,351,471		0	284,257	12	284,257	12
87-89	2,193,992		0	214,261	10	214,261	10
88-90	2,809,750		0	215,129	8	215,129	8
89-91	2,779,360		0	209,963	8	209,963	8
90-92	2,999,584		0	252,912	8	252,912	8
91-93	2,775,594		0	280,775	10	280,775	10
92-94	3,094,536		0	310,972	10	310,972	10
93-95	4,373,611		0	375,609	9	375,609	9
94-96	4,401,666		0	456,126	10	456,126	10
95-97	3,311,720		0	310,900	9	310,900	9
96-98	2,732,123		0	383,256	14	383,256	14
97-99	2,601,931		0	244,000	9	244,000	9
98-00	2,754,548		0	302,165	11	302,165	11
99-01	1,771,327		0	214,685	12	214,685	12
00-02	3,293,666		0	185,810	6	185,810	6
01-03	4,785,205		0	407,978	9	407,978	9
02-04	7,255,078		0	375,601	5	375,601	5
03-05	5,612,491		0	457,032	8	457,032	8
04-06	6,531,788		0	375,462	6	375,462	6
05-07	5,515,294		0	436,676	8	436,676	8
06-08	5,942,571		0	481,668	8	481,668	8
07-09	6,620,505		0	513,720	8	513,720	8
08-10	7,195,965		0	594,946	8	594,946	8
09-11	8,452,711	973	0	744,939	9	743,965	9
10-12	9,069,003	973	0	972,426	11	971,452	11
11-13	9,122,109	973	0	1,148,843	13	1,147,869	13
12-14	8,534,819		0	1,214,434	14	1,214,434	14
13-15	9,914,084		0	1,781,852	18	1,781,852	18
14-16	9,230,894		0	1,690,632	18	1,690,632	18
15-17	9,201,575		0	1,718,129	19	1,718,129	19
16-18	6,062,088		0	1,049,970	17	1,049,970	17
FIVE-YEAR AVERAGE							
14-18	8,003,810		0	1,449,013	18	1,449,013	18

AMEREN MISSOURI

ACCOUNT 396 POWER OPERATED EQUIPMENT

SUMMARY OF BOOK SALVAGE

YEAR	REGULAR RETIREMENTS	COST OF REMOVAL		GROSS SALVAGE		NET SALVAGE	
		AMOUNT	PCT	AMOUNT	PCT	AMOUNT	PCT
1961	10,347		0	2,150	21	2,150	21
1962	42,159		0	3,798	9	3,798	9
1963	45,160		0	2,567	6	2,567	6
1964	98,907	25	0	13,419	14	13,394	14
1965	74,991		0	10,676	14	10,676	14
1966	102,173		0	10,551	10	10,551	10
1967	55,682	17	0	8,993	16	8,976	16
1968	61,193		0	5,970	10	5,970	10
1969	98,273		0	4,822	5	4,822	5
1970	45,282		0	8,201	18	8,201	18
1971	80,583		0	19,989	25	19,989	25
1972	61,944		0	3,447	6	3,447	6
1973	84,328		0	5,312	6	5,312	6
1974	217,794		0	42,607	20	42,607	20
1975	31,623		0	5,832	18	5,832	18
1976	117,887		0	44,852	38	44,852	38
1977	139,362		0	33,636	24	33,636	24
1978	260,661		0	57,510	22	57,510	22
1979	171,955		0	47,105	27	47,105	27
1980	135,581		0	21,265	16	21,265	16
1981	198,891		0	51,050	26	51,050	26
1982	255,498		0	27,707	11	27,707	11
1983	115,207		0	12,920	11	12,920	11
1984	42,904		0	17,400	41	17,400	41
1985	144,588		0		0		0
1986	487,723		0	113,078	23	113,078	23
1987	514,638		0	80,175	16	80,175	16
1988	797,779		0	111,062	14	111,062	14
1989	910,739		0	38,864	4	38,864	4
1990	979,652		0	142,288	15	142,288	15
1991	942,211		0	208,521	22	208,521	22
1992	1,075,304		0	118,941	11	118,941	11
1993	482,363		0	85,617	18	85,617	18
1994	531,897		0	157,096	30	157,096	30
1995	593,464		0	27,820	5	27,820	5
1996	452,407		0	81,252	18	81,252	18
1997	13,395		0	2,398	18	2,398	18
1998	137,261		0	15,013	11	15,013	11
1999	1,344,060		0	775,118	58	775,118	58
2000	223,304		0	66,649	30	66,649	30
2001	457,112		0	59,314	13	59,314	13
2002	208,244		0		0		0
2003	804,374		0	156,429	19	156,429	19

Schedule JJS-D2

AMEREN MISSOURI

ACCOUNT 396 POWER OPERATED EQUIPMENT

SUMMARY OF BOOK SALVAGE

YEAR	REGULAR RETIREMENTS	COST OF REMOVAL		GROSS SALVAGE		NET SALVAGE	
		AMOUNT	PCT	AMOUNT	PCT	AMOUNT	PCT
2004	1,294,855		0	58,768	5	58,768	5
2005	260,687		0	105,596	41	105,596	41
2006	921,077		0	77,083	8	77,083	8
2007	628,472		0	36,589	6	36,589	6
2008	643,342		0	62,873	10	62,873	10
2009	640,974		0	38,071	6	38,071	6
2010	533,219		0	29,560	6	29,560	6
2011	369,341		0	103,734	28	103,734	28
2012	1,026,291		0	145,224	14	145,224	14
2013	1,138,250		0	170,446	15	170,446	15
2014	1,011,178		0	156,572	15	156,572	15
2015	853,705		0	100,347	12	100,347	12
2016	128,919		0	89,774	70	89,774	70
2017	1,005,098		0	129,828	13	129,828	13
2018	862,163		0	111,945	13	111,945	13
TOTAL	24,966,471	42	0	4,113,028	16	4,112,986	16

THREE-YEAR MOVING AVERAGES

61-63	32,555		0	2,838	9	2,838	9
62-64	62,075	8	0	6,595	11	6,586	11
63-65	73,019	8	0	8,887	12	8,879	12
64-66	92,024	8	0	11,549	13	11,540	13
65-67	77,615	6	0	10,073	13	10,068	13
66-68	73,016	6	0	8,505	12	8,499	12
67-69	71,716	6	0	6,595	9	6,589	9
68-70	68,249		0	6,331	9	6,331	9
69-71	74,713		0	11,004	15	11,004	15
70-72	62,603		0	10,546	17	10,546	17
71-73	75,618		0	9,583	13	9,583	13
72-74	121,355		0	17,122	14	17,122	14
73-75	111,248		0	17,917	16	17,917	16
74-76	122,435		0	31,097	25	31,097	25
75-77	96,291		0	28,107	29	28,107	29
76-78	172,637		0	45,333	26	45,333	26
77-79	190,659		0	46,084	24	46,084	24
78-80	189,399		0	41,960	22	41,960	22
79-81	168,809		0	39,807	24	39,807	24
80-82	196,657		0	33,341	17	33,341	17
81-83	189,865		0	30,559	16	30,559	16
82-84	137,870		0	19,342	14	19,342	14
83-85	100,900		0	10,107	10	10,107	10

Schedule JJS-D2

AMEREN MISSOURI

ACCOUNT 396 POWER OPERATED EQUIPMENT

SUMMARY OF BOOK SALVAGE

YEAR	REGULAR RETIREMENTS	COST OF REMOVAL AMOUNT	PCT	GROSS SALVAGE AMOUNT	PCT	NET SALVAGE AMOUNT	PCT
THREE-YEAR MOVING AVERAGES							
84-86	225,072		0	43,493	19	43,493	19
85-87	382,316		0	64,418	17	64,418	17
86-88	600,047		0	101,438	17	101,438	17
87-89	741,052		0	76,700	10	76,700	10
88-90	896,057		0	97,405	11	97,405	11
89-91	944,201		0	129,891	14	129,891	14
90-92	999,056		0	156,583	16	156,583	16
91-93	833,293		0	137,693	17	137,693	17
92-94	696,521		0	120,551	17	120,551	17
93-95	535,908		0	90,178	17	90,178	17
94-96	525,923		0	88,723	17	88,723	17
95-97	353,089		0	35,558	10	35,558	10
96-98	201,021		0	31,289	16	31,289	16
97-99	498,239		0	262,578	53	262,578	53
98-00	568,208		0	285,593	50	285,593	50
99-01	674,825		0	300,360	45	300,360	45
00-02	296,220		0	41,988	14	41,988	14
01-03	489,910		0	71,914	15	71,914	15
02-04	769,158		0	71,732	9	71,732	9
03-05	786,639		0	106,931	14	106,931	14
04-06	825,540		0	80,482	10	80,482	10
05-07	603,412		0	73,089	12	73,089	12
06-08	730,964		0	58,848	8	58,848	8
07-09	637,596		0	45,844	7	45,844	7
08-10	605,845		0	43,501	7	43,501	7
09-11	514,511		0	57,122	11	57,122	11
10-12	642,950		0	92,839	14	92,839	14
11-13	844,627		0	139,801	17	139,801	17
12-14	1,058,573		0	157,414	15	157,414	15
13-15	1,001,045		0	142,455	14	142,455	14
14-16	664,601		0	115,564	17	115,564	17
15-17	662,574		0	106,650	16	106,650	16
16-18	665,393		0	110,516	17	110,516	17
FIVE-YEAR AVERAGE							
14-18	772,213		0	117,693	15	117,693	15

Schedule JJS-D2

**PART IX. DETAILED DEPRECIATION
CALCULATIONS**

AMEREN MISSOURI

ACCOUNT 311 STRUCTURES AND IMPROVEMENTS

CALCULATED REMAINING LIFE DEPRECIATION ACCRUAL
RELATED TO ORIGINAL COST AS OF DECEMBER 31, 2018

YEAR (1)	ORIGINAL COST (2)	CALCULATED ACCRUED (3)	ALLOC. BOOK RESERVE (4)	FUTURE BOOK ACCRUALS (5)	REM. LIFE (6)	ANNUAL ACCRUAL (7)
COMMON - ALL STEAM PLANTS						
INTERIM SURVIVOR CURVE.. IOWA 90-R1.5						
PROBABLE RETIREMENT YEAR.. 9-2042						
NET SALVAGE PERCENT.. -2						
2000	17,238.79	7,545	7,263	10,320	22.78	453
2001	1,923,733.24	815,651	785,186	1,177,022	22.80	51,624
2003	35,472.50	14,003	13,480	22,702	22.84	994
	1,976,444.53	837,199	805,929	1,210,044		53,071
MERAMEC						
INTERIM SURVIVOR CURVE.. IOWA 90-R1.5						
PROBABLE RETIREMENT YEAR.. 9-2022						
NET SALVAGE PERCENT.. 0						
1952	17,142.10	16,128	15,255	1,887	3.68	513
1953	40,066.08	37,668	35,630	4,437	3.68	1,206
1954	2,673.75	2,512	2,376	298	3.68	81
1955	8,253,231.71	7,745,988	7,326,806	926,425	3.69	251,064
1956	3,007.35	2,820	2,667	340	3.69	92
1957	22,288.76	20,885	19,755	2,534	3.69	687
1958	14,686.67	13,750	13,006	1,681	3.69	456
1959	5,133,797.06	4,801,846	4,541,989	591,808	3.69	160,382
1960	19,915.30	18,610	17,603	2,312	3.69	627
1961	4,434,619.61	4,139,230	3,915,232	519,388	3.70	140,375
1962	21,634.34	20,173	19,081	2,553	3.70	690
1963	10,539.05	9,817	9,286	1,253	3.70	339
1964	76,874.81	71,529	67,658	9,217	3.70	2,491
1965	76,695.67	71,282	67,425	9,271	3.70	2,506
1966	6,554.56	6,085	5,756	799	3.70	216
1967	10,402.43	9,645	9,123	1,279	3.70	346
1968	546.51	506	479	68	3.70	18
1970	4,779.70	4,413	4,174	606	3.71	163
1971	7,118.91	6,563	6,208	911	3.71	246
1972	2,219.50	2,043	1,932	287	3.71	77
1973	9,637.02	8,858	8,379	1,258	3.71	339
1974	908.81	834	789	120	3.71	32
1975	1,973.97	1,808	1,710	264	3.71	71
1976	27,573.77	25,214	23,850	3,724	3.71	1,004
1977	196,143.02	179,018	169,330	26,813	3.71	7,227
1978	20,205.14	18,404	17,408	2,797	3.71	754
1979	18,450.39	16,767	15,860	2,591	3.72	697
1980	51,323.66	46,539	44,020	7,303	3.72	1,963
1981	201,073.06	181,903	172,059	29,014	3.72	7,799

Schedule JJS-D2

AMEREN MISSOURI

ACCOUNT 311 STRUCTURES AND IMPROVEMENTS

CALCULATED REMAINING LIFE DEPRECIATION ACCRUAL
RELATED TO ORIGINAL COST AS OF DECEMBER 31, 2018

YEAR (1)	ORIGINAL COST (2)	CALCULATED ACCRUED (3)	ALLOC. BOOK RESERVE (4)	FUTURE BOOK ACCRUALS (5)	REM. LIFE (6)	ANNUAL ACCRUAL (7)
MERAMEC						
INTERIM SURVIVOR CURVE.. IOWA 90-R1.5						
PROBABLE RETIREMENT YEAR.. 9-2022						
NET SALVAGE PERCENT.. 0						
1982	106,752.56	96,343	91,129	15,623	3.72	4,200
1983	380,979.55	342,943	324,384	56,595	3.72	15,214
1984	25,211.13	22,633	21,408	3,803	3.72	1,022
1985	43,405.09	38,855	36,752	6,653	3.72	1,788
1986	116,321.33	103,811	98,193	18,128	3.72	4,873
1987	344,651.34	306,595	290,003	54,648	3.72	14,690
1988	54,209.03	48,059	45,458	8,751	3.72	2,352
1989	52,467.75	46,347	43,839	8,629	3.72	2,320
1990	323,880.20	284,989	269,567	54,314	3.72	14,601
1991	974,205.16	853,647	807,451	166,754	3.72	44,826
1992	545,971.71	476,273	450,499	95,473	3.72	25,665
1993	114,961.60	99,766	94,367	20,595	3.73	5,521
1994	1,112,664.70	960,641	908,655	204,010	3.73	54,694
1995	568,633.54	488,200	461,781	106,853	3.73	28,647
1996	846,915.72	722,741	683,629	163,287	3.73	43,777
1997	311,002.80	263,674	249,405	61,598	3.73	16,514
1998	64,792.92	54,539	51,588	13,205	3.73	3,540
1999	491,129.76	410,177	387,980	103,150	3.73	27,654
2000	651,232.22	539,240	510,059	141,174	3.73	37,848
2001	3,815,681.71	3,129,431	2,960,079	855,603	3.73	229,384
2002	2,561,258.44	2,078,512	1,966,031	595,227	3.73	159,578
2003	666,139.62	534,257	505,345	160,794	3.73	43,108
2004	2,441,786.13	1,932,405	1,827,831	613,955	3.73	164,599
2005	394,518.75	307,547	290,904	103,615	3.73	27,779
2006	2,314,797.49	1,773,806	1,677,815	636,983	3.73	170,773
2007	1,450,471.80	1,089,783	1,030,808	419,663	3.73	112,510
2008	966,068.82	709,230	670,849	295,219	3.73	79,147
2009	3,065,538.43	2,190,021	2,071,506	994,033	3.73	266,497
2010	1,091,787.09	754,949	714,094	377,693	3.73	101,258
2011	754,312.81	501,294	474,166	280,147	3.73	75,106
2012	2,181,577.43	1,379,084	1,304,454	877,124	3.73	235,154
2013	48,880.42	28,976	27,408	21,472	3.73	5,757
2014	315,476.74	171,623	162,335	153,141	3.73	41,057
2015	14,567.19	7,021	6,641	7,926	3.73	2,125
2016	587,829.93	233,809	221,156	366,674	3.74	98,041
2017	154,919.67	43,923	41,546	113,374	3.74	30,314
2018	1,052,940.57	121,973	115,372	937,568	3.74	250,687
	49,694,023.86	40,627,955	38,429,334	11,264,690		3,025,081

Schedule JJS-D2