

KCP&L - GREATER MISSOURI OPERATIONS
MPS JURISDICTION

ACCOUNT 367 UNDERGROUND CONDUCTORS AND DEVICES

ORIGINAL LIFE TABLE

PLACEMENT BAND 1924-2008

EXPERIENCE BAND 1974-2008

| AGE AT BEGIN OF INTERVAL | EXPOSURES AT BEGINNING OF AGE INTERVAL | RETIREMENTS DURING AGE INTERVAL | RETMT RATIO | SURV RATIO | PCT SURV BEGIN OF INTERVAL |
|--------------------------------|--|---------------------------------------|----------------|---------------|----------------------------------|
| 0.0 | 96,645,878 | 33,301 | 0.0003 | 0.9997 | 100.00 |
| 0.5 | 92,348,793 | 140,198 | 0.0015 | 0.9985 | 99.97 |
| 1.5 | 90,544,196 | 248,430 | 0.0027 | 0.9973 | 99.82 |
| 2.5 | 84,946,336 | 169,399 | 0.0020 | 0.9980 | 99.55 |
| 3.5 | 79,559,894 | 101,997 | 0.0013 | 0.9987 | 99.35 |
| 4.5 | 76,551,347 | 67,422 | 0.0009 | 0.9991 | 99.22 |
| 5.5 | 72,841,126 | 171,146 | 0.0023 | 0.9977 | 99.13 |
| 6.5 | 67,494,355 | 203,463 | 0.0030 | 0.9970 | 98.90 |
| 7.5 | 64,108,044 | 107,435 | 0.0017 | 0.9983 | 98.60 |
| 8.5 | 60,604,275 | 58,712 | 0.0010 | 0.9990 | 98.43 |
| 9.5 | 54,709,893 | 30,719 | 0.0006 | 0.9994 | 98.33 |
| 10.5 | 52,427,466 | 57,296 | 0.0011 | 0.9989 | 98.27 |
| 11.5 | 45,251,233 | 57,388 | 0.0013 | 0.9987 | 98.16 |
| 12.5 | 40,765,768 | 42,316 | 0.0010 | 0.9990 | 98.03 |
| 13.5 | 37,455,064 | 62,668 | 0.0017 | 0.9983 | 97.93 |
| 14.5 | 34,001,659 | 53,228 | 0.0016 | 0.9984 | 97.76 |
| 15.5 | 31,287,518 | 131,899 | 0.0042 | 0.9958 | 97.60 |
| 16.5 | 29,019,767 | 123,758 | 0.0043 | 0.9957 | 97.19 |
| 17.5 | 26,351,528 | 73,042 | 0.0028 | 0.9972 | 96.77 |
| 18.5 | 23,434,173 | 78,998 | 0.0034 | 0.9966 | 96.50 |
| 19.5 | 21,367,319 | 104,243 | 0.0049 | 0.9951 | 96.17 |
| 20.5 | 18,732,961 | 35,442 | 0.0019 | 0.9981 | 95.70 |
| 21.5 | 16,547,020 | 41,173 | 0.0025 | 0.9975 | 95.52 |
| 22.5 | 14,877,168 | 69,712 | 0.0047 | 0.9953 | 95.28 |
| 23.5 | 13,302,358 | 154,471 | 0.0116 | 0.9884 | 94.83 |
| 24.5 | 12,042,537 | 144,168 | 0.0120 | 0.9880 | 93.73 |
| 25.5 | 11,398,880 | 76,063 | 0.0067 | 0.9933 | 92.61 |
| 26.5 | 10,897,830 | 156,083 | 0.0143 | 0.9857 | 91.99 |
| 27.5 | 9,922,283 | 102,596 | 0.0103 | 0.9897 | 90.67 |
| 28.5 | 8,429,747 | 159,830 | 0.0190 | 0.9810 | 89.74 |
| 29.5 | 7,106,027 | 147,321 | 0.0207 | 0.9793 | 88.03 |
| 30.5 | 5,356,135 | 145,520 | 0.0272 | 0.9728 | 86.21 |
| 31.5 | 4,633,394 | 110,938 | 0.0239 | 0.9761 | 83.87 |
| 32.5 | 3,847,324 | 122,401 | 0.0318 | 0.9682 | 81.87 |
| 33.5 | 3,069,232 | 95,544 | 0.0311 | 0.9689 | 79.27 |
| 34.5 | 2,543,701 | 57,600 | 0.0226 | 0.9774 | 76.80 |
| 35.5 | 2,079,287 | 66,088 | 0.0318 | 0.9682 | 75.06 |
| 36.5 | 222,493 | 1,634 | 0.0073 | 0.9927 | 72.67 |
| 37.5 | 208,935 | 2,478 | 0.0119 | 0.9881 | 72.14 |
| 38.5 | 190,156 | 1,595 | 0.0084 | 0.9916 | 71.28 |

KCP&L - GREATER MISSOURI OPERATIONS
MPS JURISDICTION

ACCOUNT 367 UNDERGROUND CONDUCTORS AND DEVICES

ORIGINAL LIFE TABLE, CONT.

| PLACEMENT BAND 1924-2008 | | | EXPERIENCE BAND 1974-2008 | | | |
|--------------------------------|--|---------------------------------------|---------------------------|---------------|----------------------------------|--|
| AGE AT BEGIN OF INTERVAL | EXPOSURES AT BEGINNING OF AGE INTERVAL | RETIREMENTS DURING AGE INTERVAL | RETMT RATIO | SURV RATIO | PCT SURV BEGIN OF INTERVAL | |
| 39.5 | 207,177 | 1,332 | 0.0064 | 0.9936 | 70.68 | |
| 40.5 | 208,122 | 4,541 | 0.0218 | 0.9782 | 70.23 | |
| 41.5 | 203,581 | 530 | 0.0026 | 0.9974 | 68.70 | |
| 42.5 | 168,626 | 1,853 | 0.0110 | 0.9890 | 68.52 | |
| 43.5 | 166,512 | 831 | 0.0050 | 0.9950 | 67.77 | |
| 44.5 | 165,680 | 332 | 0.0020 | 0.9980 | 67.43 | |
| 45.5 | 165,348 | 2,055 | 0.0124 | 0.9876 | 67.30 | |
| 46.5 | 163,293 | 1,779 | 0.0109 | 0.9891 | 66.47 | |
| 47.5 | 107,861 | 239 | 0.0022 | 0.9978 | 65.75 | |
| 48.5 | 107,195 | 2,080 | 0.0194 | 0.9806 | 65.61 | |
| 49.5 | 125,018 | 1,110 | 0.0089 | 0.9911 | 64.34 | |
| 50.5 | 33,424 | 2,464 | 0.0737 | 0.9263 | 63.77 | |
| 51.5 | 30,989 | 407 | 0.0131 | 0.9869 | 59.07 | |
| 52.5 | 30,582 | 47 | 0.0015 | 0.9985 | 58.30 | |
| 53.5 | 28,386 | 201 | 0.0071 | 0.9929 | 58.21 | |
| 54.5 | 28,185 | 7 | 0.0002 | 0.9998 | 57.80 | |
| 55.5 | 28,179 | 496 | 0.0176 | 0.9824 | 57.79 | |
| 56.5 | 27,683 | 367 | 0.0133 | 0.9867 | 56.77 | |
| 57.5 | 27,316 | 335 | 0.0123 | 0.9877 | 56.01 | |
| 58.5 | 25,815 | | 0.0000 | 1.0000 | 55.32 | |
| 59.5 | 25,815 | 2,006 | 0.0777 | 0.9223 | 55.32 | |
| 60.5 | 23,671 | 13 | 0.0005 | 0.9995 | 51.02 | |
| 61.5 | 23,658 | 19,818 | 0.8377 | 0.1623 | 50.99 | |
| 62.5 | 3,328 | 123 | 0.0370 | 0.9630 | 8.28 | |
| 63.5 | 3,205 | 586 | 0.1828 | 0.8172 | 7.97 | |
| 64.5 | 2,619 | 206 | 0.0787 | 0.9213 | 6.51 | |
| 65.5 | 2,413 | 1 | 0.0004 | 0.9996 | 6.00 | |
| 66.5 | 2,412 | 26 | 0.0108 | 0.9892 | 6.00 | |
| 67.5 | 2,322 | 45 | 0.0194 | 0.9806 | 5.94 | |
| 68.5 | 2,277 | 83 | 0.0365 | 0.9635 | 5.82 | |
| 69.5 | 2,194 | 225 | 0.1026 | 0.8974 | 5.61 | |
| 70.5 | 1,969 | 412 | 0.2092 | 0.7908 | 5.03 | |
| 71.5 | 1 | | 0.0000 | 1.0000 | 3.98 | |
| 72.5 | 1 | | 0.0000 | 1.0000 | 3.98 | |
| 73.5 | 1 | | 0.0000 | 1.0000 | 3.98 | |
| 74.5 | 1 | | 0.0000 | 1.0000 | 3.98 | |
| 75.5 | 1 | | 0.0000 | 1.0000 | 3.98 | |
| 76.5 | 1 | | 0.0000 | 1.0000 | 3.98 | |
| 77.5 | 1 | | 0.0000 | 1.0000 | 3.98 | |
| 78.5 | 1 | | 0.0000 | 1.0000 | 3.98 | |

KCP&L - GREATER MISSOURI OPERATIONS
MPS JURISDICTION

ACCOUNT 367 UNDERGROUND CONDUCTORS AND DEVICES

ORIGINAL LIFE TABLE, CONT.

| PLACEMENT BAND 1924-2008 | | | EXPERIENCE BAND 1974-2008 | | |
|--------------------------------|--|---------------------------------------|---------------------------|---------------|----------------------------------|
| AGE AT BEGIN OF INTERVAL | EXPOSURES AT BEGINNING OF AGE INTERVAL | RETIREMENTS DURING AGE INTERVAL | RETMT RATIO | SURV RATIO | PCT SURV BEGIN OF INTERVAL |
| 79.5 | 1 | | 0.0000 | 1.0000 | 3.98 |
| 80.5 | 1 | | 0.0000 | 1.0000 | 3.98 |
| 81.5 | 1 | | 0.0000 | 1.0000 | 3.98 |
| 82.5 | 1 | | 0.0000 | 1.0000 | 3.98 |
| 83.5 | 1 | 1 | 1.0000 | 0.0000 | 3.98 |
| 84.5 | | | | | 0.00 |

KCP&L - GREATER MISSOURI OPERATIONS
MPS JURISDICTION

ACCOUNT 367 UNDERGROUND CONDUCTORS AND DEVICES

ORIGINAL LIFE TABLE

PLACEMENT BAND 1924-2008

EXPERIENCE BAND 1989-2008

| AGE AT BEGIN OF INTERVAL | EXPOSURES AT BEGINNING OF AGE INTERVAL | RETIREMENTS DURING AGE INTERVAL | RETMT RATIO | SURV RATIO | PCT SURV BEGIN OF INTERVAL |
|--------------------------------|--|---------------------------------------|----------------|---------------|----------------------------------|
| 0.0 | 77,933,265 | 33,211 | 0.0004 | 0.9996 | 100.00 |
| 0.5 | 75,427,201 | 138,810 | 0.0018 | 0.9982 | 99.96 |
| 1.5 | 72,796,990 | 229,710 | 0.0032 | 0.9968 | 99.78 |
| 2.5 | 68,929,266 | 143,298 | 0.0021 | 0.9979 | 99.46 |
| 3.5 | 65,311,586 | 75,372 | 0.0012 | 0.9988 | 99.25 |
| 4.5 | 63,478,659 | 43,302 | 0.0007 | 0.9993 | 99.13 |
| 5.5 | 60,513,128 | 13,864 | 0.0002 | 0.9998 | 99.06 |
| 6.5 | 55,708,915 | 167,016 | 0.0030 | 0.9970 | 99.04 |
| 7.5 | 53,230,525 | 83,603 | 0.0016 | 0.9984 | 98.74 |
| 8.5 | 51,101,256 | 32,965 | 0.0006 | 0.9994 | 98.58 |
| 9.5 | 46,371,518 | 17,490 | 0.0004 | 0.9996 | 98.52 |
| 10.5 | 45,860,198 | 44,469 | 0.0010 | 0.9990 | 98.48 |
| 11.5 | 39,465,400 | 20,452 | 0.0005 | 0.9995 | 98.38 |
| 12.5 | 35,809,108 | 28,688 | 0.0008 | 0.9992 | 98.33 |
| 13.5 | 33,253,858 | 22,470 | 0.0007 | 0.9993 | 98.25 |
| 14.5 | 30,606,859 | 29,834 | 0.0010 | 0.9990 | 98.18 |
| 15.5 | 28,494,320 | 41,768 | 0.0015 | 0.9985 | 98.08 |
| 16.5 | 28,625,687 | 96,548 | 0.0034 | 0.9966 | 97.93 |
| 17.5 | 25,984,869 | 61,117 | 0.0024 | 0.9976 | 97.60 |
| 18.5 | 23,099,816 | 76,551 | 0.0033 | 0.9967 | 97.37 |
| 19.5 | 21,100,678 | 99,353 | 0.0047 | 0.9953 | 97.05 |
| 20.5 | 18,521,735 | 33,126 | 0.0018 | 0.9982 | 96.59 |
| 21.5 | 16,364,494 | 40,939 | 0.0025 | 0.9975 | 96.42 |
| 22.5 | 14,699,883 | 67,472 | 0.0046 | 0.9954 | 96.18 |
| 23.5 | 13,130,956 | 153,083 | 0.0117 | 0.9883 | 95.74 |
| 24.5 | 11,911,860 | 142,601 | 0.0120 | 0.9880 | 94.62 |
| 25.5 | 11,294,081 | 74,492 | 0.0066 | 0.9934 | 93.48 |
| 26.5 | 10,794,850 | 154,897 | 0.0143 | 0.9857 | 92.86 |
| 27.5 | 9,825,440 | 102,596 | 0.0104 | 0.9896 | 91.53 |
| 28.5 | 8,333,425 | 159,830 | 0.0192 | 0.9808 | 90.58 |
| 29.5 | 7,009,705 | 147,321 | 0.0210 | 0.9790 | 88.84 |
| 30.5 | 5,339,449 | 145,520 | 0.0273 | 0.9727 | 86.97 |
| 31.5 | 4,616,708 | 110,938 | 0.0240 | 0.9760 | 84.60 |
| 32.5 | 3,829,815 | 122,401 | 0.0320 | 0.9680 | 82.57 |
| 33.5 | 3,064,118 | 95,544 | 0.0312 | 0.9688 | 79.93 |
| 34.5 | 2,538,587 | 57,600 | 0.0227 | 0.9773 | 77.44 |
| 35.5 | 2,074,237 | 66,088 | 0.0319 | 0.9681 | 75.68 |
| 36.5 | 213,014 | 489 | 0.0023 | 0.9977 | 73.27 |
| 37.5 | 200,601 | 2,478 | 0.0124 | 0.9876 | 73.10 |
| 38.5 | 180,932 | 1,349 | 0.0075 | 0.9925 | 72.19 |

KCP&L - GREATER MISSOURI OPERATIONS
MPS JURISDICTION

ACCOUNT 367 UNDERGROUND CONDUCTORS AND DEVICES

ORIGINAL LIFE TABLE, CONT.

| PLACEMENT BAND 1924-2008 | | | EXPERIENCE BAND 1989-2008 | | |
|--------------------------------|--|---------------------------------------|---------------------------|---------------|----------------------------------|
| AGE AT BEGIN OF INTERVAL | EXPOSURES AT BEGINNING OF AGE INTERVAL | RETIREMENTS DURING AGE INTERVAL | RETMT RATIO | SURV RATIO | PCT SURV BEGIN OF INTERVAL |
| 39.5 | 197,938 | 1,332 | 0.0067 | 0.9933 | 71.65 |
| 40.5 | 196,606 | 4,420 | 0.0225 | 0.9775 | 71.17 |
| 41.5 | 192,186 | 530 | 0.0028 | 0.9972 | 69.57 |
| 42.5 | 158,783 | 1,483 | 0.0093 | 0.9907 | 69.38 |
| 43.5 | 157,300 | 777 | 0.0049 | 0.9951 | 68.73 |
| 44.5 | 156,522 | 332 | 0.0021 | 0.9979 | 68.39 |
| 45.5 | 156,190 | 2,055 | 0.0132 | 0.9868 | 68.25 |
| 46.5 | 154,135 | 1,779 | 0.0115 | 0.9885 | 67.35 |
| 47.5 | 98,910 | 239 | 0.0024 | 0.9976 | 66.58 |
| 48.5 | 98,244 | 2,080 | 0.0212 | 0.9788 | 66.42 |
| 49.5 | 96,164 | 1,110 | 0.0115 | 0.9885 | 65.01 |
| 50.5 | 4,570 | 94 | 0.0206 | 0.9794 | 64.26 |
| 51.5 | 8,865 | 407 | 0.0459 | 0.9541 | 62.94 |
| 52.5 | 8,458 | 47 | 0.0056 | 0.9944 | 60.05 |
| 53.5 | 6,262 | 201 | 0.0321 | 0.9679 | 59.71 |
| 54.5 | 6,061 | 7 | 0.0012 | 0.9988 | 57.79 |
| 55.5 | 8,276 | 496 | 0.0599 | 0.9401 | 57.72 |
| 56.5 | 7,780 | 367 | 0.0472 | 0.9528 | 54.26 |
| 57.5 | 7,413 | 335 | 0.0452 | 0.9548 | 51.70 |
| 58.5 | 5,912 | | 0.0000 | 1.0000 | 49.36 |
| 59.5 | 5,912 | 2,006 | 0.3393 | 0.6607 | 49.36 |
| 60.5 | 3,768 | 13 | 0.0035 | 0.9965 | 32.61 |
| 61.5 | 3,755 | 151 | 0.0402 | 0.9598 | 32.50 |
| 62.5 | 3,092 | 123 | 0.0398 | 0.9602 | 31.19 |
| 63.5 | 2,969 | 586 | 0.1974 | 0.8026 | 29.95 |
| 64.5 | 2,619 | 206 | 0.0787 | 0.9213 | 24.04 |
| 65.5 | 2,413 | 1 | 0.0004 | 0.9996 | 22.15 |
| 66.5 | 2,412 | 26 | 0.0108 | 0.9892 | 22.14 |
| 67.5 | 2,322 | 45 | 0.0194 | 0.9806 | 21.90 |
| 68.5 | 2,277 | 83 | 0.0365 | 0.9635 | 21.48 |
| 69.5 | 2,194 | 225 | 0.1026 | 0.8974 | 20.70 |
| 70.5 | 1,969 | 412 | 0.2092 | 0.7908 | 18.58 |
| 71.5 | 1 | | 0.0000 | 1.0000 | 14.69 |
| 72.5 | 1 | | 0.0000 | 1.0000 | 14.69 |
| 73.5 | 1 | | 0.0000 | 1.0000 | 14.69 |
| 74.5 | 1 | | 0.0000 | 1.0000 | 14.69 |
| 75.5 | 1 | | 0.0000 | 1.0000 | 14.69 |
| 76.5 | 1 | | 0.0000 | 1.0000 | 14.69 |
| 77.5 | 1 | | 0.0000 | 1.0000 | 14.69 |
| 78.5 | 1 | | 0.0000 | 1.0000 | 14.69 |

KCP&L - GREATER MISSOURI OPERATIONS
MPS JURISDICTION

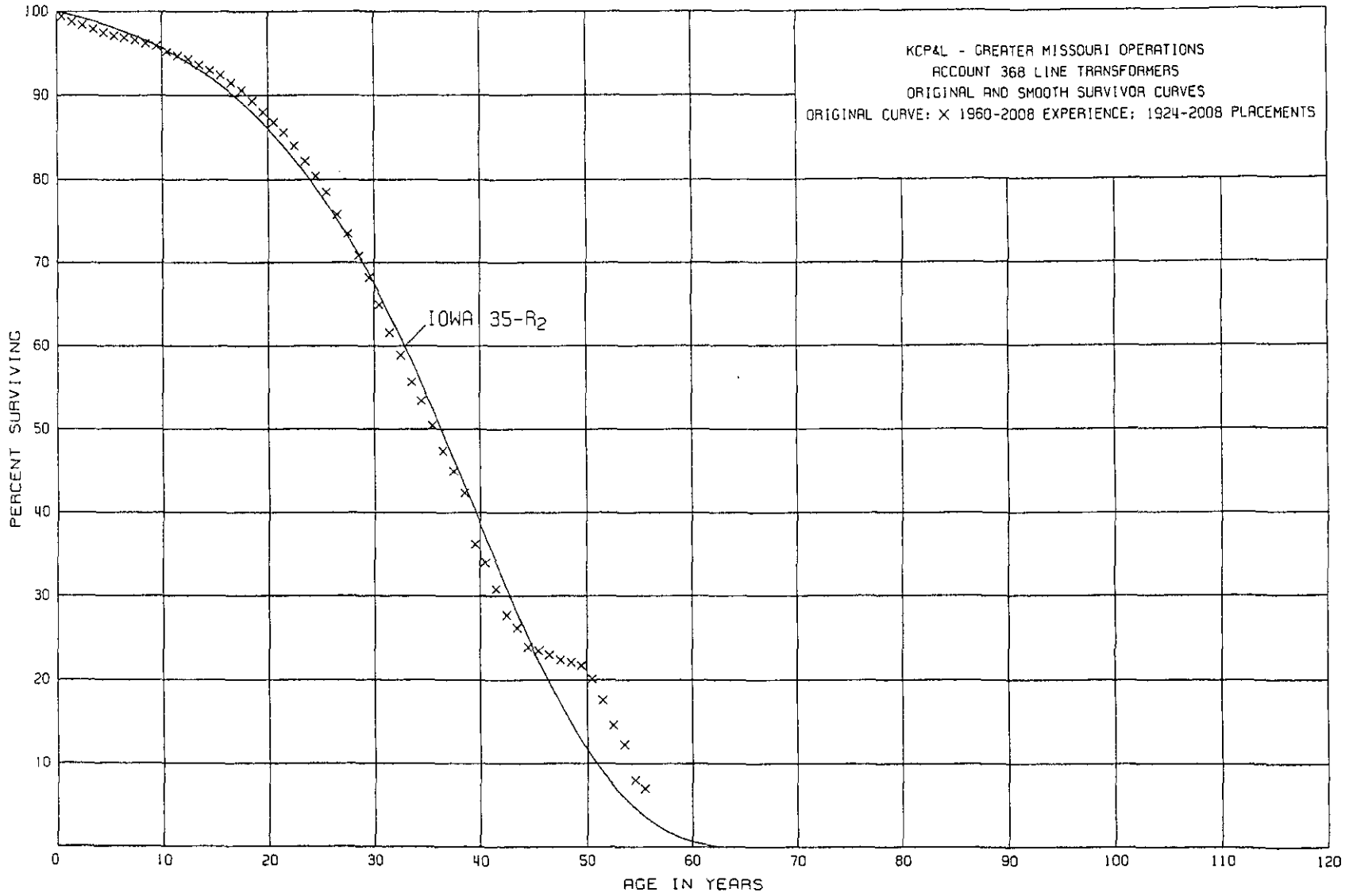
ACCOUNT 367 UNDERGROUND CONDUCTORS AND DEVICES

ORIGINAL LIFE TABLE, CONT.

| PLACEMENT BAND 1924-2008 | | | EXPERIENCE BAND 1989-2008 | | |
|--------------------------------|--|---------------------------------------|---------------------------|---------------|----------------------------------|
| AGE AT BEGIN OF INTERVAL | EXPOSURES AT BEGINNING OF AGE INTERVAL | RETIREMENTS DURING AGE INTERVAL | RETMT RATIO | SURV RATIO | PCT SURV BEGIN OF INTERVAL |
| 79.5 | 1 | | 0.0000 | 1.0000 | 14.69 |
| 80.5 | 1 | | 0.0000 | 1.0000 | 14.69 |
| 81.5 | 1 | | 0.0000 | 1.0000 | 14.69 |
| 82.5 | 1 | | 0.0000 | 1.0000 | 14.69 |
| 83.5 | 1 | 1 | 1.0000 | 0.0000 | 14.69 |
| 84.5 | | | | | 0.00 |

III-142

Schedule JJS2010-1



KCP&L - GREATER MISSOURI OPERATIONS
MPS JURISDICTION

ACCOUNT 368 LINE TRANSFORMERS

ORIGINAL LIFE TABLE

| PLACEMENT BAND 1924-2008 | | | EXPERIENCE BAND 1960-2008 | | |
|--------------------------------|--|---------------------------------------|---------------------------|---------------|----------------------------------|
| AGE AT BEGIN OF INTERVAL | EXPOSURES AT BEGINNING OF AGE INTERVAL | RETIREMENTS DURING AGE INTERVAL | RETMT RATIO | SURV RATIO | PCT SURV BEGIN OF INTERVAL |
| 0.0 | 167,381,259 | 956,606 | 0.0057 | 0.9943 | 100.00 |
| 0.5 | 155,600,728 | 975,957 | 0.0063 | 0.9937 | 99.43 |
| 1.5 | 147,722,898 | 630,704 | 0.0043 | 0.9957 | 98.80 |
| 2.5 | 139,711,432 | 751,578 | 0.0054 | 0.9946 | 98.38 |
| 3.5 | 131,239,623 | 425,320 | 0.0032 | 0.9968 | 97.85 |
| 4.5 | 125,416,493 | 514,224 | 0.0041 | 0.9959 | 97.54 |
| 5.5 | 118,276,583 | 296,534 | 0.0025 | 0.9975 | 97.14 |
| 6.5 | 111,879,945 | 322,693 | 0.0029 | 0.9971 | 96.90 |
| 7.5 | 106,088,275 | 476,858 | 0.0045 | 0.9955 | 96.62 |
| 8.5 | 99,443,385 | 333,240 | 0.0034 | 0.9966 | 96.19 |
| 9.5 | 94,081,700 | 629,892 | 0.0067 | 0.9933 | 95.86 |
| 10.5 | 88,434,423 | 467,529 | 0.0053 | 0.9947 | 95.22 |
| 11.5 | 82,108,672 | 373,088 | 0.0045 | 0.9955 | 94.72 |
| 12.5 | 76,896,001 | 530,723 | 0.0069 | 0.9931 | 94.29 |
| 13.5 | 72,575,455 | 521,666 | 0.0072 | 0.9928 | 93.64 |
| 14.5 | 67,321,803 | 452,424 | 0.0067 | 0.9933 | 92.97 |
| 15.5 | 62,338,851 | 597,601 | 0.0096 | 0.9904 | 92.35 |
| 16.5 | 57,703,518 | 521,537 | 0.0090 | 0.9910 | 91.46 |
| 17.5 | 52,952,845 | 801,353 | 0.0151 | 0.9849 | 90.64 |
| 18.5 | 49,188,006 | 682,420 | 0.0139 | 0.9861 | 89.27 |
| 19.5 | 45,302,608 | 655,139 | 0.0145 | 0.9855 | 88.03 |
| 20.5 | 40,848,338 | 554,701 | 0.0136 | 0.9864 | 86.75 |
| 21.5 | 36,560,525 | 679,305 | 0.0186 | 0.9814 | 85.57 |
| 22.5 | 33,250,323 | 700,711 | 0.0211 | 0.9789 | 83.98 |
| 23.5 | 30,510,387 | 660,089 | 0.0216 | 0.9784 | 82.21 |
| 24.5 | 29,325,262 | 721,364 | 0.0246 | 0.9754 | 80.43 |
| 25.5 | 25,894,414 | 873,024 | 0.0337 | 0.9663 | 78.45 |
| 26.5 | 24,172,662 | 750,531 | 0.0310 | 0.9690 | 75.81 |
| 27.5 | 21,986,414 | 801,250 | 0.0364 | 0.9636 | 73.46 |
| 28.5 | 18,494,856 | 672,070 | 0.0363 | 0.9637 | 70.79 |
| 29.5 | 15,702,707 | 757,910 | 0.0483 | 0.9517 | 68.22 |
| 30.5 | 12,543,020 | 643,650 | 0.0513 | 0.9487 | 64.92 |
| 31.5 | 12,627,466 | 547,937 | 0.0434 | 0.9566 | 61.59 |
| 32.5 | 10,637,372 | 572,893 | 0.0539 | 0.9461 | 58.92 |
| 33.5 | 8,952,536 | 370,022 | 0.0413 | 0.9587 | 55.74 |
| 34.5 | 7,608,385 | 426,721 | 0.0561 | 0.9439 | 53.44 |
| 35.5 | 5,029,625 | 301,381 | 0.0599 | 0.9401 | 50.44 |
| 36.5 | 4,945,385 | 256,412 | 0.0518 | 0.9482 | 47.42 |
| 37.5 | 3,836,743 | 216,704 | 0.0565 | 0.9435 | 44.96 |
| 38.5 | 3,006,251 | 443,777 | 0.1476 | 0.8524 | 42.42 |

KCP&L - GREATER MISSOURI OPERATIONS
MPS JURISDICTION

ACCOUNT 368 LINE TRANSFORMERS

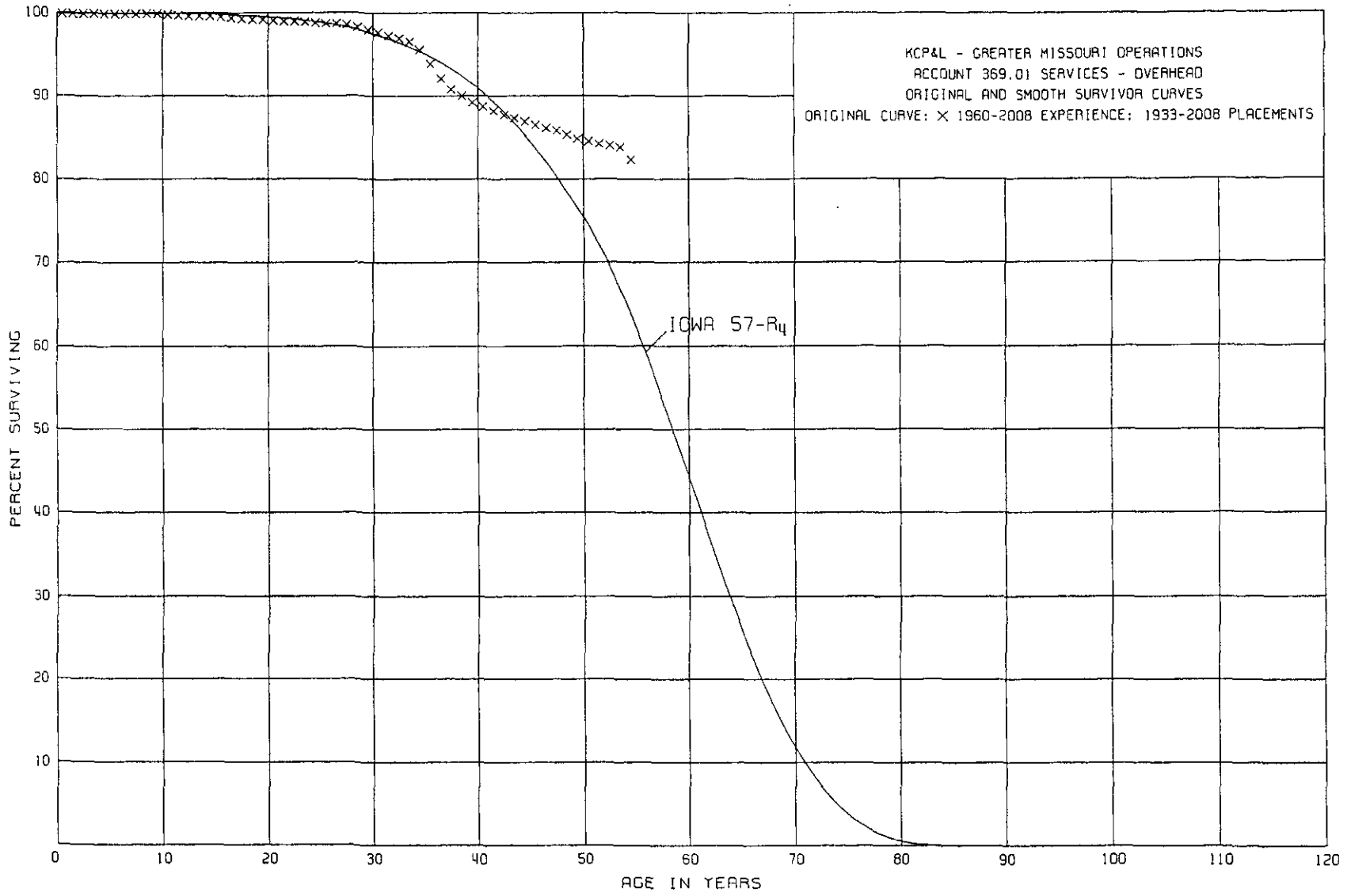
ORIGINAL LIFE TABLE, CONT.

PLACEMENT BAND 1924-2008 EXPERIENCE BAND 1960-2008

| AGE AT BEGIN OF INTERVAL | EXPOSURES AT BEGINNING OF AGE INTERVAL | RETIREMENTS DURING AGE INTERVAL | RETMT RATIO | SURV RATIO | PCT SURV BEGIN OF INTERVAL |
|--------------------------------|--|---------------------------------------|----------------|---------------|----------------------------------|
| 39.5 | 2,689,754 | 159,601 | 0.0593 | 0.9407 | 36.16 |
| 40.5 | 2,529,782 | 236,727 | 0.0936 | 0.9064 | 34.02 |
| 41.5 | 2,297,450 | 233,182 | 0.1015 | 0.8985 | 30.84 |
| 42.5 | 950,986 | 53,262 | 0.0560 | 0.9440 | 27.71 |
| 43.5 | 897,291 | 78,515 | 0.0875 | 0.9125 | 26.16 |
| 44.5 | 831,667 | 13,144 | 0.0158 | 0.9842 | 23.87 |
| 45.5 | 818,527 | 15,662 | 0.0191 | 0.9809 | 23.49 |
| 46.5 | 808,251 | 21,818 | 0.0270 | 0.9730 | 23.04 |
| 47.5 | 411,109 | 6,008 | 0.0146 | 0.9854 | 22.42 |
| 48.5 | 404,628 | 6,757 | 0.0167 | 0.9833 | 22.09 |
| 49.5 | 400,270 | 29,703 | 0.0742 | 0.9258 | 21.72 |
| 50.5 | 113,146 | 14,283 | 0.1262 | 0.8738 | 20.11 |
| 51.5 | 96,473 | 16,144 | 0.1673 | 0.8327 | 17.57 |
| 52.5 | 80,517 | 12,740 | 0.1582 | 0.8418 | 14.63 |
| 53.5 | 51,976 | 18,245 | 0.3510 | 0.6490 | 12.32 |
| 54.5 | 33,731 | 4,296 | 0.1274 | 0.8726 | 8.00 |
| 55.5 | 28,678 | 6,201 | 0.2162 | 0.7838 | 6.98 |
| 56.5 | 23,142 | 844 | 0.0365 | 0.9635 | 5.47 |
| 57.5 | 18,585 | 83 | 0.0045 | 0.9955 | 5.27 |
| 58.5 | 17,987 | 2,715 | 0.1509 | 0.8491 | 5.25 |
| 59.5 | 15,272 | 1,190 | 0.0779 | 0.9221 | 4.46 |
| 60.5 | 15,229 | 1,664 | 0.1093 | 0.8907 | 4.11 |
| 61.5 | 13,580 | 14 | 0.0010 | 0.9990 | 3.66 |
| 62.5 | 13,108 | 4,338 | 0.3309 | 0.6691 | 3.66 |
| 63.5 | 8,770 | 1,646 | 0.1877 | 0.8123 | 2.45 |
| 64.5 | 7,124 | 2,153 | 0.3022 | 0.6978 | 1.99 |
| 65.5 | 4,971 | 1 | 0.0002 | 0.9998 | 1.39 |
| 66.5 | 4,970 | | 0.0000 | 1.0000 | 1.39 |
| 67.5 | 4,906 | | 0.0000 | 1.0000 | 1.39 |
| 68.5 | 4,906 | 2,268 | 0.4623 | 0.5377 | 1.39 |
| 69.5 | 2,638 | | 0.0000 | 1.0000 | 0.75 |
| 70.5 | 2,638 | 98 | 0.0371 | 0.9629 | 0.75 |
| 71.5 | 2,533 | | 0.0000 | 1.0000 | 0.72 |
| 72.5 | 2,533 | 2,345 | 0.9258 | 0.0742 | 0.72 |
| 73.5 | 188 | | 0.0000 | 1.0000 | 0.05 |
| 74.5 | 188 | | 0.0000 | 1.0000 | 0.05 |
| 75.5 | | | | | 0.05 |

III-145

Schedule JSS2010-1



KCP&L - GREATER MISSOURI OPERATIONS
MPS JURISDICTION

ACCOUNT 369.01 SERVICES - OVERHEAD

ORIGINAL LIFE TABLE

PLACEMENT BAND 1933-2008

EXPERIENCE BAND 1960-2008

| AGE AT BEGIN OF INTERVAL | EXPOSURES AT BEGINNING OF AGE INTERVAL | RETIREMENTS DURING AGE INTERVAL | RETMT RATIO | SURV RATIO | PCT SURV BEGIN OF INTERVAL |
|--------------------------------|--|---------------------------------------|----------------|---------------|----------------------------------|
| 0.0 | 13,321,596 | 1,511 | 0.0001 | 0.9999 | 100.00 |
| 0.5 | 12,130,750 | 1,700 | 0.0001 | 0.9999 | 99.99 |
| 1.5 | 12,383,526 | 1,036 | 0.0001 | 0.9999 | 99.98 |
| 2.5 | 12,125,707 | 702 | 0.0001 | 0.9999 | 99.97 |
| 3.5 | 11,824,956 | 287 | 0.0000 | 1.0000 | 99.96 |
| 4.5 | 12,021,379 | | 0.0000 | 1.0000 | 99.96 |
| 5.5 | 11,712,521 | 41 | 0.0000 | 1.0000 | 99.96 |
| 6.5 | 11,775,830 | 187 | 0.0000 | 1.0000 | 99.96 |
| 7.5 | 11,602,624 | 3,253 | 0.0003 | 0.9997 | 99.96 |
| 8.5 | 11,423,089 | 6,396 | 0.0006 | 0.9994 | 99.93 |
| 9.5 | 11,556,890 | 6,673 | 0.0006 | 0.9994 | 99.87 |
| 10.5 | 11,381,136 | 13,626 | 0.0012 | 0.9988 | 99.81 |
| 11.5 | 11,060,768 | 5,267 | 0.0005 | 0.9995 | 99.69 |
| 12.5 | 10,704,651 | 3,159 | 0.0003 | 0.9997 | 99.64 |
| 13.5 | 10,471,267 | 3,805 | 0.0004 | 0.9996 | 99.61 |
| 14.5 | 10,115,845 | 7,892 | 0.0008 | 0.9992 | 99.57 |
| 15.5 | 9,758,255 | 12,395 | 0.0013 | 0.9987 | 99.49 |
| 16.5 | 9,422,412 | 7,629 | 0.0008 | 0.9992 | 99.36 |
| 17.5 | 8,896,094 | 5,329 | 0.0006 | 0.9994 | 99.28 |
| 18.5 | 8,579,066 | 5,076 | 0.0006 | 0.9994 | 99.22 |
| 19.5 | 8,217,428 | 6,471 | 0.0008 | 0.9992 | 99.16 |
| 20.5 | 7,495,454 | 4,579 | 0.0006 | 0.9994 | 99.08 |
| 21.5 | 6,930,580 | 3,843 | 0.0006 | 0.9994 | 99.02 |
| 22.5 | 6,541,349 | 3,394 | 0.0005 | 0.9995 | 98.96 |
| 23.5 | 6,145,339 | 5,183 | 0.0008 | 0.9992 | 98.91 |
| 24.5 | 5,821,315 | 5,428 | 0.0009 | 0.9991 | 98.83 |
| 25.5 | 5,490,852 | 4,469 | 0.0008 | 0.9992 | 98.74 |
| 26.5 | 5,306,883 | 2,129 | 0.0004 | 0.9996 | 98.66 |
| 27.5 | 5,105,213 | 15,981 | 0.0031 | 0.9969 | 98.62 |
| 28.5 | 4,666,246 | 14,599 | 0.0031 | 0.9969 | 98.31 |
| 29.5 | 4,274,933 | 13,957 | 0.0033 | 0.9967 | 98.01 |
| 30.5 | 3,890,008 | 14,780 | 0.0038 | 0.9962 | 97.69 |
| 31.5 | 4,228,316 | 13,744 | 0.0033 | 0.9967 | 97.32 |
| 32.5 | 3,900,258 | 16,110 | 0.0041 | 0.9959 | 97.00 |
| 33.5 | 3,600,732 | 36,885 | 0.0102 | 0.9898 | 96.60 |
| 34.5 | 3,310,784 | 60,852 | 0.0184 | 0.9816 | 95.61 |
| 35.5 | 2,863,276 | 53,699 | 0.0188 | 0.9812 | 93.85 |
| 36.5 | 3,156,975 | 46,174 | 0.0146 | 0.9854 | 92.09 |
| 37.5 | 2,881,640 | 25,320 | 0.0088 | 0.9912 | 90.75 |
| 38.5 | 2,671,190 | 21,295 | 0.0080 | 0.9920 | 89.95 |

KCP&L - GREATER MISSOURI OPERATIONS
MPS JURISDICTION

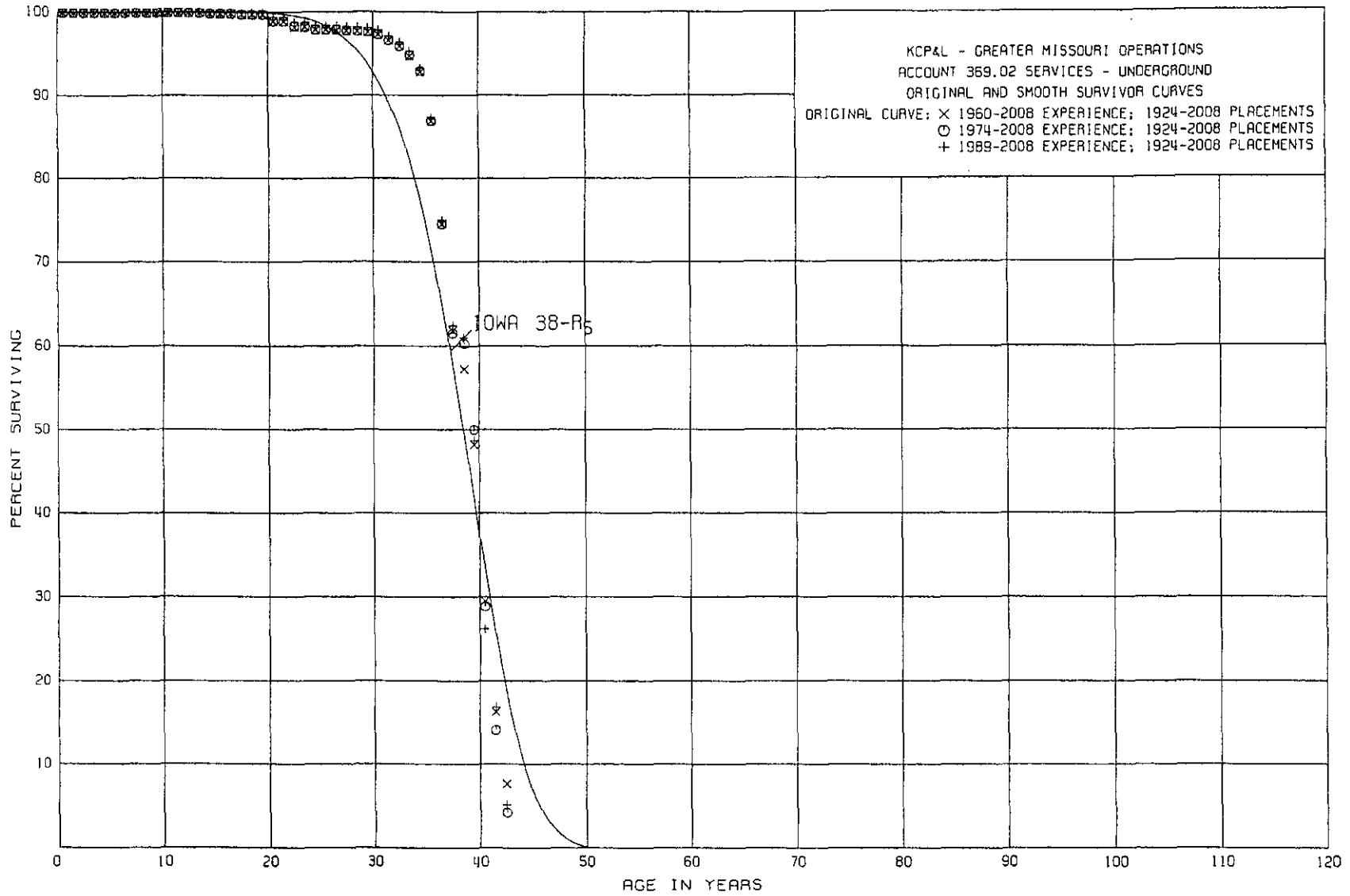
ACCOUNT 369.01 SERVICES - OVERHEAD

ORIGINAL LIFE TABLE, CONT.

| PLACEMENT BAND 1933-2008 | | | EXPERIENCE BAND 1960-2008 | | |
|--------------------------------|--|---------------------------------------|---------------------------|---------------|----------------------------------|
| AGE AT BEGIN OF INTERVAL | EXPOSURES AT BEGINNING OF AGE INTERVAL | RETIREMENTS DURING AGE INTERVAL | RETMT RATIO | SURV RATIO | PCT SURV BEGIN OF INTERVAL |
| 39.5 | 2,649,997 | 15,845 | 0.0060 | 0.9940 | 89.23 |
| 40.5 | 2,634,168 | 14,511 | 0.0055 | 0.9945 | 88.69 |
| 41.5 | 2,619,657 | 15,996 | 0.0061 | 0.9939 | 88.20 |
| 42.5 | 1,960,567 | 8,810 | 0.0045 | 0.9955 | 87.66 |
| 43.5 | 1,951,757 | 7,358 | 0.0038 | 0.9962 | 87.27 |
| 44.5 | 1,944,399 | 10,779 | 0.0055 | 0.9945 | 86.94 |
| 45.5 | 1,933,620 | 8,314 | 0.0043 | 0.9957 | 86.46 |
| 46.5 | 1,925,306 | 7,674 | 0.0040 | 0.9960 | 86.09 |
| 47.5 | 1,261,194 | 6,336 | 0.0050 | 0.9950 | 85.75 |
| 48.5 | 1,254,858 | 7,843 | 0.0063 | 0.9937 | 85.32 |
| 49.5 | 1,247,015 | 4,766 | 0.0038 | 0.9962 | 84.78 |
| 50.5 | 811,992 | 2,923 | 0.0036 | 0.9964 | 84.46 |
| 51.5 | 808,165 | 1,535 | 0.0019 | 0.9981 | 84.16 |
| 52.5 | 806,630 | 2,196 | 0.0027 | 0.9973 | 84.00 |
| 53.5 | 428,952 | 7,646 | 0.0178 | 0.9822 | 83.77 |
| 54.5 | 421,306 | 5,981 | 0.0142 | 0.9858 | 82.28 |
| 55.5 | 200,611 | 5,563 | 0.0277 | 0.9723 | 81.11 |
| 56.5 | 191,621 | 5,318 | 0.0278 | 0.9722 | 78.86 |
| 57.5 | 186,303 | 4,538 | 0.0244 | 0.9756 | 76.67 |
| 58.5 | 12,771 | 961 | 0.0752 | 0.9248 | 74.80 |
| 59.5 | 11,810 | 1,047 | 0.0887 | 0.9113 | 69.18 |
| 60.5 | 10,763 | 1,091 | 0.1014 | 0.8986 | 63.04 |
| 61.5 | 9,672 | 213 | 0.0220 | 0.9780 | 56.65 |
| 62.5 | | | | | 55.40 |

III-148

Schedule JSS2010-1



KCP&L - GREATER MISSOURI OPERATIONS
MPS JURISDICTION

ACCOUNT 369.02 SERVICES - UNDERGROUND

ORIGINAL LIFE TABLE

PLACEMENT BAND 1924-2008

EXPERIENCE BAND 1960-2008

| AGE AT BEGIN OF INTERVAL | EXPOSURES AT BEGINNING OF AGE INTERVAL | RETIREMENTS DURING AGE INTERVAL | RETMT RATIO | SURV RATIO | PCT SURV BEGIN OF INTERVAL |
|--------------------------------|--|---------------------------------------|----------------|---------------|----------------------------------|
| 0.0 | 49,997,289 | | 0.0000 | 1.0000 | 100.00 |
| 0.5 | 49,027,247 | 318 | 0.0000 | 1.0000 | 100.00 |
| 1.5 | 47,196,102 | 249 | 0.0000 | 1.0000 | 100.00 |
| 2.5 | 45,488,969 | | 0.0000 | 1.0000 | 100.00 |
| 3.5 | 43,268,810 | | 0.0000 | 1.0000 | 100.00 |
| 4.5 | 41,242,380 | | 0.0000 | 1.0000 | 100.00 |
| 5.5 | 39,142,876 | 122 | 0.0000 | 1.0000 | 100.00 |
| 6.5 | 37,253,645 | | 0.0000 | 1.0000 | 100.00 |
| 7.5 | 35,574,502 | 938 | 0.0000 | 1.0000 | 100.00 |
| 8.5 | 32,883,488 | 1,346 | 0.0000 | 1.0000 | 100.00 |
| 9.5 | 31,098,292 | 2,402 | 0.0001 | 0.9999 | 100.00 |
| 10.5 | 28,676,629 | 5,103 | 0.0002 | 0.9998 | 99.99 |
| 11.5 | 26,135,662 | 5,005 | 0.0002 | 0.9998 | 99.97 |
| 12.5 | 23,533,944 | 7,583 | 0.0003 | 0.9997 | 99.95 |
| 13.5 | 21,409,433 | 16,464 | 0.0008 | 0.9992 | 99.92 |
| 14.5 | 19,207,112 | 10,442 | 0.0005 | 0.9995 | 99.84 |
| 15.5 | 17,503,404 | 5,916 | 0.0003 | 0.9997 | 99.79 |
| 16.5 | 15,915,967 | 2,994 | 0.0002 | 0.9998 | 99.76 |
| 17.5 | 14,669,467 | 4,169 | 0.0003 | 0.9997 | 99.74 |
| 18.5 | 13,404,809 | 3,135 | 0.0002 | 0.9998 | 99.71 |
| 19.5 | 12,190,210 | 101,648 | 0.0083 | 0.9917 | 99.69 |
| 20.5 | 11,178,573 | 666 | 0.0001 | 0.9999 | 98.86 |
| 21.5 | 10,940,423 | 67,287 | 0.0062 | 0.9938 | 98.85 |
| 22.5 | 10,066,363 | 2,662 | 0.0003 | 0.9997 | 98.24 |
| 23.5 | 9,400,042 | 31,108 | 0.0033 | 0.9967 | 98.21 |
| 24.5 | 8,496,632 | 1,708 | 0.0002 | 0.9998 | 97.89 |
| 25.5 | 7,561,603 | 3,231 | 0.0004 | 0.9996 | 97.87 |
| 26.5 | 7,010,594 | 4,965 | 0.0007 | 0.9993 | 97.83 |
| 27.5 | 6,343,704 | 5,513 | 0.0009 | 0.9991 | 97.76 |
| 28.5 | 5,336,649 | 6,624 | 0.0012 | 0.9988 | 97.67 |
| 29.5 | 4,370,547 | 11,118 | 0.0025 | 0.9975 | 97.55 |
| 30.5 | 3,159,187 | 24,013 | 0.0076 | 0.9924 | 97.31 |
| 31.5 | 2,325,118 | 17,257 | 0.0074 | 0.9926 | 96.57 |
| 32.5 | 1,605,493 | 18,909 | 0.0118 | 0.9882 | 95.86 |
| 33.5 | 1,128,763 | 22,868 | 0.0203 | 0.9797 | 94.73 |
| 34.5 | 689,615 | 44,121 | 0.0640 | 0.9360 | 92.81 |
| 35.5 | 252,725 | 35,859 | 0.1419 | 0.8581 | 86.87 |
| 36.5 | 66,909 | 11,436 | 0.1709 | 0.8291 | 74.54 |
| 37.5 | 8,961 | 651 | 0.0726 | 0.9274 | 61.80 |
| 38.5 | 8,151 | 1,298 | 0.1592 | 0.8408 | 57.31 |

KCP&L - GREATER MISSOURI OPERATIONS
MPS JURISDICTION

ACCOUNT 369.02 SERVICES - UNDERGROUND

ORIGINAL LIFE TABLE, CONT.

| PLACEMENT BAND 1924-2008 | | | EXPERIENCE BAND 1960-2008 | | | |
|--------------------------------|--|---------------------------------------|---------------------------|---------------|----------------------------------|--|
| AGE AT BEGIN OF INTERVAL | EXPOSURES AT BEGINNING OF AGE INTERVAL | RETIREMENTS DURING AGE INTERVAL | RETMT RATIO | SURV RATIO | PCT SURV BEGIN OF INTERVAL | |
| 39.5 | 6,853 | 2,660 | 0.3882 | 0.6118 | 48.19 | |
| 40.5 | 4,193 | 1,869 | 0.4457 | 0.5543 | 29.48 | |
| 41.5 | 2,324 | 1,248 | 0.5370 | 0.4630 | 16.34 | |
| 42.5 | 764 | 673 | 0.8809 | 0.1191 | 7.57 | |
| 43.5 | 91 | 46 | 0.5055 | 0.4945 | 0.90 | |
| 44.5 | 45 | | 0.0000 | 1.0000 | 0.45 | |
| 45.5 | 45 | | 0.0000 | 1.0000 | 0.45 | |
| 46.5 | 45 | | 0.0000 | 1.0000 | 0.45 | |
| 47.5 | 43 | | 0.0000 | 1.0000 | 0.45 | |
| 48.5 | 43 | | 0.0000 | 1.0000 | 0.45 | |
| 49.5 | 43 | | 0.0000 | 1.0000 | 0.45 | |
| 50.5 | 43 | | 0.0000 | 1.0000 | 0.45 | |
| 51.5 | 43 | | 0.0000 | 1.0000 | 0.45 | |
| 52.5 | 43 | | 0.0000 | 1.0000 | 0.45 | |
| 53.5 | 43 | 43 | 1.0000 | 0.0000 | 0.45 | |
| 54.5 | | | | | 0.00 | |

KCP&L - GREATER MISSOURI OPERATIONS
MPS JURISDICTION

ACCOUNT 369.02 SERVICES - UNDERGROUND

ORIGINAL LIFE TABLE

| PLACEMENT BAND 1924-2008 | | | EXPERIENCE BAND 1974-2008 | | |
|--------------------------------|--|---------------------------------------|---------------------------|---------------|----------------------------------|
| AGE AT BEGIN OF INTERVAL | EXPOSURES AT BEGINNING OF AGE INTERVAL | RETIREMENTS DURING AGE INTERVAL | RETMT RATIO | SURV RATIO | PCT SURV BEGIN OF INTERVAL |
| 0.0 | 48,811,674 | | 0.0000 | 1.0000 | 100.00 |
| 0.5 | 48,371,630 | 318 | 0.0000 | 1.0000 | 100.00 |
| 1.5 | 46,767,453 | | 0.0000 | 1.0000 | 100.00 |
| 2.5 | 45,211,076 | | 0.0000 | 1.0000 | 100.00 |
| 3.5 | 43,063,494 | | 0.0000 | 1.0000 | 100.00 |
| 4.5 | 41,091,277 | | 0.0000 | 1.0000 | 100.00 |
| 5.5 | 39,043,297 | 122 | 0.0000 | 1.0000 | 100.00 |
| 6.5 | 37,172,338 | | 0.0000 | 1.0000 | 100.00 |
| 7.5 | 35,518,061 | 938 | 0.0000 | 1.0000 | 100.00 |
| 8.5 | 32,833,710 | 1,346 | 0.0000 | 1.0000 | 100.00 |
| 9.5 | 31,055,485 | 2,402 | 0.0001 | 0.9999 | 100.00 |
| 10.5 | 28,637,204 | 5,103 | 0.0002 | 0.9998 | 99.99 |
| 11.5 | 26,104,685 | 5,005 | 0.0002 | 0.9998 | 99.97 |
| 12.5 | 23,503,985 | 7,583 | 0.0003 | 0.9997 | 99.95 |
| 13.5 | 21,379,474 | 16,464 | 0.0008 | 0.9992 | 99.92 |
| 14.5 | 19,177,153 | 10,063 | 0.0005 | 0.9995 | 99.84 |
| 15.5 | 17,500,074 | 5,916 | 0.0003 | 0.9997 | 99.79 |
| 16.5 | 15,912,637 | 2,994 | 0.0002 | 0.9998 | 99.76 |
| 17.5 | 14,666,137 | 3,037 | 0.0002 | 0.9998 | 99.74 |
| 18.5 | 13,401,821 | 3,135 | 0.0002 | 0.9998 | 99.72 |
| 19.5 | 12,187,222 | 101,440 | 0.0083 | 0.9917 | 99.70 |
| 20.5 | 11,175,793 | 666 | 0.0001 | 0.9999 | 98.87 |
| 21.5 | 10,937,643 | 65,795 | 0.0060 | 0.9940 | 98.86 |
| 22.5 | 10,062,996 | 2,662 | 0.0003 | 0.9997 | 98.27 |
| 23.5 | 9,397,173 | 31,108 | 0.0033 | 0.9967 | 98.24 |
| 24.5 | 8,493,763 | 1,708 | 0.0002 | 0.9998 | 97.92 |
| 25.5 | 7,558,734 | 3,231 | 0.0004 | 0.9996 | 97.90 |
| 26.5 | 7,007,386 | 4,965 | 0.0007 | 0.9993 | 97.86 |
| 27.5 | 6,340,496 | 5,513 | 0.0009 | 0.9991 | 97.79 |
| 28.5 | 5,333,780 | 6,624 | 0.0012 | 0.9988 | 97.70 |
| 29.5 | 4,367,678 | 11,118 | 0.0025 | 0.9975 | 97.58 |
| 30.5 | 3,156,318 | 23,520 | 0.0075 | 0.9925 | 97.34 |
| 31.5 | 2,322,742 | 17,257 | 0.0074 | 0.9926 | 96.61 |
| 32.5 | 1,603,414 | 18,909 | 0.0118 | 0.9882 | 95.90 |
| 33.5 | 1,126,684 | 22,868 | 0.0203 | 0.9797 | 94.77 |
| 34.5 | 687,536 | 44,121 | 0.0642 | 0.9358 | 92.85 |
| 35.5 | 249,156 | 35,562 | 0.1427 | 0.8573 | 86.89 |
| 36.5 | 65,419 | 11,436 | 0.1748 | 0.8252 | 74.49 |
| 37.5 | 7,924 | 154 | 0.0194 | 0.9806 | 61.47 |
| 38.5 | 7,611 | 1,298 | 0.1705 | 0.8295 | 60.28 |

KCP&L - GREATER MISSOURI OPERATIONS
MPS JURISDICTION

ACCOUNT 369.02 SERVICES - UNDERGROUND

ORIGINAL LIFE TABLE, CONT.

| PLACEMENT BAND 1924-2008 | | | EXPERIENCE BAND 1974-2008 | | | |
|--------------------------------|--|---------------------------------------|---------------------------|---------------|----------------------------------|--|
| AGE AT BEGIN OF INTERVAL | EXPOSURES AT BEGINNING OF AGE INTERVAL | RETIREMENTS DURING AGE INTERVAL | RETMT RATIO | SURV RATIO | PCT SURV BEGIN OF INTERVAL | |
| 39.5 | 6,313 | 2,660 | 0.4214 | 0.5786 | 50.00 | |
| 40.5 | 3,653 | 1,869 | 0.5116 | 0.4884 | 28.93 | |
| 41.5 | 1,784 | 1,248 | 0.6996 | 0.3004 | 14.13 | |
| 42.5 | 224 | 176 | 0.7857 | 0.2143 | 4.24 | |
| 43.5 | 48 | 46 | 0.9583 | 0.0417 | 0.91 | |
| 44.5 | 2 | | 0.0000 | 1.0000 | 0.04 | |
| 45.5 | 2 | | 0.0000 | 1.0000 | 0.04 | |
| 46.5 | 2 | | 0.0000 | 1.0000 | 0.04 | |
| 47.5 | | | | | 0.04 | |
| 48.5 | | | | | | |
| 49.5 | 43 | | 0.0000 | | | |
| 50.5 | 43 | | 0.0000 | | | |
| 51.5 | 43 | | 0.0000 | | | |
| 52.5 | 43 | | 0.0000 | | | |
| 53.5 | 43 | 43 | 1.0000 | | | |
| 54.5 | | | | | | |

KCP&L - GREATER MISSOURI OPERATIONS
MPS JURISDICTION

ACCOUNT 369.02 SERVICES - UNDERGROUND

ORIGINAL LIFE TABLE

PLACEMENT BAND 1924-2008

EXPERIENCE BAND 1989-2008

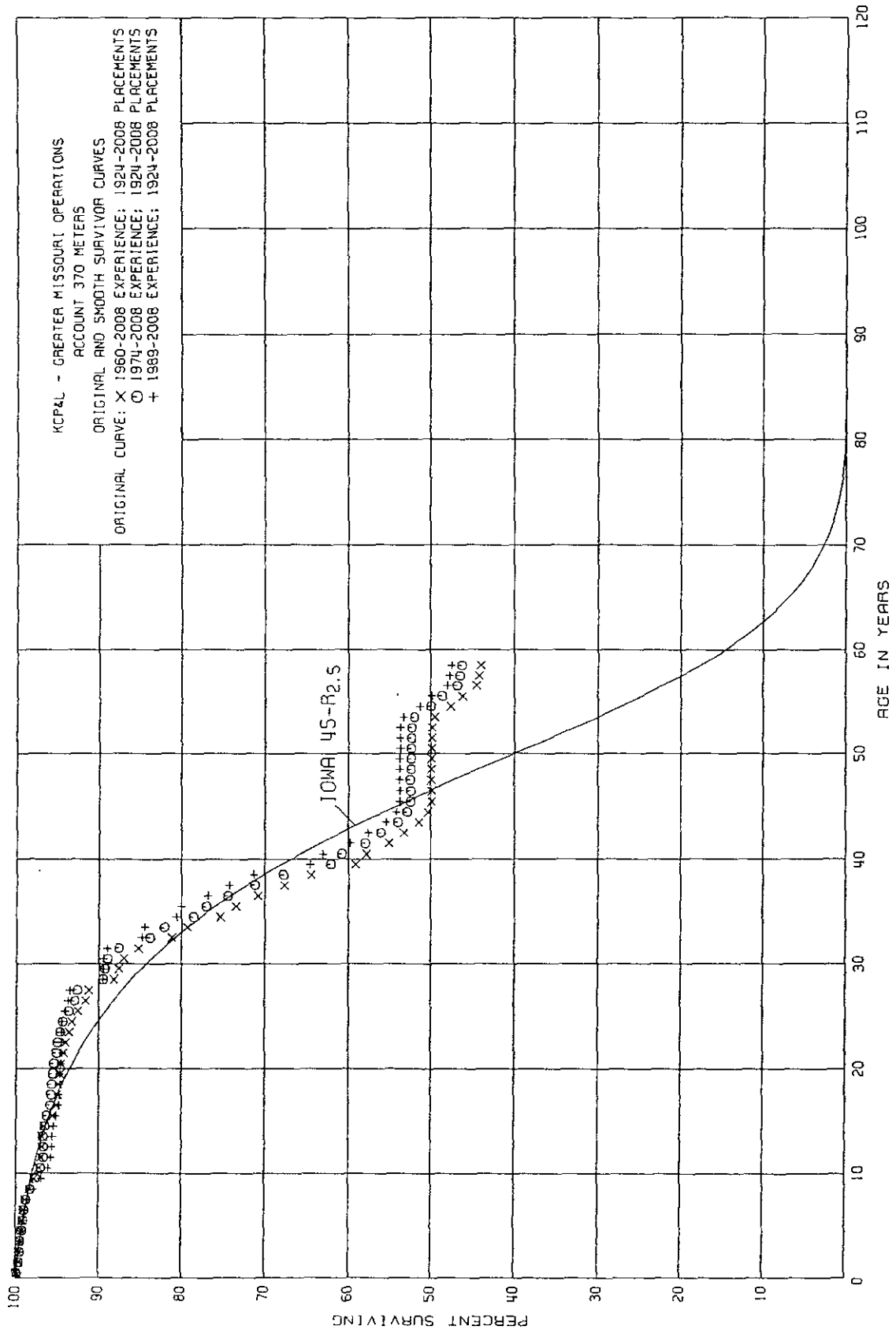
| AGE AT BEGIN OF INTERVAL | EXPOSURES AT BEGINNING OF AGE INTERVAL | RETIREMENTS DURING AGE INTERVAL | RETMT RATIO | SURV RATIO | PCT SURV BEGIN OF INTERVAL |
|--------------------------------|--|---------------------------------------|----------------|---------------|----------------------------------|
| 0.0 | 37,773,779 | | 0.0000 | 1.0000 | 100.00 |
| 0.5 | 37,852,395 | 318 | 0.0000 | 1.0000 | 100.00 |
| 1.5 | 36,346,374 | | 0.0000 | 1.0000 | 100.00 |
| 2.5 | 35,306,996 | | 0.0000 | 1.0000 | 100.00 |
| 3.5 | 33,726,481 | | 0.0000 | 1.0000 | 100.00 |
| 4.5 | 32,453,453 | | 0.0000 | 1.0000 | 100.00 |
| 5.5 | 31,226,718 | 122 | 0.0000 | 1.0000 | 100.00 |
| 6.5 | 29,931,552 | | 0.0000 | 1.0000 | 100.00 |
| 7.5 | 28,950,420 | 938 | 0.0000 | 1.0000 | 100.00 |
| 8.5 | 27,220,487 | 306 | 0.0000 | 1.0000 | 100.00 |
| 9.5 | 26,402,621 | 56 | 0.0000 | 1.0000 | 100.00 |
| 10.5 | 25,184,390 | | 0.0000 | 1.0000 | 100.00 |
| 11.5 | 23,330,771 | 25 | 0.0000 | 1.0000 | 100.00 |
| 12.5 | 21,304,615 | | 0.0000 | 1.0000 | 100.00 |
| 13.5 | 19,808,966 | | 0.0000 | 1.0000 | 100.00 |
| 14.5 | 18,069,128 | | 0.0000 | 1.0000 | 100.00 |
| 15.5 | 16,905,457 | | 0.0000 | 1.0000 | 100.00 |
| 16.5 | 15,574,684 | | 0.0000 | 1.0000 | 100.00 |
| 17.5 | 14,476,385 | | 0.0000 | 1.0000 | 100.00 |
| 18.5 | 13,287,683 | | 0.0000 | 1.0000 | 100.00 |
| 19.5 | 12,129,552 | 72,871 | 0.0060 | 0.9940 | 100.00 |
| 20.5 | 11,175,171 | 666 | 0.0001 | 0.9999 | 99.40 |
| 21.5 | 10,937,021 | 65,795 | 0.0060 | 0.9940 | 99.39 |
| 22.5 | 10,062,926 | 2,662 | 0.0003 | 0.9997 | 98.79 |
| 23.5 | 9,396,605 | 31,108 | 0.0033 | 0.9967 | 98.76 |
| 24.5 | 8,493,195 | 1,639 | 0.0002 | 0.9998 | 98.43 |
| 25.5 | 7,558,236 | 3,231 | 0.0004 | 0.9996 | 98.41 |
| 26.5 | 6,999,860 | 4,965 | 0.0007 | 0.9993 | 98.37 |
| 27.5 | 6,339,998 | 5,016 | 0.0008 | 0.9992 | 98.30 |
| 28.5 | 5,333,779 | 6,624 | 0.0012 | 0.9988 | 98.22 |
| 29.5 | 4,367,677 | 11,118 | 0.0025 | 0.9975 | 98.10 |
| 30.5 | 3,156,317 | 23,520 | 0.0075 | 0.9925 | 97.85 |
| 31.5 | 2,322,741 | 17,257 | 0.0074 | 0.9926 | 97.12 |
| 32.5 | 1,603,116 | 18,909 | 0.0118 | 0.9882 | 96.40 |
| 33.5 | 1,126,386 | 22,868 | 0.0203 | 0.9797 | 95.26 |
| 34.5 | 687,238 | 44,121 | 0.0642 | 0.9358 | 93.33 |
| 35.5 | 248,858 | 35,562 | 0.1429 | 0.8571 | 87.34 |
| 36.5 | 63,339 | 10,545 | 0.1665 | 0.8335 | 74.86 |
| 37.5 | 6,735 | 154 | 0.0229 | 0.9771 | 62.40 |
| 38.5 | 6,423 | 1,298 | 0.2021 | 0.7979 | 60.97 |

KCP&L - GREATER MISSOURI OPERATIONS
MPS JURISDICTION

ACCOUNT 369.02 SERVICES - UNDERGROUND

ORIGINAL LIFE TABLE, CONT.

| PLACEMENT BAND 1924-2008 | | | EXPERIENCE BAND 1989-2008 | | |
|--------------------------------|--|---------------------------------------|---------------------------|---------------|----------------------------------|
| AGE AT BEGIN OF INTERVAL | EXPOSURES AT BEGINNING OF AGE INTERVAL | RETIREMENTS DURING AGE INTERVAL | RETMT RATIO | SURV RATIO | PCT SURV BEGIN OF INTERVAL |
| 39.5 | 5,125 | 2,363 | 0.4611 | 0.5389 | 48.65 |
| 40.5 | 2,762 | 978 | 0.3541 | 0.6459 | 26.22 |
| 41.5 | 1,784 | 1,248 | 0.6996 | 0.3004 | 16.94 |
| 42.5 | 224 | 176 | 0.7857 | 0.2143 | 5.09 |
| 43.5 | 48 | 46 | 0.9583 | 0.0417 | 1.09 |
| 44.5 | 2 | | 0.0000 | 1.0000 | 0.05 |
| 45.5 | 2 | | 0.0000 | 1.0000 | 0.05 |
| 46.5 | 2 | | 0.0000 | 1.0000 | 0.05 |
| 47.5 | | | | | 0.05 |



KCP&L - GREATER MISSOURI OPERATIONS
MPS JURISDICTION

ACCOUNT 370 METERS

ORIGINAL LIFE TABLE

PLACEMENT BAND 1924-2008 EXPERIENCE BAND 1960-2008

| AGE AT BEGIN OF INTERVAL | EXPOSURES AT BEGINNING OF AGE INTERVAL | RETIREMENTS DURING AGE INTERVAL | RETMT RATIO | SURV RATIO | PCT SURV BEGIN OF INTERVAL |
|--------------------------------|--|---------------------------------------|----------------|---------------|----------------------------------|
| 0.0 | 25,814,380 | 33,794 | 0.0013 | 0.9987 | 100.00 |
| 0.5 | 25,147,776 | 66,651 | 0.0027 | 0.9973 | 99.87 |
| 1.5 | 25,103,179 | 9,823 | 0.0004 | 0.9996 | 99.60 |
| 2.5 | 24,521,928 | 15,965 | 0.0007 | 0.9993 | 99.56 |
| 3.5 | 23,684,794 | 40,804 | 0.0017 | 0.9983 | 99.49 |
| 4.5 | 23,965,770 | 34,835 | 0.0015 | 0.9985 | 99.32 |
| 5.5 | 23,013,555 | 24,453 | 0.0011 | 0.9989 | 99.17 |
| 6.5 | 22,431,039 | 44,532 | 0.0020 | 0.9980 | 99.06 |
| 7.5 | 21,990,608 | 95,668 | 0.0044 | 0.9956 | 98.86 |
| 8.5 | 21,604,273 | 146,094 | 0.0068 | 0.9932 | 98.43 |
| 9.5 | 21,938,961 | 119,226 | 0.0054 | 0.9946 | 97.76 |
| 10.5 | 20,102,255 | 50,779 | 0.0025 | 0.9975 | 97.23 |
| 11.5 | 18,996,372 | 20,208 | 0.0011 | 0.9989 | 96.99 |
| 12.5 | 18,346,025 | 16,583 | 0.0009 | 0.9991 | 96.88 |
| 13.5 | 18,233,930 | 31,995 | 0.0018 | 0.9982 | 96.79 |
| 14.5 | 17,610,511 | 183,228 | 0.0104 | 0.9896 | 96.62 |
| 15.5 | 16,712,125 | 73,868 | 0.0044 | 0.9956 | 95.62 |
| 16.5 | 16,119,362 | 35,079 | 0.0022 | 0.9978 | 95.20 |
| 17.5 | 15,393,026 | 19,313 | 0.0013 | 0.9987 | 94.99 |
| 18.5 | 14,649,208 | 23,986 | 0.0016 | 0.9984 | 94.87 |
| 19.5 | 14,140,948 | 17,914 | 0.0013 | 0.9987 | 94.72 |
| 20.5 | 13,007,229 | 44,498 | 0.0034 | 0.9966 | 94.60 |
| 21.5 | 11,730,363 | 40,198 | 0.0034 | 0.9966 | 94.28 |
| 22.5 | 10,827,730 | 36,358 | 0.0034 | 0.9966 | 93.96 |
| 23.5 | 10,135,750 | 33,485 | 0.0033 | 0.9967 | 93.64 |
| 24.5 | 9,650,386 | 73,185 | 0.0076 | 0.9924 | 93.33 |
| 25.5 | 9,191,013 | 102,598 | 0.0112 | 0.9888 | 92.62 |
| 26.5 | 8,970,653 | 35,172 | 0.0039 | 0.9961 | 91.58 |
| 27.5 | 8,624,813 | 283,323 | 0.0328 | 0.9672 | 91.22 |
| 28.5 | 7,948,675 | 56,904 | 0.0072 | 0.9928 | 88.23 |
| 29.5 | 7,220,848 | 60,700 | 0.0084 | 0.9916 | 87.59 |
| 30.5 | 6,324,886 | 117,736 | 0.0186 | 0.9814 | 86.85 |
| 31.5 | 6,442,264 | 301,265 | 0.0468 | 0.9532 | 85.23 |
| 32.5 | 5,807,983 | 139,366 | 0.0240 | 0.9760 | 81.24 |
| 33.5 | 5,230,719 | 265,182 | 0.0507 | 0.9493 | 79.29 |
| 34.5 | 4,416,231 | 111,809 | 0.0253 | 0.9747 | 75.27 |
| 35.5 | 3,616,780 | 128,481 | 0.0355 | 0.9645 | 73.37 |
| 36.5 | 3,864,350 | 168,284 | 0.0435 | 0.9565 | 70.77 |
| 37.5 | 3,390,260 | 158,263 | 0.0467 | 0.9533 | 67.69 |
| 38.5 | 3,035,677 | 255,739 | 0.0842 | 0.9158 | 64.53 |

KCP&L - GREATER MISSOURI OPERATIONS
MPS JURISDICTION

ACCOUNT 370 METERS

ORIGINAL LIFE TABLE, CONT.

PLACEMENT BAND 1924-2008 EXPERIENCE BAND 1960-2008

| AGE AT BEGIN OF INTERVAL | EXPOSURES AT BEGINNING OF AGE INTERVAL | RETIREMENTS DURING AGE INTERVAL | RETMT RATIO | SURV RATIO | PCT SURV BEGIN OF INTERVAL |
|--------------------------------|--|---------------------------------------|----------------|---------------|----------------------------------|
| 39.5 | 2,887,557 | 61,491 | 0.0213 | 0.9787 | 59.10 |
| 40.5 | 2,824,738 | 132,230 | 0.0468 | 0.9532 | 57.84 |
| 41.5 | 2,692,508 | 88,269 | 0.0328 | 0.9672 | 55.13 |
| 42.5 | 2,280,659 | 83,438 | 0.0366 | 0.9634 | 53.32 |
| 43.5 | 2,197,221 | 44,580 | 0.0203 | 0.9797 | 51.37 |
| 44.5 | 2,191,721 | 16,877 | 0.0077 | 0.9923 | 50.33 |
| 45.5 | 2,174,844 | 286 | 0.0001 | 0.9999 | 49.94 |
| 46.5 | 2,174,558 | 1,318 | 0.0006 | 0.9994 | 49.94 |
| 47.5 | 1,726,023 | 330 | 0.0002 | 0.9998 | 49.91 |
| 48.5 | 1,725,693 | | 0.0000 | 1.0000 | 49.90 |
| 49.5 | 1,725,693 | 1,557 | 0.0009 | 0.9991 | 49.90 |
| 50.5 | 1,308,048 | 2,187 | 0.0017 | 0.9983 | 49.86 |
| 51.5 | 1,263,965 | 33 | 0.0000 | 1.0000 | 49.78 |
| 52.5 | 1,264,762 | 8,196 | 0.0065 | 0.9935 | 49.78 |
| 53.5 | 812,430 | 30,998 | 0.0382 | 0.9618 | 49.46 |
| 54.5 | 781,432 | 21,949 | 0.0281 | 0.9719 | 47.57 |
| 55.5 | 488,876 | 18,358 | 0.0376 | 0.9624 | 46.23 |
| 56.5 | 475,701 | 2,710 | 0.0057 | 0.9943 | 44.49 |
| 57.5 | 472,991 | 2,264 | 0.0048 | 0.9952 | 44.24 |
| 58.5 | 248,063 | 1,984 | 0.0080 | 0.9920 | 44.03 |
| 59.5 | 246,079 | | 0.0000 | 1.0000 | 43.68 |
| 60.5 | 245,674 | 25 | 0.0001 | 0.9999 | 43.68 |
| 61.5 | 245,649 | | 0.0000 | 1.0000 | 43.68 |
| 62.5 | 57,250 | | 0.0000 | 1.0000 | 43.68 |
| 63.5 | 57,333 | | 0.0000 | 1.0000 | 43.68 |
| 64.5 | 57,287 | | 0.0000 | 1.0000 | 43.68 |
| 65.5 | 57,287 | | 0.0000 | 1.0000 | 43.68 |
| 66.5 | 57,287 | 830 | 0.0145 | 0.9855 | 43.68 |
| 67.5 | 546 | 1 | 0.0018 | 0.9982 | 43.05 |
| 68.5 | 545 | 83 | 0.1523 | 0.8477 | 42.97 |
| 69.5 | 462 | | 0.0000 | 1.0000 | 36.43 |
| 70.5 | 462 | | 0.0000 | 1.0000 | 36.43 |
| 71.5 | 462 | | 0.0000 | 1.0000 | 36.43 |
| 72.5 | 462 | | 0.0000 | 1.0000 | 36.43 |
| 73.5 | | | | | 36.43 |

KCP&L - GREATER MISSOURI OPERATIONS
MPS JURISDICTION

ACCOUNT 370 METERS

ORIGINAL LIFE TABLE

PLACEMENT BAND 1924-2008 EXPERIENCE BAND 1974-2008

| AGE AT BEGIN OF INTERVAL | EXPOSURES AT BEGINNING OF AGE INTERVAL | RETIREMENTS DURING AGE INTERVAL | RETMT RATIO | SURV RATIO | PCT SURV BEGIN OF INTERVAL |
|--------------------------------|--|---------------------------------------|----------------|---------------|----------------------------------|
| 0.0 | 22,843,040 | 33,637 | 0.0015 | 0.9985 | 100.00 |
| 0.5 | 22,672,839 | 66,651 | 0.0029 | 0.9971 | 99.85 |
| 1.5 | 22,342,238 | 9,484 | 0.0004 | 0.9996 | 99.56 |
| 2.5 | 22,053,228 | 15,943 | 0.0007 | 0.9993 | 99.52 |
| 3.5 | 21,417,123 | 40,673 | 0.0019 | 0.9981 | 99.45 |
| 4.5 | 21,060,557 | 34,809 | 0.0017 | 0.9983 | 99.26 |
| 5.5 | 20,283,285 | 22,481 | 0.0011 | 0.9989 | 99.09 |
| 6.5 | 19,416,528 | 43,227 | 0.0022 | 0.9978 | 98.98 |
| 7.5 | 19,177,206 | 92,616 | 0.0048 | 0.9952 | 98.76 |
| 8.5 | 18,987,060 | 142,881 | 0.0075 | 0.9925 | 98.29 |
| 9.5 | 19,001,164 | 110,208 | 0.0058 | 0.9942 | 97.55 |
| 10.5 | 17,317,462 | 42,465 | 0.0025 | 0.9975 | 96.98 |
| 11.5 | 16,450,849 | 7,649 | 0.0005 | 0.9995 | 96.74 |
| 12.5 | 15,972,636 | 6,898 | 0.0004 | 0.9996 | 96.69 |
| 13.5 | 15,416,034 | 22,672 | 0.0015 | 0.9985 | 96.65 |
| 14.5 | 14,801,938 | 35,867 | 0.0024 | 0.9976 | 96.51 |
| 15.5 | 14,639,915 | 50,744 | 0.0035 | 0.9965 | 96.28 |
| 16.5 | 14,072,115 | 15,252 | 0.0011 | 0.9989 | 95.94 |
| 17.5 | 13,365,606 | 15,732 | 0.0012 | 0.9988 | 95.83 |
| 18.5 | 13,124,805 | 18,282 | 0.0014 | 0.9986 | 95.72 |
| 19.5 | 12,622,249 | 10,979 | 0.0009 | 0.9991 | 95.59 |
| 20.5 | 11,943,591 | 42,056 | 0.0035 | 0.9965 | 95.50 |
| 21.5 | 10,669,167 | 22,399 | 0.0021 | 0.9979 | 95.17 |
| 22.5 | 9,691,914 | 25,066 | 0.0026 | 0.9974 | 94.97 |
| 23.5 | 9,486,682 | 29,762 | 0.0031 | 0.9969 | 94.72 |
| 24.5 | 9,005,041 | 66,000 | 0.0073 | 0.9927 | 94.43 |
| 25.5 | 8,552,853 | 74,196 | 0.0087 | 0.9913 | 93.74 |
| 26.5 | 8,326,128 | 28,097 | 0.0034 | 0.9966 | 92.92 |
| 27.5 | 8,258,016 | 276,049 | 0.0334 | 0.9666 | 92.60 |
| 28.5 | 7,590,055 | 18,007 | 0.0024 | 0.9976 | 89.51 |
| 29.5 | 6,901,828 | 30,266 | 0.0044 | 0.9956 | 89.30 |
| 30.5 | 6,036,300 | 91,485 | 0.0152 | 0.9848 | 88.91 |
| 31.5 | 6,179,929 | 263,441 | 0.0426 | 0.9574 | 87.56 |
| 32.5 | 5,705,347 | 116,648 | 0.0204 | 0.9796 | 83.83 |
| 33.5 | 5,150,801 | 230,469 | 0.0447 | 0.9553 | 82.12 |
| 34.5 | 4,371,026 | 82,296 | 0.0188 | 0.9812 | 78.45 |
| 35.5 | 3,597,164 | 120,749 | 0.0336 | 0.9664 | 76.98 |
| 36.5 | 3,859,731 | 167,368 | 0.0434 | 0.9566 | 74.39 |
| 37.5 | 3,387,134 | 157,772 | 0.0466 | 0.9534 | 71.16 |
| 38.5 | 3,033,137 | 255,637 | 0.0843 | 0.9157 | 67.84 |

KCP&L - GREATER MISSOURI OPERATIONS
MPS JURISDICTION

ACCOUNT 370 METERS

ORIGINAL LIFE TABLE, CONT.

PLACEMENT BAND 1924-2008

EXPERIENCE BAND 1974-2008

| AGE AT BEGIN OF INTERVAL | EXPOSURES AT BEGINNING OF AGE INTERVAL | RETIREMENTS DURING AGE INTERVAL | RETMT RATIO | SURV RATIO | PCT SURV BEGIN OF INTERVAL |
|--------------------------------|--|---------------------------------------|----------------|---------------|----------------------------------|
| 39.5 | 2,885,119 | 61,491 | 0.0213 | 0.9787 | 62.12 |
| 40.5 | 2,822,346 | 132,230 | 0.0469 | 0.9531 | 60.80 |
| 41.5 | 2,690,414 | 88,269 | 0.0328 | 0.9672 | 57.95 |
| 42.5 | 2,278,565 | 83,438 | 0.0366 | 0.9634 | 56.05 |
| 43.5 | 2,195,127 | 44,580 | 0.0203 | 0.9797 | 54.00 |
| 44.5 | 2,189,627 | 16,877 | 0.0077 | 0.9923 | 52.90 |
| 45.5 | 2,172,750 | 286 | 0.0001 | 0.9999 | 52.49 |
| 46.5 | 2,172,464 | 1,318 | 0.0006 | 0.9994 | 52.48 |
| 47.5 | 1,723,929 | 330 | 0.0002 | 0.9998 | 52.45 |
| 48.5 | 1,723,599 | | 0.0000 | 1.0000 | 52.44 |
| 49.5 | 1,725,693 | 1,557 | 0.0009 | 0.9991 | 52.44 |
| 50.5 | 1,308,048 | 2,187 | 0.0017 | 0.9983 | 52.39 |
| 51.5 | 1,263,965 | 33 | 0.0000 | 1.0000 | 52.30 |
| 52.5 | 1,264,762 | 8,196 | 0.0065 | 0.9935 | 52.30 |
| 53.5 | 812,430 | 30,998 | 0.0382 | 0.9618 | 51.96 |
| 54.5 | 781,432 | 21,949 | 0.0281 | 0.9719 | 49.98 |
| 55.5 | 488,876 | 18,358 | 0.0376 | 0.9624 | 48.58 |
| 56.5 | 475,701 | 2,710 | 0.0057 | 0.9943 | 46.75 |
| 57.5 | 472,991 | 2,264 | 0.0048 | 0.9952 | 46.48 |
| 58.5 | 248,063 | 1,984 | 0.0080 | 0.9920 | 46.26 |
| 59.5 | 246,079 | | 0.0000 | 1.0000 | 45.89 |
| 60.5 | 245,674 | 25 | 0.0001 | 0.9999 | 45.89 |
| 61.5 | 245,649 | | 0.0000 | 1.0000 | 45.89 |
| 62.5 | 57,250 | | 0.0000 | 1.0000 | 45.89 |
| 63.5 | 57,333 | | 0.0000 | 1.0000 | 45.89 |
| 64.5 | 57,287 | | 0.0000 | 1.0000 | 45.89 |
| 65.5 | 57,287 | | 0.0000 | 1.0000 | 45.89 |
| 66.5 | 57,287 | 830 | 0.0145 | 0.9855 | 45.89 |
| 67.5 | 546 | 1 | 0.0018 | 0.9982 | 45.22 |
| 68.5 | 545 | 83 | 0.1523 | 0.8477 | 45.14 |
| 69.5 | 462 | | 0.0000 | 1.0000 | 38.27 |
| 70.5 | 462 | | 0.0000 | 1.0000 | 38.27 |
| 71.5 | 462 | | 0.0000 | 1.0000 | 38.27 |
| 72.5 | 462 | | 0.0000 | 1.0000 | 38.27 |
| 73.5 | | | | | 38.27 |

KCP&L - GREATER MISSOURI OPERATIONS
MPS JURISDICTION

ACCOUNT 370 METERS

ORIGINAL LIFE TABLE

PLACEMENT BAND 1924-2008 EXPERIENCE BAND 1989-2008

| AGE AT BEGIN OF INTERVAL | EXPOSURES AT BEGINNING OF AGE INTERVAL | RETIREMENTS DURING AGE INTERVAL | RETMT RATIO | SURV RATIO | PCT SURV BEGIN OF INTERVAL |
|--------------------------------|--|---------------------------------------|----------------|---------------|----------------------------------|
| 0.0 | 14,451,026 | 33,637 | 0.0023 | 0.9977 | 100.00 |
| 0.5 | 14,657,886 | 11,934 | 0.0008 | 0.9992 | 99.77 |
| 1.5 | 14,993,874 | 9,484 | 0.0006 | 0.9994 | 99.69 |
| 2.5 | 15,265,592 | 15,943 | 0.0010 | 0.9990 | 99.63 |
| 3.5 | 15,047,231 | 40,673 | 0.0027 | 0.9973 | 99.53 |
| 4.5 | 14,958,585 | 34,809 | 0.0023 | 0.9977 | 99.26 |
| 5.5 | 14,444,371 | 22,481 | 0.0016 | 0.9984 | 99.03 |
| 6.5 | 13,606,121 | 43,227 | 0.0032 | 0.9968 | 98.87 |
| 7.5 | 13,573,230 | 92,616 | 0.0068 | 0.9932 | 98.55 |
| 8.5 | 13,586,547 | 142,881 | 0.0105 | 0.9895 | 97.88 |
| 9.5 | 13,875,723 | 110,208 | 0.0079 | 0.9921 | 96.85 |
| 10.5 | 12,609,292 | 42,465 | 0.0034 | 0.9966 | 96.08 |
| 11.5 | 12,134,766 | 6,356 | 0.0005 | 0.9995 | 95.75 |
| 12.5 | 12,105,488 | 6,898 | 0.0006 | 0.9994 | 95.70 |
| 13.5 | 11,989,637 | 21,822 | 0.0018 | 0.9982 | 95.64 |
| 14.5 | 11,834,433 | 32,467 | 0.0027 | 0.9973 | 95.47 |
| 15.5 | 11,580,786 | 40,361 | 0.0035 | 0.9965 | 95.21 |
| 16.5 | 11,355,444 | 8,710 | 0.0008 | 0.9992 | 94.88 |
| 17.5 | 10,945,413 | 10,366 | 0.0009 | 0.9991 | 94.80 |
| 18.5 | 10,271,945 | 3,645 | 0.0004 | 0.9996 | 94.71 |
| 19.5 | 9,993,596 | 4,873 | 0.0005 | 0.9995 | 94.67 |
| 20.5 | 9,049,425 | 8,478 | 0.0009 | 0.9991 | 94.62 |
| 21.5 | 7,982,147 | 1,667 | 0.0002 | 0.9998 | 94.53 |
| 22.5 | 7,223,856 | 4,145 | 0.0006 | 0.9994 | 94.51 |
| 23.5 | 6,757,354 | | 0.0000 | 1.0000 | 94.45 |
| 24.5 | 6,474,663 | 23,063 | 0.0036 | 0.9964 | 94.45 |
| 25.5 | 6,208,188 | 29,667 | 0.0048 | 0.9952 | 94.11 |
| 26.5 | 6,252,875 | 8,471 | 0.0014 | 0.9986 | 93.66 |
| 27.5 | 5,927,717 | 254,449 | 0.0429 | 0.9571 | 93.53 |
| 28.5 | 5,281,231 | 4,218 | 0.0008 | 0.9992 | 89.52 |
| 29.5 | 4,606,793 | 3,462 | 0.0008 | 0.9992 | 89.45 |
| 30.5 | 4,204,950 | 17,775 | 0.0042 | 0.9958 | 89.38 |
| 31.5 | 4,422,414 | 209,345 | 0.0473 | 0.9527 | 89.00 |
| 32.5 | 3,880,053 | 12,722 | 0.0033 | 0.9967 | 84.79 |
| 33.5 | 4,005,049 | 187,091 | 0.0467 | 0.9533 | 84.51 |
| 34.5 | 3,268,652 | 23,351 | 0.0071 | 0.9929 | 80.56 |
| 35.5 | 2,918,808 | 115,458 | 0.0396 | 0.9604 | 79.99 |
| 36.5 | 3,179,401 | 108,542 | 0.0341 | 0.9659 | 76.82 |
| 37.5 | 2,765,630 | 109,459 | 0.0396 | 0.9604 | 74.20 |
| 38.5 | 2,723,241 | 255,435 | 0.0938 | 0.9062 | 71.26 |

KCP&L - GREATER MISSOURI OPERATIONS
MPS JURISDICTION

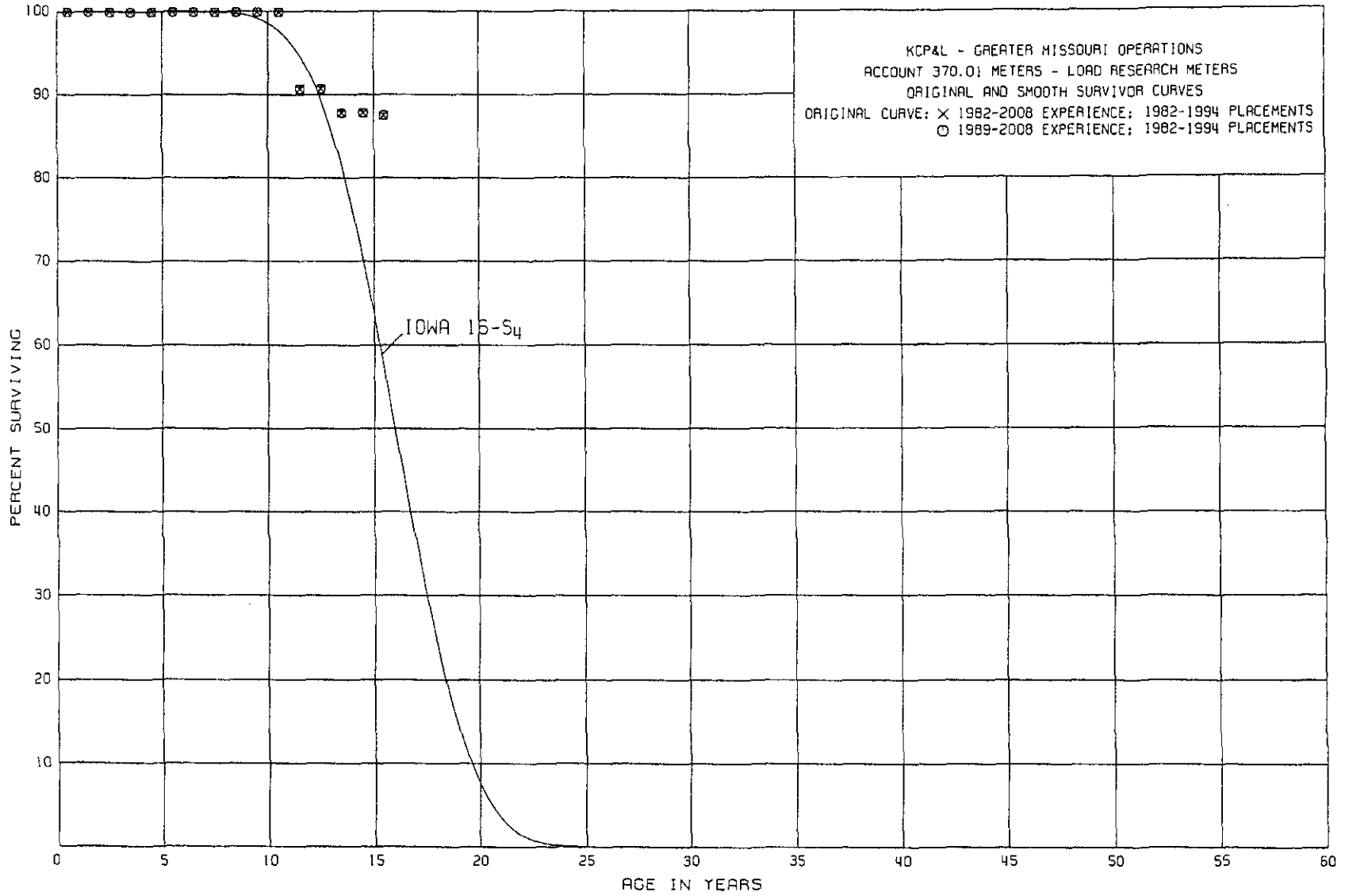
ACCOUNT 370 METERS

ORIGINAL LIFE TABLE, CONT.

| PLACEMENT BAND 1924-2008 | | | EXPERIENCE BAND 1989-2008 | | | |
|--------------------------------|--|---------------------------------------|---------------------------|---------------|----------------------------------|--|
| AGE AT BEGIN OF INTERVAL | EXPOSURES AT BEGINNING OF AGE INTERVAL | RETIREMENTS DURING AGE INTERVAL | RETMT RATIO | SURV RATIO | PCT SURV BEGIN OF INTERVAL | |
| 39.5 | 2,575,425 | 60,146 | 0.0234 | 0.9766 | 64.58 | |
| 40.5 | 2,513,951 | 131,890 | 0.0525 | 0.9475 | 63.07 | |
| 41.5 | 2,382,061 | 88,123 | 0.0370 | 0.9630 | 59.76 | |
| 42.5 | 2,226,596 | 83,438 | 0.0375 | 0.9625 | 57.55 | |
| 43.5 | 2,143,158 | 44,580 | 0.0208 | 0.9792 | 55.39 | |
| 44.5 | 2,137,658 | 16,877 | 0.0079 | 0.9921 | 54.24 | |
| 45.5 | 2,120,781 | 286 | 0.0001 | 0.9999 | 53.81 | |
| 46.5 | 2,120,495 | 1,301 | 0.0006 | 0.9994 | 53.80 | |
| 47.5 | 1,723,197 | 330 | 0.0002 | 0.9998 | 53.77 | |
| 48.5 | 1,722,867 | | 0.0000 | 1.0000 | 53.76 | |
| 49.5 | 1,722,867 | 552 | 0.0003 | 0.9997 | 53.76 | |
| 50.5 | 1,306,227 | 2,039 | 0.0016 | 0.9984 | 53.74 | |
| 51.5 | 1,262,697 | | 0.0000 | 1.0000 | 53.65 | |
| 52.5 | 1,262,697 | 7,998 | 0.0063 | 0.9937 | 53.65 | |
| 53.5 | 810,563 | 30,998 | 0.0382 | 0.9618 | 53.31 | |
| 54.5 | 779,565 | 21,949 | 0.0282 | 0.9718 | 51.27 | |
| 55.5 | 487,885 | 18,358 | 0.0376 | 0.9624 | 49.82 | |
| 56.5 | 474,958 | 2,710 | 0.0057 | 0.9943 | 47.95 | |
| 57.5 | 472,248 | 2,264 | 0.0048 | 0.9952 | 47.68 | |
| 58.5 | 247,320 | 1,703 | 0.0069 | 0.9931 | 47.45 | |
| 59.5 | 245,617 | | 0.0000 | 1.0000 | 47.12 | |
| 60.5 | 245,212 | 25 | 0.0001 | 0.9999 | 47.12 | |
| 61.5 | 245,187 | | 0.0000 | 1.0000 | 47.12 | |
| 62.5 | 56,788 | | 0.0000 | 1.0000 | 47.12 | |
| 63.5 | 56,871 | | 0.0000 | 1.0000 | 47.12 | |
| 64.5 | 57,287 | | 0.0000 | 1.0000 | 47.12 | |
| 65.5 | 57,287 | | 0.0000 | 1.0000 | 47.12 | |
| 66.5 | 57,287 | 830 | 0.0145 | 0.9855 | 47.12 | |
| 67.5 | 546 | 1 | 0.0018 | 0.9982 | 46.44 | |
| 68.5 | 545 | 83 | 0.1523 | 0.8477 | 46.36 | |
| 69.5 | 462 | | 0.0000 | 1.0000 | 39.30 | |
| 70.5 | 462 | | 0.0000 | 1.0000 | 39.30 | |
| 71.5 | 462 | | 0.0000 | 1.0000 | 39.30 | |
| 72.5 | 462 | | 0.0000 | 1.0000 | 39.30 | |
| 73.5 | | | | | 39.30 | |

III-162

Schedule JSS2010-1



KCP&L - GREATER MISSOURI OPERATIONS
MPS JURISDICTION

ACCOUNT 370.01 METERS - LOAD RESEARCH METERS

ORIGINAL LIFE TABLE

| PLACEMENT BAND 1982-1994 | | | EXPERIENCE BAND 1982-2008 | | |
|--------------------------------|--|---------------------------------------|---------------------------|---------------|----------------------------------|
| AGE AT BEGIN OF INTERVAL | EXPOSURES AT BEGINNING OF AGE INTERVAL | RETIREMENTS DURING AGE INTERVAL | RETMT RATIO | SURV RATIO | PCT SURV BEGIN OF INTERVAL |
| 0.0 | 2,356,924 | | 0.0000 | 1.0000 | 100.00 |
| 0.5 | 2,356,924 | | 0.0000 | 1.0000 | 100.00 |
| 1.5 | 2,356,924 | | 0.0000 | 1.0000 | 100.00 |
| 2.5 | 2,356,924 | | 0.0000 | 1.0000 | 100.00 |
| 3.5 | 2,356,924 | | 0.0000 | 1.0000 | 100.00 |
| 4.5 | 2,356,924 | | 0.0000 | 1.0000 | 100.00 |
| 5.5 | 2,356,924 | | 0.0000 | 1.0000 | 100.00 |
| 6.5 | 2,330,669 | | 0.0000 | 1.0000 | 100.00 |
| 7.5 | 2,330,669 | | 0.0000 | 1.0000 | 100.00 |
| 8.5 | 2,330,669 | | 0.0000 | 1.0000 | 100.00 |
| 9.5 | 2,330,669 | | 0.0000 | 1.0000 | 100.00 |
| 10.5 | 2,330,669 | 217,125 | 0.0932 | 0.9068 | 100.00 |
| 11.5 | 2,113,544 | | 0.0000 | 1.0000 | 90.68 |
| 12.5 | 2,113,544 | 67,948 | 0.0321 | 0.9679 | 90.68 |
| 13.5 | 2,045,596 | | 0.0000 | 1.0000 | 87.77 |
| 14.5 | 2,032,653 | 7,481 | 0.0037 | 0.9963 | 87.77 |
| 15.5 | 46,328 | | 0.0000 | 1.0000 | 87.45 |
| 16.5 | 46,328 | | 0.0000 | 1.0000 | 87.45 |
| 17.5 | 46,328 | | 0.0000 | 1.0000 | 87.45 |
| 18.5 | | | | | 87.45 |

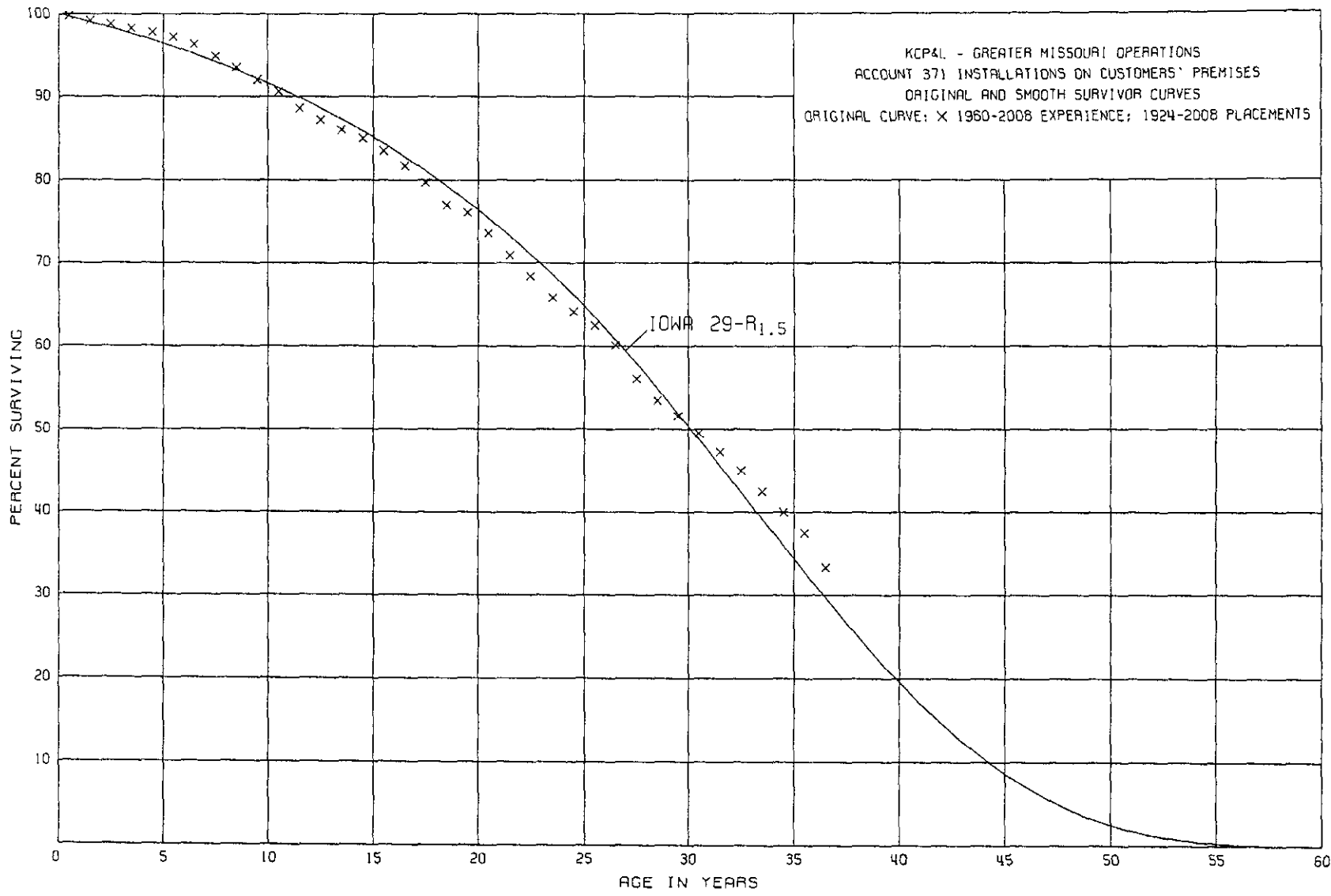
KCP&L - GREATER MISSOURI OPERATIONS
MPS JURISDICTION

ACCOUNT 370.01 METERS - LOAD RESEARCH METERS

ORIGINAL LIFE TABLE

| PLACEMENT BAND 1982-1994 | | | EXPERIENCE BAND 1989-2008 | | |
|--------------------------------|--|---------------------------------------|---------------------------|---------------|----------------------------------|
| AGE AT BEGIN OF INTERVAL | EXPOSURES AT BEGINNING OF AGE INTERVAL | RETIREMENTS DURING AGE INTERVAL | RETMT RATIO | SURV RATIO | PCT SURV BEGIN OF INTERVAL |
| 0.0 | 2,071,851 | | 0.0000 | 1.0000 | 100.00 |
| 0.5 | 2,071,851 | | 0.0000 | 1.0000 | 100.00 |
| 1.5 | 2,071,851 | | 0.0000 | 1.0000 | 100.00 |
| 2.5 | 2,071,851 | | 0.0000 | 1.0000 | 100.00 |
| 3.5 | 2,071,851 | | 0.0000 | 1.0000 | 100.00 |
| 4.5 | 2,071,851 | | 0.0000 | 1.0000 | 100.00 |
| 5.5 | 2,071,851 | | 0.0000 | 1.0000 | 100.00 |
| 6.5 | 2,330,669 | | 0.0000 | 1.0000 | 100.00 |
| 7.5 | 2,330,669 | | 0.0000 | 1.0000 | 100.00 |
| 8.5 | 2,330,669 | | 0.0000 | 1.0000 | 100.00 |
| 9.5 | 2,330,669 | | 0.0000 | 1.0000 | 100.00 |
| 10.5 | 2,330,669 | 217,125 | 0.0932 | 0.9068 | 100.00 |
| 11.5 | 2,113,544 | | 0.0000 | 1.0000 | 90.68 |
| 12.5 | 2,113,544 | 67,948 | 0.0321 | 0.9679 | 90.68 |
| 13.5 | 2,045,596 | | 0.0000 | 1.0000 | 87.77 |
| 14.5 | 2,032,653 | 7,481 | 0.0037 | 0.9963 | 87.77 |
| 15.5 | 46,328 | | 0.0000 | 1.0000 | 87.45 |
| 16.5 | 46,328 | | 0.0000 | 1.0000 | 87.45 |
| 17.5 | 46,328 | | 0.0000 | 1.0000 | 87.45 |
| 18.5 | | | | | 87.45 |

KCPAL - GREATER MISSOURI OPERATIONS
ACCOUNT 371 INSTALLATIONS ON CUSTOMERS' PREMISES
ORIGINAL AND SMOOTH SURVIVOR CURVES
ORIGINAL CURVE: X 1960-2008 EXPERIENCE; 1924-2008 PLACEMENTS



III-165

Schedule JJS2010-1

KCP&L - GREATER MISSOURI OPERATIONS
MPS JURISDICTION

ACCOUNT 371 INSTALLATIONS ON CUSTOMERS' PREMISES

ORIGINAL LIFE TABLE

PLACEMENT BAND 1924-2008

EXPERIENCE BAND 1960-2008

| AGE AT BEGIN OF INTERVAL | EXPOSURES AT BEGINNING OF AGE INTERVAL | RETIREMENTS DURING AGE INTERVAL | RETMT RATIO | SURV RATIO | PCT SURV BEGIN OF INTERVAL |
|--------------------------------|--|---------------------------------------|----------------|---------------|----------------------------------|
| 0.0 | 17,226,246 | 42,989 | 0.0025 | 0.9975 | 100.00 |
| 0.5 | 16,709,586 | 88,991 | 0.0053 | 0.9947 | 99.75 |
| 1.5 | 16,184,348 | 62,592 | 0.0039 | 0.9961 | 99.22 |
| 2.5 | 15,427,921 | 85,161 | 0.0055 | 0.9945 | 98.83 |
| 3.5 | 14,652,875 | 78,381 | 0.0053 | 0.9947 | 98.29 |
| 4.5 | 13,907,561 | 74,572 | 0.0054 | 0.9946 | 97.77 |
| 5.5 | 13,314,964 | 125,583 | 0.0094 | 0.9906 | 97.24 |
| 6.5 | 12,721,724 | 195,339 | 0.0154 | 0.9846 | 96.33 |
| 7.5 | 12,188,553 | 168,354 | 0.0138 | 0.9862 | 94.85 |
| 8.5 | 11,956,010 | 194,695 | 0.0163 | 0.9837 | 93.54 |
| 9.5 | 11,734,541 | 183,881 | 0.0157 | 0.9843 | 92.02 |
| 10.5 | 8,822,981 | 189,354 | 0.0215 | 0.9785 | 90.58 |
| 11.5 | 8,062,914 | 130,538 | 0.0162 | 0.9838 | 88.63 |
| 12.5 | 7,131,334 | 94,981 | 0.0133 | 0.9867 | 87.19 |
| 13.5 | 6,193,940 | 77,118 | 0.0125 | 0.9875 | 86.03 |
| 14.5 | 5,401,686 | 93,309 | 0.0173 | 0.9827 | 84.95 |
| 15.5 | 4,788,820 | 99,579 | 0.0208 | 0.9792 | 83.48 |
| 16.5 | 4,243,971 | 106,801 | 0.0252 | 0.9748 | 81.74 |
| 17.5 | 3,735,576 | 126,774 | 0.0339 | 0.9661 | 79.68 |
| 18.5 | 3,100,933 | 35,651 | 0.0115 | 0.9885 | 76.98 |
| 19.5 | 2,648,387 | 86,718 | 0.0327 | 0.9673 | 76.09 |
| 20.5 | 2,238,502 | 82,991 | 0.0371 | 0.9629 | 73.60 |
| 21.5 | 1,940,149 | 67,801 | 0.0349 | 0.9651 | 70.87 |
| 22.5 | 1,704,602 | 63,850 | 0.0375 | 0.9625 | 68.40 |
| 23.5 | 1,507,220 | 40,326 | 0.0268 | 0.9732 | 65.84 |
| 24.5 | 1,350,790 | 32,548 | 0.0241 | 0.9759 | 64.08 |
| 25.5 | 1,183,477 | 47,044 | 0.0398 | 0.9602 | 62.54 |
| 26.5 | 1,021,900 | 67,759 | 0.0663 | 0.9337 | 60.05 |
| 27.5 | 838,402 | 38,050 | 0.0454 | 0.9546 | 56.07 |
| 28.5 | 666,746 | 23,505 | 0.0353 | 0.9647 | 53.52 |
| 29.5 | 574,420 | 23,994 | 0.0418 | 0.9582 | 51.63 |
| 30.5 | 431,051 | 18,653 | 0.0433 | 0.9567 | 49.47 |
| 31.5 | 350,077 | 17,623 | 0.0503 | 0.9497 | 47.33 |
| 32.5 | 233,520 | 12,770 | 0.0547 | 0.9453 | 44.95 |
| 33.5 | 152,603 | 8,833 | 0.0579 | 0.9421 | 42.49 |
| 34.5 | 56,888 | 3,622 | 0.0637 | 0.9363 | 40.03 |
| 35.5 | 4,322 | 479 | 0.1108 | 0.8892 | 37.48 |
| 36.5 | 891 | | 0.0000 | 1.0000 | 33.33 |
| 37.5 | 891 | | 0.0000 | 1.0000 | 33.33 |
| 38.5 | 445 | | 0.0000 | 1.0000 | 33.33 |

KCP&L - GREATER MISSOURI OPERATIONS
MPS JURISDICTION

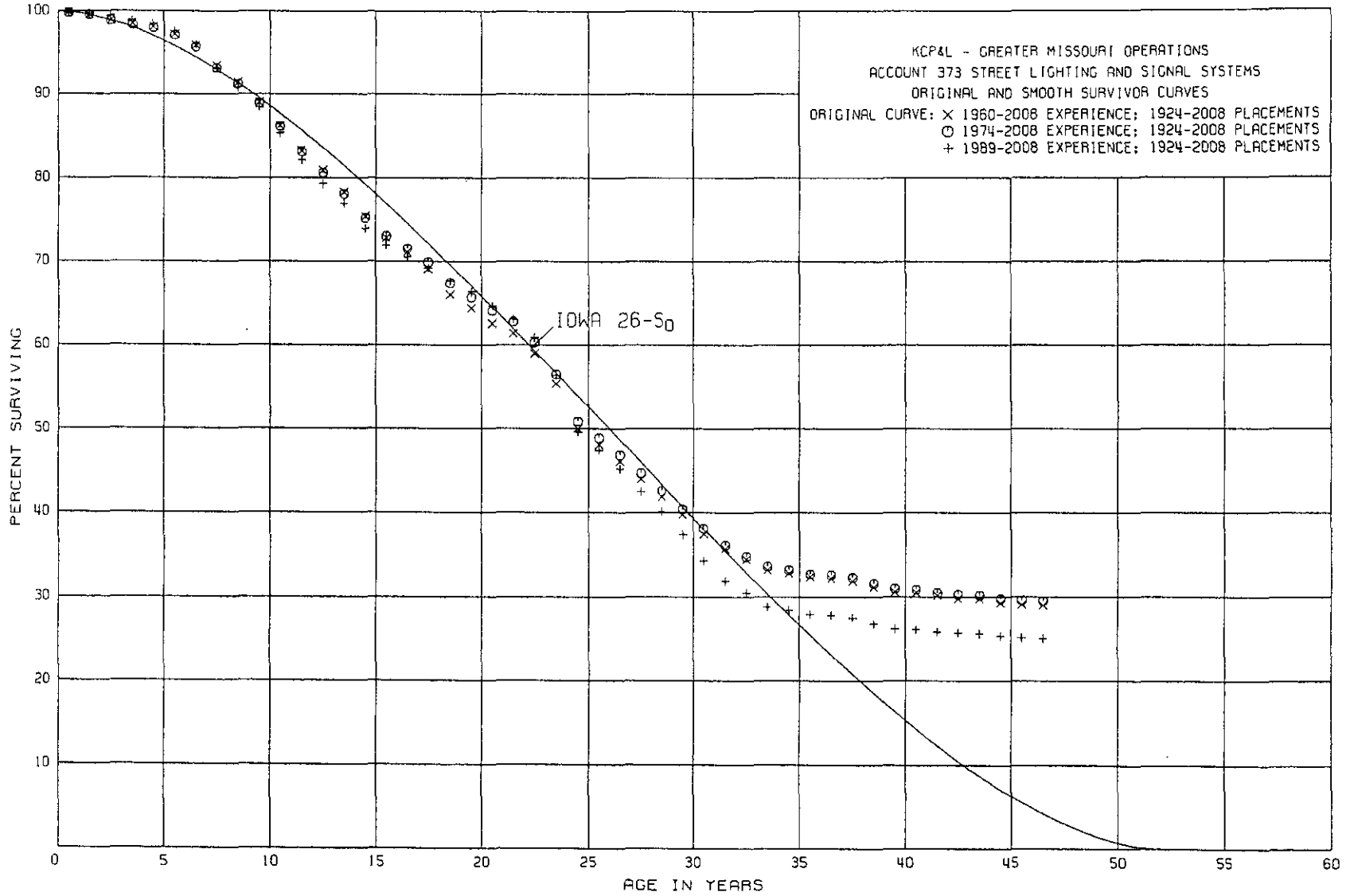
ACCOUNT 371 INSTALLATIONS ON CUSTOMERS' PREMISES

ORIGINAL LIFE TABLE, CONT.

| PLACEMENT BAND 1924-2008 | | | EXPERIENCE BAND 1960-2008 | | | |
|--------------------------------|--|---------------------------------------|---------------------------|---------------|----------------------------------|--|
| AGE AT BEGIN OF INTERVAL | EXPOSURES AT BEGINNING OF AGE INTERVAL | RETIREMENTS DURING AGE INTERVAL | RETMT RATIO | SURV RATIO | PCT SURV BEGIN OF INTERVAL | |
| 39.5 | 444 | 160 | 0.3604 | 0.6396 | 33.33 | |
| 40.5 | 287 | | 0.0000 | 1.0000 | 21.32 | |
| 41.5 | 286 | 99 | 0.3462 | 0.6538 | 21.32 | |
| 42.5 | | | | | 13.94 | |
| 43.5 | 2 | | 0.0000 | | | |
| 44.5 | 2 | 25 | 2.5000 | | | |
| 45.5 | 1 | 2 | 2.0000 | | | |
| 46.5 | 1 | 28 | 8.0000 | | | |
| 47.5 | | 20 | | | | |
| 48.5 | | | | | | |
| 49.5 | | 161 | | | | |
| 50.5 | 156 | 5 | 0.0321 | | | |
| 51.5 | 156 | | 0.0000 | | | |
| 52.5 | 156 | 111 | 0.7115 | | | |
| 53.5 | 156 | | 0.0000 | | | |
| 54.5 | 156 | | 0.0000 | | | |
| 55.5 | | | | | | |
| 56.5 | | 733 | | | | |
| 57.5 | | | | | | |
| 58.5 | | | | | | |
| 59.5 | | | | | | |
| 60.5 | | | | | | |
| 61.5 | | 53 | | | | |
| 62.5 | | | | | | |
| 63.5 | | | | | | |
| 64.5 | 198 | | 0.0000 | | | |
| 65.5 | 198 | 168 | 0.8485 | | | |
| 66.5 | 198 | 1 | 0.0051 | | | |
| 67.5 | 198 | | 0.0000 | | | |
| 68.5 | 198 | | 0.0000 | | | |
| 69.5 | 198 | 198 | 1.0000 | | | |
| 70.5 | | 3 | | | | |

III-168

Schedule JJS2010-1



KCP&L - GREATER MISSOURI OPERATIONS
MPS JURISDICTION

ACCOUNT 373 STREET LIGHTING AND SIGNAL SYSTEMS

ORIGINAL LIFE TABLE

| PLACEMENT BAND 1924-2008 | | | EXPERIENCE BAND 1960-2008 | | |
|--------------------------------|--|---------------------------------------|---------------------------|---------------|----------------------------------|
| AGE AT BEGIN OF INTERVAL | EXPOSURES AT BEGINNING OF AGE INTERVAL | RETIREMENTS DURING AGE INTERVAL | RETMT RATIO | SURV RATIO | PCT SURV BEGIN OF INTERVAL |
| 0.0 | 35,191,897 | 53,295 | 0.0015 | 0.9985 | 100.00 |
| 0.5 | 33,208,186 | 72,416 | 0.0022 | 0.9978 | 99.85 |
| 1.5 | 31,509,525 | 218,823 | 0.0069 | 0.9931 | 99.63 |
| 2.5 | 29,165,946 | 143,347 | 0.0049 | 0.9951 | 98.94 |
| 3.5 | 26,633,503 | 106,595 | 0.0040 | 0.9960 | 98.46 |
| 4.5 | 25,564,278 | 223,573 | 0.0087 | 0.9913 | 98.07 |
| 5.5 | 23,725,003 | 319,846 | 0.0135 | 0.9865 | 97.22 |
| 6.5 | 22,670,847 | 597,583 | 0.0264 | 0.9736 | 95.91 |
| 7.5 | 21,175,674 | 441,570 | 0.0209 | 0.9791 | 93.38 |
| 8.5 | 19,522,291 | 528,139 | 0.0271 | 0.9729 | 91.43 |
| 9.5 | 18,310,822 | 568,396 | 0.0310 | 0.9690 | 88.95 |
| 10.5 | 17,418,795 | 601,877 | 0.0346 | 0.9654 | 86.19 |
| 11.5 | 15,358,513 | 436,395 | 0.0284 | 0.9716 | 83.21 |
| 12.5 | 13,912,332 | 430,592 | 0.0310 | 0.9690 | 80.85 |
| 13.5 | 12,668,904 | 483,536 | 0.0382 | 0.9618 | 78.34 |
| 14.5 | 11,351,367 | 384,742 | 0.0339 | 0.9661 | 75.35 |
| 15.5 | 10,334,314 | 238,103 | 0.0230 | 0.9770 | 72.80 |
| 16.5 | 9,389,060 | 262,805 | 0.0280 | 0.9720 | 71.13 |
| 17.5 | 8,445,851 | 380,285 | 0.0450 | 0.9550 | 69.14 |
| 18.5 | 7,677,139 | 189,258 | 0.0247 | 0.9753 | 66.03 |
| 19.5 | 6,985,843 | 190,841 | 0.0273 | 0.9727 | 64.40 |
| 20.5 | 6,179,843 | 123,504 | 0.0200 | 0.9800 | 62.64 |
| 21.5 | 5,530,241 | 217,267 | 0.0393 | 0.9607 | 61.39 |
| 22.5 | 4,779,703 | 289,255 | 0.0605 | 0.9395 | 58.98 |
| 23.5 | 3,831,619 | 374,066 | 0.0976 | 0.9024 | 55.41 |
| 24.5 | 3,161,309 | 122,250 | 0.0387 | 0.9613 | 50.00 |
| 25.5 | 2,927,418 | 118,522 | 0.0405 | 0.9595 | 48.07 |
| 26.5 | 2,756,619 | 128,050 | 0.0465 | 0.9535 | 46.12 |
| 27.5 | 2,529,772 | 121,137 | 0.0479 | 0.9521 | 43.98 |
| 28.5 | 2,097,057 | 104,527 | 0.0498 | 0.9502 | 41.87 |
| 29.5 | 1,786,644 | 100,569 | 0.0563 | 0.9437 | 39.78 |
| 30.5 | 1,507,637 | 73,596 | 0.0488 | 0.9512 | 37.54 |
| 31.5 | 1,512,212 | 51,540 | 0.0341 | 0.9659 | 35.71 |
| 32.5 | 1,275,976 | 48,351 | 0.0379 | 0.9621 | 34.49 |
| 33.5 | 1,096,385 | 12,328 | 0.0112 | 0.9888 | 33.18 |
| 34.5 | 986,211 | 13,617 | 0.0138 | 0.9862 | 32.81 |
| 35.5 | 917,853 | 5,232 | 0.0057 | 0.9943 | 32.36 |
| 36.5 | 1,074,631 | 10,284 | 0.0096 | 0.9904 | 32.18 |
| 37.5 | 1,057,359 | 21,260 | 0.0201 | 0.9799 | 31.87 |
| 38.5 | 1,025,545 | 19,560 | 0.0191 | 0.9809 | 31.23 |

KCP&L - GREATER MISSOURI OPERATIONS
MPS JURISDICTION

ACCOUNT 373 STREET LIGHTING AND SIGNAL SYSTEMS

ORIGINAL LIFE TABLE, CONT.

| PLACEMENT BAND 1924-2008 | | | EXPERIENCE BAND 1960-2008 | | | |
|--------------------------------|--|---------------------------------------|---------------------------|---------------|----------------------------------|--|
| AGE AT BEGIN OF INTERVAL | EXPOSURES AT BEGINNING OF AGE INTERVAL | RETIREMENTS DURING AGE INTERVAL | RETMT RATIO | SURV RATIO | PCT SURV BEGIN OF INTERVAL | |
| 39.5 | 1,008,597 | 3,289 | 0.0033 | 0.9967 | 30.63 | |
| 40.5 | 1,005,352 | 11,304 | 0.0112 | 0.9888 | 30.53 | |
| 41.5 | 994,048 | 11,887 | 0.0120 | 0.9880 | 30.19 | |
| 42.5 | 833,345 | 1,208 | 0.0014 | 0.9986 | 29.83 | |
| 43.5 | 832,083 | 13,691 | 0.0165 | 0.9835 | 29.79 | |
| 44.5 | 807,947 | 6,211 | 0.0077 | 0.9923 | 29.30 | |
| 45.5 | 801,555 | 3,321 | 0.0041 | 0.9959 | 29.07 | |
| 46.5 | 798,232 | 2,756 | 0.0035 | 0.9965 | 28.95 | |
| 47.5 | 653,528 | 1,244 | 0.0019 | 0.9981 | 28.85 | |
| 48.5 | 652,234 | 6,639 | 0.0102 | 0.9898 | 28.80 | |
| 49.5 | 645,405 | 10,136 | 0.0157 | 0.9843 | 28.51 | |
| 50.5 | 463,530 | 3,185 | 0.0069 | 0.9931 | 28.06 | |
| 51.5 | 463,412 | 3,827 | 0.0083 | 0.9917 | 27.87 | |
| 52.5 | 459,709 | 3,503 | 0.0076 | 0.9924 | 27.64 | |
| 53.5 | 299,168 | 5,348 | 0.0179 | 0.9821 | 27.43 | |
| 54.5 | 293,820 | 5,341 | 0.0182 | 0.9818 | 26.94 | |
| 55.5 | 241,009 | 3,062 | 0.0127 | 0.9873 | 26.45 | |
| 56.5 | 238,929 | | 0.0000 | 1.0000 | 26.11 | |
| 57.5 | 238,196 | 829 | 0.0035 | 0.9965 | 26.11 | |
| 58.5 | 138,418 | 458 | 0.0033 | 0.9967 | 26.02 | |
| 59.5 | 137,948 | 2,397 | 0.0174 | 0.9826 | 25.93 | |
| 60.5 | 135,547 | 123 | 0.0009 | 0.9991 | 25.48 | |
| 61.5 | 135,427 | 2,298 | 0.0170 | 0.9830 | 25.46 | |
| 62.5 | 82,399 | 871 | 0.0106 | 0.9894 | 25.03 | |
| 63.5 | 81,987 | 384 | 0.0047 | 0.9953 | 24.76 | |
| 64.5 | 84,479 | 288 | 0.0034 | 0.9966 | 24.64 | |
| 65.5 | 84,191 | 764 | 0.0091 | 0.9909 | 24.56 | |
| 66.5 | 83,253 | 3,956 | 0.0475 | 0.9525 | 24.34 | |
| 67.5 | 73,992 | 162 | 0.0022 | 0.9978 | 23.18 | |
| 68.5 | 73,799 | 814 | 0.0110 | 0.9890 | 23.13 | |
| 69.5 | 72,985 | 25 | 0.0003 | 0.9997 | 22.88 | |
| 70.5 | 72,957 | 222 | 0.0030 | 0.9970 | 22.87 | |
| 71.5 | 52,613 | 285 | 0.0054 | 0.9946 | 22.80 | |
| 72.5 | 52,355 | 91 | 0.0017 | 0.9983 | 22.68 | |
| 73.5 | 49,119 | | 0.0000 | 1.0000 | 22.64 | |
| 74.5 | 48,679 | 1,973 | 0.0405 | 0.9595 | 22.64 | |
| 75.5 | 35,654 | 739 | 0.0207 | 0.9793 | 21.72 | |
| 76.5 | 31,642 | 47 | 0.0015 | 0.9985 | 21.27 | |
| 77.5 | 31,595 | | 0.0000 | 1.0000 | 21.24 | |
| 78.5 | 31,595 | | 0.0000 | 1.0000 | 21.24 | |

KCP&L - GREATER MISSOURI OPERATIONS
MPS JURISDICTION

ACCOUNT 373 STREET LIGHTING AND SIGNAL SYSTEMS

ORIGINAL LIFE TABLE, CONT.

| PLACEMENT BAND 1924-2008 | | | EXPERIENCE BAND 1960-2008 | | | |
|--------------------------------|--|---------------------------------------|---------------------------|---------------|----------------------------------|--|
| AGE AT BEGIN OF INTERVAL | EXPOSURES AT BEGINNING OF AGE INTERVAL | RETIREMENTS DURING AGE INTERVAL | RETMT RATIO | SURV RATIO | PCT SURV BEGIN OF INTERVAL | |
| 79.5 | 31,536 | 135 | 0.0043 | 0.9957 | 21.24 | |
| 80.5 | 31,337 | | 0.0000 | 1.0000 | 21.15 | |
| 81.5 | 31,229 | 696 | 0.0223 | 0.9777 | 21.15 | |
| 82.5 | 30,527 | | 0.0000 | 1.0000 | 20.68 | |
| 83.5 | 30,507 | 93 | 0.0030 | 0.9970 | 20.68 | |
| 84.5 | | | | | 20.62 | |

KCP&L - GREATER MISSOURI OPERATIONS
MPS JURISDICTION

ACCOUNT 373 STREET LIGHTING AND SIGNAL SYSTEMS

ORIGINAL LIFE TABLE

| PLACEMENT BAND 1924-2008 | | | EXPERIENCE BAND 1974-2008 | | |
|--------------------------------|--|---------------------------------------|---------------------------|---------------|----------------------------------|
| AGE AT BEGIN OF INTERVAL | EXPOSURES AT BEGINNING OF AGE INTERVAL | RETIREMENTS DURING AGE INTERVAL | RETMT RATIO | SURV RATIO | PCT SURV BEGIN OF INTERVAL |
| 0.0 | 32,961,241 | 53,295 | 0.0016 | 0.9984 | 100.00 |
| 0.5 | 31,373,669 | 71,891 | 0.0023 | 0.9977 | 99.84 |
| 1.5 | 29,399,180 | 218,684 | 0.0074 | 0.9926 | 99.61 |
| 2.5 | 27,181,516 | 141,864 | 0.0052 | 0.9948 | 98.87 |
| 3.5 | 24,835,035 | 100,153 | 0.0040 | 0.9960 | 98.36 |
| 4.5 | 23,584,614 | 218,499 | 0.0093 | 0.9907 | 97.97 |
| 5.5 | 21,897,520 | 310,687 | 0.0142 | 0.9858 | 97.06 |
| 6.5 | 20,983,604 | 560,508 | 0.0267 | 0.9733 | 95.68 |
| 7.5 | 19,704,375 | 409,429 | 0.0208 | 0.9792 | 93.13 |
| 8.5 | 18,276,088 | 457,530 | 0.0250 | 0.9750 | 91.19 |
| 9.5 | 16,969,481 | 531,777 | 0.0313 | 0.9687 | 88.91 |
| 10.5 | 16,185,880 | 561,172 | 0.0347 | 0.9653 | 86.13 |
| 11.5 | 14,207,062 | 427,749 | 0.0301 | 0.9699 | 83.14 |
| 12.5 | 12,770,172 | 403,517 | 0.0316 | 0.9684 | 80.64 |
| 13.5 | 11,457,190 | 419,346 | 0.0366 | 0.9634 | 78.09 |
| 14.5 | 10,204,222 | 298,407 | 0.0292 | 0.9708 | 75.23 |
| 15.5 | 9,668,953 | 200,225 | 0.0207 | 0.9793 | 73.03 |
| 16.5 | 8,761,577 | 194,830 | 0.0222 | 0.9778 | 71.52 |
| 17.5 | 7,886,343 | 283,920 | 0.0360 | 0.9640 | 69.93 |
| 18.5 | 7,387,870 | 182,475 | 0.0247 | 0.9753 | 67.41 |
| 19.5 | 6,703,357 | 167,389 | 0.0250 | 0.9750 | 65.74 |
| 20.5 | 5,987,755 | 122,999 | 0.0205 | 0.9795 | 64.10 |
| 21.5 | 5,338,658 | 213,548 | 0.0400 | 0.9600 | 62.79 |
| 22.5 | 4,550,712 | 287,330 | 0.0631 | 0.9369 | 60.28 |
| 23.5 | 3,714,086 | 365,969 | 0.0985 | 0.9015 | 56.48 |
| 24.5 | 3,051,873 | 121,649 | 0.0399 | 0.9601 | 50.92 |
| 25.5 | 2,818,583 | 112,874 | 0.0400 | 0.9600 | 48.89 |
| 26.5 | 2,620,695 | 122,742 | 0.0468 | 0.9532 | 46.93 |
| 27.5 | 2,452,382 | 118,753 | 0.0484 | 0.9516 | 44.73 |
| 28.5 | 2,022,051 | 102,213 | 0.0505 | 0.9495 | 42.57 |
| 29.5 | 1,713,952 | 100,303 | 0.0585 | 0.9415 | 40.42 |
| 30.5 | 1,435,211 | 73,474 | 0.0512 | 0.9488 | 38.06 |
| 31.5 | 1,439,908 | 50,713 | 0.0352 | 0.9648 | 36.11 |
| 32.5 | 1,211,316 | 44,293 | 0.0366 | 0.9634 | 34.84 |
| 33.5 | 1,035,783 | 10,889 | 0.0105 | 0.9895 | 33.56 |
| 34.5 | 927,048 | 13,157 | 0.0142 | 0.9858 | 33.21 |
| 35.5 | 795,724 | 4,021 | 0.0051 | 0.9949 | 32.74 |
| 36.5 | 982,633 | 9,384 | 0.0095 | 0.9905 | 32.57 |
| 37.5 | 966,261 | 20,239 | 0.0209 | 0.9791 | 32.26 |
| 38.5 | 935,468 | 18,308 | 0.0196 | 0.9804 | 31.59 |

KCP&L - GREATER MISSOURI OPERATIONS
MPS JURISDICTION

ACCOUNT 373 STREET LIGHTING AND SIGNAL SYSTEMS

ORIGINAL LIFE TABLE, CONT.

| PLACEMENT BAND 1924-2008 | | | EXPERIENCE BAND 1974-2008 | | |
|--------------------------------|--|---------------------------------------|---------------------------|---------------|----------------------------------|
| AGE AT BEGIN OF INTERVAL | EXPOSURES AT BEGINNING OF AGE INTERVAL | RETIREMENTS DURING AGE INTERVAL | RETMT RATIO | SURV RATIO | PCT SURV BEGIN OF INTERVAL |
| 39.5 | 919,772 | 2,033 | 0.0022 | 0.9978 | 30.97 |
| 40.5 | 941,890 | 11,145 | 0.0118 | 0.9882 | 30.90 |
| 41.5 | 935,197 | 8,779 | 0.0094 | 0.9906 | 30.54 |
| 42.5 | 777,602 | 1,205 | 0.0015 | 0.9985 | 30.25 |
| 43.5 | 776,343 | 9,828 | 0.0127 | 0.9873 | 30.20 |
| 44.5 | 756,070 | 5,959 | 0.0079 | 0.9921 | 29.82 |
| 45.5 | 749,930 | 2,932 | 0.0039 | 0.9961 | 29.58 |
| 46.5 | 746,996 | 2,756 | 0.0037 | 0.9963 | 29.46 |
| 47.5 | 602,292 | 1,054 | 0.0017 | 0.9983 | 29.35 |
| 48.5 | 601,188 | 6,449 | 0.0107 | 0.9893 | 29.30 |
| 49.5 | 645,405 | 10,136 | 0.0157 | 0.9843 | 28.99 |
| 50.5 | 463,530 | 3,185 | 0.0069 | 0.9931 | 28.53 |
| 51.5 | 463,412 | 3,827 | 0.0083 | 0.9917 | 28.33 |
| 52.5 | 459,709 | 3,503 | 0.0076 | 0.9924 | 28.09 |
| 53.5 | 299,168 | 5,348 | 0.0179 | 0.9821 | 27.88 |
| 54.5 | 293,820 | 5,341 | 0.0182 | 0.9818 | 27.38 |
| 55.5 | 241,009 | 3,062 | 0.0127 | 0.9873 | 26.88 |
| 56.5 | 238,929 | | 0.0000 | 1.0000 | 26.54 |
| 57.5 | 238,196 | 829 | 0.0035 | 0.9965 | 26.54 |
| 58.5 | 138,418 | 458 | 0.0033 | 0.9967 | 26.45 |
| 59.5 | 137,948 | 2,397 | 0.0174 | 0.9826 | 26.36 |
| 60.5 | 135,547 | 123 | 0.0009 | 0.9991 | 25.90 |
| 61.5 | 135,427 | 2,298 | 0.0170 | 0.9830 | 25.88 |
| 62.5 | 82,399 | 871 | 0.0106 | 0.9894 | 25.44 |
| 63.5 | 81,987 | 384 | 0.0047 | 0.9953 | 25.17 |
| 64.5 | 84,479 | 288 | 0.0034 | 0.9966 | 25.05 |
| 65.5 | 84,191 | 764 | 0.0091 | 0.9909 | 24.96 |
| 66.5 | 83,253 | 3,956 | 0.0475 | 0.9525 | 24.73 |
| 67.5 | 73,992 | 162 | 0.0022 | 0.9978 | 23.56 |
| 68.5 | 73,799 | 814 | 0.0110 | 0.9890 | 23.51 |
| 69.5 | 72,985 | 25 | 0.0003 | 0.9997 | 23.25 |
| 70.5 | 72,957 | 222 | 0.0030 | 0.9970 | 23.24 |
| 71.5 | 52,613 | 285 | 0.0054 | 0.9946 | 23.17 |
| 72.5 | 52,355 | 91 | 0.0017 | 0.9983 | 23.04 |
| 73.5 | 49,119 | | 0.0000 | 1.0000 | 23.00 |
| 74.5 | 48,679 | 1,973 | 0.0405 | 0.9595 | 23.00 |
| 75.5 | 35,654 | 739 | 0.0207 | 0.9793 | 22.07 |
| 76.5 | 31,642 | 47 | 0.0015 | 0.9985 | 21.61 |
| 77.5 | 31,595 | | 0.0000 | 1.0000 | 21.58 |
| 78.5 | 31,595 | | 0.0000 | 1.0000 | 21.58 |

KCP&L - GREATER MISSOURI OPERATIONS
MPS JURISDICTION

ACCOUNT 373 STREET LIGHTING AND SIGNAL SYSTEMS

ORIGINAL LIFE TABLE, CONT.

| PLACEMENT BAND 1924-2008 | | | EXPERIENCE BAND 1974-2008 | | | |
|--------------------------------|--|---------------------------------------|---------------------------|---------------|----------------------------------|--|
| AGE AT BEGIN OF INTERVAL | EXPOSURES AT BEGINNING OF AGE INTERVAL | RETIREMENTS DURING AGE INTERVAL | RETMT RATIO | SURV RATIO | PCT SURV BEGIN OF INTERVAL | |
| 79.5 | 31,536 | 135 | 0.0043 | 0.9957 | 21.58 | |
| 80.5 | 31,337 | | 0.0000 | 1.0000 | 21.49 | |
| 81.5 | 31,229 | 696 | 0.0223 | 0.9777 | 21.49 | |
| 82.5 | 30,527 | | 0.0000 | 1.0000 | 21.01 | |
| 83.5 | 30,507 | 93 | 0.0030 | 0.9970 | 21.01 | |
| 84.5 | | | | | 20.95 | |

KCP&L - GREATER MISSOURI OPERATIONS
MPS JURISDICTION

ACCOUNT 373 STREET LIGHTING AND SIGNAL SYSTEMS

ORIGINAL LIFE TABLE

PLACEMENT BAND 1924-2008

EXPERIENCE BAND 1989-2008

| AGE AT BEGIN OF INTERVAL | EXPOSURES AT BEGINNING OF AGE INTERVAL | RETIREMENTS DURING AGE INTERVAL | RETMT RATIO | SURV RATIO | PCT SURV BEGIN OF INTERVAL |
|--------------------------------|--|---------------------------------------|----------------|---------------|----------------------------------|
| 0.0 | 25,910,791 | 50,365 | 0.0019 | 0.9981 | 100.00 |
| 0.5 | 24,986,108 | 37,664 | 0.0015 | 0.9985 | 99.81 |
| 1.5 | 23,757,284 | 43,247 | 0.0018 | 0.9982 | 99.66 |
| 2.5 | 22,463,312 | 127,443 | 0.0057 | 0.9943 | 99.48 |
| 3.5 | 21,104,096 | 79,695 | 0.0038 | 0.9962 | 98.91 |
| 4.5 | 20,191,012 | 195,192 | 0.0097 | 0.9903 | 98.53 |
| 5.5 | 18,550,924 | 300,253 | 0.0162 | 0.9838 | 97.57 |
| 6.5 | 17,526,767 | 546,775 | 0.0312 | 0.9688 | 95.99 |
| 7.5 | 16,245,197 | 379,163 | 0.0233 | 0.9767 | 93.00 |
| 8.5 | 14,905,445 | 401,979 | 0.0270 | 0.9730 | 90.83 |
| 9.5 | 13,784,609 | 473,631 | 0.0344 | 0.9656 | 88.38 |
| 10.5 | 13,280,328 | 503,677 | 0.0379 | 0.9621 | 85.34 |
| 11.5 | 11,540,691 | 390,539 | 0.0338 | 0.9662 | 82.11 |
| 12.5 | 10,391,036 | 321,676 | 0.0310 | 0.9690 | 79.33 |
| 13.5 | 9,417,857 | 370,023 | 0.0393 | 0.9607 | 76.87 |
| 14.5 | 8,478,481 | 219,070 | 0.0258 | 0.9742 | 73.85 |
| 15.5 | 8,012,995 | 165,419 | 0.0206 | 0.9794 | 71.94 |
| 16.5 | 7,320,166 | 131,131 | 0.0179 | 0.9821 | 70.46 |
| 17.5 | 6,614,131 | 155,027 | 0.0234 | 0.9766 | 69.20 |
| 18.5 | 6,234,927 | 106,564 | 0.0171 | 0.9829 | 67.58 |
| 19.5 | 5,799,727 | 154,774 | 0.0267 | 0.9733 | 66.42 |
| 20.5 | 5,139,076 | 120,754 | 0.0235 | 0.9765 | 64.65 |
| 21.5 | 4,532,543 | 159,687 | 0.0352 | 0.9648 | 63.13 |
| 22.5 | 3,798,458 | 279,153 | 0.0735 | 0.9265 | 60.91 |
| 23.5 | 2,992,680 | 361,881 | 0.1209 | 0.8791 | 56.43 |
| 24.5 | 2,370,421 | 107,831 | 0.0455 | 0.9545 | 49.61 |
| 25.5 | 2,189,135 | 101,216 | 0.0462 | 0.9538 | 47.35 |
| 26.5 | 2,011,972 | 120,811 | 0.0600 | 0.9400 | 45.16 |
| 27.5 | 1,795,666 | 98,543 | 0.0549 | 0.9451 | 42.45 |
| 28.5 | 1,382,624 | 92,499 | 0.0669 | 0.9331 | 40.12 |
| 29.5 | 1,084,618 | 90,152 | 0.0831 | 0.9169 | 37.44 |
| 30.5 | 1,025,191 | 72,754 | 0.0710 | 0.9290 | 34.33 |
| 31.5 | 1,030,922 | 46,502 | 0.0451 | 0.9549 | 31.89 |
| 32.5 | 799,724 | 43,040 | 0.0538 | 0.9462 | 30.45 |
| 33.5 | 799,167 | 10,414 | 0.0130 | 0.9870 | 28.81 |
| 34.5 | 690,907 | 12,079 | 0.0175 | 0.9825 | 28.44 |
| 35.5 | 624,889 | 4,018 | 0.0064 | 0.9936 | 27.94 |
| 36.5 | 782,891 | 8,845 | 0.0113 | 0.9887 | 27.76 |
| 37.5 | 767,058 | 19,347 | 0.0252 | 0.9748 | 27.45 |
| 38.5 | 840,881 | 18,222 | 0.0217 | 0.9783 | 26.76 |

KCP&L - GREATER MISSOURI OPERATIONS
MPS JURISDICTION

ACCOUNT 373 STREET LIGHTING AND SIGNAL SYSTEMS

ORIGINAL LIFE TABLE, CONT.

| PLACEMENT BAND 1924-2008 | | | EXPERIENCE BAND 1989-2008 | | | |
|--------------------------------|--|---------------------------------------|---------------------------|---------------|----------------------------------|--|
| AGE AT BEGIN OF INTERVAL | EXPOSURES AT BEGINNING OF AGE INTERVAL | RETIREMENTS DURING AGE INTERVAL | RETMT RATIO | SURV RATIO | PCT SURV BEGIN OF INTERVAL | |
| 39.5 | 825,271 | 1,977 | 0.0024 | 0.9976 | 26.18 | |
| 40.5 | 823,291 | 10,884 | 0.0132 | 0.9868 | 26.12 | |
| 41.5 | 812,407 | 4,244 | 0.0052 | 0.9948 | 25.78 | |
| 42.5 | 714,810 | 884 | 0.0012 | 0.9988 | 25.65 | |
| 43.5 | 713,872 | 9,828 | 0.0138 | 0.9862 | 25.62 | |
| 44.5 | 693,604 | 5,260 | 0.0076 | 0.9924 | 25.27 | |
| 45.5 | 688,266 | 2,402 | 0.0035 | 0.9965 | 25.08 | |
| 46.5 | 685,862 | 1,546 | 0.0023 | 0.9977 | 24.99 | |
| 47.5 | 547,662 | 1,036 | 0.0019 | 0.9981 | 24.93 | |
| 48.5 | 546,571 | 6,259 | 0.0115 | 0.9885 | 24.88 | |
| 49.5 | 540,312 | 4,841 | 0.0090 | 0.9910 | 24.59 | |
| 50.5 | 363,732 | 280 | 0.0008 | 0.9992 | 24.37 | |
| 51.5 | 392,431 | 568 | 0.0014 | 0.9986 | 24.35 | |
| 52.5 | 391,987 | 3,406 | 0.0087 | 0.9913 | 24.32 | |
| 53.5 | 231,543 | 2,756 | 0.0119 | 0.9881 | 24.11 | |
| 54.5 | 228,787 | 29 | 0.0001 | 0.9999 | 23.82 | |
| 55.5 | 195,073 | 2,296 | 0.0118 | 0.9882 | 23.82 | |
| 56.5 | 197,243 | | 0.0000 | 1.0000 | 23.54 | |
| 57.5 | 196,510 | 299 | 0.0015 | 0.9985 | 23.54 | |
| 58.5 | 97,262 | 458 | 0.0047 | 0.9953 | 23.50 | |
| 59.5 | 96,792 | | 0.0000 | 1.0000 | 23.39 | |
| 60.5 | 96,788 | 3 | 0.0000 | 1.0000 | 23.39 | |
| 61.5 | 96,788 | 1,945 | 0.0201 | 0.9799 | 23.39 | |
| 62.5 | 44,113 | 871 | 0.0197 | 0.9803 | 22.92 | |
| 63.5 | 43,701 | 1 | 0.0000 | 1.0000 | 22.47 | |
| 64.5 | 84,479 | 288 | 0.0034 | 0.9966 | 22.47 | |
| 65.5 | 84,191 | 764 | 0.0091 | 0.9909 | 22.39 | |
| 66.5 | 83,253 | 3,956 | 0.0475 | 0.9525 | 22.19 | |
| 67.5 | 73,992 | 162 | 0.0022 | 0.9978 | 21.14 | |
| 68.5 | 73,799 | 814 | 0.0110 | 0.9890 | 21.09 | |
| 69.5 | 72,985 | 25 | 0.0003 | 0.9997 | 20.86 | |
| 70.5 | 72,957 | 222 | 0.0030 | 0.9970 | 20.85 | |
| 71.5 | 52,613 | 285 | 0.0054 | 0.9946 | 20.79 | |
| 72.5 | 52,355 | 91 | 0.0017 | 0.9983 | 20.68 | |
| 73.5 | 49,119 | | 0.0000 | 1.0000 | 20.64 | |
| 74.5 | 48,679 | 1,973 | 0.0405 | 0.9595 | 20.64 | |
| 75.5 | 35,654 | 739 | 0.0207 | 0.9793 | 19.80 | |
| 76.5 | 31,642 | 47 | 0.0015 | 0.9985 | 19.39 | |
| 77.5 | 31,595 | | 0.0000 | 1.0000 | 19.36 | |
| 78.5 | 31,595 | | 0.0000 | 1.0000 | 19.36 | |

KCP&L - GREATER MISSOURI OPERATIONS
MPS JURISDICTION

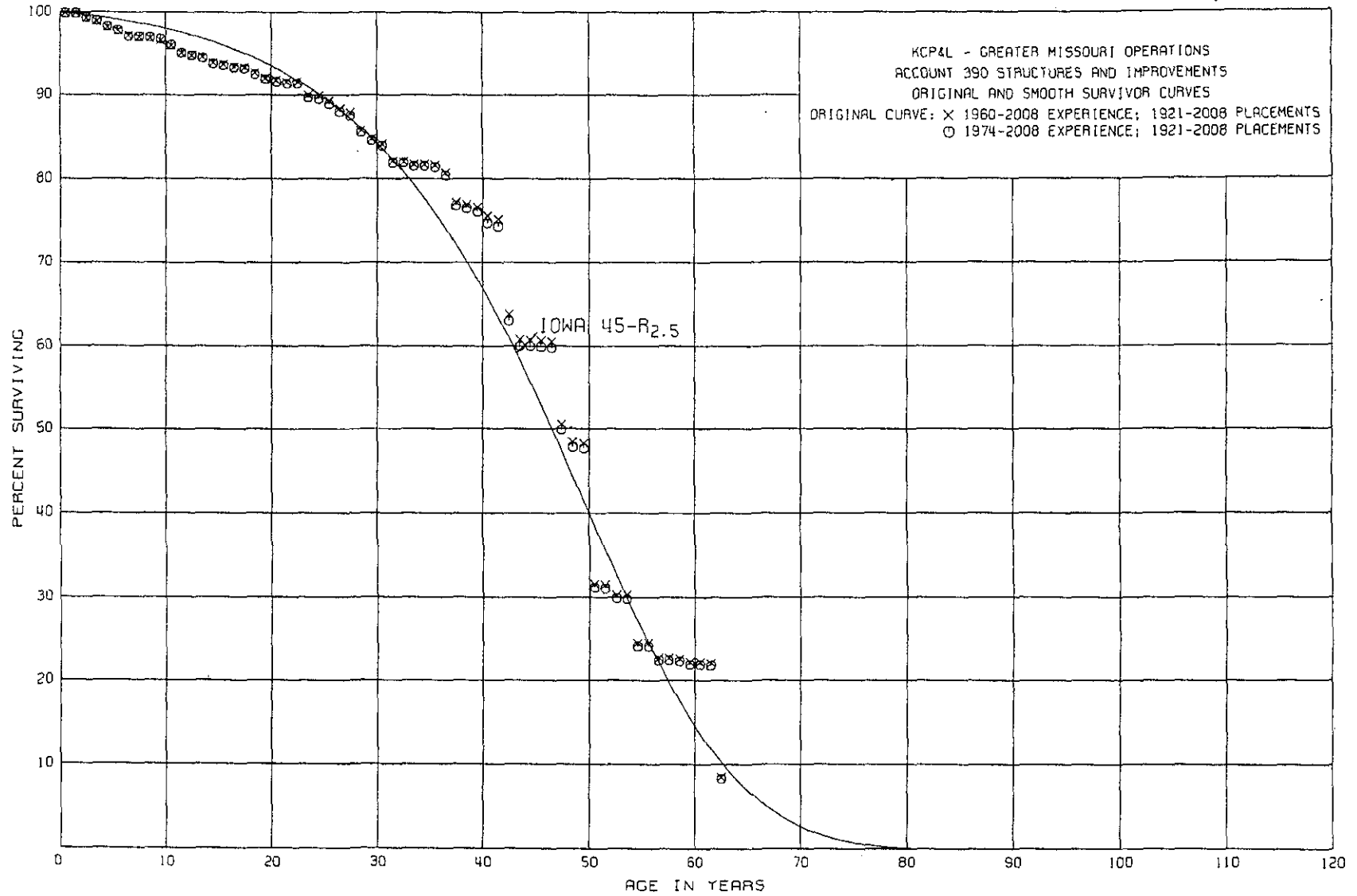
ACCOUNT 373 STREET LIGHTING AND SIGNAL SYSTEMS

ORIGINAL LIFE TABLE, CONT.

| PLACEMENT BAND 1924-2008 | | | EXPERIENCE BAND 1989-2008 | | | |
|--------------------------------|--|---------------------------------------|---------------------------|---------------|----------------------------------|--|
| AGE AT BEGIN OF INTERVAL | EXPOSURES AT BEGINNING OF AGE INTERVAL | RETIREMENTS DURING AGE INTERVAL | RETMT RATIO | SURV RATIO | PCT SURV BEGIN OF INTERVAL | |
| 79.5 | 31,536 | 135 | 0.0043 | 0.9957 | 19.36 | |
| 80.5 | 31,337 | | 0.0000 | 1.0000 | 19.28 | |
| 81.5 | 31,229 | 696 | 0.0223 | 0.9777 | 19.28 | |
| 82.5 | 30,527 | | 0.0000 | 1.0000 | 18.85 | |
| 83.5 | 30,507 | 93 | 0.0030 | 0.9970 | 18.85 | |
| 84.5 | | | | | 18.79 | |

III-178

Schedule JJS2010-1



KCP&L - GREATER MISSOURI OPERATIONS
MPS JURISDICTION

ACCOUNT 390 STRUCTURES AND IMPROVEMENTS

ORIGINAL LIFE TABLE

PLACEMENT BAND 1921-2008 EXPERIENCE BAND 1960-2008

| AGE AT BEGIN OF INTERVAL | EXPOSURES AT BEGINNING OF AGE INTERVAL | RETIREMENTS DURING AGE INTERVAL | RETMT RATIO | SURV RATIO | PCT SURV BEGIN OF INTERVAL |
|--------------------------------|--|---------------------------------------|----------------|---------------|----------------------------------|
| 0.0 | 9,190,994 | 985 | 0.0001 | 0.9999 | 100.00 |
| 0.5 | 9,094,766 | 1,825 | 0.0002 | 0.9998 | 99.99 |
| 1.5 | 9,283,689 | 60,657 | 0.0065 | 0.9935 | 99.97 |
| 2.5 | 10,357,506 | 43,193 | 0.0042 | 0.9958 | 99.32 |
| 3.5 | 10,015,964 | 73,455 | 0.0073 | 0.9927 | 98.90 |
| 4.5 | 9,856,145 | 34,897 | 0.0035 | 0.9965 | 98.18 |
| 5.5 | 9,815,145 | 69,864 | 0.0071 | 0.9929 | 97.84 |
| 6.5 | 9,737,714 | 11,155 | 0.0011 | 0.9989 | 97.15 |
| 7.5 | 9,927,517 | 11,153 | 0.0011 | 0.9989 | 97.04 |
| 8.5 | 9,920,817 | 29,825 | 0.0030 | 0.9970 | 96.93 |
| 9.5 | 10,515,675 | 70,073 | 0.0067 | 0.9933 | 96.64 |
| 10.5 | 10,190,365 | 93,013 | 0.0091 | 0.9909 | 95.99 |
| 11.5 | 8,929,846 | 27,771 | 0.0031 | 0.9969 | 95.12 |
| 12.5 | 9,291,263 | 26,035 | 0.0028 | 0.9972 | 94.83 |
| 13.5 | 10,060,195 | 72,737 | 0.0072 | 0.9928 | 94.56 |
| 14.5 | 9,502,936 | 14,728 | 0.0015 | 0.9985 | 93.88 |
| 15.5 | 8,500,858 | 32,235 | 0.0038 | 0.9962 | 93.74 |
| 16.5 | 5,815,777 | 2,615 | 0.0004 | 0.9996 | 93.38 |
| 17.5 | 5,824,380 | 42,797 | 0.0073 | 0.9927 | 93.34 |
| 18.5 | 7,875,544 | 54,734 | 0.0069 | 0.9931 | 92.66 |
| 19.5 | 7,693,741 | 19,324 | 0.0025 | 0.9975 | 92.02 |
| 20.5 | 4,836,679 | 11,661 | 0.0024 | 0.9976 | 91.79 |
| 21.5 | 5,360,128 | 865 | 0.0002 | 0.9998 | 91.57 |
| 22.5 | 2,421,791 | 40,392 | 0.0167 | 0.9833 | 91.55 |
| 23.5 | 2,428,826 | 3,983 | 0.0016 | 0.9984 | 90.02 |
| 24.5 | 2,336,131 | 15,804 | 0.0068 | 0.9932 | 89.88 |
| 25.5 | 2,040,366 | 20,118 | 0.0099 | 0.9901 | 89.27 |
| 26.5 | 2,042,339 | 11,714 | 0.0057 | 0.9943 | 88.39 |
| 27.5 | 1,848,017 | 46,032 | 0.0249 | 0.9751 | 87.89 |
| 28.5 | 1,786,226 | 20,923 | 0.0117 | 0.9883 | 85.70 |
| 29.5 | 1,410,647 | 9,553 | 0.0068 | 0.9932 | 84.70 |
| 30.5 | 1,890,651 | 45,751 | 0.0242 | 0.9758 | 84.12 |
| 31.5 | 1,844,177 | 1,520 | 0.0008 | 0.9992 | 82.08 |
| 32.5 | 1,022,851 | 3,414 | 0.0033 | 0.9967 | 82.01 |
| 33.5 | 1,068,662 | 853 | 0.0008 | 0.9992 | 81.74 |
| 34.5 | 686,619 | 362 | 0.0005 | 0.9995 | 81.67 |
| 35.5 | 601,014 | 7,031 | 0.0117 | 0.9883 | 81.63 |
| 36.5 | 593,179 | 25,879 | 0.0436 | 0.9564 | 80.67 |
| 37.5 | 728,844 | 2,358 | 0.0032 | 0.9968 | 77.15 |
| 38.5 | 701,981 | 2,774 | 0.0040 | 0.9960 | 76.90 |

KCP&L - GREATER MISSOURI OPERATIONS
MPS JURISDICTION

ACCOUNT 390 STRUCTURES AND IMPROVEMENTS

ORIGINAL LIFE TABLE, CONT.

| PLACEMENT BAND 1921-2008 | | | EXPERIENCE BAND 1960-2008 | | |
|--------------------------------|--|---------------------------------------|---------------------------|---------------|----------------------------------|
| AGE AT BEGIN OF INTERVAL | EXPOSURES AT BEGINNING OF AGE INTERVAL | RETIREMENTS DURING AGE INTERVAL | RETMT RATIO | SURV RATIO | PCT SURV BEGIN OF INTERVAL |
| 39.5 | 702,640 | 9,587 | 0.0136 | 0.9864 | 76.59 |
| 40.5 | 691,181 | 3,373 | 0.0049 | 0.9951 | 75.55 |
| 41.5 | 725,894 | 109,991 | 0.1515 | 0.8485 | 75.18 |
| 42.5 | 614,041 | 29,080 | 0.0474 | 0.9526 | 63.79 |
| 43.5 | 659,317 | 475 | 0.0007 | 0.9993 | 60.77 |
| 44.5 | 658,766 | 850 | 0.0013 | 0.9987 | 60.73 |
| 45.5 | 657,893 | 643 | 0.0010 | 0.9990 | 60.65 |
| 46.5 | 666,612 | 110,061 | 0.1651 | 0.8349 | 60.59 |
| 47.5 | 557,813 | 22,805 | 0.0409 | 0.9591 | 50.59 |
| 48.5 | 534,355 | 2,450 | 0.0046 | 0.9954 | 48.52 |
| 49.5 | 564,145 | 195,024 | 0.3457 | 0.6543 | 48.30 |
| 50.5 | 368,389 | 1,030 | 0.0028 | 0.9972 | 31.60 |
| 51.5 | 366,705 | 13,989 | 0.0381 | 0.9619 | 31.51 |
| 52.5 | 352,527 | 483 | 0.0014 | 0.9986 | 30.31 |
| 53.5 | 351,951 | 67,659 | 0.1922 | 0.8078 | 30.27 |
| 54.5 | 284,292 | | 0.0000 | 1.0000 | 24.45 |
| 55.5 | 283,737 | 20,140 | 0.0710 | 0.9290 | 24.45 |
| 56.5 | 268,360 | 207 | 0.0008 | 0.9992 | 22.71 |
| 57.5 | 262,568 | 1,443 | 0.0055 | 0.9945 | 22.69 |
| 58.5 | 249,054 | 3,637 | 0.0146 | 0.9854 | 22.57 |
| 59.5 | 249,594 | | 0.0000 | 1.0000 | 22.24 |
| 60.5 | 259,364 | 1,124 | 0.0043 | 0.9957 | 22.24 |
| 61.5 | 317,958 | 196,644 | 0.6185 | 0.3815 | 22.14 |
| 62.5 | 111,524 | | 0.0000 | 1.0000 | 8.45 |
| 63.5 | 111,524 | 1,975 | 0.0177 | 0.9823 | 8.45 |
| 64.5 | 114,352 | 101,412 | 0.8868 | 0.1132 | 8.30 |
| 65.5 | 12,688 | | 0.0000 | 1.0000 | 0.94 |
| 66.5 | 12,961 | 652 | 0.0503 | 0.9497 | 0.94 |
| 67.5 | 7,833 | | 0.0000 | 1.0000 | 0.89 |
| 68.5 | 6,989 | | 0.0000 | 1.0000 | 0.89 |
| 69.5 | 7,155 | | 0.0000 | 1.0000 | 0.89 |
| 70.5 | 7,155 | | 0.0000 | 1.0000 | 0.89 |
| 71.5 | 6,989 | | 0.0000 | 1.0000 | 0.89 |
| 72.5 | 6,989 | | 0.0000 | 1.0000 | 0.89 |
| 73.5 | 9,209 | 2,544 | 0.2763 | 0.7237 | 0.89 |
| 74.5 | 6,665 | | 0.0000 | 1.0000 | 0.64 |
| 75.5 | | | | | 0.64 |

KCP&L - GREATER MISSOURI OPERATIONS
MPS JURISDICTION

ACCOUNT 390 STRUCTURES AND IMPROVEMENTS

ORIGINAL LIFE TABLE

PLACEMENT BAND 1921-2008

EXPERIENCE BAND 1974-2008

| AGE AT BEGIN OF INTERVAL | EXPOSURES AT BEGINNING OF AGE INTERVAL | RETIREMENTS DURING AGE INTERVAL | RETMT RATIO | SURV RATIO | PCT SURV BEGIN OF INTERVAL |
|--------------------------------|--|---------------------------------------|----------------|---------------|----------------------------------|
| 0.0 | 9,012,419 | | 0.0000 | 1.0000 | 100.00 |
| 0.5 | 8,864,128 | 1,814 | 0.0002 | 0.9998 | 100.00 |
| 1.5 | 9,010,579 | 56,408 | 0.0063 | 0.9937 | 99.98 |
| 2.5 | 8,801,808 | 34,798 | 0.0040 | 0.9960 | 99.35 |
| 3.5 | 8,455,777 | 58,800 | 0.0070 | 0.9930 | 98.95 |
| 4.5 | 8,315,905 | 28,656 | 0.0034 | 0.9966 | 98.26 |
| 5.5 | 8,253,909 | 66,574 | 0.0081 | 0.9919 | 97.93 |
| 6.5 | 8,144,021 | | 0.0000 | 1.0000 | 97.14 |
| 7.5 | 8,351,251 | 10,262 | 0.0012 | 0.9988 | 97.14 |
| 8.5 | 8,322,281 | 21,432 | 0.0026 | 0.9974 | 97.02 |
| 9.5 | 8,962,444 | 65,827 | 0.0073 | 0.9927 | 96.77 |
| 10.5 | 8,665,335 | 90,911 | 0.0105 | 0.9895 | 96.06 |
| 11.5 | 8,711,039 | 27,771 | 0.0032 | 0.9968 | 95.05 |
| 12.5 | 9,061,091 | 26,035 | 0.0029 | 0.9971 | 94.75 |
| 13.5 | 9,825,450 | 72,737 | 0.0074 | 0.9926 | 94.48 |
| 14.5 | 9,272,125 | 14,728 | 0.0016 | 0.9984 | 93.78 |
| 15.5 | 8,268,901 | 32,235 | 0.0039 | 0.9961 | 93.63 |
| 16.5 | 5,589,283 | 2,615 | 0.0005 | 0.9995 | 93.26 |
| 17.5 | 5,688,288 | 41,837 | 0.0074 | 0.9926 | 93.21 |
| 18.5 | 7,767,649 | 54,734 | 0.0070 | 0.9930 | 92.52 |
| 19.5 | 7,579,431 | 19,324 | 0.0025 | 0.9975 | 91.87 |
| 20.5 | 4,659,164 | 11,486 | 0.0025 | 0.9975 | 91.64 |
| 21.5 | 5,164,972 | 865 | 0.0002 | 0.9998 | 91.41 |
| 22.5 | 2,169,129 | 40,392 | 0.0186 | 0.9814 | 91.39 |
| 23.5 | 2,295,748 | 3,983 | 0.0017 | 0.9983 | 89.69 |
| 24.5 | 2,219,468 | 15,804 | 0.0071 | 0.9929 | 89.54 |
| 25.5 | 2,013,683 | 20,118 | 0.0100 | 0.9900 | 88.90 |
| 26.5 | 2,011,534 | 11,714 | 0.0058 | 0.9942 | 88.01 |
| 27.5 | 1,817,394 | 41,880 | 0.0230 | 0.9770 | 87.50 |
| 28.5 | 1,762,140 | 20,691 | 0.0117 | 0.9883 | 85.49 |
| 29.5 | 1,386,587 | 9,553 | 0.0069 | 0.9931 | 84.49 |
| 30.5 | 1,842,305 | 43,257 | 0.0235 | 0.9765 | 83.91 |
| 31.5 | 1,795,665 | 1,520 | 0.0008 | 0.9992 | 81.94 |
| 32.5 | 827,434 | 3,414 | 0.0041 | 0.9959 | 81.87 |
| 33.5 | 824,735 | 853 | 0.0010 | 0.9990 | 81.53 |
| 34.5 | 443,062 | 362 | 0.0008 | 0.9992 | 81.45 |
| 35.5 | 585,021 | 7,031 | 0.0120 | 0.9880 | 81.38 |
| 36.5 | 578,795 | 25,879 | 0.0447 | 0.9553 | 80.40 |
| 37.5 | 553,287 | 2,358 | 0.0043 | 0.9957 | 76.81 |
| 38.5 | 526,424 | 2,774 | 0.0053 | 0.9947 | 76.48 |

KCP&L - GREATER MISSOURI OPERATIONS
MPS JURISDICTION

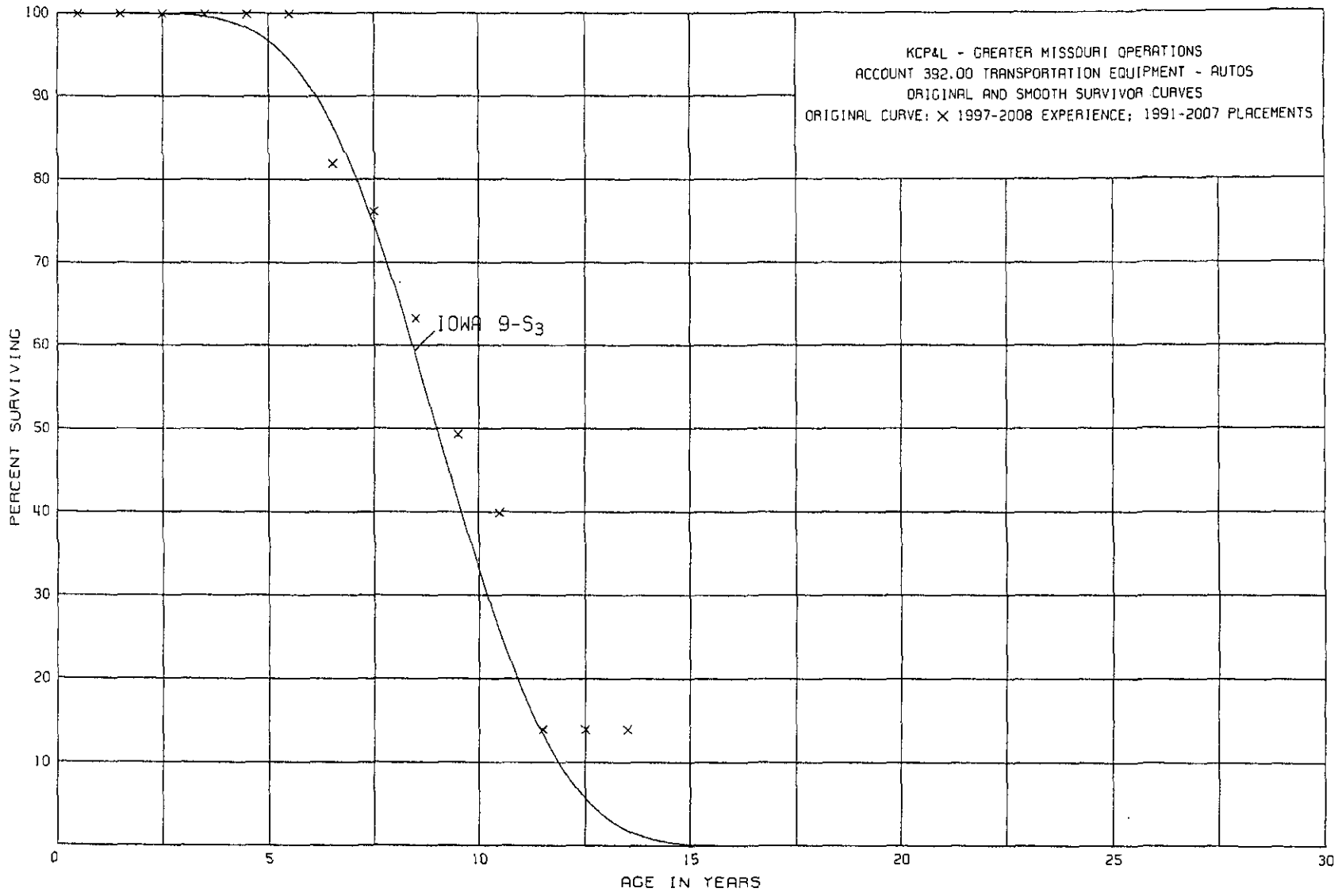
ACCOUNT 390 STRUCTURES AND IMPROVEMENTS

ORIGINAL LIFE TABLE, CONT.

| PLACEMENT BAND 1921-2008 | | | EXPERIENCE BAND 1974-2008 | | |
|--------------------------------|--|---------------------------------------|---------------------------|---------------|----------------------------------|
| AGE AT BEGIN OF INTERVAL | EXPOSURES AT BEGINNING OF AGE INTERVAL | RETIREMENTS DURING AGE INTERVAL | RETMT RATIO | SURV RATIO | PCT SURV BEGIN OF INTERVAL |
| 39.5 | 527,565 | 9,587 | 0.0182 | 0.9818 | 76.07 |
| 40.5 | 686,682 | 3,373 | 0.0049 | 0.9951 | 74.69 |
| 41.5 | 721,395 | 109,991 | 0.1525 | 0.8475 | 74.32 |
| 42.5 | 609,542 | 29,080 | 0.0477 | 0.9523 | 62.99 |
| 43.5 | 654,818 | 475 | 0.0007 | 0.9993 | 59.99 |
| 44.5 | 654,870 | 850 | 0.0013 | 0.9987 | 59.95 |
| 45.5 | 657,054 | 643 | 0.0010 | 0.9990 | 59.87 |
| 46.5 | 665,773 | 110,061 | 0.1653 | 0.8347 | 59.81 |
| 47.5 | 556,974 | 22,805 | 0.0409 | 0.9591 | 49.92 |
| 48.5 | 533,516 | 2,450 | 0.0046 | 0.9954 | 47.88 |
| 49.5 | 563,306 | 195,024 | 0.3462 | 0.6538 | 47.66 |
| 50.5 | 367,550 | 1,030 | 0.0028 | 0.9972 | 31.16 |
| 51.5 | 365,866 | 13,989 | 0.0382 | 0.9618 | 31.07 |
| 52.5 | 352,527 | 483 | 0.0014 | 0.9986 | 29.88 |
| 53.5 | 351,951 | 67,659 | 0.1922 | 0.8078 | 29.84 |
| 54.5 | 284,292 | | 0.0000 | 1.0000 | 24.10 |
| 55.5 | 283,737 | 20,140 | 0.0710 | 0.9290 | 24.10 |
| 56.5 | 268,360 | 207 | 0.0008 | 0.9992 | 22.39 |
| 57.5 | 262,568 | 1,443 | 0.0055 | 0.9945 | 22.37 |
| 58.5 | 249,054 | 3,637 | 0.0146 | 0.9854 | 22.25 |
| 59.5 | 249,594 | | 0.0000 | 1.0000 | 21.93 |
| 60.5 | 259,364 | 1,124 | 0.0043 | 0.9957 | 21.93 |
| 61.5 | 317,958 | 196,644 | 0.6185 | 0.3815 | 21.84 |
| 62.5 | 111,524 | | 0.0000 | 1.0000 | 8.33 |
| 63.5 | 111,524 | 1,975 | 0.0177 | 0.9823 | 8.33 |
| 64.5 | 114,352 | 101,412 | 0.8868 | 0.1132 | 8.18 |
| 65.5 | 12,688 | | 0.0000 | 1.0000 | 0.93 |
| 66.5 | 12,961 | 652 | 0.0503 | 0.9497 | 0.93 |
| 67.5 | 7,833 | | 0.0000 | 1.0000 | 0.88 |
| 68.5 | 6,989 | | 0.0000 | 1.0000 | 0.88 |
| 69.5 | 7,155 | | 0.0000 | 1.0000 | 0.88 |
| 70.5 | 7,155 | | 0.0000 | 1.0000 | 0.88 |
| 71.5 | 6,989 | | 0.0000 | 1.0000 | 0.88 |
| 72.5 | 6,989 | | 0.0000 | 1.0000 | 0.88 |
| 73.5 | 9,209 | 2,544 | 0.2763 | 0.7237 | 0.88 |
| 74.5 | 6,665 | | 0.0000 | 1.0000 | 0.64 |
| 75.5 | | | | | 0.64 |

III-183

Schedule JJS2010-1



KCP&L - GREATER MISSOURI OPERATIONS
MPS JURISDICTION

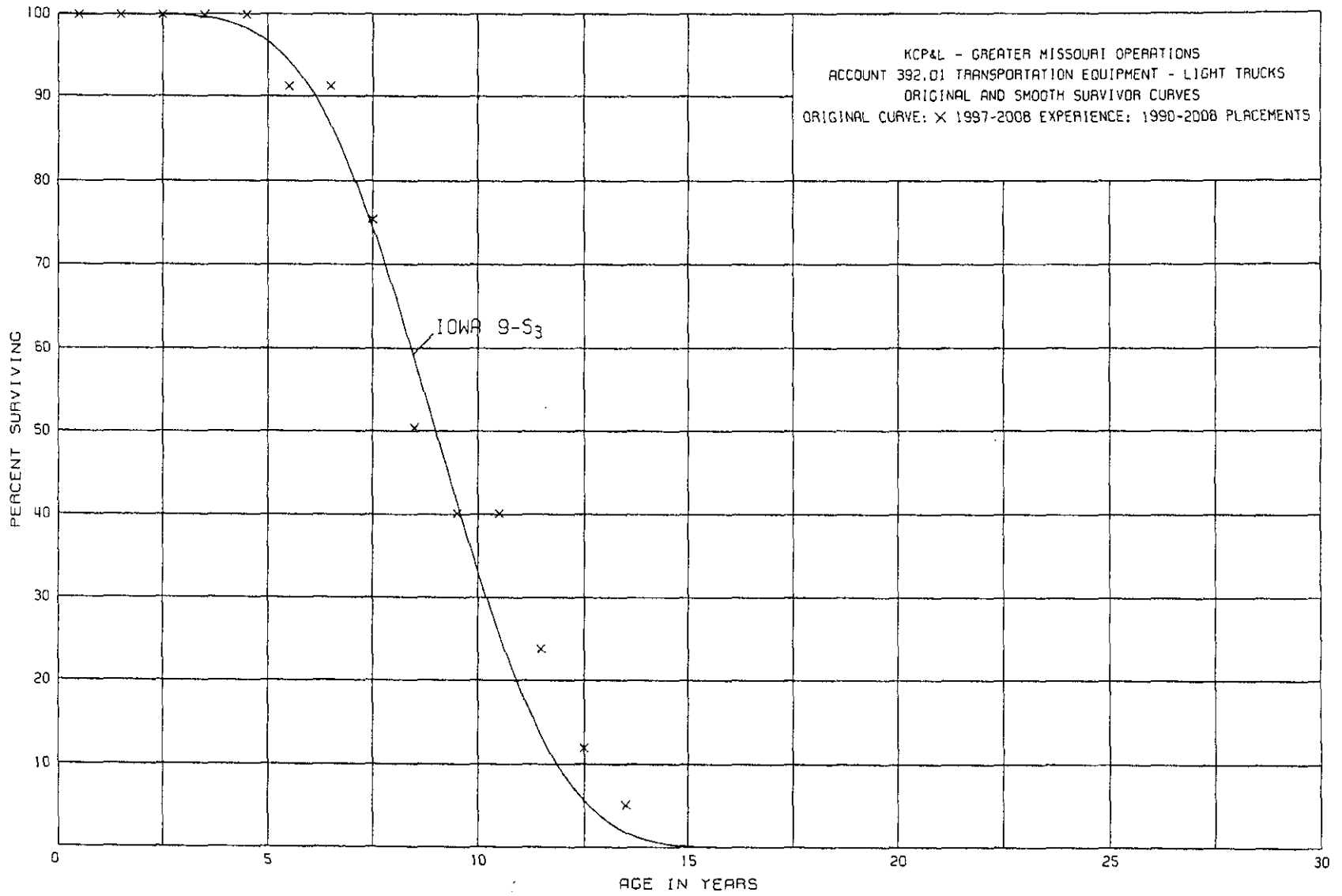
ACCOUNT 392.00 TRANSPORTATION EQUIPMENT - AUTOS

ORIGINAL LIFE TABLE

| PLACEMENT BAND 1991-2007 | | | EXPERIENCE BAND 1997-2008 | | |
|--------------------------------|--|---------------------------------------|---------------------------|---------------|----------------------------------|
| AGE AT BEGIN OF INTERVAL | EXPOSURES AT BEGINNING OF AGE INTERVAL | RETIREMENTS DURING AGE INTERVAL | RETMT RATIO | SURV RATIO | PCT SURV BEGIN OF INTERVAL |
| 0.0 | 148,469 | | 0.0000 | 1.0000 | 100.00 |
| 0.5 | 148,469 | | 0.0000 | 1.0000 | 100.00 |
| 1.5 | 127,700 | | 0.0000 | 1.0000 | 100.00 |
| 2.5 | 153,302 | | 0.0000 | 1.0000 | 100.00 |
| 3.5 | 117,725 | | 0.0000 | 1.0000 | 100.00 |
| 4.5 | 147,483 | | 0.0000 | 1.0000 | 100.00 |
| 5.5 | 225,440 | 40,730 | 0.1807 | 0.8193 | 100.00 |
| 6.5 | 184,710 | 13,044 | 0.0706 | 0.9294 | 81.93 |
| 7.5 | 146,567 | 24,911 | 0.1700 | 0.8300 | 76.15 |
| 8.5 | 119,590 | 26,391 | 0.2207 | 0.7793 | 63.20 |
| 9.5 | 79,547 | 15,187 | 0.1909 | 0.8091 | 49.25 |
| 10.5 | 48,051 | 31,284 | 0.6511 | 0.3489 | 39.85 |
| 11.5 | 16,766 | | 0.0000 | 1.0000 | 13.90 |
| 12.5 | 16,766 | | 0.0000 | 1.0000 | 13.90 |
| 13.5 | | | | | 13.90 |

III-185

Schedule JSS2010-1

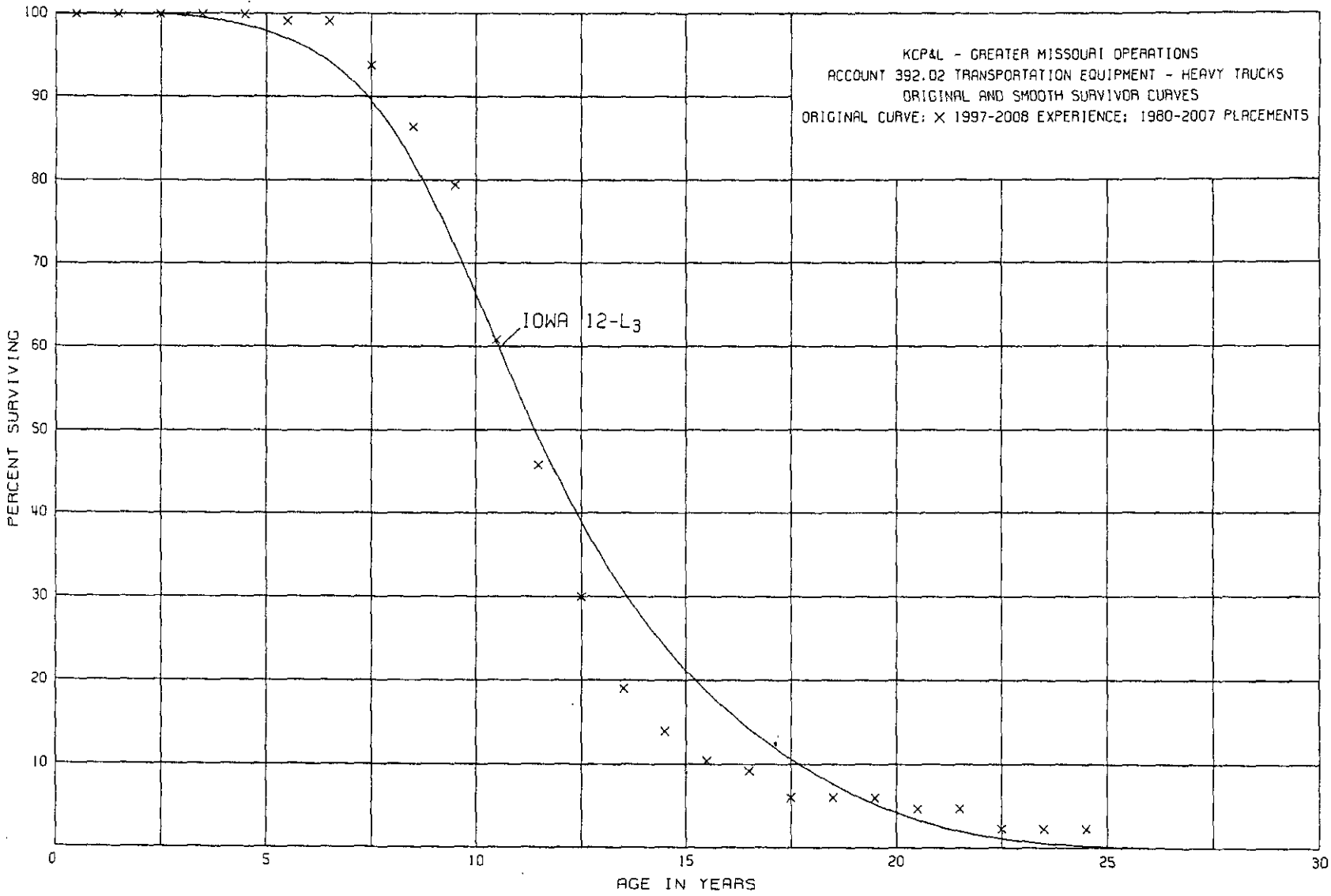


KCP&L - GREATER MISSOURI OPERATIONS
MPS JURISDICTION

ACCOUNT 392.01 TRANSPORTATION EQUIPMENT - LIGHT TRUCKS

ORIGINAL LIFE TABLE

| PLACEMENT BAND 1990-2008 | | | EXPERIENCE BAND 1997-2008 | | |
|--------------------------------|--|---------------------------------------|---------------------------|---------------|----------------------------------|
| AGE AT BEGIN OF INTERVAL | EXPOSURES AT BEGINNING OF AGE INTERVAL | RETIREMENTS DURING AGE INTERVAL | RETMT RATIO | SURV RATIO | PCT SURV BEGIN OF INTERVAL |
| 0.0 | 765,314 | | 0.0000 | 1.0000 | 100.00 |
| 0.5 | 653,865 | | 0.0000 | 1.0000 | 100.00 |
| 1.5 | 370,209 | | 0.0000 | 1.0000 | 100.00 |
| 2.5 | 231,304 | | 0.0000 | 1.0000 | 100.00 |
| 3.5 | 181,553 | | 0.0000 | 1.0000 | 100.00 |
| 4.5 | 181,553 | 16,065 | 0.0885 | 0.9115 | 100.00 |
| 5.5 | 135,800 | | 0.0000 | 1.0000 | 91.15 |
| 6.5 | 131,669 | 22,783 | 0.1730 | 0.8270 | 91.15 |
| 7.5 | 85,308 | 28,335 | 0.3321 | 0.6679 | 75.38 |
| 8.5 | 76,089 | 15,478 | 0.2034 | 0.7966 | 50.35 |
| 9.5 | 80,651 | | 0.0000 | 1.0000 | 40.11 |
| 10.5 | 93,779 | 38,253 | 0.4079 | 0.5921 | 40.11 |
| 11.5 | 105,257 | 52,508 | 0.4989 | 0.5011 | 23.75 |
| 12.5 | 44,824 | 25,709 | 0.5736 | 0.4264 | 11.90 |
| 13.5 | | | | | 5.07 |
| 14.5 | 12,573 | 12,573 | 1.0000 | | |
| 15.5 | | | | | |



III-187

Schedule JJS2010-1

KCP&L - GREATER MISSOURI OPERATIONS
MPS JURISDICTION

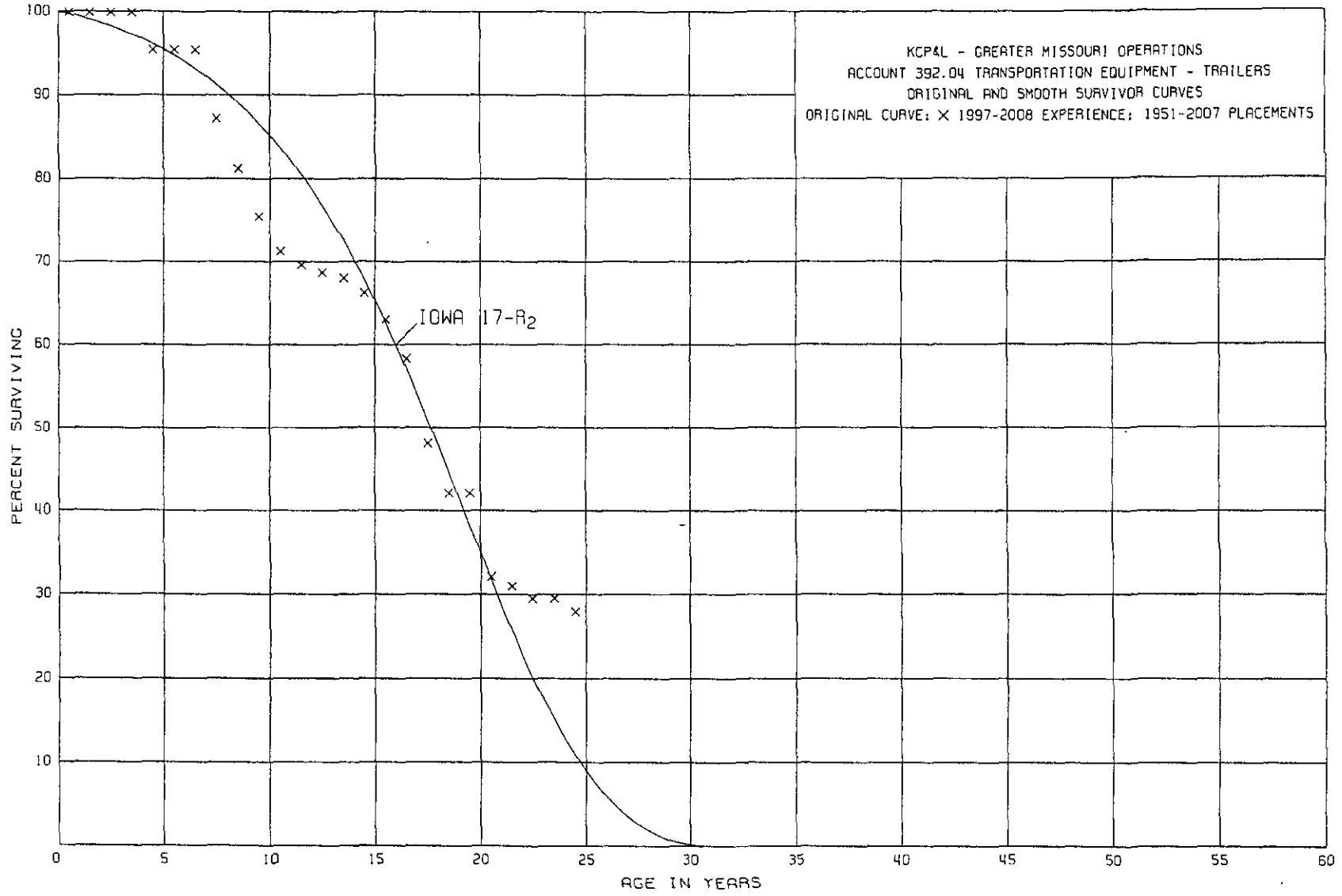
ACCOUNT 392.02 TRANSPORTATION EQUIPMENT - HEAVY TRUCKS

ORIGINAL LIFE TABLE

| PLACEMENT BAND 1980-2007 | | | EXPERIENCE BAND 1997-2008 | | |
|--------------------------------|--|---------------------------------------|---------------------------|---------------|----------------------------------|
| AGE AT BEGIN OF INTERVAL | EXPOSURES AT BEGINNING OF AGE INTERVAL | RETIREMENTS DURING AGE INTERVAL | RETMT RATIO | SURV RATIO | PCT SURV BEGIN OF INTERVAL |
| 0.0 | 4,400,875 | | 0.0000 | 1.0000 | 100.00 |
| 0.5 | 4,443,023 | | 0.0000 | 1.0000 | 100.00 |
| 1.5 | 4,482,708 | | 0.0000 | 1.0000 | 100.00 |
| 2.5 | 4,806,423 | | 0.0000 | 1.0000 | 100.00 |
| 3.5 | 4,471,368 | | 0.0000 | 1.0000 | 100.00 |
| 4.5 | 6,247,112 | 55,557 | 0.0089 | 0.9911 | 100.00 |
| 5.5 | 6,051,559 | | 0.0000 | 1.0000 | 99.11 |
| 6.5 | 6,044,394 | 323,942 | 0.0536 | 0.9464 | 99.11 |
| 7.5 | 6,695,840 | 531,815 | 0.0794 | 0.9206 | 93.80 |
| 8.5 | 6,170,736 | 500,375 | 0.0811 | 0.9189 | 86.35 |
| 9.5 | 6,349,033 | 1,482,174 | 0.2334 | 0.7666 | 79.35 |
| 10.5 | 5,013,146 | 1,242,638 | 0.2479 | 0.7521 | 60.83 |
| 11.5 | 3,396,996 | 1,170,011 | 0.3444 | 0.6556 | 45.75 |
| 12.5 | 2,308,092 | 846,924 | 0.3669 | 0.6331 | 29.99 |
| 13.5 | 1,583,148 | 425,748 | 0.2689 | 0.7311 | 18.99 |
| 14.5 | 1,157,400 | 287,898 | 0.2487 | 0.7513 | 13.88 |
| 15.5 | 838,909 | 100,291 | 0.1195 | 0.8805 | 10.43 |
| 16.5 | 619,926 | 214,226 | 0.3456 | 0.6544 | 9.18 |
| 17.5 | 405,700 | | 0.0000 | 1.0000 | 6.01 |
| 18.5 | 405,700 | | 0.0000 | 1.0000 | 6.01 |
| 19.5 | 338,850 | 73,871 | 0.2180 | 0.7820 | 6.01 |
| 20.5 | 264,979 | | 0.0000 | 1.0000 | 4.70 |
| 21.5 | 264,979 | 137,208 | 0.5178 | 0.4822 | 4.70 |
| 22.5 | 20,906 | | 0.0000 | 1.0000 | 2.27 |
| 23.5 | 20,906 | | 0.0000 | 1.0000 | 2.27 |
| 24.5 | | | | | 2.27 |

III-189

Schedule JJS2010-1



KCP&L - GREATER MISSOURI OPERATIONS
MPS JURISDICTION

ACCOUNT 392.04 TRANSPORTATION EQUIPMENT - TRAILERS

ORIGINAL LIFE TABLE

| PLACEMENT BAND 1951-2007 | | | EXPERIENCE BAND 1997-2008 | | |
|--------------------------------|--|---------------------------------------|---------------------------|---------------|----------------------------------|
| AGE AT BEGIN OF INTERVAL | EXPOSURES AT BEGINNING OF AGE INTERVAL | RETIREMENTS DURING AGE INTERVAL | RETMT RATIO | SURV RATIO | PCT SURV BEGIN OF INTERVAL |
| 0.0 | 234,977 | | 0.0000 | 1.0000 | 100.00 |
| 0.5 | 257,156 | | 0.0000 | 1.0000 | 100.00 |
| 1.5 | 241,266 | | 0.0000 | 1.0000 | 100.00 |
| 2.5 | 336,152 | | 0.0000 | 1.0000 | 100.00 |
| 3.5 | 408,429 | 18,740 | 0.0459 | 0.9541 | 100.00 |
| 4.5 | 488,335 | | 0.0000 | 1.0000 | 95.41 |
| 5.5 | 493,363 | | 0.0000 | 1.0000 | 95.41 |
| 6.5 | 521,809 | 44,658 | 0.0856 | 0.9144 | 95.41 |
| 7.5 | 472,839 | 32,717 | 0.0692 | 0.9308 | 87.24 |
| 8.5 | 434,272 | 31,069 | 0.0715 | 0.9285 | 81.20 |
| 9.5 | 412,670 | 23,064 | 0.0559 | 0.9441 | 75.39 |
| 10.5 | 497,159 | 11,098 | 0.0223 | 0.9777 | 71.18 |
| 11.5 | 514,430 | 6,362 | 0.0124 | 0.9876 | 69.59 |
| 12.5 | 503,473 | 5,143 | 0.0102 | 0.9898 | 68.73 |
| 13.5 | 520,737 | 14,001 | 0.0269 | 0.9731 | 68.03 |
| 14.5 | 448,813 | 21,634 | 0.0482 | 0.9518 | 66.20 |
| 15.5 | 414,767 | 30,847 | 0.0744 | 0.9256 | 63.01 |
| 16.5 | 235,272 | 41,442 | 0.1761 | 0.8239 | 58.32 |
| 17.5 | 186,470 | 23,048 | 0.1236 | 0.8764 | 48.05 |
| 18.5 | 118,334 | | 0.0000 | 1.0000 | 42.11 |
| 19.5 | 106,019 | 25,185 | 0.2376 | 0.7624 | 42.11 |
| 20.5 | 76,481 | 2,749 | 0.0359 | 0.9641 | 32.10 |
| 21.5 | 47,822 | 2,291 | 0.0479 | 0.9521 | 30.95 |
| 22.5 | 30,828 | | 0.0000 | 1.0000 | 29.47 |
| 23.5 | 25,257 | 1,349 | 0.0534 | 0.9466 | 29.47 |
| 24.5 | 28,328 | 699 | 0.0247 | 0.9753 | 27.90 |
| 25.5 | 19,959 | | 0.0000 | 1.0000 | 27.21 |
| 26.5 | 19,959 | | 0.0000 | 1.0000 | 27.21 |
| 27.5 | 16,405 | | 0.0000 | 1.0000 | 27.21 |
| 28.5 | 18,948 | 638 | 0.0337 | 0.9663 | 27.21 |
| 29.5 | 17,544 | | 0.0000 | 1.0000 | 26.29 |
| 30.5 | 10,171 | | 0.0000 | 1.0000 | 26.29 |
| 31.5 | 5,161 | 2,542 | 0.4925 | 0.5075 | 26.29 |
| 32.5 | 2,619 | 2,165 | 0.8267 | 0.1733 | 13.34 |
| 33.5 | 453 | | 0.0000 | 1.0000 | 2.31 |
| 34.5 | 21,488 | | 0.0000 | 1.0000 | 2.31 |
| 35.5 | 21,488 | | 0.0000 | 1.0000 | 2.31 |
| 36.5 | 21,400 | | 0.0000 | 1.0000 | 2.31 |
| 37.5 | 21,400 | | 0.0000 | 1.0000 | 2.31 |
| 38.5 | 21,400 | | 0.0000 | 1.0000 | 2.31 |

KCP&L - GREATER MISSOURI OPERATIONS
MPS JURISDICTION

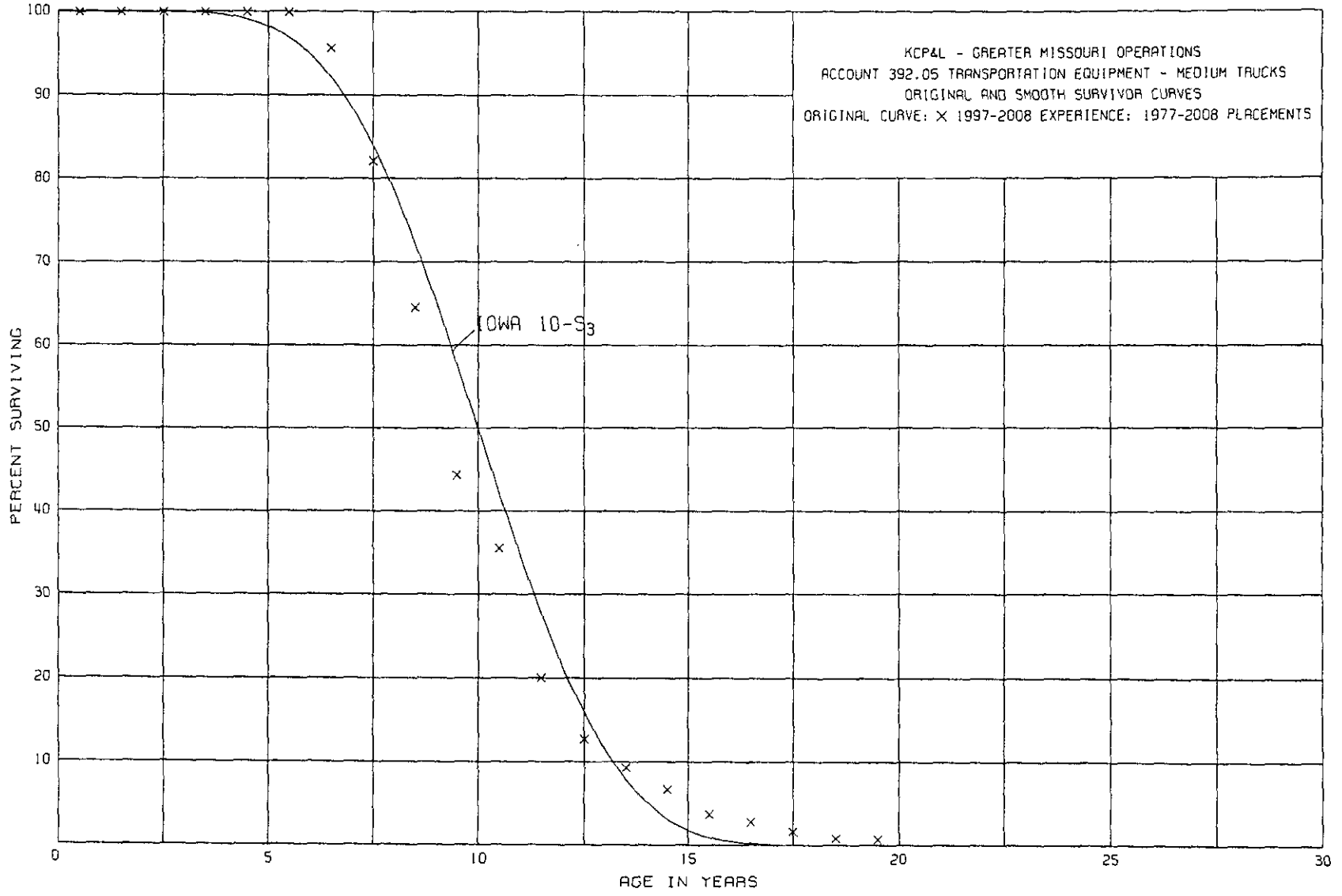
ACCOUNT 392.04 TRANSPORTATION EQUIPMENT - TRAILERS

ORIGINAL LIFE TABLE, CONT.

| PLACEMENT BAND 1951-2007 | | | EXPERIENCE BAND 1997-2008 | | |
|--------------------------------|--|---------------------------------------|---------------------------|---------------|----------------------------------|
| AGE AT BEGIN OF INTERVAL | EXPOSURES AT BEGINNING OF AGE INTERVAL | RETIREMENTS DURING AGE INTERVAL | RETMT RATIO | SURV RATIO | PCT SURV BEGIN OF INTERVAL |
| 39.5 | 21,400 | | 0.0000 | 1.0000 | 2.31 |
| 40.5 | 21,400 | | 0.0000 | 1.0000 | 2.31 |
| 41.5 | 21,400 | | 0.0000 | 1.0000 | 2.31 |
| 42.5 | | | | | 2.31 |
| 43.5 | | | | | |
| 44.5 | 344 | | 0.0000 | | |
| 45.5 | 8,417 | | 0.0000 | | |
| 46.5 | 8,417 | | 0.0000 | | |
| 47.5 | 8,417 | | 0.0000 | | |
| 48.5 | 8,417 | 344 | 0.0409 | | |
| 49.5 | 8,073 | 8,073 | 1.0000 | | |
| 50.5 | | | | | |

III-192

Schedule JSS2010-1



KCP&L - GREATER MISSOURI OPERATIONS
MPS JURISDICTION

ACCOUNT 392.05 TRANSPORTATION EQUIPMENT - MEDIUM TRUCKS

ORIGINAL LIFE TABLE

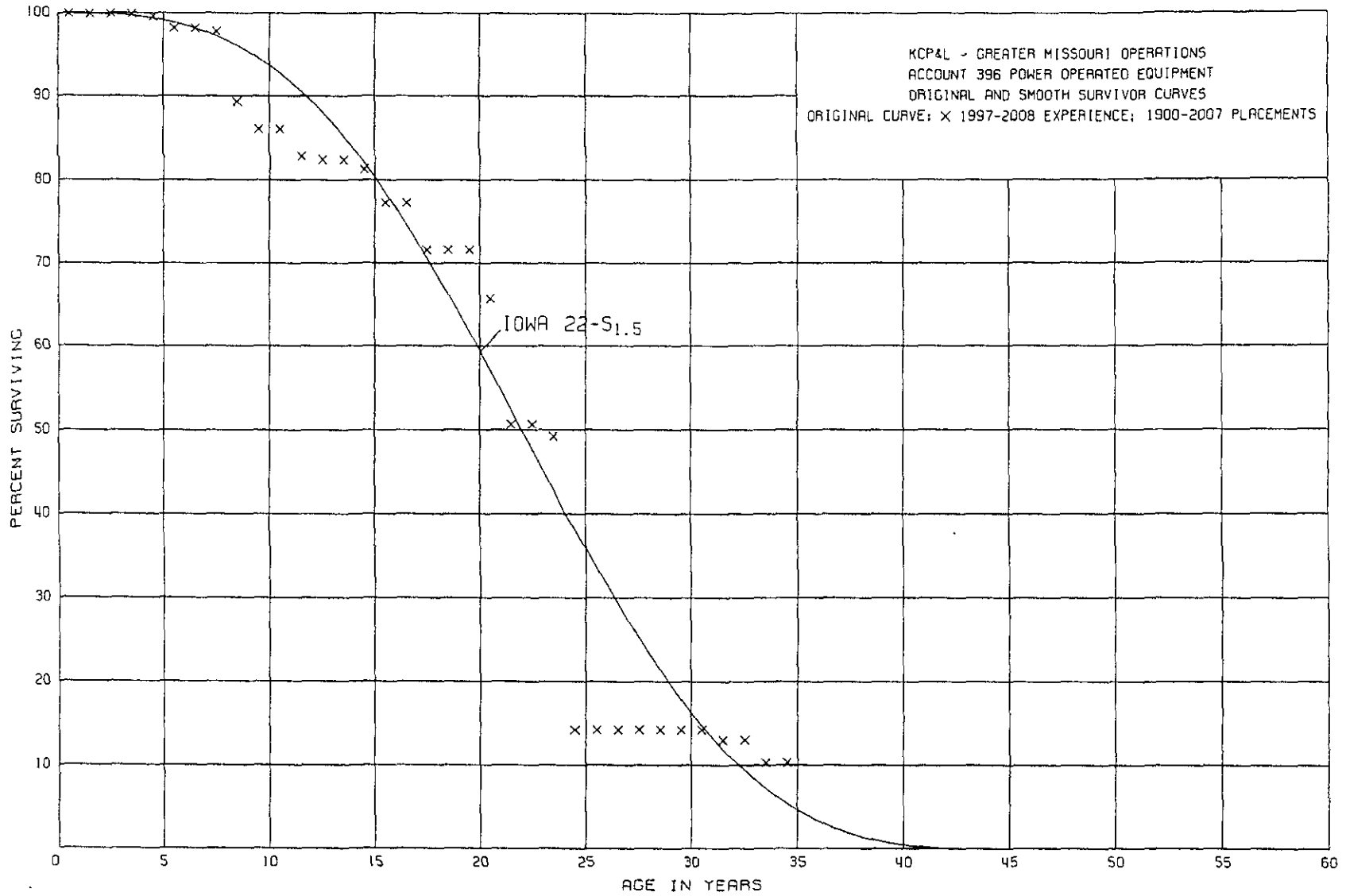
PLACEMENT BAND 1977-2008

EXPERIENCE BAND 1997-2008

| AGE AT BEGIN OF INTERVAL | EXPOSURES AT BEGINNING OF AGE INTERVAL | RETIREMENTS DURING AGE INTERVAL | RETMT RATIO | SURV RATIO | PCT SURV BEGIN OF INTERVAL |
|--------------------------------|--|---------------------------------------|----------------|---------------|----------------------------------|
| 0.0 | 5,122,897 | | 0.0000 | 1.0000 | 100.00 |
| 0.5 | 3,236,448 | | 0.0000 | 1.0000 | 100.00 |
| 1.5 | 1,770,986 | | 0.0000 | 1.0000 | 100.00 |
| 2.5 | 1,406,004 | | 0.0000 | 1.0000 | 100.00 |
| 3.5 | 1,389,945 | | 0.0000 | 1.0000 | 100.00 |
| 4.5 | 2,196,733 | | 0.0000 | 1.0000 | 100.00 |
| 5.5 | 1,896,565 | 83,047 | 0.0438 | 0.9562 | 100.00 |
| 6.5 | 2,031,039 | 287,381 | 0.1415 | 0.8585 | 95.62 |
| 7.5 | 1,968,405 | 422,842 | 0.2148 | 0.7852 | 82.09 |
| 8.5 | 1,623,070 | 507,136 | 0.3125 | 0.6875 | 64.46 |
| 9.5 | 1,220,616 | 243,269 | 0.1993 | 0.8007 | 44.32 |
| 10.5 | 1,128,019 | 492,566 | 0.4367 | 0.5633 | 35.49 |
| 11.5 | 803,624 | 294,011 | 0.3659 | 0.6341 | 19.99 |
| 12.5 | 536,014 | 142,580 | 0.2660 | 0.7340 | 12.68 |
| 13.5 | 452,402 | 126,411 | 0.2794 | 0.7206 | 9.31 |
| 14.5 | 342,610 | 155,563 | 0.4541 | 0.5459 | 6.71 |
| 15.5 | 196,946 | 48,208 | 0.2448 | 0.7552 | 3.66 |
| 16.5 | 167,288 | 70,735 | 0.4228 | 0.5772 | 2.76 |
| 17.5 | 96,553 | 45,644 | 0.4727 | 0.5273 | 1.59 |
| 18.5 | 50,909 | 9,899 | 0.1944 | 0.8056 | 0.84 |
| 19.5 | 47,206 | 41,009 | 0.8687 | 0.1313 | 0.68 |
| 20.5 | 6,196 | | 0.0000 | 1.0000 | 0.09 |
| 21.5 | 6,196 | | 0.0000 | 1.0000 | 0.09 |
| 22.5 | 6,196 | | 0.0000 | 1.0000 | 0.09 |
| 23.5 | 6,196 | | 0.0000 | 1.0000 | 0.09 |
| 24.5 | 6,196 | | 0.0000 | 1.0000 | 0.09 |
| 25.5 | 6,196 | | 0.0000 | 1.0000 | 0.09 |
| 26.5 | 6,196 | | 0.0000 | 1.0000 | 0.09 |
| 27.5 | 6,196 | | 0.0000 | 1.0000 | 0.09 |
| 28.5 | 6,196 | 6,196 | 1.0000 | 0.0000 | 0.09 |
| 29.5 | | | | | 0.00 |

III-194

Schedule JSS2010-1



KCP&L - GREATER MISSOURI OPERATIONS
MPS JURISDICTION

ACCOUNT 396 POWER OPERATED EQUIPMENT

ORIGINAL LIFE TABLE

PLACEMENT BAND 1900-2007

EXPERIENCE BAND 1997-2008

| AGE AT BEGIN OF INTERVAL | EXPOSURES AT BEGINNING OF AGE INTERVAL | RETIREMENTS DURING AGE INTERVAL | RETMT RATIO | SURV RATIO | PCT SURV BEGIN OF INTERVAL |
|--------------------------------|--|---------------------------------------|----------------|---------------|----------------------------------|
| 0.0 | 2,308,668 | | 0.0000 | 1.0000 | 100.00 |
| 0.5 | 2,386,360 | | 0.0000 | 1.0000 | 100.00 |
| 1.5 | 2,202,902 | | 0.0000 | 1.0000 | 100.00 |
| 2.5 | 2,211,767 | | 0.0000 | 1.0000 | 100.00 |
| 3.5 | 1,660,886 | 6,843 | 0.0041 | 0.9959 | 100.00 |
| 4.5 | 1,800,926 | 25,005 | 0.0139 | 0.9861 | 99.59 |
| 5.5 | 1,763,377 | | 0.0000 | 1.0000 | 98.21 |
| 6.5 | 1,674,001 | 6,608 | 0.0039 | 0.9961 | 98.21 |
| 7.5 | 1,032,782 | 89,979 | 0.0871 | 0.9129 | 97.83 |
| 8.5 | 1,008,515 | 37,115 | 0.0368 | 0.9632 | 89.31 |
| 9.5 | 1,084,222 | | 0.0000 | 1.0000 | 86.02 |
| 10.5 | 1,500,371 | 56,724 | 0.0378 | 0.9622 | 86.02 |
| 11.5 | 1,684,078 | 7,484 | 0.0044 | 0.9956 | 82.77 |
| 12.5 | 1,828,366 | | 0.0000 | 1.0000 | 82.41 |
| 13.5 | 1,792,194 | 23,997 | 0.0134 | 0.9866 | 82.41 |
| 14.5 | 1,710,084 | 84,429 | 0.0494 | 0.9506 | 81.31 |
| 15.5 | 1,598,075 | | 0.0000 | 1.0000 | 77.29 |
| 16.5 | 1,261,849 | 93,630 | 0.0742 | 0.9258 | 77.29 |
| 17.5 | 1,052,922 | | 0.0000 | 1.0000 | 71.56 |
| 18.5 | 1,052,922 | | 0.0000 | 1.0000 | 71.56 |
| 19.5 | 636,433 | 52,268 | 0.0821 | 0.9179 | 71.56 |
| 20.5 | 545,500 | 124,079 | 0.2275 | 0.7725 | 65.68 |
| 21.5 | 557,431 | | 0.0000 | 1.0000 | 50.74 |
| 22.5 | 270,691 | 8,303 | 0.0307 | 0.9693 | 50.74 |
| 23.5 | 238,172 | 169,441 | 0.7114 | 0.2886 | 49.18 |
| 24.5 | 68,731 | | 0.0000 | 1.0000 | 14.19 |
| 25.5 | 65,521 | | 0.0000 | 1.0000 | 14.19 |
| 26.5 | 45,724 | | 0.0000 | 1.0000 | 14.19 |
| 27.5 | 45,724 | | 0.0000 | 1.0000 | 14.19 |
| 28.5 | 45,724 | | 0.0000 | 1.0000 | 14.19 |
| 29.5 | 57,775 | | 0.0000 | 1.0000 | 14.19 |
| 30.5 | 57,775 | 5,010 | 0.0867 | 0.9133 | 14.19 |
| 31.5 | 57,775 | | 0.0000 | 1.0000 | 12.96 |
| 32.5 | 57,775 | 12,051 | 0.2086 | 0.7914 | 12.96 |
| 33.5 | 45,724 | | 0.0000 | 1.0000 | 10.26 |
| 34.5 | | | | | 10.26 |
| 35.5 | | | | | |
| 36.5 | | | | | |
| 37.5 | | | | | |
| 38.5 | | | | | |

KCP&L - GREATER MISSOURI OPERATIONS
MPS JURISDICTION

ACCOUNT 396 POWER OPERATED EQUIPMENT

ORIGINAL LIFE TABLE, CONT.

| PLACEMENT BAND 1900-2007 | | | EXPERIENCE BAND 1997-2008 | | |
|--------------------------------|--|---------------------------------------|---------------------------|---------------|----------------------------------|
| AGE AT BEGIN OF INTERVAL | EXPOSURES AT BEGINNING OF AGE INTERVAL | RETIREMENTS DURING AGE INTERVAL | RETMT RATIO | SURV RATIO | PCT SURV BEGIN OF INTERVAL |
| 39.5 | | | | | |
| 40.5 | | | | | |
| 41.5 | | | | | |
| 42.5 | 21,400 | | 0.0000 | | |
| 43.5 | 21,400 | | 0.0000 | | |
| 44.5 | 28,606 | | 0.0000 | | |
| 45.5 | 28,606 | | 0.0000 | | |
| 46.5 | 7,206 | | 0.0000 | | |
| 47.5 | | | | | |
| 48.5 | | | | | |
| 49.5 | | | | | |
| 50.5 | | | | | |
| 51.5 | | | | | |
| 52.5 | | | | | |
| 53.5 | | | | | |
| 54.5 | 250 | | 0.0000 | | |
| 55.5 | 250 | | 0.0000 | | |
| 56.5 | 250 | | 0.0000 | | |
| 57.5 | 250 | | 0.0000 | | |
| 58.5 | 250 | | 0.0000 | | |
| 59.5 | | | | | |
| 60.5 | | | | | |
| 61.5 | | | | | |
| 62.5 | | | | | |
| 63.5 | | | | | |
| 64.5 | | | | | |
| 65.5 | | | | | |
| 66.5 | | | | | |
| 67.5 | | | | | |
| 68.5 | | | | | |
| 69.5 | | | | | |
| 70.5 | | | | | |
| 71.5 | | | | | |
| 72.5 | | | | | |
| 73.5 | | | | | |
| 74.5 | | | | | |
| 75.5 | | | | | |
| 76.5 | | | | | |
| 77.5 | | | | | |
| 78.5 | | | | | |

KCP&L - GREATER MISSOURI OPERATIONS
MPS JURISDICTION

ACCOUNT 396 POWER OPERATED EQUIPMENT

ORIGINAL LIFE TABLE, CONT.

| PLACEMENT BAND 1900-2007 | | | EXPERIENCE BAND 1997-2008 | | |
|--------------------------------|--|---------------------------------------|---------------------------|---------------|----------------------------------|
| AGE AT BEGIN OF INTERVAL | EXPOSURES AT BEGINNING OF AGE INTERVAL | RETIREMENTS DURING AGE INTERVAL | RETMT RATIO | SURV RATIO | PCT SURV BEGIN OF INTERVAL |
| 79.5 | | | | | |
| 80.5 | | | | | |
| 81.5 | | | | | |
| 82.5 | | | | | |
| 83.5 | | | | | |
| 84.5 | | | | | |
| 85.5 | | | | | |
| 86.5 | | | | | |
| 87.5 | | | | | |
| 88.5 | | | | | |
| 89.5 | | | | | |
| 90.5 | | | | | |
| 91.5 | | | | | |
| 92.5 | | | | | |
| 93.5 | | | | | |
| 94.5 | | | | | |
| 95.5 | | | | | |
| 96.5 | 43,861 | | | 0.0000 | |
| 97.5 | 43,861 | | | 0.0000 | |
| 98.5 | 43,861 | | | 0.0000 | |
| 99.5 | 43,861 | | | 0.0000 | |
| 100.5 | 43,861 | | | 0.0000 | |
| 101.5 | 43,861 | | | 0.0000 | |
| 102.5 | 43,861 | | | 0.0000 | |
| 103.5 | 43,861 | | | 0.0000 | |
| 104.5 | 43,861 | | | 0.0000 | |
| 105.5 | | | | | |

III-198

NET SALVAGE STATISTICS

KCP&L - GREATER MISSOURI OPERATIONS
MPS JURISDICTION

ACCOUNT 311 STRUCTURES AND IMPROVEMENTS

SUMMARY OF BOOK SALVAGE

| YEAR | REGULAR RETIREMENTS | COST OF REMOVAL AMOUNT PCT | GROSS SALVAGE AMOUNT PCT | NET SALVAGE AMOUNT PCT |
|-------|------------------------|----------------------------------|--------------------------------|------------------------------|
| 1985 | | 281 | | 281- |
| 1986 | | | | |
| 1987 | | | | |
| 1988 | 27,873 | 0 | 0 | 0 |
| 1989 | 10,268 | 0 | 0 | 0 |
| 1990 | 37,837 | 45,590 120 | 0 | 45,590-120- |
| 1991 | 4,528 | 404 9 | 0 | 404- 9- |
| 1992 | 8,856 | 28,106 317 | 0 | 28,106-317- |
| 1993 | 117,515 | 38,026 32 | 0 | 38,026- 32- |
| 1994 | | 20,152- | 6,241 | 26,393 |
| 1995 | 52,190 | 35,020 67 | 0 | 35,020- 67- |
| 1996 | | | | |
| 1997 | | | | |
| 1998 | | | | |
| 1999 | 55,109 | 22,122 40 | 0 | 22,122- 40- |
| 2000 | 45,301 | 45,913 101 | 3,072 7 | 42,841- 95- |
| 2001 | 740,449 | 145,307 20 | 0 | 145,307- 20- |
| 2002 | 136,086 | 3,013 2 | 0 | 3,013- 2- |
| 2003 | 96,030 | 0 | 0 | 0 |
| 2004 | 1,562 | 0 | 0 | 0 |
| 2005 | | | | |
| 2006 | 52,525 | 6,472 12 | 0 | 6,472- 12- |
| 2007 | 30,965 | 11,500 37 | 0 | 11,500- 37- |
| 2008 | 13,011 | 26,340 202 | 0 | 26,340-202- |
| TOTAL | 1,430,105 | 387,942 27 | 9,313 1 | 378,629- 26- |

THREE-YEAR MOVING AVERAGES

| | | | | |
|-------|--------|------------|----------|-------------|
| 85-87 | | 94 | | 94- |
| 86-88 | 9,291 | 0 | 0 | 0 |
| 87-89 | 12,714 | 0 | 0 | 0 |
| 88-90 | 25,326 | 15,197 60 | 0 | 15,197- 60- |
| 89-91 | 17,544 | 15,331 87 | 0 | 15,331- 87- |
| 90-92 | 17,074 | 24,700 145 | 0 | 24,700-145- |
| 91-93 | 43,633 | 22,179 51 | 0 | 22,179- 51- |
| 92-94 | 42,124 | 15,327 36 | 2,080 5 | 13,247- 31- |
| 93-95 | 56,568 | 17,631 31 | 2,080 4 | 15,551- 27- |
| 94-96 | 17,397 | 4,956 28 | 2,080 12 | 2,876- 17- |
| 95-97 | 17,397 | 11,673 67 | 0 | 11,673- 67- |

KCP&L - GREATER MISSOURI OPERATIONS
MPS JURISDICTION

ACCOUNT 311 STRUCTURES AND IMPROVEMENTS

SUMMARY OF BOOK SALVAGE

| YEAR | REGULAR RETIREMENTS | COST OF REMOVAL AMOUNT | PCT | GROSS SALVAGE AMOUNT | PCT | NET SALVAGE AMOUNT | PCT |
|----------------------------|------------------------|------------------------------|-----|----------------------------|-----|--------------------------|-----|
| THREE-YEAR MOVING AVERAGES | | | | | | | |
| 96-98 | | | | | | | |
| 97-99 | 18,370 | 7,374 | 40 | | 0 | 7,374- | 40- |
| 98-00 | 33,470 | 22,678 | 68 | 1,024 | 3 | 21,654- | 65- |
| 99-01 | 280,286 | 71,114 | 25 | 1,024 | 0 | 70,090- | 25- |
| 00-02 | 307,279 | 64,744 | 21 | 1,024 | 0 | 63,720- | 21- |
| 01-03 | 324,188 | 49,440 | 15 | | 0 | 49,440- | 15- |
| 02-04 | 77,893 | 1,004 | 1 | | 0 | 1,004- | 1- |
| 03-05 | 32,531 | | 0 | | 0 | | 0 |
| 04-06 | 18,029 | 2,157 | 12 | | 0 | 2,157- | 12- |
| 05-07 | 27,830 | 5,991 | 22 | | 0 | 5,991- | 22- |
| 06-08 | 32,167 | 14,771 | 46 | | 0 | 14,771- | 46- |
| FIVE-YEAR AVERAGE | | | | | | | |
| 04-08 | 19,613 | 8,862 | 45 | | 0 | 8,862- | 45- |

KCP&L - GREATER MISSOURI OPERATIONS
MPS JURISDICTION

ACCOUNT 312 BOILER PLANT EQUIPMENT

SUMMARY OF BOOK SALVAGE

| YEAR | REGULAR RETIREMENTS | COST OF REMOVAL | | GROSS SALVAGE | | NET SALVAGE | |
|-------|------------------------|--------------------|-----|------------------|-----|----------------|------|
| | | AMOUNT | PCT | AMOUNT | PCT | AMOUNT | PCT |
| 1985 | 63,397 | 1,563 | 2 | 2,872 | 5 | 1,309 | 2 |
| 1986 | | | | | | | |
| 1987 | 214,581 | 24,428 | 11 | 8,962 | 4 | 15,466- | 7- |
| 1988 | 156,747 | 18,605 | 12 | 3,560 | 2 | 15,045- | 10- |
| 1989 | 354,162 | | 0 | | 0 | | 0 |
| 1990 | 4,867,376 | 1,003,894 | 21 | 6,781 | 0 | 997,113- | 20- |
| 1991 | 225,946 | 13,172 | 6 | 1,102 | 0 | 12,070- | 5- |
| 1992 | 1,095,682 | 1,281,151 | 117 | 6,302 | 1 | 1,274,849- | 116- |
| 1993 | 2,214,287 | 1,086,672 | 49 | 25,891 | 1 | 1,060,781- | 48- |
| 1994 | 623,142 | 344,163- | 55- | 106,733 | 17 | 450,896 | 72 |
| 1995 | 228,976 | 1,842,130 | 805 | 2,024 | 1 | 1,840,106- | 804- |
| 1996 | 4,107 | 22,828 | 556 | | 0 | 22,828- | 556- |
| 1997 | 330,631 | 10,500 | 3 | | 0 | 10,500- | 3- |
| 1998 | | 19,898 | | 1 | | 19,897- | |
| 1999 | 827,072 | 1,270,646 | 154 | 1 | 0 | 1,270,645- | 154- |
| 2000 | 2,447,973 | 274,599 | 11 | 20,290 | 1 | 254,309- | 10- |
| 2001 | 615,954 | 168,784 | 27 | 4,400 | 1 | 164,384- | 27- |
| 2002 | 2,789,929 | 228,240 | 8 | | 0 | 228,240- | 8- |
| 2003 | 895,477 | 2,549 | 0 | | 0 | 2,549- | 0 |
| 2004 | 1,205,573 | 445,691 | 37 | 21,205 | 2 | 424,486- | 35- |
| 2005 | 445,581 | 153,229 | 34 | 61,384 | 14 | 91,845- | 21- |
| 2006 | 1,172,393 | 185,973 | 16 | | 0 | 185,973- | 16- |
| 2007 | 2,243,519 | 726,024 | 32 | 338 | 0 | 725,686- | 32- |
| 2008 | 853,661 | 585,047 | 69 | 71 | 0 | 584,976- | 69- |
| TOTAL | 23,876,166 | 9,021,460 | 38 | 271,917 | 1 | 8,749,543- | 37- |

THREE-YEAR MOVING AVERAGES

| | | | | | | | |
|-------|-----------|---------|-----|--------|----|----------|------|
| 85-87 | 92,659 | 8,664 | 9 | 3,945 | 4 | 4,719- | 5- |
| 86-88 | 123,776 | 14,344 | 12 | 4,174 | 3 | 10,170- | 8- |
| 87-89 | 241,830 | 14,344 | 6 | 4,174 | 2 | 10,170- | 4- |
| 88-90 | 1,792,762 | 340,833 | 19 | 3,447 | 0 | 337,386- | 19- |
| 89-91 | 1,815,828 | 339,022 | 19 | 2,628 | 0 | 336,394- | 19- |
| 90-92 | 2,063,001 | 766,072 | 37 | 4,728 | 0 | 761,344- | 37- |
| 91-93 | 1,178,638 | 793,665 | 67 | 11,098 | 1 | 782,567- | 66- |
| 92-94 | 1,311,037 | 674,553 | 51 | 46,309 | 4 | 628,244- | 48- |
| 93-95 | 1,022,135 | 861,546 | 84 | 44,883 | 4 | 816,663- | 80- |
| 94-96 | 285,408 | 506,932 | 178 | 36,252 | 13 | 470,680- | 165- |
| 95-97 | 187,905 | 625,153 | 333 | 675 | 0 | 624,478- | 332- |

KCP&L - GREATER MISSOURI OPERATIONS
MPS JURISDICTION

ACCOUNT 312 BOILER PLANT EQUIPMENT

SUMMARY OF BOOK SALVAGE

| YEAR | REGULAR RETIREMENTS | COST OF REMOVAL AMOUNT | PCT | GROSS SALVAGE AMOUNT | PCT | NET SALVAGE AMOUNT | PCT |
|----------------------------|------------------------|------------------------------|-----|----------------------------|-----|--------------------------|------|
| THREE-YEAR MOVING AVERAGES | | | | | | | |
| 96-98 | 111,579 | 17,742 | 16 | | 0 | 17,742- | 16- |
| 97-99 | 385,901 | 433,681 | 112 | 1 | 0 | 433,680- | 112- |
| 98-00 | 1,091,682 | 521,714 | 48 | 6,764 | 1 | 514,950- | 47- |
| 99-01 | 1,297,000 | 571,343 | 44 | 8,230 | 1 | 563,113- | 43- |
| 00-02 | 1,951,285 | 223,874 | 11 | 8,230 | 0 | 215,644- | 11- |
| 01-03 | 1,433,787 | 133,191 | 9 | 1,467 | 0 | 131,724- | 9- |
| 02-04 | 1,630,326 | 225,493 | 14 | 7,068 | 0 | 218,425- | 13- |
| 03-05 | 848,877 | 200,490 | 24 | 27,530 | 3 | 172,960- | 20- |
| 04-06 | 941,182 | 261,631 | 28 | 27,530 | 3 | 234,101- | 25- |
| 05-07 | 1,287,164 | 355,075 | 28 | 20,574 | 2 | 334,501- | 26- |
| 06-08 | 1,423,191 | 499,015 | 35 | 136 | 0 | 498,879- | 35- |
| FIVE-YEAR AVERAGE | | | | | | | |
| 04-08 | 1,184,145 | 419,193 | 35 | 16,600 | 1 | 402,593- | 34- |

KCP&L - GREATER MISSOURI OPERATIONS
MPS JURISDICTION

ACCOUNT 314 TURBOGENERATOR UNITS

SUMMARY OF BOOK SALVAGE

| YEAR | REGULAR RETIREMENTS | COST OF REMOVAL | | GROSS SALVAGE | | NET SALVAGE | |
|-------|------------------------|--------------------|-----|------------------|-----|----------------|------|
| | | AMOUNT | PCT | AMOUNT | PCT | AMOUNT | PCT |
| 1985 | 43,418 | 2,000 | 5 | 11,872 | 27 | 9,872 | 23 |
| 1986 | | | | | | | |
| 1987 | 69,227 | 9,898 | 14 | | 0 | 9,898- | 14- |
| 1988 | 87,792 | 10,961 | 12 | | 0 | 10,961- | 12- |
| 1989 | 190,104 | | 0 | | 0 | | 0 |
| 1990 | 1,146,832 | 185,276 | 16 | 401 | 0 | 184,875- | 16- |
| 1991 | 89,884 | 9,688 | 11 | | 0 | 9,688- | 11- |
| 1992 | 97,972 | 299,457 | 306 | | 0 | 299,457- | 306- |
| 1993 | 20,768 | 3,716 | 18 | | 0 | 3,716- | 18- |
| 1994 | 371,840 | 15,991 | 4 | 614 | 0 | 15,377- | 4- |
| 1995 | 55,505 | 294,124 | 530 | | 0 | 294,124- | 530- |
| 1996 | 37,025 | 310,180 | 838 | | 0 | 310,180- | 838- |
| 1997 | | | | | | | |
| 1998 | | | | | | | |
| 1999 | 59,070 | 71,524 | 121 | | 0 | 71,524- | 121- |
| 2000 | 2,260,705 | 195,576 | 9 | 28,171 | 1 | 167,405- | 7- |
| 2001 | 1,352,452 | 243,961 | 18 | | 0 | 243,961- | 18- |
| 2002 | 5,243,156 | 352,605 | 7 | 9,000 | 0 | 343,605- | 7- |
| 2003 | 417,540 | 18,468- | 4- | | 0 | 18,468 | 4 |
| 2004 | 254,438 | 128,880 | 51 | | 0 | 128,880- | 51- |
| 2005 | 438,697 | 170,353 | 39 | | 0 | 170,353- | 39- |
| 2006 | 742,607 | 216,944 | 29 | | 0 | 216,944- | 29- |
| 2007 | 302,097 | 161,020 | 53 | 51 | 0 | 160,969- | 53- |
| 2008 | 611,066 | 97,697 | 16 | 181,112 | 30 | 83,415 | 14 |
| TOTAL | 13,892,195 | 2,761,383 | 20 | 231,221 | 2 | 2,530,162- | 18- |

THREE-YEAR MOVING AVERAGES

| | | | | | | | |
|-------|---------|---------|-----|-------|----|----------|------|
| 85-87 | 37,548 | 3,966 | 11 | 3,957 | 11 | 9- | 0 |
| 86-88 | 52,340 | 6,953 | 13 | | 0 | 6,953- | 13- |
| 87-89 | 115,708 | 6,953 | 6 | | 0 | 6,953- | 6- |
| 88-90 | 474,909 | 65,412 | 14 | 134 | 0 | 65,278- | 14- |
| 89-91 | 475,607 | 64,988 | 14 | 134 | 0 | 64,854- | 14- |
| 90-92 | 444,896 | 164,807 | 37 | 134 | 0 | 164,673- | 37- |
| 91-93 | 69,541 | 104,287 | 150 | | 0 | 104,287- | 150- |
| 92-94 | 163,527 | 106,388 | 65 | 205 | 0 | 106,183- | 65- |
| 93-95 | 149,371 | 104,610 | 70 | 205 | 0 | 104,405- | 70- |
| 94-96 | 154,790 | 206,765 | 134 | 205 | 0 | 206,560- | 133- |
| 95-97 | 30,843 | 201,435 | 653 | | 0 | 201,435- | 653- |

KCP&L - GREATER MISSOURI OPERATIONS
MPS JURISDICTION

ACCOUNT 314 TURBOGENERATOR UNITS

SUMMARY OF BOOK SALVAGE

| YEAR | REGULAR RETIREMENTS | COST OF REMOVAL AMOUNT | PCT | GROSS SALVAGE AMOUNT | PCT | NET SALVAGE AMOUNT | PCT |
|----------------------------|------------------------|------------------------------|-----|----------------------------|-----|--------------------------|-----|
| THREE-YEAR MOVING AVERAGES | | | | | | | |
| 96-98 | 12,342 | 103,393 | 838 | | 0 | 103,393-838- | |
| 97-99 | 19,690 | 23,841 | 121 | | 0 | 23,841-121- | |
| 98-00 | 773,258 | 89,033 | 12 | 9,390 | 1 | 79,643- 10- | |
| 99-01 | 1,224,076 | 170,354 | 14 | 9,390 | 1 | 160,964- 13- | |
| 00-02 | 2,952,104 | 264,047 | 9 | 12,390 | 0 | 251,657- 9- | |
| 01-03 | 2,337,716 | 192,699 | 8 | 3,000 | 0 | 189,699- 8- | |
| 02-04 | 1,971,711 | 154,339 | 8 | 3,000 | 0 | 151,339- 8- | |
| 03-05 | 370,225 | 93,588 | 25 | | 0 | 93,588- 25- | |
| 04-06 | 478,581 | 172,059 | 36 | | 0 | 172,059- 36- | |
| 05-07 | 494,467 | 182,772 | 37 | 17 | 0 | 182,755- 37- | |
| 06-08 | 551,923 | 158,554 | 29 | 60,388 | 11 | 98,166- 18- | |
| FIVE-YEAR AVERAGE | | | | | | | |
| 04-08 | 469,781 | 154,979 | 33 | 36,233 | 8 | 118,746- 25- | |

KCP&L - GREATER MISSOURI OPERATIONS
MPS JURISDICTION

ACCOUNT 315 ACCESSORY ELECTRIC EQUIPMENT

SUMMARY OF BOOK SALVAGE

| YEAR | REGULAR RETIREMENTS | COST OF REMOVAL | | GROSS SALVAGE | | NET SALVAGE | |
|-------|------------------------|--------------------|-----|------------------|-----|----------------|------|
| | | AMOUNT | PCT | AMOUNT | PCT | AMOUNT | PCT |
| 1985 | 47,067 | | 0 | | 0 | | 0 |
| 1986 | 227,441 | | 0 | | 0 | | 0 |
| 1987 | 3,769 | 408 | 11 | | 0 | 408- | 11- |
| 1988 | 7,686 | 15,676 | 204 | 1,118 | 15 | 14,558- | 189- |
| 1989 | 41,138 | | 0 | | 0 | | 0 |
| 1990 | 1,707,097 | 151,178 | 9 | 11,207 | 1 | 139,971- | 8- |
| 1991 | | | | 8,000 | | 8,000 | |
| 1992 | 35,466 | 51,444 | 145 | 1,128 | 3 | 50,316- | 142- |
| 1993 | 1,171,227 | 463,504 | 40 | | 0 | 463,504- | 40- |
| 1994 | | 200,039- | | 61,949 | | 261,988 | |
| 1995 | 46,460 | 58,266 | 125 | | 0 | 58,266- | 125- |
| 1996 | | | | | | | |
| 1997 | | | | | | | |
| 1998 | | | | | | | |
| 1999 | 27,865 | 28,102 | 101 | | 0 | 28,102- | 101- |
| 2000 | 131,133 | 147,114 | 112 | 5,786 | 4 | 141,328- | 108- |
| 2001 | 205,052 | 19,595 | 10 | | 0 | 19,595- | 10- |
| 2002 | 135,302 | 34,062 | 25 | | 0 | 34,062- | 25- |
| 2003 | 220,281 | | 0 | | 0 | | 0 |
| 2004 | 24,086 | 6,618 | 27 | | 0 | 6,618- | 27- |
| 2005 | 80,814 | 3,214 | 4 | | 0 | 3,214- | 4- |
| 2006 | 12,800 | 954 | 7 | | 0 | 954- | 7- |
| 2007 | 281,931 | 93,299 | 33 | 15 | 0 | 93,284- | 33- |
| 2008 | 24,602 | 120,331 | 489 | 18 | 0 | 120,313- | 489- |
| TOTAL | 4,431,217 | 993,726 | 22 | 89,221 | 2 | 904,505- | 20- |

THREE-YEAR MOVING AVERAGES

| | | | | | | | |
|-------|---------|---------|------|--------|-----|----------|------|
| 85-87 | 92,759 | 136 | 0 | | 0 | 136- | 0 |
| 86-88 | 79,632 | 5,361 | 7 | 373 | 0 | 4,988- | 6- |
| 87-89 | 17,531 | 5,361 | 31 | 373 | 2 | 4,988- | 28- |
| 88-90 | 585,307 | 55,618 | 10 | 4,108 | 1 | 51,510- | 9- |
| 89-91 | 582,745 | 50,393 | 9 | 6,402 | 1 | 43,991- | 8- |
| 90-92 | 580,854 | 67,541 | 12 | 6,778 | 1 | 60,763- | 10- |
| 91-93 | 402,231 | 171,649 | 43 | 3,043 | 1 | 168,606- | 42- |
| 92-94 | 402,231 | 104,970 | 26 | 21,026 | 5 | 83,944- | 21- |
| 93-95 | 405,896 | 107,244 | 26 | 20,650 | 5 | 86,594- | 21- |
| 94-96 | 15,487 | 47,258- | 305- | 20,650 | 133 | 67,908 | 438 |
| 95-97 | 15,487 | 19,422 | 125 | | 0 | 19,422- | 125- |

KCP&L - GREATER MISSOURI OPERATIONS
MPS JURISDICTION

ACCOUNT 315 ACCESSORY ELECTRIC EQUIPMENT

SUMMARY OF BOOK SALVAGE

| YEAR | REGULAR RETIREMENTS | COST OF REMOVAL AMOUNT PCT | GROSS SALVAGE AMOUNT PCT | NET SALVAGE AMOUNT PCT |
|----------------------------|------------------------|----------------------------------|--------------------------------|------------------------------|
| THREE-YEAR MOVING AVERAGES | | | | |
| 96-98 | | | | |
| 97-99 | 9,288 | 9,367 101 | 0 | 9,367-101- |
| 98-00 | 52,999 | 58,405 110 | 1,929 4 | 56,476-107- |
| 99-01 | 121,350 | 64,937 54 | 1,929 2 | 63,008- 52- |
| 00-02 | 157,162 | 66,924 43 | 1,929 1 | 64,995- 41- |
| 01-03 | 186,878 | 17,886 10 | 0 | 17,886- 10- |
| 02-04 | 126,556 | 13,560 11 | 0 | 13,560- 11- |
| 03-05 | 108,394 | 3,277 3 | 0 | 3,277- 3- |
| 04-06 | 39,233 | 3,595 9 | 0 | 3,595- 9- |
| 05-07 | 125,182 | 32,489 26 | 5 0 | 32,484- 26- |
| 06-08 | 106,444 | 71,528 67 | 11 0 | 71,517- 67- |
| FIVE-YEAR AVERAGE | | | | |
| 04-08 | 84,847 | 44,883 53 | 7 0 | 44,876- 53- |

KCP&L - GREATER MISSOURI OPERATIONS
MPS JURISDICTION

ACCOUNT 316 MISCELLANEOUS POWER PLANT EQUIPMENT

SUMMARY OF BOOK SALVAGE

| YEAR | REGULAR RETIREMENTS | COST OF REMOVAL | | GROSS SALVAGE | | NET SALVAGE | |
|-------|------------------------|--------------------|-----|------------------|-----|----------------|------|
| | | AMOUNT | PCT | AMOUNT | PCT | AMOUNT | PCT |
| 1985 | 3,280 | | 0 | 3,156 | 96 | 3,156 | 96 |
| 1986 | 24,486 | | 0 | 7,500 | 31 | 7,500 | 31 |
| 1987 | | | | | | | |
| 1988 | 4,862 | | 0 | 201 | 4 | 201 | 4 |
| 1989 | 1,548 | | 0 | 176 | 11 | 176 | 11 |
| 1990 | 21,364 | 2,147 | 10 | 697 | 3 | 1,450- | 7- |
| 1991 | 439 | | 0 | | 0 | | 0 |
| 1992 | 4,458 | 62 | 1 | 542 | 12 | 480 | 11 |
| 1993 | | | | 360 | | 360 | |
| 1994 | 24,486 | | 0 | | 0 | | 0 |
| 1995 | 1,752 | 4,090 | 233 | | 0 | 4,090- | 233- |
| 1996 | | | | | | | |
| 1997 | | | | | | | |
| 1998 | | | | | | | |
| 1999 | | | | | | | |
| 2000 | 16,173 | 41,687 | 258 | 3,208 | 20 | 38,479- | 238- |
| 2001 | 22,327 | 8,362 | 37 | | 0 | 8,362- | 37- |
| 2002 | 51,923 | 2,365 | 5 | | 0 | 2,365- | 5- |
| 2003 | 14,044 | | 0 | | 0 | | 0 |
| 2004 | 2,236 | 614 | 27 | | 0 | 614- | 27- |
| 2005 | 3,520 | 1,318 | 37 | | 0 | 1,318- | 37- |
| 2006 | 7,592 | 2,080 | 27 | | 0 | 2,080- | 27- |
| 2007 | | | | | | | |
| 2008 | 19,369 | 135,338 | 699 | 18 | 0 | 135,320- | 699- |
| TOTAL | 223,859 | 198,063 | 88 | 15,858 | 7 | 182,205- | 81- |

THREE-YEAR MOVING AVERAGES

| | | | | | | | |
|-------|-------|-------|-----|-------|----|--------|------|
| 85-87 | 9,255 | | 0 | 3,552 | 38 | 3,552 | 38 |
| 86-88 | 9,783 | | 0 | 2,567 | 26 | 2,567 | 26 |
| 87-89 | 2,137 | | 0 | 126 | 6 | 126 | 6 |
| 88-90 | 9,258 | 716 | 8 | 358 | 4 | 358- | 4- |
| 89-91 | 7,784 | 716 | 9 | 291 | 4 | 425- | 5- |
| 90-92 | 8,754 | 736 | 8 | 413 | 5 | 323- | 4- |
| 91-93 | 1,632 | 21 | 1 | 301 | 18 | 280 | 17 |
| 92-94 | 9,648 | 21 | 0 | 301 | 3 | 280 | 3 |
| 93-95 | 8,746 | 1,363 | 16 | 120 | 1 | 1,243- | 14- |
| 94-96 | 8,746 | 1,363 | 16 | | 0 | 1,363- | 16- |
| 95-97 | 584 | 1,363 | 233 | | 0 | 1,363- | 233- |

KCP&L - GREATER MISSOURI OPERATIONS
MPS JURISDICTION

ACCOUNT 316 MISCELLANEOUS POWER PLANT EQUIPMENT

SUMMARY OF BOOK SALVAGE

| YEAR | REGULAR RETIREMENTS | COST OF REMOVAL AMOUNT PCT | GROSS SALVAGE AMOUNT PCT | NET SALVAGE AMOUNT PCT |
|----------------------------|------------------------|----------------------------------|--------------------------------|------------------------------|
| THREE-YEAR MOVING AVERAGES | | | | |
| 96-98 | | | | |
| 97-99 | | | | |
| 98-00 | 5,391 | 13,896 258 | 1,069 20 | 12,827-238- |
| 99-01 | 12,833 | 16,683 130 | 1,069 8 | 15,614-122- |
| 00-02 | 30,141 | 17,471 58 | 1,069 4 | 16,402- 54- |
| 01-03 | 29,431 | 3,576 12 | 0 | 3,576- 12- |
| 02-04 | 22,734 | 993 4 | 0 | 993- 4- |
| 03-05 | 6,600 | 644 10 | 0 | 644- 10- |
| 04-06 | 4,449 | 1,337 30 | 0 | 1,337- 30- |
| 05-07 | 3,704 | 1,133 31 | 0 | 1,133- 31- |
| 06-08 | 8,987 | 45,806 510 | 6 0 | 45,800-510- |
| FIVE-YEAR AVERAGE | | | | |
| 04-08 | 6,543 | 27,870 426 | 4 0 | 27,866-426- |

KCP&L - GREATER MISSOURI OPERATIONS
MPS JURISDICTION

ACCOUNT 341 STRUCTURES AND IMPROVEMENTS

SUMMARY OF BOOK SALVAGE

| YEAR | REGULAR RETIREMENTS | COST OF REMOVAL | | GROSS SALVAGE | | NET SALVAGE | |
|-------|------------------------|--------------------|-----|------------------|-----|----------------|-----|
| | | AMOUNT | PCT | AMOUNT | PCT | AMOUNT | PCT |
| 1989 | 9,984 | | 0 | 0 | | 0 | |
| 1990 | | | | | | | |
| 1991 | | 550 | | | | 550- | |
| 1992 | | | | | | | |
| 1993 | | | | | | | |
| 1994 | | | | | | | |
| 1995 | 15,159 | 365 | 2 | 0 | | 365- | 2- |
| 1996 | 3,776 | 1,000 | 26 | 0 | | 1,000- | 26- |
| 1997 | 15,493 | | 0 | 0 | | | 0 |
| 1998 | | | | | | | |
| 1999 | 15,570 | | 0 | 0 | | | 0 |
| 2000 | | | | | | | |
| 2001 | | | | | | | |
| 2002 | 114,097 | | 0 | 0 | | | 0 |
| 2003 | 7,813 | | 0 | 0 | | | 0 |
| 2004 | | | | | | | |
| 2005 | | | | | | | |
| 2006 | | | | | | | |
| 2007 | 17,775 | 5,317 | 30 | 0 | | 5,317- | 30- |
| 2008 | 30,858 | 2,563 | 8 | 0 | | 2,563- | 8- |
| TOTAL | 230,525 | 9,795 | 4 | 0 | | 9,795- | 4- |

THREE-YEAR MOVING AVERAGES

| | | | | | | | |
|-------|--------|-----|---|---|--|------|----|
| 89-91 | 3,328 | 183 | 5 | 0 | | 183- | 5- |
| 90-92 | | 183 | | | | 183- | |
| 91-93 | | 183 | | | | 183- | |
| 92-94 | | | | | | | |
| 93-95 | 5,053 | 122 | 2 | 0 | | 122- | 2- |
| 94-96 | 6,312 | 455 | 7 | 0 | | 455- | 7- |
| 95-97 | 11,476 | 455 | 4 | 0 | | 455- | 4- |
| 96-98 | 6,423 | 333 | 5 | 0 | | 333- | 5- |
| 97-99 | 10,354 | | 0 | 0 | | | 0 |
| 98-00 | 5,190 | | 0 | 0 | | | 0 |
| 99-01 | 5,190 | | 0 | 0 | | | 0 |
| 00-02 | 38,032 | | 0 | 0 | | | 0 |
| 01-03 | 40,637 | | 0 | 0 | | | 0 |
| 02-04 | 40,637 | | 0 | 0 | | | 0 |
| 03-05 | 2,604 | | 0 | 0 | | | 0 |

KCP&L - GREATER MISSOURI OPERATIONS
MPS JURISDICTION

ACCOUNT 341 STRUCTURES AND IMPROVEMENTS

SUMMARY OF BOOK SALVAGE

| YEAR | REGULAR RETIREMENTS | COST OF REMOVAL AMOUNT PCT | GROSS SALVAGE AMOUNT PCT | NET SALVAGE AMOUNT PCT |
|----------------------------|------------------------|----------------------------------|--------------------------------|------------------------------|
| THREE-YEAR MOVING AVERAGES | | | | |
| 04-06 | | | | |
| 05-07 | 5,925 | 1,772 30 | 0 | 1,772- 30- |
| 06-08 | 16,211 | 2,627 16 | 0 | 2,627- 16- |
| FIVE-YEAR AVERAGE | | | | |
| 04-08 | 9,727 | 1,576 16 | 0 | 1,576- 16- |

KCP&L - GREATER MISSOURI OPERATIONS
MPS JURISDICTION

ACCOUNT 342 FUEL HOLDERS, PRODUCERS AND ACCESSORIES

SUMMARY OF BOOK SALVAGE

| YEAR | REGULAR RETIREMENTS | COST OF REMOVAL | | GROSS SALVAGE | | NET SALVAGE | |
|-------------------|------------------------|--------------------|-----|------------------|---------|----------------|-----|
| | | AMOUNT | PCT | AMOUNT | PCT | AMOUNT | PCT |
| 2007 | 40,000 | 10,000 | 25 | 0 | 10,000- | 25- | |
| 2008 | 100,914 | 10,484 | 10 | 0 | 10,484- | 10- | |
| TOTAL | 140,914 | 20,484 | 15 | 0 | 20,484- | 15- | |
| FIVE-YEAR AVERAGE | | | | | | | |
| 04-08 | 28,183 | 4,097 | 15 | 0 | 4,097- | 15- | |

KCP&L - GREATER MISSOURI OPERATIONS
MPS JURISDICTION

ACCOUNT 343 PRIME MOVERS

SUMMARY OF BOOK SALVAGE

| YEAR | REGULAR RETIREMENTS | COST OF REMOVAL AMOUNT | PCT | GROSS SALVAGE AMOUNT | PCT | NET SALVAGE AMOUNT | PCT |
|-------|------------------------|------------------------------|-----|----------------------------|-----|--------------------------|-----|
| 1999 | 210,000 | 39,851 | 19 | 0 | | 39,851- | 19- |
| 2000 | 2,000 | 445 | 22 | 0 | | 445- | 22- |
| 2001 | | | | | | | |
| 2002 | 727,708 | 86,296 | 12 | 0 | | 86,296- | 12- |
| 2003 | | | | | | | |
| 2004 | 12,560 | | 0 | 0 | | | 0 |
| 2005 | | | | | | | |
| 2006 | | | | | | | |
| 2007 | 3,337,405 | 149,447 | 4 | 0 | | 149,447- | 4- |
| 2008 | 110,000 | 30,231 | 27 | 0 | | 30,231- | 27- |
| TOTAL | 4,399,673 | 306,270 | 7 | 0 | | 306,270- | 7- |

THREE-YEAR MOVING AVERAGES

| | | | | | | | |
|-------|-----------|--------|----|---|--|---------|-----|
| 99-01 | 70,667 | 13,432 | 19 | 0 | | 13,432- | 19- |
| 00-02 | 243,236 | 28,914 | 12 | 0 | | 28,914- | 12- |
| 01-03 | 242,569 | 28,765 | 12 | 0 | | 28,765- | 12- |
| 02-04 | 246,756 | 28,765 | 12 | 0 | | 28,765- | 12- |
| 03-05 | 4,187 | | 0 | 0 | | | 0 |
| 04-06 | 4,187 | | 0 | 0 | | | 0 |
| 05-07 | 1,112,468 | 49,816 | 4 | 0 | | 49,816- | 4- |
| 06-08 | 1,149,135 | 59,893 | 5 | 0 | | 59,893- | 5- |

FIVE-YEAR AVERAGE

| | | | | | | | |
|-------|---------|--------|---|---|--|---------|----|
| 04-08 | 691,993 | 35,936 | 5 | 0 | | 35,936- | 5- |
|-------|---------|--------|---|---|--|---------|----|

KCP&L - GREATER MISSOURI OPERATIONS
MPS JURISDICTION

ACCOUNT 344 GENERATORS

SUMMARY OF BOOK SALVAGE

| YEAR | REGULAR RETIREMENTS | COST OF REMOVAL | | GROSS SALVAGE | | NET SALVAGE | |
|-------|------------------------|--------------------|-----|------------------|---------|----------------|-----|
| | | AMOUNT | PCT | AMOUNT | PCT | AMOUNT | PCT |
| 1995 | 14,292 | 1,428 | 10 | 0 | 1,428- | 10- | |
| 1996 | | 4,783 | | | 4,783- | | |
| 1997 | | | | | | | |
| 1998 | | | | | | | |
| 1999 | | | | | | | |
| 2000 | 10,428 | 31,690 | 304 | 0 | 31,690- | 304- | |
| 2001 | | | | | | | |
| 2002 | 448,956 | | 0 | 0 | | 0 | |
| 2003 | | | | | | | |
| 2004 | | | | | | | |
| 2005 | | | | | | | |
| 2006 | 208,875 | | 0 | 0 | | 0 | |
| 2007 | 289,210 | | 0 | 0 | | 0 | |
| 2008 | 104,000 | 11,640 | 11 | 0 | 11,640- | 11- | |
| TOTAL | 1,075,761 | 49,541 | 5 | 0 | 49,541- | 5- | |

THREE-YEAR MOVING AVERAGES

| | | | | | | | |
|-------|---------|--------|-----|---|---------|------|--|
| 95-97 | 4,764 | 2,070 | 43 | 0 | 2,070- | 43- | |
| 96-98 | | 1,594 | | | 1,594- | | |
| 97-99 | | | | | | | |
| 98-00 | 3,476 | 10,563 | 304 | 0 | 10,563- | 304- | |
| 99-01 | 3,476 | 10,563 | 304 | 0 | 10,563- | 304- | |
| 00-02 | 153,128 | 10,563 | 7 | 0 | 10,563- | 7- | |
| 01-03 | 149,652 | | 0 | 0 | | 0 | |
| 02-04 | 149,652 | | 0 | 0 | | 0 | |
| 03-05 | | | | | | | |
| 04-06 | 69,625 | | 0 | 0 | | 0 | |
| 05-07 | 166,028 | | 0 | 0 | | 0 | |
| 06-08 | 200,695 | 3,880 | 2 | 0 | 3,880- | 2- | |

FIVE-YEAR AVERAGE

| | | | | | | | |
|-------|---------|-------|---|---|--------|----|--|
| 04-08 | 120,417 | 2,328 | 2 | 0 | 2,328- | 2- | |
|-------|---------|-------|---|---|--------|----|--|

KCP&L - GREATER MISSOURI OPERATIONS
MPS JURISDICTION

ACCOUNT 345 ACCESSORY ELECTRIC EQUIPMENT

SUMMARY OF BOOK SALVAGE

| YEAR | REGULAR RETIREMENTS | COST OF REMOVAL | | GROSS SALVAGE | | NET SALVAGE | |
|-------|------------------------|--------------------|-----|------------------|-----|----------------|-----|
| | | AMOUNT | PCT | AMOUNT | PCT | AMOUNT | PCT |
| 1995 | 34,762 | 13,989 | 40 | | 0 | 13,989- | 40- |
| 1996 | | | | | | | |
| 1997 | | | | | | | |
| 1998 | 16,684 | | 0 | 3,518 | 21 | 3,518 | 21 |
| 1999 | 7,000 | | 0 | | 0 | | 0 |
| 2000 | 20,000 | | 0 | | 0 | | 0 |
| 2001 | | | | | | | |
| 2002 | | | | | | | |
| 2003 | | | | | | | |
| 2004 | | | | | | | |
| 2005 | | | | | | | |
| 2006 | | | | | | | |
| 2007 | 546 | 178 | 33 | | 0 | 178- | 33- |
| 2008 | 4,000 | 465 | 12 | | 0 | 465- | 12- |
| TOTAL | 82,992 | 14,632 | 18 | 3,518 | 4 | 11,114- | 13- |

THREE-YEAR MOVING AVERAGES

| | | | | | | | |
|-------|--------|-------|----|-------|----|--------|-----|
| 95-97 | 11,587 | 4,663 | 40 | | 0 | 4,663- | 40- |
| 96-98 | 5,561 | | 0 | 1,173 | 21 | 1,173 | 21 |
| 97-99 | 7,895 | | 0 | 1,173 | 15 | 1,173 | 15 |
| 98-00 | 14,561 | | 0 | 1,173 | 8 | 1,173 | 8 |
| 99-01 | 9,000 | | 0 | | 0 | | 0 |
| 00-02 | 6,667 | | 0 | | 0 | | 0 |
| 01-03 | | | | | | | |
| 02-04 | | | | | | | |
| 03-05 | | | | | | | |
| 04-06 | | | | | | | |
| 05-07 | 182 | 59 | 32 | | 0 | 59- | 32- |
| 06-08 | 1,515 | 214 | 14 | | 0 | 214- | 14- |

FIVE-YEAR AVERAGE

| | | | | | | | |
|-------|-----|-----|----|--|---|------|-----|
| 04-08 | 909 | 129 | 14 | | 0 | 129- | 14- |
|-------|-----|-----|----|--|---|------|-----|

KCP&L - GREATER MISSOURI OPERATIONS
MPS JURISDICTION

ACCOUNT 352 STRUCTURES AND IMPROVEMENTS

SUMMARY OF BOOK SALVAGE

| YEAR | REGULAR RETIREMENTS | COST OF REMOVAL | | GROSS SALVAGE | | NET SALVAGE | |
|-------|------------------------|--------------------|------|------------------|-----|----------------|------|
| | | AMOUNT | PCT | AMOUNT | PCT | AMOUNT | PCT |
| 1993 | 3,078 | 1,088 | 35 | | 0 | 1,088 | 35- |
| 1994 | 2,996 | 4,000 | 134- | | 0 | 4,000 | 134 |
| 1995 | | | | | | | |
| 1996 | | | | | | | |
| 1997 | 242 | 611 | 252 | 1,257 | 519 | 646 | 267 |
| 1998 | 7,315 | | 0 | | 0 | | 0 |
| 1999 | 2,763 | 9,073 | 328 | | 0 | 9,073 | 328- |
| 2000 | | | | | | | |
| 2001 | 1,617 | 745 | 46 | | 0 | 745 | 46- |
| 2002 | 3,159 | | 0 | | 0 | | 0 |
| 2003 | 12,378 | 3,425 | 28 | | 0 | 3,425 | 28- |
| 2004 | 2,749 | 312 | 11 | 3,365 | 122 | 3,053 | 111 |
| 2005 | 12,011 | 731 | 6 | 4,414 | 37 | 3,683 | 31 |
| 2006 | 713 | 53 | 7 | | 0 | 53 | 7- |
| 2007 | 11,447 | 1,249 | 11 | 6,753 | 59 | 5,504 | 48 |
| 2008 | 4,212 | 705 | 17 | 1,126 | 27 | 421 | 10 |
| TOTAL | 64,680 | 13,992 | 22 | 16,915 | 26 | 2,923 | 5 |

THREE-YEAR MOVING AVERAGES

| | | | | | | | |
|-------|-------|-------|------|-------|-----|-------|------|
| 93-95 | 2,025 | 971 | 48- | | 0 | 971 | 48 |
| 94-96 | 999 | 1,333 | 133- | | 0 | 1,333 | 133 |
| 95-97 | 81 | 204 | 252 | 419 | 517 | 215 | 265 |
| 96-98 | 2,519 | 204 | 8 | 419 | 17 | 215 | 9 |
| 97-99 | 3,440 | 3,228 | 94 | 419 | 12 | 2,809 | 82- |
| 98-00 | 3,359 | 3,024 | 90 | | 0 | 3,024 | 90- |
| 99-01 | 1,460 | 3,273 | 224 | | 0 | 3,273 | 224- |
| 00-02 | 1,592 | 248 | 16 | | 0 | 248 | 16- |
| 01-03 | 5,718 | 1,390 | 24 | | 0 | 1,390 | 24- |
| 02-04 | 6,095 | 1,246 | 20 | 1,122 | 18 | 124 | 2- |
| 03-05 | 9,046 | 1,489 | 16 | 2,593 | 29 | 1,104 | 12 |
| 04-06 | 5,158 | 365 | 7 | 2,593 | 50 | 2,228 | 43 |
| 05-07 | 8,057 | 678 | 8 | 3,722 | 46 | 3,044 | 38 |
| 06-08 | 5,457 | 669 | 12 | 2,626 | 48 | 1,957 | 36 |

FIVE-YEAR AVERAGE

| | | | | | | | |
|-------|-------|-----|----|-------|----|-------|----|
| 04-08 | 6,226 | 610 | 10 | 3,132 | 50 | 2,522 | 41 |
|-------|-------|-----|----|-------|----|-------|----|

KCP&L - GREATER MISSOURI OPERATIONS
MPS JURISDICTION

ACCOUNT 353 STATION EQUIPMENT

SUMMARY OF BOOK SALVAGE

| YEAR | REGULAR RETIREMENTS | COST OF REMOVAL | | GROSS SALVAGE | | NET SALVAGE | |
|-------|------------------------|--------------------|-----|------------------|-----|----------------|-----|
| | | AMOUNT | PCT | AMOUNT | PCT | AMOUNT | PCT |
| 1985 | 8,002 | 806 | 10 | 3,876 | 48 | 3,070 | 38 |
| 1986 | 181,339 | 9,266 | 5 | 29,885 | 16 | 20,619 | 11 |
| 1987 | 15,475 | 26,766 | 173 | 50,291 | 325 | 23,525 | 152 |
| 1988 | 28,597 | 5,356 | 19 | 2,657 | 9 | 2,699- | 9- |
| 1989 | 47,335 | | 0 | | 0 | | 0 |
| 1990 | 26,697 | 22,560 | 85 | 7,254 | 27 | 15,306- | 57- |
| 1991 | 35,709 | 8,255 | 23 | 3,186 | 9 | 5,069- | 14- |
| 1992 | 371,798 | | 0 | | 0 | | 0 |
| 1993 | 570,983 | 131,919 | 23 | 85,648 | 15 | 46,271- | 8- |
| 1994 | 194,646 | 7,460 | 4 | 34,292 | 18 | 26,832 | 14 |
| 1995 | 71,872 | 31,065 | 43 | 2,744 | 4 | 28,321- | 39- |
| 1996 | 697,100 | 94,291 | 14 | 10,272 | 1 | 84,019- | 12- |
| 1997 | 45,169 | 1,587 | 4 | 19,492 | 43 | 17,905 | 40 |
| 1998 | 97,800 | 2,862 | 3 | 17,591 | 18 | 14,729 | 15 |
| 1999 | 226,046 | 25,793 | 11 | 5,927 | 3 | 19,866- | 9- |
| 2000 | 145,512 | 109,678 | 75 | 26,999 | 19 | 82,679- | 57- |
| 2001 | 595,391 | 119,051 | 20 | 216,366 | 36 | 97,315 | 16 |
| 2002 | 280,842 | 14,570 | 5 | 39,841 | 14 | 25,271 | 9 |
| 2003 | 179,708 | 370 | 0 | | 0 | 370- | 0 |
| 2004 | 56,567 | 11,840 | 21 | 4,469 | 8 | 7,371- | 13- |
| 2005 | 171,543 | 14,037 | 8 | 8,888 | 5 | 5,149- | 3- |
| 2006 | 117,064 | 33,493 | 29 | 14,437 | 12 | 19,056- | 16- |
| 2007 | 196,002 | 91,070 | 46 | 23,451 | 12 | 67,619- | 34- |
| 2008 | 420,081 | 43,726 | 10 | 52,341 | 12 | 8,615 | 2 |
| TOTAL | 4,781,278 | 805,821 | 17 | 659,907 | 14 | 145,914- | 3- |

THREE-YEAR MOVING AVERAGES

| | | | | | | | |
|-------|---------|--------|----|--------|----|---------|-----|
| 85-87 | 68,272 | 12,279 | 18 | 28,017 | 41 | 15,738 | 23 |
| 86-88 | 75,137 | 13,796 | 18 | 27,611 | 37 | 13,815 | 18 |
| 87-89 | 30,469 | 10,707 | 35 | 17,649 | 58 | 6,942 | 23 |
| 88-90 | 34,210 | 9,305 | 27 | 3,304 | 10 | 6,001- | 18- |
| 89-91 | 36,580 | 10,272 | 28 | 3,480 | 10 | 6,792- | 19- |
| 90-92 | 144,735 | 10,272 | 7 | 3,480 | 2 | 6,792- | 5- |
| 91-93 | 326,163 | 46,725 | 14 | 29,611 | 9 | 17,114- | 5- |
| 92-94 | 379,142 | 46,460 | 12 | 39,980 | 11 | 6,480- | 2- |
| 93-95 | 279,167 | 56,815 | 20 | 40,895 | 15 | 15,920- | 6- |
| 94-96 | 321,206 | 44,272 | 14 | 15,769 | 5 | 28,503- | 9- |
| 95-97 | 271,380 | 42,314 | 16 | 10,836 | 4 | 31,478- | 12- |

KCP&L - GREATER MISSOURI OPERATIONS
MPS JURISDICTION

ACCOUNT 353 STATION EQUIPMENT

SUMMARY OF BOOK SALVAGE

| YEAR | REGULAR RETIREMENTS | COST OF REMOVAL AMOUNT | PCT | GROSS SALVAGE AMOUNT | PCT | NET SALVAGE AMOUNT | PCT |
|----------------------------|------------------------|------------------------------|-----|----------------------------|-----|--------------------------|-----|
| THREE-YEAR MOVING AVERAGES | | | | | | | |
| 96-98 | 280,023 | 32,913 | 12 | 15,785 | 6 | 17,128- | 6- |
| 97-99 | 123,005 | 10,081 | 8 | 14,337 | 12 | 4,256 | 3 |
| 98-00 | 156,453 | 46,111 | 29 | 16,839 | 11 | 29,272- | 19- |
| 99-01 | 322,316 | 84,841 | 26 | 83,097 | 26 | 1,744- | 1- |
| 00-02 | 340,582 | 81,100 | 24 | 94,402 | 28 | 13,302 | 4 |
| 01-03 | 351,980 | 44,664 | 13 | 85,402 | 24 | 40,738 | 12 |
| 02-04 | 172,372 | 8,927 | 5 | 14,770 | 9 | 5,843 | 3 |
| 03-05 | 135,939 | 8,749 | 6 | 4,452 | 3 | 4,297- | 3- |
| 04-06 | 115,058 | 19,790 | 17 | 9,265 | 8 | 10,525- | 9- |
| 05-07 | 161,536 | 46,200 | 29 | 15,592 | 10 | 30,608- | 19- |
| 06-08 | 244,382 | 56,096 | 23 | 30,076 | 12 | 26,020- | 11- |
| FIVE-YEAR AVERAGE | | | | | | | |
| 04-08 | 192,251 | 38,833 | 20 | 20,717 | 11 | 18,116- | 9- |

KCP&L - GREATER MISSOURI OPERATIONS
MPS JURISDICTION

ACCOUNT 355 POLES AND FIXTURES

SUMMARY OF BOOK SALVAGE

| YEAR | REGULAR RETIREMENTS | COST OF REMOVAL | | GROSS SALVAGE | | NET SALVAGE | |
|-------|------------------------|--------------------|-----|------------------|-----|----------------|------|
| | | AMOUNT | PCT | AMOUNT | PCT | AMOUNT | PCT |
| 1985 | 50,794 | 40,431 | 80 | 14,262 | 28 | 26,169 | 52- |
| 1986 | 323,545 | 170,668 | 53 | 42,276 | 13 | 128,392 | 40- |
| 1987 | 58,932 | 208,245 | 353 | 15,941 | 27 | 192,304 | 326- |
| 1988 | 51,553 | 51,710 | 100 | 836 | 2 | 50,874 | 99- |
| 1989 | 35,860 | 2,732 | 8 | 151 | 0 | 2,883 | 8- |
| 1990 | 175,803 | 77,758 | 44 | 16,319 | 9 | 61,439 | 35- |
| 1991 | 96,860 | 66,864 | 69 | 660 | 1 | 66,204 | 68- |
| 1992 | 128,897 | 74,722 | 58 | 339 | 0 | 74,383 | 58- |
| 1993 | 142,706 | 13,891 | 10 | | 0 | 13,891 | 10- |
| 1994 | 151,859 | 94,726 | 62 | 4,124 | 3 | 90,602 | 60- |
| 1995 | 86,097 | 55,728 | 65 | 74 | 0 | 55,654 | 65- |
| 1996 | 100,472 | 296,333 | 295 | 9,834 | 10 | 286,499 | 285- |
| 1997 | 117,990 | 37,626 | 32 | 15,085 | 13 | 22,541 | 19- |
| 1998 | 17,100 | 4,204 | 25 | 348 | 2 | 3,856 | 23- |
| 1999 | 78,777 | 92,711 | 118 | 786 | 1 | 91,925 | 117- |
| 2000 | 1,086,366 | 592,514 | 55 | 72,523 | 7 | 519,991 | 48- |
| 2001 | 118,839 | 72,477 | 61 | 24,332 | 20 | 48,145 | 41- |
| 2002 | 550,556 | 318,334 | 58 | 148,336 | 27 | 169,998 | 31- |
| 2003 | 67,771 | 23,395 | 35 | | 0 | 23,395 | 35- |
| 2004 | 56,896 | 5,249 | 9 | | 0 | 5,249 | 9- |
| 2005 | 273,829 | 510,714 | 187 | | 0 | 510,714 | 187- |
| 2006 | 65,577 | 39,283 | 60 | 227,592 | 347 | 188,309 | 287 |
| 2007 | 22,183 | 210,922 | 951 | | 0 | 210,922 | 951 |
| 2008 | 77,296 | 274,323 | 355 | 16,334 | 21 | 290,657 | 376- |
| TOTAL | 3,892,192 | 3,335,560 | 86 | 577,182 | 15 | 2,758,378 | 71- |

THREE-YEAR MOVING AVERAGES

| | | | | | | | |
|-------|---------|---------|-----|--------|----|---------|------|
| 85-87 | 144,424 | 139,781 | 97 | 24,160 | 17 | 115,621 | 80- |
| 86-88 | 144,677 | 143,541 | 99 | 19,684 | 14 | 123,857 | 86- |
| 87-89 | 48,782 | 87,562 | 179 | 5,542 | 11 | 82,020 | 168- |
| 88-90 | 87,739 | 44,067 | 50 | 5,668 | 6 | 38,399 | 44- |
| 89-91 | 102,841 | 49,118 | 48 | 5,609 | 5 | 43,509 | 42- |
| 90-92 | 133,853 | 73,115 | 55 | 5,773 | 4 | 67,342 | 50- |
| 91-93 | 122,821 | 51,826 | 42 | 333 | 0 | 51,493 | 42- |
| 92-94 | 141,154 | 61,113 | 43 | 1,488 | 1 | 59,625 | 42- |
| 93-95 | 126,887 | 54,782 | 43 | 1,399 | 1 | 53,383 | 42- |
| 94-96 | 112,809 | 148,929 | 132 | 4,677 | 4 | 144,252 | 128- |
| 95-97 | 101,520 | 129,896 | 128 | 8,331 | 8 | 121,565 | 120- |

KCP&L - GREATER MISSOURI OPERATIONS
MPS JURISDICTION

ACCOUNT 355 POLES AND FIXTURES

SUMMARY OF BOOK SALVAGE

| YEAR | REGULAR RETIREMENTS | COST OF REMOVAL AMOUNT PCT | GROSS SALVAGE AMOUNT PCT | NET SALVAGE AMOUNT PCT |
|----------------------------|------------------------|----------------------------------|--------------------------------|------------------------------|
| THREE-YEAR MOVING AVERAGES | | | | |
| 96-98 | 78,521 | 112,721 144 | 8,422 11 | 104,299-133- |
| 97-99 | 71,289 | 44,847 63 | 5,406 8 | 39,441- 55- |
| 98-00 | 394,081 | 229,810 58 | 24,552 6 | 205,258- 52- |
| 99-01 | 427,994 | 252,567 59 | 32,547 8 | 220,020- 51- |
| 00-02 | 585,254 | 327,775 56 | 81,730 14 | 246,045- 42- |
| 01-03 | 245,722 | 138,069 56 | 57,556 23 | 80,513- 33- |
| 02-04 | 225,074 | 115,659 51 | 49,445 22 | 66,214- 29- |
| 03-05 | 132,832 | 179,786 135 | 0 | 179,786-135- |
| 04-06 | 132,101 | 185,082 140 | 75,864 57 | 109,218- 83- |
| 05-07 | 105,741 | 253,640 240 | 75,864 72 | 177,776-168- |
| 06-08 | 40,230 | 174,843 435 | 70,419 175 | 104,424-260- |
| FIVE-YEAR AVERAGE | | | | |
| 04-08 | 90,283 | 208,098 230 | 42,252 47 | 165,846-184- |

KCP&L - GREATER MISSOURI OPERATIONS
MPS JURISDICTION

ACCOUNT 356 OVERHEAD CONDUCTORS AND DEVICES

SUMMARY OF BOOK SALVAGE

| YEAR | REGULAR RETIREMENTS | COST OF REMOVAL | | GROSS SALVAGE | | NET SALVAGE | |
|-------|------------------------|--------------------|-----|------------------|-----|----------------|------|
| | | AMOUNT | PCT | AMOUNT | PCT | AMOUNT | PCT |
| 1985 | 31,654 | 22,571 | 71 | 9,211 | 29 | 13,360 | 42- |
| 1986 | 257,019 | 108,499 | 42 | 35,276 | 14 | 73,223 | 28- |
| 1987 | 79,957 | 190,664 | 238 | 45,957 | 57 | 144,707 | 181- |
| 1988 | 34,213 | 22,376 | 65 | 5,993 | 18 | 16,383 | 48- |
| 1989 | 2,755 | 576 | 21 | 124 | 5 | 452 | 16- |
| 1990 | 65,904 | 40,296 | 61 | 32,621 | 49 | 7,675 | 12- |
| 1991 | 67,889 | 23,131 | 34 | 18,116 | 27 | 5,015 | 7- |
| 1992 | 61,252 | 27,037 | 44 | 8,980 | 15 | 18,057 | 29- |
| 1993 | 39,764 | 13,549 | 34 | | 0 | 13,549 | 34- |
| 1994 | 40,059 | 26,393 | 66 | 395 | 1 | 25,998 | 65- |
| 1995 | 32,348 | 18,615 | 58 | 5,676 | 18 | 12,939 | 40- |
| 1996 | 144,209 | 133,507 | 93 | 576 | 0 | 132,931 | 92- |
| 1997 | 27,222 | 61,021 | 224 | 6,905 | 25 | 54,116 | 199- |
| 1998 | 23,122 | 4,047 | 18 | 2,586 | 11 | 1,461 | 6- |
| 1999 | 15,214 | 12,422 | 82 | 366 | 2 | 12,056 | 79- |
| 2000 | 624,134 | 145,261 | 23 | 11,729 | 2 | 133,532 | 21- |
| 2001 | 10,566 | 17,345 | 164 | | 0 | 17,345 | 164- |
| 2002 | 393,972 | 335,042 | 85 | 171,498 | 44 | 163,544 | 42- |
| 2003 | 23,717 | 8,017 | 34 | | 0 | 8,017 | 34- |
| 2004 | 6,986 | 6,734 | 96 | | 0 | 6,734 | 96- |
| 2005 | 107,957 | 317,689 | 294 | | 0 | 317,689 | 294- |
| 2006 | 41,364 | 30,639 | 74 | 30,000 | 73 | 639 | 2- |
| 2007 | 42,335 | 41,284 | 98 | | 0 | 41,284 | 98- |
| 2008 | 33,241 | 150,380 | 452 | 18,166 | 55 | 132,214 | 398- |
| TOTAL | 2,206,853 | 1,757,095 | 80 | 404,175 | 18 | 1,352,920 | 61- |

THREE-YEAR MOVING AVERAGES

| | | | | | | | |
|-------|---------|---------|-----|--------|----|--------|------|
| 85-87 | 122,877 | 107,245 | 87 | 30,148 | 25 | 77,097 | 63- |
| 86-88 | 123,730 | 107,180 | 87 | 29,075 | 23 | 78,105 | 63- |
| 87-89 | 38,975 | 71,205 | 183 | 17,358 | 45 | 53,847 | 138- |
| 88-90 | 34,291 | 21,083 | 61 | 12,913 | 38 | 8,170 | 24- |
| 89-91 | 45,516 | 21,334 | 47 | 16,954 | 37 | 4,380 | 10- |
| 90-92 | 65,015 | 30,155 | 46 | 19,906 | 31 | 10,249 | 16- |
| 91-93 | 56,302 | 21,239 | 38 | 9,032 | 16 | 12,207 | 22- |
| 92-94 | 47,025 | 22,326 | 47 | 3,125 | 7 | 19,201 | 41- |
| 93-95 | 37,390 | 19,519 | 52 | 2,024 | 5 | 17,495 | 47- |
| 94-96 | 72,205 | 59,505 | 82 | 2,216 | 3 | 57,289 | 79- |
| 95-97 | 67,926 | 71,048 | 105 | 4,386 | 6 | 66,662 | 98- |

KCP&L - GREATER MISSOURI OPERATIONS
MPS JURISDICTION

ACCOUNT 356 OVERHEAD CONDUCTORS AND DEVICES

SUMMARY OF BOOK SALVAGE

| YEAR | REGULAR RETIREMENTS | COST OF REMOVAL | | GROSS SALVAGE | | NET SALVAGE | |
|----------------------------|------------------------|--------------------|-----|------------------|-----|----------------|-------|
| | | AMOUNT | PCT | AMOUNT | PCT | AMOUNT | PCT |
| THREE-YEAR MOVING AVERAGES | | | | | | | |
| 96-98 | 64,851 | 66,192 | 102 | 3,356 | 5 | 62,836 | 97- |
| 97-99 | 21,853 | 25,830 | 118 | 3,286 | 15 | 22,544 | -103- |
| 98-00 | 220,823 | 53,910 | 24 | 4,894 | 2 | 49,016 | -22- |
| 99-01 | 216,638 | 58,343 | 27 | 4,032 | 2 | 54,311 | -25- |
| 00-02 | 342,891 | 165,883 | 48 | 61,076 | 18 | 104,807 | -31- |
| 01-03 | 142,752 | 120,135 | 84 | 57,166 | 40 | 62,969 | -44- |
| 02-04 | 141,558 | 116,598 | 82 | 57,166 | 40 | 59,432 | -42- |
| 03-05 | 46,220 | 110,813 | 240 | | 0 | 110,813 | -240- |
| 04-06 | 52,102 | 118,354 | 227 | 10,000 | 19 | 108,354 | -208- |
| 05-07 | 63,885 | 129,871 | 203 | 10,000 | 16 | 119,871 | -188- |
| 06-08 | 38,980 | 74,101 | 190 | 16,055 | 41 | 58,046 | -149- |
| FIVE-YEAR AVERAGE | | | | | | | |
| 04-08 | 46,377 | 109,345 | 236 | 9,633 | 21 | 99,712 | -215- |

KCP&L - GREATER MISSOURI OPERATIONS
MPS JURISDICTION

ACCOUNT 361 STRUCTURES AND IMPROVEMENTS

SUMMARY OF BOOK SALVAGE

| YEAR | REGULAR RETIREMENTS | COST OF REMOVAL | | GROSS SALVAGE | | NET SALVAGE | |
|-------|------------------------|--------------------|------|------------------|-----|----------------|-----|
| | | AMOUNT | PCT | AMOUNT | PCT | AMOUNT | PCT |
| 1986 | | 105 | | | | 105- | |
| 1987 | | | | | | | |
| 1988 | | | | | | | |
| 1989 | | | | | | | |
| 1990 | | | | | | | |
| 1991 | | | | | | | |
| 1992 | | | | | | | |
| 1993 | 2,810 | 921 | 33 | | 0 | 921- | 33- |
| 1994 | | | | | | | |
| 1995 | 35,295 | | 0 | | 0 | | 0 |
| 1996 | 5,799 | 1,095- | 19- | | 0 | 1,095 | 19 |
| 1997 | 792 | 1,132 | 143 | 2,515 | 318 | 1,383 | 175 |
| 1998 | 73- | 470 | 644- | | 0 | 470- | 644 |
| 1999 | 4,867 | 1,100- | 23- | 300 | 6 | 1,400 | 29 |
| 2000 | 2,606 | 4,356 | 167 | 5,068 | 194 | 712 | 27 |
| 2001 | 3,698 | 86 | 2 | 182 | 5 | 96 | 3 |
| 2002 | 3,410 | | 0 | | 0 | | 0 |
| 2003 | 9,138 | 1,142 | 12 | | 0 | 1,142- | 12- |
| 2004 | 1,471 | 324 | 22 | 2,218 | 151 | 1,894 | 129 |
| 2005 | 7,090 | 582 | 8 | 3,667 | 52 | 3,085 | 44 |
| 2006 | 9,228 | 258 | 3 | 1,286 | 14 | 1,028 | 11 |
| 2007 | 8,710 | 1,012 | 12 | 4,502 | 52 | 3,490 | 40 |
| 2008 | 59,063 | 6,836 | 12 | 1,126 | 2 | 5,710- | 10- |
| TOTAL | 153,904 | 15,029 | 10 | 20,864 | 14 | 5,835 | 4 |

THREE-YEAR MOVING AVERAGES

| | | | | | | | |
|-------|--------|------|----|-----|----|------|-----|
| 86-88 | | 35 | | | | 35- | |
| 87-89 | | | | | | | |
| 88-90 | | | | | | | |
| 89-91 | | | | | | | |
| 90-92 | | | | | | | |
| 91-93 | 937 | 307 | 33 | | 0 | 307- | 33- |
| 92-94 | 937 | 307 | 33 | | 0 | 307- | 33- |
| 93-95 | 12,702 | 307 | 2 | | 0 | 307- | 2- |
| 94-96 | 13,698 | 365- | 3- | | 0 | 365 | 3 |
| 95-97 | 13,962 | 12 | 0 | 838 | 6 | 826 | 6 |
| 96-98 | 2,173 | 169 | 8 | 838 | 39 | 669 | 31 |
| 97-99 | 1,862 | 167 | 9 | 938 | 50 | 771 | 41 |

KCP&L - GREATER MISSOURI OPERATIONS
MPS JURISDICTION

ACCOUNT 361 STRUCTURES AND IMPROVEMENTS

SUMMARY OF BOOK SALVAGE

| YEAR | REGULAR RETIREMENTS | COST OF REMOVAL AMOUNT PCT | GROSS SALVAGE AMOUNT PCT | NET SALVAGE AMOUNT PCT |
|----------------------------|------------------------|----------------------------------|--------------------------------|------------------------------|
| THREE-YEAR MOVING AVERAGES | | | | |
| 98-00 | 2,467 | 1,242 50 | 1,789 73 | 547 22 |
| 99-01 | 3,724 | 1,114 30 | 1,850 50 | 736 20 |
| 00-02 | 3,238 | 1,481 46 | 1,750 54 | 269 8 |
| 01-03 | 5,415 | 409 8 | 61 1 | 348- 6- |
| 02-04 | 4,673 | 489 10 | 739 16 | 250 5 |
| 03-05 | 5,900 | 683 12 | 1,962 33 | 1,279 22 |
| 04-06 | 5,930 | 388 7 | 2,390 40 | 2,002 34 |
| 05-07 | 8,343 | 617 7 | 3,152 38 | 2,535 30 |
| 06-08 | 25,667 | 2,702 11 | 2,305 9 | 397- 2- |
| FIVE-YEAR AVERAGE | | | | |
| 04-08 | 17,112 | 1,802 11 | 2,560 15 | 758 4 |

KCP&L - GREATER MISSOURI OPERATIONS
MPS JURISDICTION

ACCOUNT 362 STATION EQUIPMENT

SUMMARY OF BOOK SALVAGE

| YEAR | REGULAR RETIREMENTS | COST OF REMOVAL | | GROSS SALVAGE | | NET SALVAGE | |
|-------|------------------------|--------------------|-----|------------------|-----|----------------|-----|
| | | AMOUNT | PCT | AMOUNT | PCT | AMOUNT | PCT |
| 1985 | 274,851 | 36,808 | 13 | 65,844 | 24 | 29,036 | 11 |
| 1986 | 916,049 | 21,450 | 2 | 18,961 | 2 | 2,489- | 0 |
| 1987 | 120,578 | 111,660 | 93 | 115,366 | 96 | 3,706 | 3 |
| 1988 | 550,533 | 22,253 | 4 | 18,266 | 3 | 3,987- | 1- |
| 1989 | 407,008 | 250 | 0 | | 0 | 250- | 0 |
| 1990 | 105,351 | 120,280 | 114 | 277,117 | 263 | 156,837 | 149 |
| 1991 | 149,391 | 2,367 | 2 | 6,077 | 4 | 3,710 | 2 |
| 1992 | 175,549 | | 0 | | 0 | | 0 |
| 1993 | 480,786 | 274,765 | 57 | 143,411 | 30 | 131,354- | 27- |
| 1994 | 107,021 | 28,195 | 26 | 47,182 | 44 | 18,987 | 18 |
| 1995 | 367,049 | 35,169 | 10 | 72,218 | 20 | 37,049 | 10 |
| 1996 | 318,878 | 903 | 0 | 71,599 | 22 | 70,696 | 22 |
| 1997 | 187,552 | 10,746 | 6 | 52,760 | 28 | 42,014 | 22 |
| 1998 | 171,068 | 43,311 | 25 | 81,119 | 47 | 37,808 | 22 |
| 1999 | 299,282 | 26,275 | 9 | 4,128 | 1 | 22,147- | 7- |
| 2000 | 575,953 | 99,059 | 17 | 107,940 | 19 | 8,881 | 2 |
| 2001 | 603,264 | 59,364 | 10 | 157,936 | 26 | 98,572 | 16 |
| 2002 | 574,124 | 104,940 | 18 | 21,143 | 4 | 83,797- | 15- |
| 2003 | 215,751 | 12,816 | 6 | | 0 | 12,816- | 6- |
| 2004 | 182,794 | 2,617 | 1 | 27,693 | 15 | 25,076 | 14 |
| 2005 | 45,640 | 9,093 | 20 | 32,622 | 71 | 23,529 | 52 |
| 2006 | 48,193 | 4,763 | 10 | 30,772 | 64 | 26,009 | 54 |
| 2007 | 72,661 | 19,828 | 27 | 60,404 | 83 | 40,576 | 56 |
| 2008 | 390,135 | 54,900 | 14 | 38,769 | 10 | 16,131- | 4- |
| TOTAL | 7,339,461 | 1,101,812 | 15 | 1,451,327 | 20 | 349,515 | 5 |

THREE-YEAR MOVING AVERAGES

| | | | | | | | |
|-------|---------|---------|----|--------|----|---------|-----|
| 85-87 | 437,159 | 56,639 | 13 | 66,724 | 15 | 10,085 | 2 |
| 86-88 | 529,053 | 51,788 | 10 | 50,864 | 10 | 924- | 0 |
| 87-89 | 359,373 | 44,721 | 12 | 44,544 | 12 | 177- | 0 |
| 88-90 | 354,297 | 47,594 | 13 | 98,461 | 28 | 50,867 | 14 |
| 89-91 | 220,583 | 40,966 | 19 | 94,398 | 43 | 53,432 | 24 |
| 90-92 | 143,430 | 40,882 | 29 | 94,398 | 66 | 53,516 | 37 |
| 91-93 | 268,575 | 92,377 | 34 | 49,829 | 19 | 42,548- | 16- |
| 92-94 | 254,452 | 100,987 | 40 | 63,531 | 25 | 37,456- | 15- |
| 93-95 | 318,285 | 112,710 | 35 | 87,604 | 28 | 25,106- | 8- |
| 94-96 | 264,316 | 21,422 | 8 | 63,666 | 24 | 42,244 | 16 |
| 95-97 | 291,160 | 15,606 | 5 | 65,526 | 23 | 49,920 | 17 |

KCP&L - GREATER MISSOURI OPERATIONS
MPS JURISDICTION

ACCOUNT 362 STATION EQUIPMENT

SUMMARY OF BOOK SALVAGE

| YEAR | REGULAR RETIREMENTS | COST OF REMOVAL AMOUNT | PCT | GROSS SALVAGE AMOUNT | PCT | NET SALVAGE AMOUNT | PCT |
|----------------------------|------------------------|------------------------------|-----|----------------------------|-----|--------------------------|-----|
| THREE-YEAR MOVING AVERAGES | | | | | | | |
| 96-98 | 225,833 | 18,320 | 8 | 68,493 | 30 | 50,173 | 22 |
| 97-99 | 219,301 | 26,777 | 12 | 46,002 | 21 | 19,225 | 9 |
| 98-00 | 348,768 | 56,215 | 16 | 64,396 | 18 | 8,181 | 2 |
| 99-01 | 492,833 | 61,566 | 12 | 90,001 | 18 | 28,435 | 6 |
| 00-02 | 584,447 | 87,788 | 15 | 95,673 | 16 | 7,885 | 1 |
| 01-03 | 464,380 | 59,040 | 13 | 59,693 | 13 | 653 | 0 |
| 02-04 | 324,223 | 40,124 | 12 | 16,279 | 5 | 23,845 | 7 |
| 03-05 | 148,062 | 8,175 | 6 | 20,105 | 14 | 11,930 | 8 |
| 04-06 | 92,209 | 5,491 | 6 | 30,362 | 33 | 24,871 | 27 |
| 05-07 | 55,498 | 11,228 | 20 | 41,266 | 74 | 30,038 | 54 |
| 06-08 | 170,330 | 26,497 | 16 | 43,315 | 25 | 16,818 | 10 |
| FIVE-YEAR AVERAGE | | | | | | | |
| 04-08 | 147,885 | 18,240 | 12 | 38,052 | 26 | 19,812 | 13 |

KCP&L - GREATER MISSOURI OPERATIONS
MPS JURISDICTION

ACCOUNT 364 POLES, TOWERS AND FIXTURES

SUMMARY OF BOOK SALVAGE

| YEAR | REGULAR RETIREMENTS | COST OF REMOVAL | | GROSS SALVAGE | | NET SALVAGE | |
|-------|------------------------|--------------------|-----|------------------|-----|----------------|------|
| | | AMOUNT | PCT | AMOUNT | PCT | AMOUNT | PCT |
| 1985 | 155,679 | 184,035 | 118 | 39,067 | 25 | 144,968- | 93- |
| 1986 | 270,133 | 178,137 | 66 | 27,451 | 10 | 150,686- | 56- |
| 1987 | 228,957 | 258,533 | 113 | 46,544 | 20 | 211,989- | 93- |
| 1988 | 332,747 | 273,621 | 82 | 23,385 | 7 | 250,236- | 75- |
| 1989 | 323,347 | 214,993 | 66 | 16,267 | 5 | 198,726- | 61- |
| 1990 | 446,939 | 490,749 | 110 | 36,564 | 8 | 454,185- | 102- |
| 1991 | 411,423 | 262,283 | 64 | 17,129 | 4 | 245,154- | 60- |
| 1992 | 455,414 | 263,155 | 58 | 17,880 | 4 | 245,275- | 54- |
| 1993 | 222,483 | 128,982 | 58 | 9,199 | 4 | 119,783- | 54- |
| 1994 | 160,126 | 141,312 | 88 | 12,445 | 8 | 128,867- | 80- |
| 1995 | 108,941 | 128,129 | 118 | 26,768 | 25 | 101,361- | 93- |
| 1996 | 174,943 | 115,348 | 66 | 34,355 | 20 | 80,993- | 46- |
| 1997 | 159,879 | 73,124 | 46 | 13,295 | 8 | 59,829- | 37- |
| 1998 | 19,125 | 65,586 | 343 | 7,192 | 38 | 58,394- | 305- |
| 1999 | 84,988 | 378,732 | 446 | 19,545- | 23- | 398,277- | 469- |
| 2000 | 347,108 | 460,619 | 133 | 312,261 | 90 | 148,358- | 43- |
| 2001 | 241,705 | 404,295 | 167 | 113,425 | 47 | 290,870- | 120- |
| 2002 | 284,200 | 153,356 | 54 | 11,040 | 4 | 142,316- | 50- |
| 2003 | 410,260 | 52,777 | 13 | 3,142 | 1 | 49,635- | 12- |
| 2004 | 279,241 | 150,055 | 54 | 40,704 | 15 | 109,351- | 39- |
| 2005 | 393,905 | 551,258 | 140 | 91,804 | 23 | 459,454- | 117- |
| 2006 | 570,177 | 435,521 | 76 | 70,399 | 12 | 365,122- | 64- |
| 2007 | 404,498 | 499,171 | 123 | 72,605 | 18 | 426,566- | 105- |
| 2008 | 394,981 | 350,142 | 89 | 46,850 | 12 | 303,292- | 77- |
| TOTAL | 6,881,199 | 6,213,913 | 90 | 1,070,226 | 16 | 5,143,687- | 75- |

THREE-YEAR MOVING AVERAGES

| | | | | | | | |
|-------|---------|---------|----|--------|----|----------|-----|
| 85-87 | 218,256 | 206,902 | 95 | 37,687 | 17 | 169,215- | 78- |
| 86-88 | 277,279 | 236,764 | 85 | 32,460 | 12 | 204,304- | 74- |
| 87-89 | 295,017 | 249,049 | 84 | 28,732 | 10 | 220,317- | 75- |
| 88-90 | 367,678 | 326,454 | 89 | 25,405 | 7 | 301,049- | 82- |
| 89-91 | 393,903 | 322,675 | 82 | 23,320 | 6 | 299,355- | 76- |
| 90-92 | 437,925 | 338,729 | 77 | 23,858 | 5 | 314,871- | 72- |
| 91-93 | 363,107 | 218,140 | 60 | 14,736 | 4 | 203,404- | 56- |
| 92-94 | 279,341 | 177,816 | 64 | 13,175 | 5 | 164,641- | 59- |
| 93-95 | 163,850 | 132,808 | 81 | 16,137 | 10 | 116,671- | 71- |
| 94-96 | 148,003 | 128,263 | 87 | 24,523 | 17 | 103,740- | 70- |
| 95-97 | 147,921 | 105,534 | 71 | 24,806 | 17 | 80,728- | 55- |

KCP&L - GREATER MISSOURI OPERATIONS
MPS JURISDICTION

ACCOUNT 364 POLES, TOWERS AND FIXTURES

SUMMARY OF BOOK SALVAGE

| YEAR | REGULAR RETIREMENTS | COST OF REMOVAL AMOUNT PCT | GROSS SALVAGE AMOUNT PCT | NET SALVAGE AMOUNT PCT |
|----------------------------|------------------------|----------------------------------|--------------------------------|------------------------------|
| THREE-YEAR MOVING AVERAGES | | | | |
| 96-98 | 117,982 | 84,686 72 | 18,281 15 | 66,405- 56- |
| 97-99 | 87,997 | 172,481 196 | 314 0 | 172,167-196- |
| 98-00 | 150,407 | 301,646 201 | 99,969 66 | 201,677-134- |
| 99-01 | 224,600 | 414,549 185 | 135,380 60 | 279,169-124- |
| 00-02 | 291,004 | 339,423 117 | 145,575 50 | 193,848- 67- |
| 01-03 | 312,055 | 203,476 65 | 42,536 14 | 160,940- 52- |
| 02-04 | 324,567 | 118,729 37 | 18,295 6 | 100,434- 31- |
| 03-05 | 361,135 | 251,363 70 | 45,217 13 | 206,146- 57- |
| 04-06 | 414,441 | 378,945 91 | 67,636 16 | 311,309- 75- |
| 05-07 | 456,193 | 495,317 109 | 78,269 17 | 417,048- 91- |
| 06-08 | 456,552 | 428,278 94 | 63,285 14 | 364,993- 80- |
| FIVE-YEAR AVERAGE | | | | |
| 04-08 | 408,560 | 397,229 97 | 64,472 16 | 332,757- 81- |

KCP&L - GREATER MISSOURI OPERATIONS
MPS JURISDICTION

ACCOUNT 365 OVERHEAD CONDUCTORS AND DEVICES

SUMMARY OF BOOK SALVAGE

| YEAR | REGULAR RETIREMENTS | COST OF REMOVAL | | GROSS SALVAGE | | NET SALVAGE | |
|-------|------------------------|--------------------|-----|------------------|-----|----------------|-----|
| | | AMOUNT | PCT | AMOUNT | PCT | AMOUNT | PCT |
| 1985 | 91,375 | 110,382 | 121 | 23,913 | 26 | 86,469- | 95- |
| 1986 | 226,951 | 85,768 | 38 | 34,755 | 15 | 51,013- | 22- |
| 1987 | 156,746 | 164,451 | 105 | 53,019 | 34 | 111,432- | 71- |
| 1988 | 170,186 | 119,237 | 70 | 69,436 | 41 | 49,801- | 29- |
| 1989 | 185,041 | 57,325 | 31 | 28,961 | 16 | 28,364- | 15- |
| 1990 | 284,601 | 289,941 | 102 | 108,279 | 38 | 181,662- | 64- |
| 1991 | 165,565 | 74,073 | 45 | 20,904 | 13 | 53,169- | 32- |
| 1992 | 188,679 | 95,625 | 51 | 25,329 | 13 | 70,296- | 37- |
| 1993 | 224,359 | 38,130 | 17 | 40,180 | 18 | 2,050 | 1 |
| 1994 | 83,690 | 75,736 | 90 | 25,949 | 31 | 49,787- | 59- |
| 1995 | 104,290 | 78,889 | 76 | 88,692 | 85 | 9,803 | 9 |
| 1996 | 282,174 | 125,113 | 44 | 66,024 | 23 | 59,089- | 21- |
| 1997 | 172,729 | 46,690 | 27 | 37,043 | 21 | 9,647- | 6- |
| 1998 | 26,877 | 22,199 | 83 | 30,697 | 114 | 8,498 | 32 |
| 1999 | 49,724 | | 0 | 7,408 | 15 | 7,408 | 15 |
| 2000 | 358,300 | 156,968 | 44 | 38,408 | 11 | 118,560- | 33- |
| 2001 | 266,645 | 126,237 | 47 | 43,527 | 16 | 82,710- | 31- |
| 2002 | 282,261 | 71,894 | 25 | 10,939 | 4 | 60,955- | 22- |
| 2003 | 248,351 | 9,532 | 4 | 342 | 0 | 9,190- | 4- |
| 2004 | 265,843 | 79,667 | 30 | 28,805 | 11 | 50,862- | 19- |
| 2005 | 451,461 | 336,279 | 74 | 51,962 | 12 | 284,317- | 63- |
| 2006 | 377,470 | 280,545 | 74 | 52,004 | 14 | 228,541- | 61- |
| 2007 | 781,248 | 286,301 | 37 | 44,816 | 6 | 241,485- | 31- |
| 2008 | 822,687 | 289,103 | 35 | 46,312 | 6 | 242,791- | 30- |
| TOTAL | 6,267,253 | 3,020,085 | 48 | 977,704 | 16 | 2,042,381- | 33- |

THREE-YEAR MOVING AVERAGES

| | | | | | | | |
|-------|---------|---------|----|--------|----|----------|-----|
| 85-87 | 158,357 | 120,200 | 76 | 37,229 | 24 | 82,971- | 52- |
| 86-88 | 184,628 | 123,152 | 67 | 52,403 | 28 | 70,749- | 38- |
| 87-89 | 170,658 | 113,671 | 67 | 50,472 | 30 | 63,199- | 37- |
| 88-90 | 213,276 | 155,501 | 73 | 68,892 | 32 | 86,609- | 41- |
| 89-91 | 211,736 | 140,446 | 66 | 52,715 | 25 | 87,731- | 41- |
| 90-92 | 212,948 | 153,213 | 72 | 51,504 | 24 | 101,709- | 48- |
| 91-93 | 192,868 | 69,276 | 36 | 28,804 | 15 | 40,472- | 21- |
| 92-94 | 165,576 | 69,830 | 42 | 30,486 | 18 | 39,344- | 24- |
| 93-95 | 137,446 | 64,252 | 47 | 51,607 | 38 | 12,645- | 9- |
| 94-96 | 156,718 | 93,246 | 59 | 60,222 | 38 | 33,024- | 21- |
| 95-97 | 186,398 | 83,564 | 45 | 63,920 | 34 | 19,644- | 11- |

KCP&L - GREATER MISSOURI OPERATIONS
MPS JURISDICTION

ACCOUNT 365 OVERHEAD CONDUCTORS AND DEVICES

SUMMARY OF BOOK SALVAGE

| YEAR | REGULAR RETIREMENTS | COST OF REMOVAL AMOUNT PCT | GROSS SALVAGE AMOUNT PCT | NET SALVAGE AMOUNT PCT |
|----------------------------|------------------------|----------------------------------|--------------------------------|------------------------------|
| THREE-YEAR MOVING AVERAGES | | | | |
| 96-98 | 160,593 | 64,667 40 | 44,588 28 | 20,079- 13- |
| 97-99 | 83,110 | 22,963 28 | 25,049 30 | 2,086 3 |
| 98-00 | 144,967 | 59,722 41 | 25,504 18 | 34,218- 24- |
| 99-01 | 224,890 | 94,402 42 | 29,781 13 | 64,621- 29- |
| 00-02 | 302,402 | 118,366 39 | 30,958 10 | 87,408- 29- |
| 01-03 | 265,752 | 69,221 26 | 18,269 7 | 50,952- 19- |
| 02-04 | 265,485 | 53,698 20 | 13,362 5 | 40,336- 15- |
| 03-05 | 321,885 | 141,826 44 | 27,036 8 | 114,790- 36- |
| 04-06 | 364,925 | 232,164 64 | 44,257 12 | 187,907- 51- |
| 05-07 | 536,726 | 301,042 56 | 49,594 9 | 251,448- 47- |
| 06-08 | 660,468 | 285,316 43 | 47,711 7 | 237,605- 36- |
| FIVE-YEAR AVERAGE | | | | |
| 04-08 | 539,742 | 254,379 47 | 44,780 8 | 209,599- 39- |

KCP&L - GREATER MISSOURI OPERATIONS
MPS JURISDICTION

ACCOUNT 366 UNDERGROUND CONDUIT

SUMMARY OF BOOK SALVAGE

| YEAR | REGULAR RETIREMENTS | COST OF REMOVAL | | GROSS SALVAGE | | NET SALVAGE | |
|-------|------------------------|--------------------|-----|------------------|-----|----------------|-----|
| | | AMOUNT | PCT | AMOUNT | PCT | AMOUNT | PCT |
| 1985 | 3,040 | 2,243 | 74 | 520 | 17 | 1,723- | 57- |
| 1986 | 10,764 | 8,421 | 78 | 5,053 | 47 | 3,368- | 31- |
| 1987 | 3,415 | 946 | 28 | 1,029 | 30 | 83 | 2 |
| 1988 | 9,909 | 3,138 | 32 | 2,794 | 28 | 344- | 3- |
| 1989 | 11,857 | 873 | 7 | 2,768 | 23 | 1,895 | 16 |
| 1990 | 25,474 | 4,836 | 19 | 5,116 | 20 | 280 | 1 |
| 1991 | 8,372 | 1,499 | 18 | 1,055 | 13 | 444- | 5- |
| 1992 | 26,340 | 6,904 | 26 | 1,139 | 4 | 5,765- | 22- |
| 1993 | 28,982 | 7,377 | 25 | 1,358 | 5 | 6,019- | 21- |
| 1994 | 17,036 | 3,905 | 23 | 3,902 | 23 | 3- | 0 |
| 1995 | 51,838 | 4,117 | 8 | 3,327 | 6 | 790- | 2- |
| 1996 | 23,812 | 2,209 | 9 | 6,173 | 26 | 3,964 | 17 |
| 1997 | 24,575 | 6,093 | 25 | 89 | 0 | 6,004- | 24- |
| 1998 | 21,168 | 941 | 4 | 5,405 | 26 | 4,464 | 21 |
| 1999 | 27,077 | 3,545 | 13 | 2,358 | 9 | 1,187- | 4- |
| 2000 | 33,246 | 9,201 | 28 | 1,079 | 3 | 8,122- | 24- |
| 2001 | 32,692 | 35,935 | 110 | 16,243 | 50 | 19,692- | 60- |
| 2002 | 63,573 | 12,164 | 19 | 277 | 0 | 11,887- | 19- |
| 2003 | 50,743 | 219 | 0 | 1- | 0 | 220- | 0 |
| 2004 | 72,476 | 10,335 | 14 | 1,897 | 3 | 8,438 | 12- |
| 2005 | 96,988 | 22,393 | 23 | 1,173 | 1 | 21,220- | 22- |
| 2006 | 70,645 | 32,201 | 46 | 5,565 | 8 | 26,636- | 38- |
| 2007 | 168,436 | 32,207 | 19 | 9,895 | 6 | 22,312- | 13- |
| 2008 | 69,173 | 28,773 | 42 | 6,027 | 9 | 22,746- | 33- |
| TOTAL | 951,631 | 240,475 | 25 | 84,241 | 9 | 156,234- | 16- |

THREE-YEAR MOVING AVERAGES

| | | | | | | | |
|-------|--------|-------|----|-------|----|--------|-----|
| 85-87 | 5,740 | 3,870 | 67 | 2,201 | 38 | 1,669- | 29- |
| 86-88 | 8,029 | 4,168 | 52 | 2,959 | 37 | 1,209- | 15- |
| 87-89 | 8,394 | 1,652 | 20 | 2,197 | 26 | 545 | 6 |
| 88-90 | 15,747 | 2,949 | 19 | 3,559 | 23 | 610 | 4 |
| 89-91 | 15,234 | 2,403 | 16 | 2,980 | 20 | 577 | 4 |
| 90-92 | 20,062 | 4,413 | 22 | 2,437 | 12 | 1,976- | 10- |
| 91-93 | 21,231 | 5,260 | 25 | 1,184 | 6 | 4,076- | 19- |
| 92-94 | 24,119 | 6,062 | 25 | 2,133 | 9 | 3,929- | 16- |
| 93-95 | 32,619 | 5,133 | 16 | 2,862 | 9 | 2,271- | 7- |
| 94-96 | 30,895 | 3,410 | 11 | 4,467 | 14 | 1,057 | 3 |
| 95-97 | 33,408 | 4,140 | 12 | 3,196 | 10 | 944- | 3- |

KCP&L - GREATER MISSOURI OPERATIONS
MPS JURISDICTION

ACCOUNT 366 UNDERGROUND CONDUIT

SUMMARY OF BOOK SALVAGE

| YEAR | REGULAR RETIREMENTS | COST OF REMOVAL AMOUNT | PCT | GROSS SALVAGE AMOUNT | PCT | NET SALVAGE AMOUNT | PCT |
|----------------------------|------------------------|------------------------------|-----|----------------------------|-----|--------------------------|-----|
| THREE-YEAR MOVING AVERAGES | | | | | | | |
| 96-98 | 23,185 | 3,081 | 13 | 3,889 | 17 | 808 | 3 |
| 97-99 | 24,273 | 3,526 | 15 | 2,617 | 11 | 909- | 4- |
| 98-00 | 27,164 | 4,562 | 17 | 2,947 | 11 | 1,615- | 6- |
| 99-01 | 31,005 | 16,227 | 52 | 6,560 | 21 | 9,667- | 31- |
| 00-02 | 43,170 | 19,100 | 44 | 5,866 | 14 | 13,234- | 31- |
| 01-03 | 49,003 | 16,106 | 33 | 5,506 | 11 | 10,600- | 22- |
| 02-04 | 62,264 | 7,573 | 12 | 724 | 1 | 6,849- | 11- |
| 03-05 | 73,402 | 10,982 | 15 | 1,023 | 1 | 9,959- | 14- |
| 04-06 | 80,036 | 21,643 | 27 | 2,878 | 4 | 18,765- | 23- |
| 05-07 | 112,023 | 28,934 | 26 | 5,544 | 5 | 23,390- | 21- |
| 06-08 | 102,751 | 31,060 | 30 | 7,162 | 7 | 23,898- | 23- |
| FIVE-YEAR AVERAGE | | | | | | | |
| 04-08 | 95,544 | 25,182 | 26 | 4,911 | 5 | 20,271- | 21- |

KCP&L - GREATER MISSOURI OPERATIONS
MPS JURISDICTION

ACCOUNT 367 UNDERGROUND CONDUCTORS AND DEVICES

SUMMARY OF BOOK SALVAGE

| YEAR | REGULAR RETIREMENTS | COST OF REMOVAL | | GROSS SALVAGE | | NET SALVAGE | |
|-------|------------------------|--------------------|-----|------------------|-----|----------------|-----|
| | | AMOUNT | PCT | AMOUNT | PCT | AMOUNT | PCT |
| 1985 | 19,250 | 12,126 | 63 | 3,232 | 17 | 8,894 | 46- |
| 1986 | 102,915 | 24,221 | 24 | 9,993 | 10 | 14,228 | 14- |
| 1987 | 26,602 | 9,928 | 37 | 868 | 3 | 9,060 | 34- |
| 1988 | 65,962 | 9,365 | 14 | 482 | 1 | 8,883 | 13- |
| 1989 | 54,564 | 7,733 | 14 | 1,634 | 3 | 6,099 | 11- |
| 1990 | 78,984 | 26,869 | 34 | 3,213 | 4 | 23,656 | 30- |
| 1991 | 73,490 | 10,964 | 15 | 278 | 0 | 10,686 | 15- |
| 1992 | 99,685 | 21,550 | 22 | 663 | 1 | 20,887 | 21- |
| 1993 | 38,238 | 21,094 | 55 | 206 | 1 | 20,888 | 55- |
| 1994 | 53,027 | 13,524 | 26 | 813 | 2 | 12,711 | 24- |
| 1995 | 70,900 | 20,514 | 29 | 9,405 | 13 | 11,109 | 16- |
| 1996 | 60,828 | 7,581 | 12 | 1,261 | 2 | 6,320 | 10- |
| 1997 | 185,895 | 10,517 | 6 | 266 | 0 | 10,251 | 6- |
| 1998 | 5,311 | 4,695 | 88 | 90 | 2 | 4,605 | 87- |
| 1999 | 59,863 | 13,356 | 22 | 1,378 | 2 | 11,978 | 20- |
| 2000 | 80,035 | 33,668 | 42 | 3,272 | 4 | 30,396 | 38- |
| 2001 | 111,615 | 62,621 | 56 | 11,073 | 10 | 51,548 | 46- |
| 2002 | 479,799 | 78,698 | 16 | 200 | 0 | 78,498 | 16- |
| 2003 | 210,290 | 1,977 | 1 | 8 | 0 | 1,985 | 1- |
| 2004 | 200,412 | 29,001 | 14 | 3,793 | 2 | 25,208 | 13- |
| 2005 | 408,453 | 14,409 | 4 | 15,372 | 4 | 963 | 0 |
| 2006 | 187,095 | 61,449 | 33 | 15,639 | 8 | 45,810 | 24- |
| 2007 | 392,354 | 81,196 | 21 | 2,431 | 1 | 78,765 | 20- |
| 2008 | 349,200 | 38,990 | 11 | 4,504 | 1 | 34,486 | 10- |
| TOTAL | 3,414,767 | 616,046 | 18 | 90,058 | 3 | 525,988 | 15- |

THREE-YEAR MOVING AVERAGES

| | | | | | | | |
|-------|---------|--------|----|-------|---|--------|-----|
| 85-87 | 49,589 | 15,425 | 31 | 4,698 | 9 | 10,727 | 22- |
| 86-88 | 65,160 | 14,505 | 22 | 3,781 | 6 | 10,724 | 16- |
| 87-89 | 49,043 | 9,009 | 18 | 995 | 2 | 8,014 | 16- |
| 88-90 | 66,503 | 14,656 | 22 | 1,776 | 3 | 12,880 | 19- |
| 89-91 | 69,013 | 15,189 | 22 | 1,708 | 2 | 13,481 | 20- |
| 90-92 | 84,053 | 19,794 | 24 | 1,385 | 2 | 18,409 | 22- |
| 91-93 | 70,471 | 17,869 | 25 | 382 | 1 | 17,487 | 25- |
| 92-94 | 63,650 | 18,723 | 29 | 561 | 1 | 18,162 | 29- |
| 93-95 | 54,055 | 18,377 | 34 | 3,475 | 6 | 14,902 | 28- |
| 94-96 | 61,585 | 13,873 | 23 | 3,826 | 6 | 10,047 | 16- |
| 95-97 | 105,874 | 12,871 | 12 | 3,644 | 3 | 9,227 | 9- |

KCP&L - GREATER MISSOURI OPERATIONS
MPS JURISDICTION

ACCOUNT 367 UNDERGROUND CONDUCTORS AND DEVICES

SUMMARY OF BOOK SALVAGE

| YEAR | REGULAR RETIREMENTS | COST OF REMOVAL AMOUNT PCT | GROSS SALVAGE AMOUNT PCT | NET SALVAGE AMOUNT PCT |
|----------------------------|------------------------|----------------------------------|--------------------------------|------------------------------|
| THREE-YEAR MOVING AVERAGES | | | | |
| 96-98 | 84,011 | 7,598 9 | 539 1 | 7,059- 8- |
| 97-99 | 83,690 | 9,523 11 | 578 1 | 8,945- 11- |
| 98-00 | 48,403 | 17,240 36 | 1,580 3 | 15,660- 32- |
| 99-01 | 83,838 | 36,548 44 | 5,241 6 | 31,307- 37- |
| 00-02 | 223,816 | 58,329 26 | 4,848 2 | 53,481- 24- |
| 01-03 | 267,235 | 47,765 18 | 3,755 1 | 44,010- 16- |
| 02-04 | 296,834 | 36,559 12 | 1,328 0 | 35,231- 12- |
| 03-05 | 273,052 | 15,129 6 | 6,386 2 | 8,743- 3- |
| 04-06 | 265,320 | 34,953 13 | 11,601 4 | 23,352- 9- |
| 05-07 | 329,301 | 52,351 16 | 11,147 3 | 41,204- 13- |
| 06-08 | 309,550 | 60,545 20 | 7,525 2 | 53,020- 17- |
| FIVE-YEAR AVERAGE | | | | |
| 04-08 | 307,503 | 45,009 15 | 8,348 3 | 36,661- 12- |

KCP&L - GREATER MISSOURI OPERATIONS
MPS JURISDICTION

ACCOUNT 368 LINE TRANSFORMERS

SUMMARY OF BOOK SALVAGE

| YEAR | REGULAR RETIREMENTS | COST OF REMOVAL | | GROSS SALVAGE | | NET SALVAGE | |
|-------|------------------------|--------------------|-----|------------------|-----|----------------|-----|
| | | AMOUNT | PCT | AMOUNT | PCT | AMOUNT | PCT |
| 1985 | 240,716 | 111,216 | 46 | 41,774 | 17 | 69,442- | 29- |
| 1986 | 639,622 | 134,011 | 21 | 99,058 | 15 | 34,953- | 5- |
| 1987 | 558,914 | 186,077 | 33 | 101,435 | 18 | 84,642- | 15- |
| 1988 | 1,155,569 | 275,370 | 24 | 246,991 | 21 | 28,379- | 2- |
| 1989 | 502,817 | 124,792 | 25 | 57,602 | 11 | 67,190- | 13- |
| 1990 | 1,023,043 | 442,309 | 43 | 361,272 | 35 | 81,037- | 8- |
| 1991 | 348,671 | 143,315 | 41 | 23,205 | 7 | 120,110- | 34- |
| 1992 | 1,043,275 | 310,170 | 30 | 110,943 | 11 | 199,227- | 19- |
| 1993 | 762,622 | 228,748 | 30 | 92,471 | 12 | 136,277- | 18- |
| 1994 | 563,069 | 184,163 | 33 | 53,028 | 9 | 131,135- | 23- |
| 1995 | 389,323 | 212,524 | 55 | 24,537 | 6 | 187,987- | 48- |
| 1996 | 863,545 | 139,003 | 16 | 112,017 | 13 | 26,986- | 3- |
| 1997 | 363,872 | 105,289 | 29 | 28,539 | 8 | 76,750- | 21- |
| 1998 | 305,868 | 46,085 | 15 | 7,724 | 3 | 38,361- | 13- |
| 1999 | 135,131 | | 0 | 84,050 | 62 | 84,050 | 62 |
| 2000 | 1,340,192 | 266,586 | 20 | 46,392 | 3 | 220,194- | 16- |
| 2001 | 693,202 | 241,304 | 35 | 114,204 | 16 | 127,100- | 18- |
| 2002 | 803,307 | 56,265 | 7 | 5,038 | 1 | 51,227- | 6- |
| 2003 | 736,401 | 10,230 | 1 | 1,170 | 0 | 9,060- | 1- |
| 2004 | 1,048,394 | 111,456 | 11 | 31,634 | 3 | 79,822- | 8- |
| 2005 | 1,335,114 | 304,991 | 23 | 122,320 | 9 | 182,671- | 14- |
| 2006 | 874,997 | 264,179 | 30 | 96,080 | 11 | 168,099- | 19- |
| 2007 | 1,115,974 | 337,714 | 30 | 139,451 | 12 | 198,263- | 18- |
| 2008 | 878,975 | 204,562 | 23 | 45,541 | 5 | 159,021- | 18- |
| TOTAL | 17,722,613 | 4,440,359 | 25 | 2,046,476 | 12 | 2,393,883- | 14- |

THREE-YEAR MOVING AVERAGES

| | | | | | | | |
|-------|---------|---------|----|---------|----|----------|-----|
| 85-87 | 479,751 | 143,768 | 30 | 80,756 | 17 | 63,012- | 13- |
| 86-88 | 784,702 | 198,486 | 25 | 149,161 | 19 | 49,325- | 6- |
| 87-89 | 739,100 | 195,413 | 26 | 135,343 | 18 | 60,070- | 8- |
| 88-90 | 893,810 | 280,824 | 31 | 221,955 | 25 | 58,869- | 7- |
| 89-91 | 624,844 | 236,805 | 38 | 147,360 | 24 | 89,445- | 14- |
| 90-92 | 804,996 | 298,598 | 37 | 165,140 | 21 | 133,458- | 17- |
| 91-93 | 718,189 | 227,411 | 32 | 75,540 | 11 | 151,871- | 21- |
| 92-94 | 789,655 | 241,027 | 31 | 85,481 | 11 | 155,546- | 20- |
| 93-95 | 571,671 | 208,478 | 36 | 56,679 | 10 | 151,799- | 27- |
| 94-96 | 605,312 | 178,563 | 29 | 63,194 | 10 | 115,369- | 19- |
| 95-97 | 538,913 | 152,272 | 28 | 55,031 | 10 | 97,241- | 18- |

KCP&L - GREATER MISSOURI OPERATIONS
MPS JURISDICTION

ACCOUNT 368 LINE TRANSFORMERS

SUMMARY OF BOOK SALVAGE

| YEAR | REGULAR RETIREMENTS | COST OF REMOVAL AMOUNT | PCT | GROSS SALVAGE AMOUNT | PCT | NET SALVAGE AMOUNT | PCT |
|----------------------------|------------------------|------------------------------|-----|----------------------------|-----|--------------------------|-----|
| THREE-YEAR MOVING AVERAGES | | | | | | | |
| 96-98 | 511,095 | 96,792 | 19 | 49,427 | 10 | 47,365- | 9- |
| 97-99 | 268,290 | 50,458 | 19 | 40,104 | 15 | 10,354- | 4- |
| 98-00 | 593,730 | 104,224 | 18 | 46,055 | 8 | 58,169- | 10- |
| 99-01 | 722,842 | 169,297 | 23 | 81,549 | 11 | 87,748- | 12- |
| 00-02 | 945,567 | 188,052 | 20 | 55,211 | 6 | 132,841- | 14- |
| 01-03 | 744,303 | 102,600 | 14 | 40,137 | 5 | 62,463- | 8- |
| 02-04 | 862,701 | 59,317 | 7 | 12,614 | 1 | 46,703- | 5- |
| 03-05 | 1,039,970 | 142,226 | 14 | 51,708 | 5 | 90,518- | 9- |
| 04-06 | 1,086,168 | 226,875 | 21 | 83,345 | 8 | 143,530- | 13- |
| 05-07 | 1,108,695 | 302,295 | 27 | 119,284 | 11 | 183,011- | 17- |
| 06-08 | 956,649 | 268,818 | 28 | 93,691 | 10 | 175,127- | 18- |
| FIVE-YEAR AVERAGE | | | | | | | |
| 04-08 | 1,050,691 | 244,580. | 23 | 87,005 | 8 | 157,575- | 15- |