

KCP&L - GREATER MISSOURI OPERATIONS  
L&P JURISDICTION

ACCOUNT 314 TURBOGENERATOR UNITS

ORIGINAL LIFE TABLE

PLACEMENT BAND 1950-2008                      EXPERIENCE BAND 1979-2008

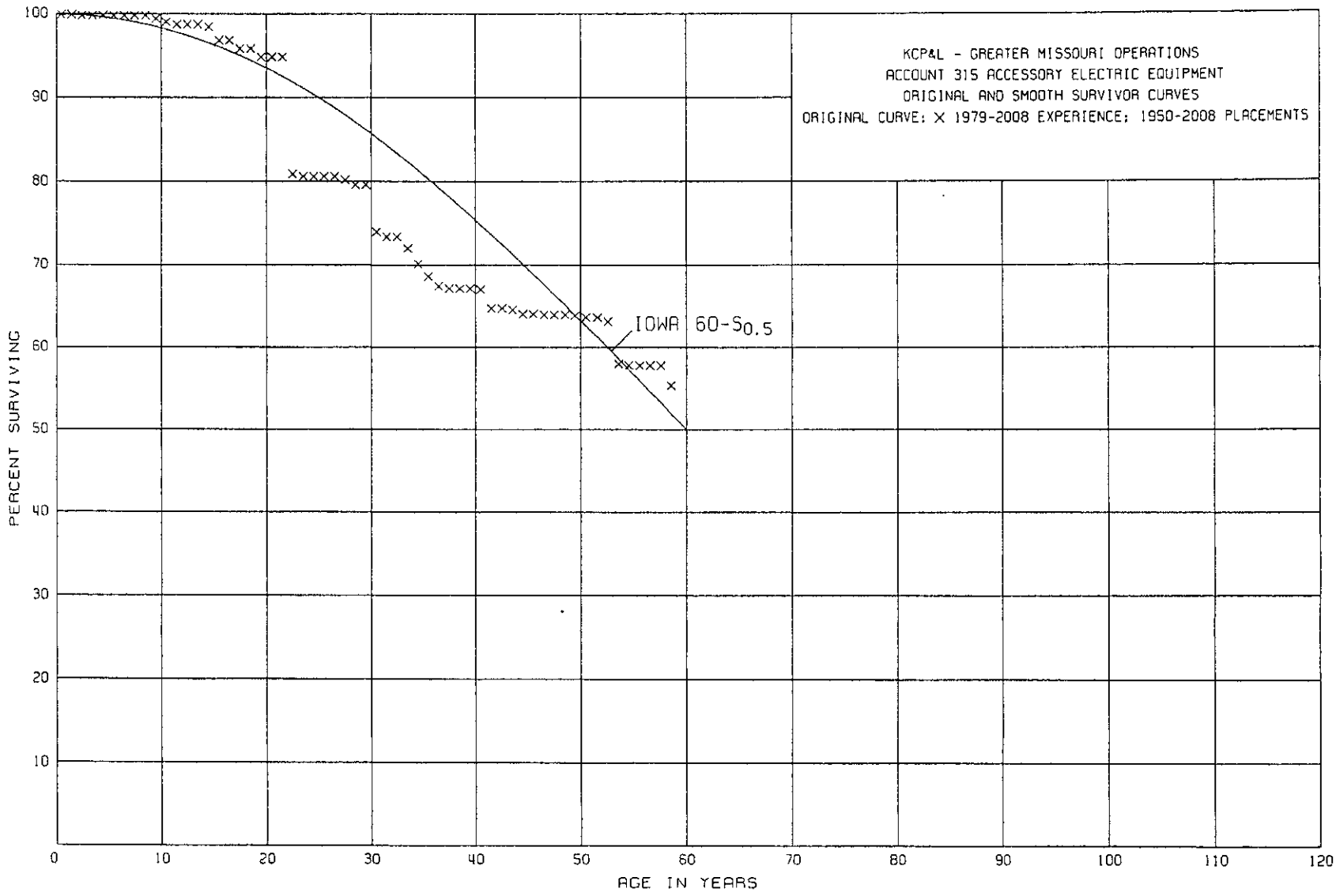
AGE AT BEGIN OF INTERVAL	EXPOSURES AT BEGINNING OF AGE INTERVAL	RETIREMENTS DURING AGE INTERVAL	RETMT RATIO	SURV RATIO	PCT SURV BEGIN OF INTERVAL
0.0	22,046,205		0.0000	1.0000	100.00
0.5	22,188,668	10,778	0.0005	0.9995	100.00
1.5	21,990,275		0.0000	1.0000	99.95
2.5	20,986,526	38,039	0.0018	0.9982	99.95
3.5	20,601,575		0.0000	1.0000	99.77
4.5	18,615,433	2,262	0.0001	0.9999	99.77
5.5	18,098,544	12,907	0.0007	0.9993	99.76
6.5	16,417,955	3,980	0.0002	0.9998	99.69
7.5	15,177,227	164,034	0.0108	0.9892	99.67
8.5	13,918,713	109,896	0.0079	0.9921	98.59
9.5	13,748,238	1,000	0.0001	0.9999	97.81
10.5	13,739,763	14,756	0.0011	0.9989	97.80
11.5	13,688,878	345,510	0.0252	0.9748	97.69
12.5	16,613,190	305,683	0.0184	0.9816	95.23
13.5	15,811,123	18,507	0.0012	0.9988	93.48
14.5	15,714,918	22,488	0.0014	0.9986	93.37
15.5	15,679,180	1,091	0.0001	0.9999	93.24
16.5	15,761,196	28,212	0.0018	0.9982	93.23
17.5	15,676,111	23,712	0.0015	0.9985	93.06
18.5	15,352,444	24,349	0.0016	0.9984	92.92
19.5	15,322,260	4,544	0.0003	0.9997	92.77
20.5	16,586,728		0.0000	1.0000	92.74
21.5	16,596,118	68,258	0.0041	0.9959	92.74
22.5	16,080,088	25,411	0.0016	0.9984	92.36
23.5	15,919,111	26,842	0.0017	0.9983	92.21
24.5	15,885,117	81,337	0.0051	0.9949	92.05
25.5	15,780,643	5,616	0.0004	0.9996	91.58
26.5	15,758,634	20,282	0.0013	0.9987	91.54
27.5	15,695,218	55,796	0.0036	0.9964	91.42
28.5	6,789,438	18,674	0.0028	0.9972	91.09
29.5	6,764,460	117,946	0.0174	0.9826	90.83
30.5	6,393,741	6,087	0.0010	0.9990	89.25
31.5	6,383,784	1,273	0.0002	0.9998	89.16
32.5	6,382,511	3,554	0.0006	0.9994	89.14
33.5	6,378,957	8,593	0.0013	0.9987	89.09
34.5	6,370,364	217,917	0.0342	0.9658	88.97
35.5	6,152,022	22,266	0.0036	0.9964	85.93
36.5	6,129,756	12,685	0.0021	0.9979	85.62
37.5	6,112,759	625	0.0001	0.9999	85.44
38.5	6,112,134		0.0000	1.0000	85.43

KCP&L - GREATER MISSOURI OPERATIONS  
L&P JURISDICTION

ACCOUNT 314 TURBOGENERATOR UNITS

ORIGINAL LIFE TABLE, CONT.

PLACEMENT BAND 1950-2008			EXPERIENCE BAND 1979-2008			
AGE AT BEGIN OF INTERVAL	EXPOSURES AT BEGINNING OF AGE INTERVAL	RETIREMENTS DURING AGE INTERVAL	RETMT RATIO	SURV RATIO	PCT SURV BEGIN OF INTERVAL	
39.5	6,113,123	12,622	0.0021	0.9979	85.43	
40.5	6,100,501	87,557	0.0144	0.9856	85.25	
41.5	6,013,338	12,079	0.0020	0.9980	84.02	
42.5	2,891,262	1,483	0.0005	0.9995	83.85	
43.5	2,887,606	205,936	0.0713	0.9287	83.81	
44.5	2,681,670		0.0000	1.0000	77.83	
45.5	2,678,742	259	0.0001	0.9999	77.83	
46.5	2,164,356	51,451	0.0238	0.9762	77.82	
47.5	2,093,852	123	0.0001	0.9999	75.97	
48.5	2,069,366		0.0000	1.0000	75.96	
49.5	2,066,386	168	0.0001	0.9999	75.96	
50.5	1,002,918		0.0000	1.0000	75.95	
51.5	1,009,779		0.0000	1.0000	75.95	
52.5	1,005,719	5,135	0.0051	0.9949	75.95	
53.5	1,000,584	61,574	0.0615	0.9385	75.56	
54.5	939,010		0.0000	1.0000	70.91	
55.5	939,010		0.0000	1.0000	70.91	
56.5	939,010		0.0000	1.0000	70.91	
57.5	939,010		0.0000	1.0000	70.91	
58.5					70.91	



III-32

Schedule JSS2010-2

KCP&L - GREATER MISSOURI OPERATIONS  
L&P JURISDICTION

ACCOUNT 315 ACCESSORY ELECTRIC EQUIPMENT

ORIGINAL LIFE TABLE

PLACEMENT BAND 1950-2008 EXPERIENCE BAND 1979-2008

AGE AT BEGIN OF INTERVAL	EXPOSURES AT BEGINNING OF AGE INTERVAL	RETIREMENTS DURING AGE INTERVAL	RETMT RATIO	SURV RATIO	PCT SURV BEGIN OF INTERVAL
0.0	10,974,052		0.0000	1.0000	100.00
0.5	10,402,323		0.0000	1.0000	100.00
1.5	10,592,301	16,455	0.0016	0.9984	100.00
2.5	9,535,740		0.0000	1.0000	99.84
3.5	9,420,387	958	0.0001	0.9999	99.84
4.5	9,401,778		0.0000	1.0000	99.83
5.5	9,220,242		0.0000	1.0000	99.83
6.5	7,141,443		0.0000	1.0000	99.83
7.5	7,123,565		0.0000	1.0000	99.83
8.5	6,201,593	26,162	0.0042	0.9958	99.83
9.5	6,222,982	25,587	0.0041	0.9959	99.41
10.5	6,023,926	15,853	0.0026	0.9974	99.00
11.5	6,204,476	1,700	0.0003	0.9997	98.74
12.5	6,907,400	85	0.0000	1.0000	98.71
13.5	6,872,362	19,506	0.0028	0.9972	98.71
14.5	6,678,450	109,168	0.0163	0.9837	98.43
15.5	6,454,374		0.0000	1.0000	96.83
16.5	6,377,875	68,448	0.0107	0.9893	96.83
17.5	6,105,145		0.0000	1.0000	95.79
18.5	5,911,810	58,445	0.0099	0.9901	95.79
19.5	5,754,031		0.0000	1.0000	94.84
20.5	6,049,937	2,792	0.0005	0.9995	94.84
21.5	6,047,967	886,773	0.1466	0.8534	94.79
22.5	5,111,561	17,229	0.0034	0.9966	80.89
23.5	4,886,583		0.0000	1.0000	80.61
24.5	4,866,270	1,711	0.0004	0.9996	80.61
25.5	5,050,281	325	0.0001	0.9999	80.58
26.5	5,047,844	24,910	0.0049	0.9951	80.57
27.5	5,040,738	39,677	0.0079	0.9921	80.18
28.5	1,517,542		0.0000	1.0000	79.55
29.5	1,517,542	105,551	0.0696	0.9304	79.55
30.5	1,405,966	11,409	0.0081	0.9919	74.01
31.5	1,394,557	81	0.0001	0.9999	73.41
32.5	1,201,033	22,406	0.0187	0.9813	73.40
33.5	1,176,877	31,864	0.0271	0.9729	72.03
34.5	1,284,697	26,938	0.0210	0.9790	70.08
35.5	1,257,760	21,780	0.0173	0.9827	68.61
36.5	1,234,833	5,620	0.0046	0.9954	67.42
37.5	1,224,495	225	0.0002	0.9998	67.11
38.5	1,224,188	683	0.0006	0.9994	67.10

KCP&L - GREATER MISSOURI OPERATIONS  
L&P JURISDICTION

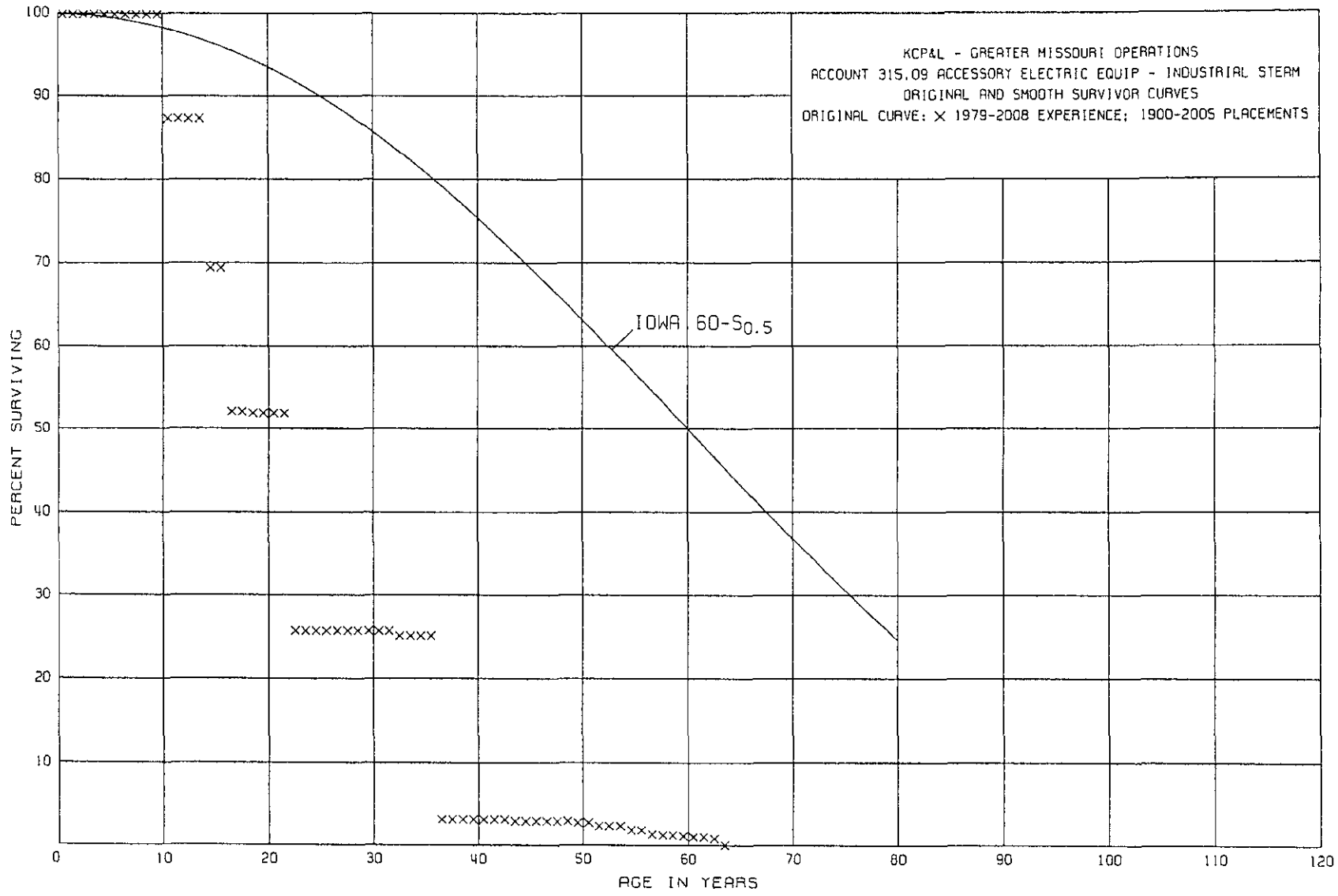
ACCOUNT 315 ACCESSORY ELECTRIC EQUIPMENT

ORIGINAL LIFE TABLE, CONT.

PLACEMENT BAND 1950-2008			EXPERIENCE BAND 1979-2008		
AGE AT BEGIN OF INTERVAL	EXPOSURES AT BEGINNING OF AGE INTERVAL	RETIREMENTS DURING AGE INTERVAL	RETMT RATIO	SURV RATIO	PCT SURV BEGIN OF INTERVAL
39.5	1,223,057	530	0.0004	0.9996	67.06
40.5	1,222,527	42,260	0.0346	0.9654	67.03
41.5	1,012,176		0.0000	1.0000	64.71
42.5	654,226	1,780	0.0027	0.9973	64.71
43.5	653,714	5,660	0.0087	0.9913	64.54
44.5	638,445	192	0.0003	0.9997	63.98
45.5	625,506	158	0.0003	0.9997	63.96
46.5	576,159	191	0.0003	0.9997	63.94
47.5	574,369	260	0.0005	0.9995	63.92
48.5	574,109	1,144	0.0020	0.9980	63.89
49.5	572,965	1,254	0.0022	0.9978	63.76
50.5	317,511		0.0000	1.0000	63.62
51.5	263,930	2,347	0.0089	0.9911	63.62
52.5	259,992	20,921	0.0805	0.9195	63.05
53.5	239,071	815	0.0034	0.9966	57.97
54.5	238,256		0.0000	1.0000	57.77
55.5	237,931		0.0000	1.0000	57.77
56.5	237,931		0.0000	1.0000	57.77
57.5	237,931	9,856	0.0414	0.9586	57.77
58.5					55.38

III-35

Schedule JJS2010-2



KCP&L - GREATER MISSOURI OPERATIONS  
L&P JURISDICTION

ACCOUNT 315.09 ACCESSORY ELECTRIC EQUIP - INDUSTRIAL STEAM

ORIGINAL LIFE TABLE

PLACEMENT BAND 1900-2005                      EXPERIENCE BAND 1979-2008

AGE AT BEGIN OF INTERVAL	EXPOSURES AT BEGINNING OF AGE INTERVAL	RETIREMENTS DURING AGE INTERVAL	RETMT RATIO	SURV RATIO	PCT SURV BEGIN OF INTERVAL
0.0	252,614		0.0000	1.0000	100.00
0.5	252,614		0.0000	1.0000	100.00
1.5	252,614		0.0000	1.0000	100.00
2.5	252,614		0.0000	1.0000	100.00
3.5	252,614		0.0000	1.0000	100.00
4.5	252,614		0.0000	1.0000	100.00
5.5	247,494		0.0000	1.0000	100.00
6.5	247,494		0.0000	1.0000	100.00
7.5	247,494		0.0000	1.0000	100.00
8.5	247,494		0.0000	1.0000	100.00
9.5	300,292	38,036	0.1267	0.8733	100.00
10.5	262,256		0.0000	1.0000	87.33
11.5	262,256		0.0000	1.0000	87.33
12.5	260,719		0.0000	1.0000	87.33
13.5	260,719	53,386	0.2048	0.7952	87.33
14.5	207,333		0.0000	1.0000	69.44
15.5	207,449	51,790	0.2497	0.7503	69.44
16.5	153,564		0.0000	1.0000	52.10
17.5	162,968	511	0.0031	0.9969	52.10
18.5	162,457		0.0000	1.0000	51.94
19.5	166,121		0.0000	1.0000	51.94
20.5	166,121		0.0000	1.0000	51.94
21.5	166,121	83,929	0.5052	0.4948	51.94
22.5	82,192		0.0000	1.0000	25.70
23.5	82,192		0.0000	1.0000	25.70
24.5	4,431		0.0000	1.0000	25.70
25.5	4,431		0.0000	1.0000	25.70
26.5	4,692		0.0000	1.0000	25.70
27.5	4,692		0.0000	1.0000	25.70
28.5	4,692		0.0000	1.0000	25.70
29.5	4,692		0.0000	1.0000	25.70
30.5	4,692		0.0000	1.0000	25.70
31.5	4,692	116	0.0247	0.9753	25.70
32.5	4,655		0.0000	1.0000	25.07
33.5	4,655		0.0000	1.0000	25.07
34.5	4,928		0.0000	1.0000	25.07
35.5	4,928	4,315	0.8756	0.1244	25.07
36.5	673		0.0000	1.0000	3.12
37.5	1,073		0.0000	1.0000	3.12
38.5	1,073		0.0000	1.0000	3.12

KCP&L - GREATER MISSOURI OPERATIONS  
L&P JURISDICTION

ACCOUNT 315.09 ACCESSORY ELECTRIC EQUIP - INDUSTRIAL STEAM

ORIGINAL LIFE TABLE, CONT.

PLACEMENT BAND 1900-2005			EXPERIENCE BAND 1979-2008		
AGE AT BEGIN OF INTERVAL	EXPOSURES AT BEGINNING OF AGE INTERVAL	RETIREMENTS DURING AGE INTERVAL	RETMT RATIO	SURV RATIO	PCT SURV BEGIN OF INTERVAL
39.5	1,939		0.0000	1.0000	3.12
40.5	2,050		0.0000	1.0000	3.12
41.5	2,050		0.0000	1.0000	3.12
42.5	2,050	169	0.0824	0.9176	3.12
43.5	1,881		0.0000	1.0000	2.86
44.5	1,881		0.0000	1.0000	2.86
45.5	1,881		0.0000	1.0000	2.86
46.5	1,881		0.0000	1.0000	2.86
47.5	1,881		0.0000	1.0000	2.86
48.5	1,881	138	0.0734	0.9266	2.86
49.5	1,743		0.0000	1.0000	2.65
50.5	1,743	239	0.1371	0.8629	2.65
51.5	1,504		0.0000	1.0000	2.29
52.5	1,504		0.0000	1.0000	2.29
53.5	1,504	315	0.2094	0.7906	2.29
54.5	1,189	33	0.0278	0.9722	1.81
55.5	1,156	315	0.2725	0.7275	1.76
56.5	841	34	0.0404	0.9596	1.28
57.5	807		0.0000	1.0000	1.23
58.5	807	60	0.0743	0.9257	1.23
59.5	747	84	0.1124	0.8876	1.14
60.5	662		0.0000	1.0000	1.01
61.5	662	133	0.2009	0.7991	1.01
62.5	529	529	1.0000	0.0000	0.81
63.5					0.00
64.5					
65.5					
66.5					
67.5					
68.5					
69.5					
70.5					
71.5					
72.5					
73.5					
74.5					
75.5					
76.5					
77.5					
78.5	299		0.0000		



KCP&L - GREATER MISSOURI OPERATIONS  
L&P JURISDICTION

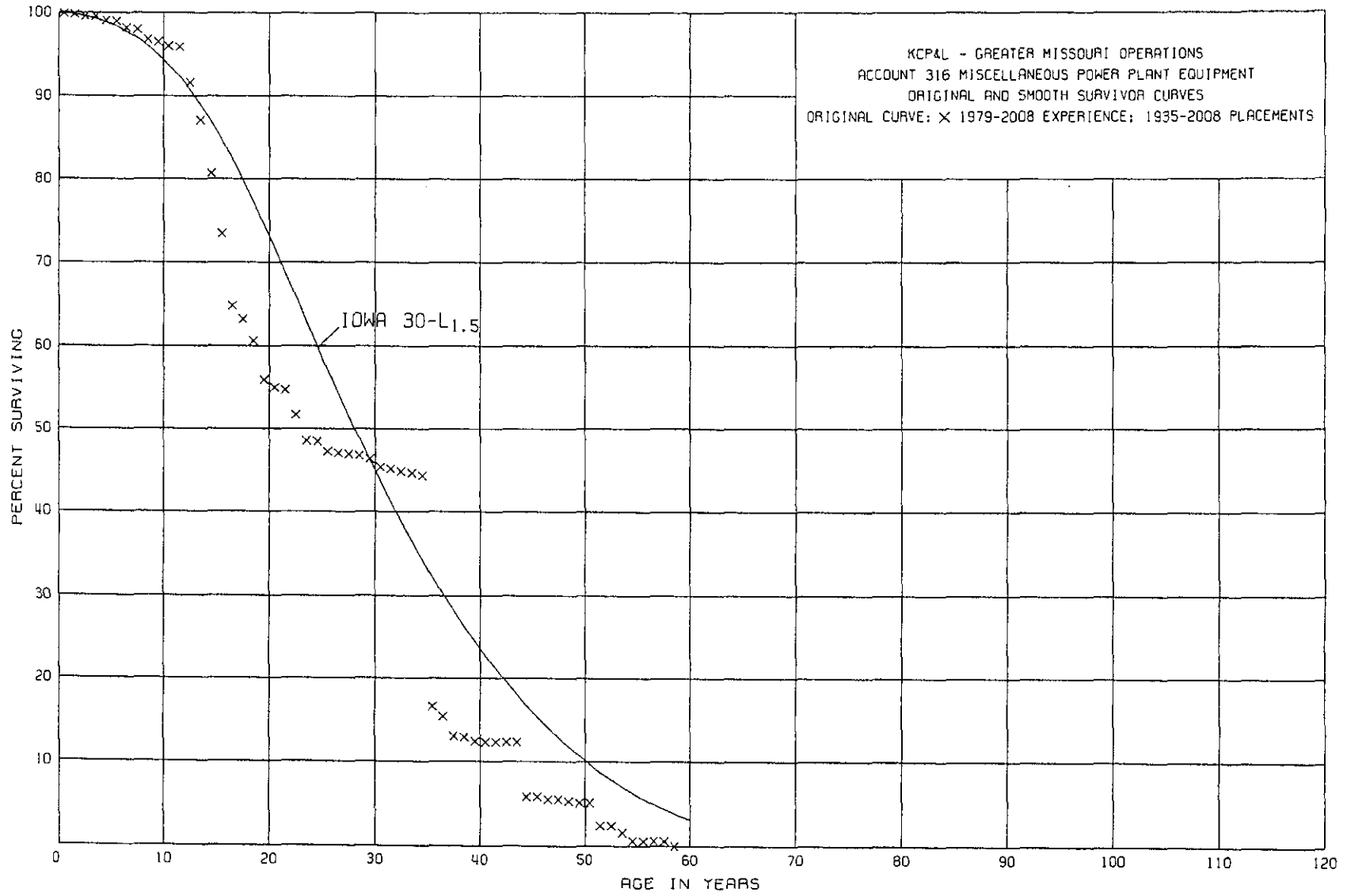
ACCOUNT 315.09 ACCESSORY ELECTRIC EQUIP - INDUSTRIAL STEAM

ORIGINAL LIFE TABLE, CONT.

PLACEMENT BAND 1900-2005			EXPERIENCE BAND 1979-2008		
AGE AT BEGIN OF INTERVAL	EXPOSURES AT BEGINNING OF AGE INTERVAL	RETIREMENTS DURING AGE INTERVAL	RETMT RATIO	SURV RATIO	PCT SURV BEGIN OF INTERVAL
79.5	299		0.0000		
80.5	299	299	1.0000		
81.5	299		0.0000		
82.5	299		0.0000		
83.5	299		0.0000		
84.5	299		0.0000		
85.5	299		0.0000		
86.5	299		0.0000		
87.5	299		0.0000		
88.5	299		0.0000		
89.5	299		0.0000		
90.5	299		0.0000		
91.5	299		0.0000		
92.5	299		0.0000		
93.5	299		0.0000		
94.5	299		0.0000		
95.5	299		0.0000		
96.5	299		0.0000		
97.5	299		0.0000		
98.5	299		0.0000		
99.5	299		0.0000		
100.5	299		0.0000		
101.5					

III-39

Schedule JSS2010-2



KCP&L - GREATER MISSOURI OPERATIONS  
L&P JURISDICTION

ACCOUNT 316 MISCELLANEOUS POWER PLANT EQUIPMENT

ORIGINAL LIFE TABLE

PLACEMENT BAND 1935-2008                      EXPERIENCE BAND 1979-2008

AGE AT BEGIN OF INTERVAL	EXPOSURES AT BEGINNING OF AGE INTERVAL	RETIREMENTS DURING AGE INTERVAL	RETMT RATIO	SURV RATIO	PCT SURV BEGIN OF INTERVAL
0.0	3,256,926		0.0000	1.0000	100.00
0.5	3,274,494	7,035	0.0021	0.9979	100.00
1.5	2,539,616	3,687	0.0015	0.9985	99.79
2.5	2,453,692		0.0000	1.0000	99.64
3.5	2,438,471	14,052	0.0058	0.9942	99.64
4.5	2,402,808	2,656	0.0011	0.9989	99.06
5.5	2,309,905	18,378	0.0080	0.9920	98.95
6.5	2,259,433	3,522	0.0016	0.9984	98.16
7.5	1,964,493	24,485	0.0125	0.9875	98.00
8.5	1,899,420	5,185	0.0027	0.9973	96.78
9.5	1,739,713	9,018	0.0052	0.9948	96.52
10.5	1,656,191	2,820	0.0017	0.9983	96.02
11.5	1,644,425	73,670	0.0448	0.9552	95.86
12.5	1,718,972	84,639	0.0492	0.9508	91.57
13.5	1,517,790	110,216	0.0726	0.9274	87.06
14.5	1,375,869	124,475	0.0905	0.9095	80.74
15.5	1,172,251	137,176	0.1170	0.8830	73.43
16.5	1,025,676	25,951	0.0253	0.9747	64.84
17.5	985,317	40,152	0.0408	0.9592	63.20
18.5	943,490	73,363	0.0778	0.9222	60.62
19.5	845,611	12,967	0.0153	0.9847	55.90
20.5	834,130	5,510	0.0066	0.9934	55.04
21.5	858,492	47,458	0.0553	0.9447	54.68
22.5	786,658	47,637	0.0606	0.9394	51.66
23.5	702,683	1,512	0.0022	0.9978	48.53
24.5	693,944	17,606	0.0254	0.9746	48.42
25.5	666,032	3,417	0.0051	0.9949	47.19
26.5	652,990	1,449	0.0022	0.9978	46.95
27.5	631,458	2,179	0.0035	0.9965	46.85
28.5	335,569	2,562	0.0076	0.9924	46.69
29.5	300,476	7,058	0.0235	0.9765	46.34
30.5	288,681	1,308	0.0045	0.9955	45.25
31.5	281,326	1,868	0.0066	0.9934	45.05
32.5	276,293	1,173	0.0042	0.9958	44.75
33.5	274,531	1,393	0.0051	0.9949	44.56
34.5	270,482	169,419	0.6264	0.3736	44.33
35.5	100,058	7,146	0.0714	0.9286	16.56
36.5	92,912	14,498	0.1560	0.8440	15.38
37.5	76,742	792	0.0103	0.9897	12.98
38.5	75,293	2,463	0.0327	0.9673	12.85

KCP&L - GREATER MISSOURI OPERATIONS  
L&P JURISDICTION

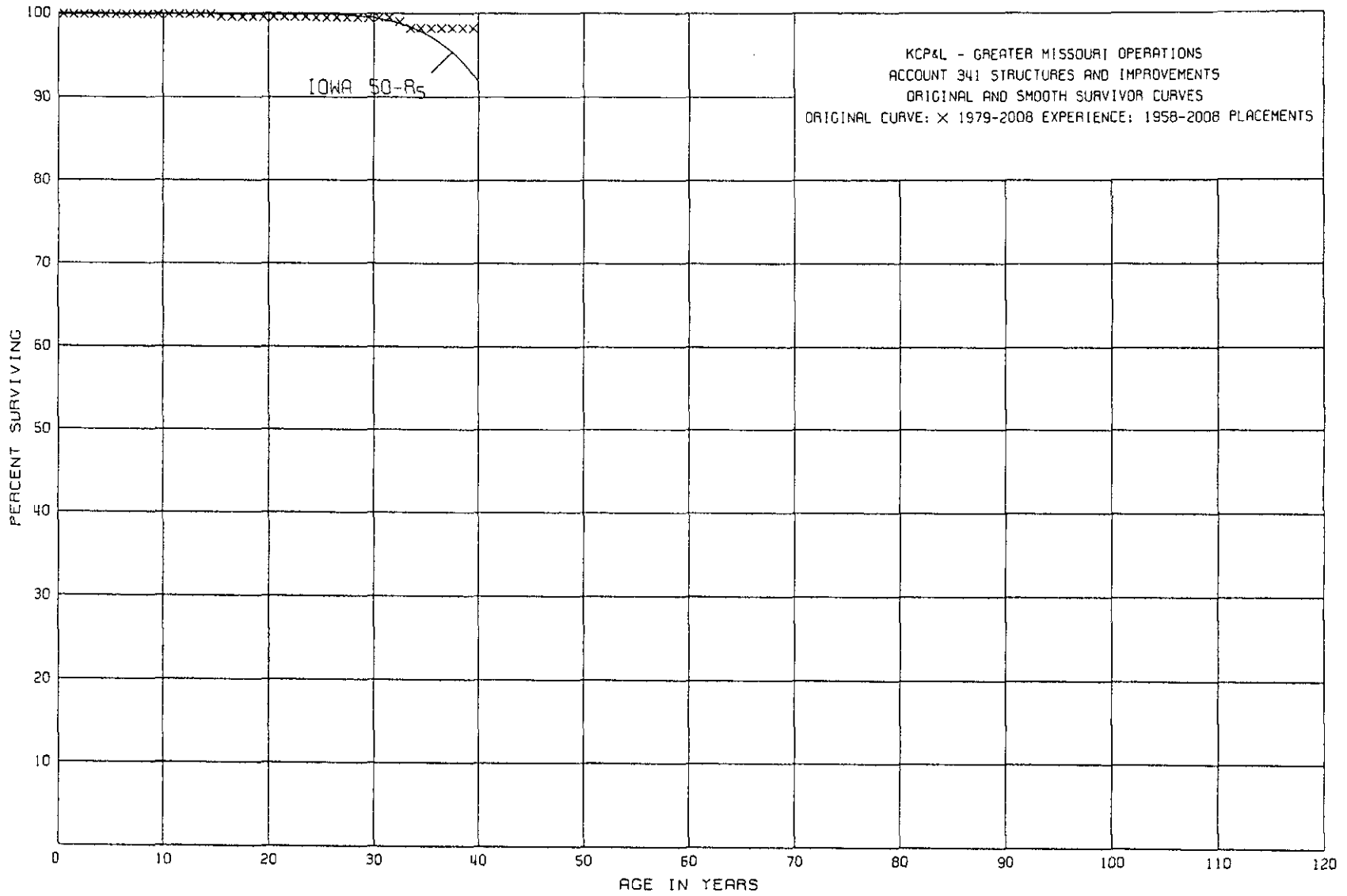
ACCOUNT 316 MISCELLANEOUS POWER PLANT EQUIPMENT

ORIGINAL LIFE TABLE, CONT.

PLACEMENT BAND 1935-2008			EXPERIENCE BAND 1979-2008			
AGE AT BEGIN OF INTERVAL	EXPOSURES AT BEGINNING OF AGE INTERVAL	RETIREMENTS DURING AGE INTERVAL	RETMT RATIO	SURV RATIO	PCT SURV BEGIN OF INTERVAL	
39.5	72,885	726	0.0100	0.9900	12.43	
40.5	72,159		0.0000	1.0000	12.31	
41.5	72,159		0.0000	1.0000	12.31	
42.5	45,730	85	0.0019	0.9981	12.31	
43.5	45,670	24,219	0.5303	0.4697	12.29	
44.5	21,451	.	0.0000	1.0000	5.77	
45.5	21,451	857	0.0400	0.9600	5.77	
46.5	20,594		0.0000	1.0000	5.54	
47.5	20,594	838	0.0407	0.9593	5.54	
48.5	19,756	700	0.0354	0.9646	5.31	
49.5	19,056		0.0000	1.0000	5.12	
50.5	19,056	9,964	0.5229	0.4771	5.12	
51.5	5,886		0.0000	1.0000	2.44	
52.5	5,886	1,996	0.3391	0.6609	2.44	
53.5	3,426	2,168	0.6328	0.3672	1.61	
54.5	250		0.0000	1.0000	0.59	
55.5	250		0.0000	1.0000	0.59	
56.5	250		0.0000	1.0000	0.59	
57.5	250	250	1.0000	0.0000	0.59	
58.5					0.00	

III-42

Schedule JSS2010-2



KCP&L - GREATER MISSOURI OPERATIONS  
L&P JURISDICTION

ACCOUNT 341 STRUCTURES AND IMPROVEMENTS

ORIGINAL LIFE TABLE

PLACEMENT BAND 1958-2008			EXPERIENCE BAND 1979-2008		
AGE AT BEGIN OF INTERVAL	EXPOSURES AT BEGINNING OF AGE INTERVAL	RETIREMENTS DURING AGE INTERVAL	RETMT RATIO	SURV RATIO	PCT SURV BEGIN OF INTERVAL
0.0	283,107		0.0000	1.0000	100.00
0.5	283,107		0.0000	1.0000	100.00
1.5	102,207		0.0000	1.0000	100.00
2.5	103,170		0.0000	1.0000	100.00
3.5	103,634		0.0000	1.0000	100.00
4.5	1,104,131		0.0000	1.0000	100.00
5.5	1,094,323		0.0000	1.0000	100.00
6.5	1,094,323		0.0000	1.0000	100.00
7.5	1,094,323		0.0000	1.0000	100.00
8.5	1,105,791		0.0000	1.0000	100.00
9.5	1,104,828		0.0000	1.0000	100.00
10.5	1,112,737		0.0000	1.0000	100.00
11.5	1,287,373		0.0000	1.0000	100.00
12.5	1,285,255		0.0000	1.0000	100.00
13.5	1,285,255		0.0000	1.0000	100.00
14.5	1,282,644	4,884	0.0038	0.9962	100.00
15.5	1,268,296		0.0000	1.0000	99.62
16.5	1,268,296		0.0000	1.0000	99.62
17.5	1,260,387		0.0000	1.0000	99.62
18.5	1,052,051		0.0000	1.0000	99.62
19.5	1,049,108		0.0000	1.0000	99.62
20.5	1,062,028		0.0000	1.0000	99.62
21.5	1,028,546		0.0000	1.0000	99.62
22.5	1,026,542		0.0000	1.0000	99.62
23.5	1,012,313	823	0.0008	0.9992	99.62
24.5	1,011,490		0.0000	1.0000	99.54
25.5	1,010,478		0.0000	1.0000	99.54
26.5	1,004,121		0.0000	1.0000	99.54
27.5	1,008,273		0.0000	1.0000	99.54
28.5	1,006,524		0.0000	1.0000	99.54
29.5	1,006,524		0.0000	1.0000	99.54
30.5	1,006,524		0.0000	1.0000	99.54
31.5	1,006,524	5,402	0.0054	0.9946	99.54
32.5	1,001,122	8,363	0.0084	0.9916	99.00
33.5	992,759		0.0000	1.0000	98.17
34.5	12,920		0.0000	1.0000	98.17
35.5	12,920		0.0000	1.0000	98.17
36.5	12,920		0.0000	1.0000	98.17
37.5	12,920		0.0000	1.0000	98.17
38.5	12,920		0.0000	1.0000	98.17

KCP&L - GREATER MISSOURI OPERATIONS  
L&P JURISDICTION

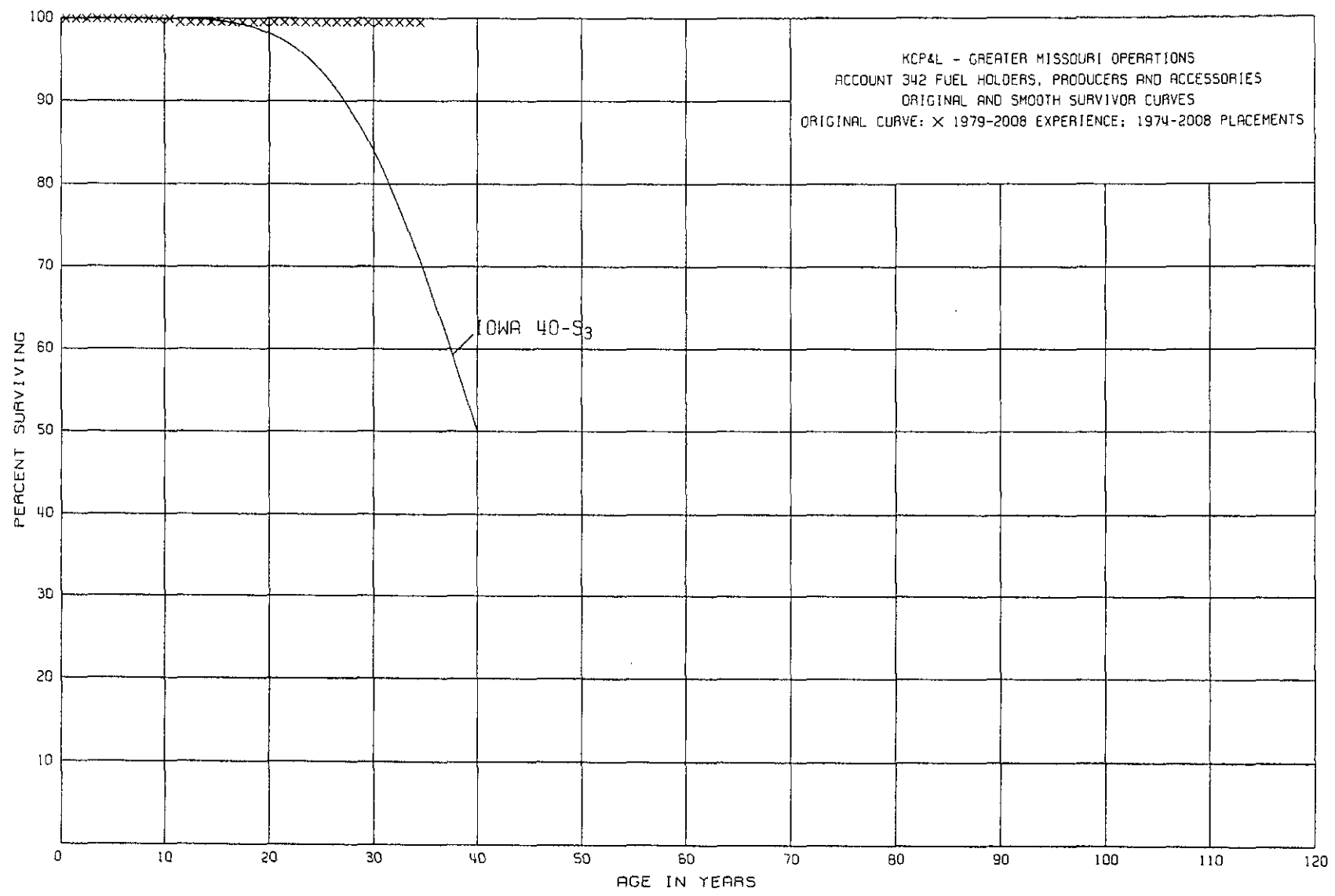
ACCOUNT 341 STRUCTURES AND IMPROVEMENTS

ORIGINAL LIFE TABLE, CONT.

PLACEMENT BAND 1958-2008			EXPERIENCE BAND 1979-2008		
AGE AT BEGIN OF INTERVAL	EXPOSURES AT BEGINNING OF AGE INTERVAL	RETIREMENTS DURING AGE INTERVAL	RETMT RATIO	SURV RATIO	PCT SURV BEGIN OF INTERVAL
39.5	12,920		0.0000	1.0000	98.17
40.5	12,920		0.0000	1.0000	98.17
41.5	12,920		0.0000	1.0000	98.17
42.5	12,920		0.0000	1.0000	98.17
43.5	879	878	0.9989	0.0011	98.17
44.5	1		0.0000	1.0000	0.11
45.5	1		0.0000	1.0000	0.11
46.5	1		0.0000	1.0000	0.11
47.5	1		0.0000	1.0000	0.11
48.5	1		0.0000	1.0000	0.11
49.5	1		0.0000	1.0000	0.11
50.5					0.11

III-45

Schedule JJS2010-2



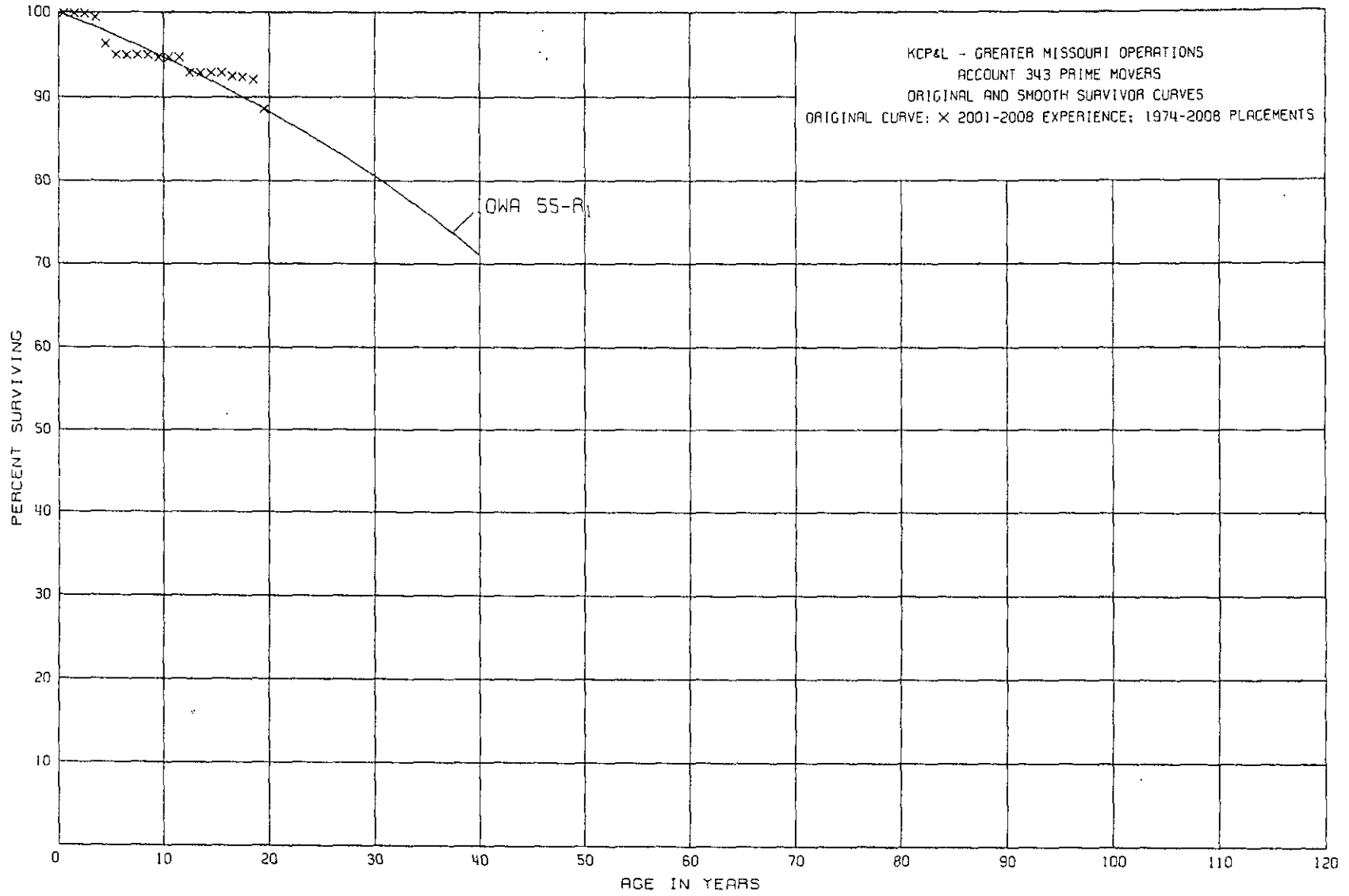


KCP&L - GREATER MISSOURI OPERATIONS  
L&P JURISDICTION

ACCOUNT 342 FUEL HOLDERS, PRODUCERS AND ACCESSORIES

ORIGINAL LIFE TABLE

PLACEMENT BAND 1974-2008			EXPERIENCE BAND 1979-2008		
AGE AT BEGIN OF INTERVAL	EXPOSURES AT BEGINNING OF AGE INTERVAL	RETIREMENTS DURING AGE INTERVAL	RETMT RATIO	SURV RATIO	PCT SURV BEGIN OF INTERVAL
0.0	85,216		0.0000	1.0000	100.00
0.5	62,956		0.0000	1.0000	100.00
1.5	53,999		0.0000	1.0000	100.00
2.5	53,998		0.0000	1.0000	100.00
3.5	53,998		0.0000	1.0000	100.00
4.5	596,562		0.0000	1.0000	100.00
5.5	596,562		0.0000	1.0000	100.00
6.5	596,562		0.0000	1.0000	100.00
7.5	596,562		0.0000	1.0000	100.00
8.5	596,562		0.0000	1.0000	100.00
9.5	596,562		0.0000	1.0000	100.00
10.5	596,562	2,850	0.0048	0.9952	100.00
11.5	593,712		0.0000	1.0000	99.52
12.5	593,712		0.0000	1.0000	99.52
13.5	593,712		0.0000	1.0000	99.52
14.5	584,409		0.0000	1.0000	99.52
15.5	584,409		0.0000	1.0000	99.52
16.5	584,409		0.0000	1.0000	99.52
17.5	584,409		0.0000	1.0000	99.52
18.5	586,218		0.0000	1.0000	99.52
19.5	586,218		0.0000	1.0000	99.52
20.5	586,218		0.0000	1.0000	99.52
21.5	586,218		0.0000	1.0000	99.52
22.5	586,218		0.0000	1.0000	99.52
23.5	586,218		0.0000	1.0000	99.52
24.5	586,218		0.0000	1.0000	99.52
25.5	542,564		0.0000	1.0000	99.52
26.5	542,564		0.0000	1.0000	99.52
27.5	542,564		0.0000	1.0000	99.52
28.5	542,564		0.0000	1.0000	99.52
29.5	542,564		0.0000	1.0000	99.52
30.5	542,564		0.0000	1.0000	99.52
31.5	542,564		0.0000	1.0000	99.52
32.5	542,564		0.0000	1.0000	99.52
33.5	542,564		0.0000	1.0000	99.52
34.5					99.52



KCP&L - GREATER MISSOURI OPERATIONS  
L&P JURISDICTION

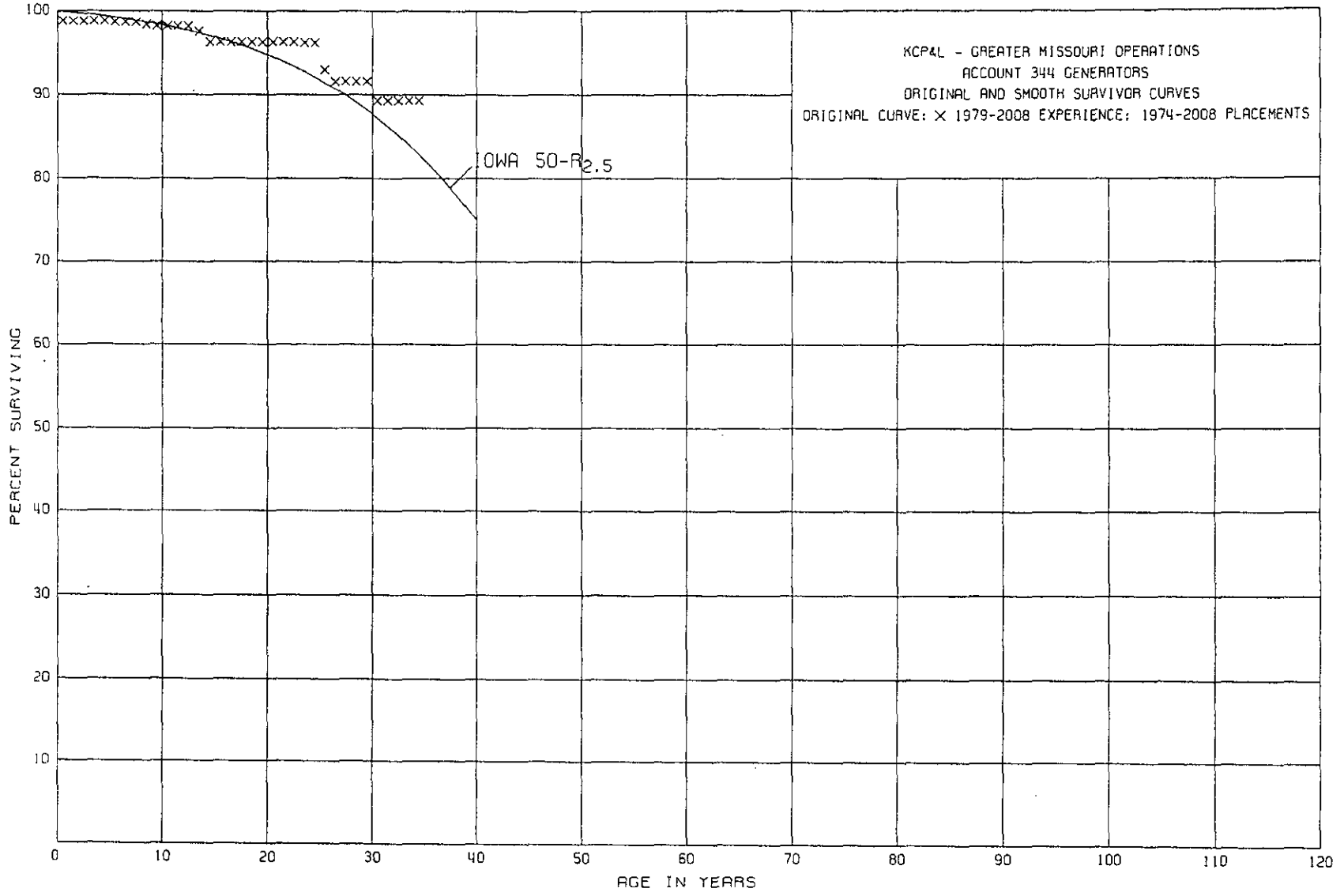
ACCOUNT 343 PRIME MOVERS

ORIGINAL LIFE TABLE

PLACEMENT BAND 1974-2008			EXPERIENCE BAND 2001-2008		
AGE AT BEGIN OF INTERVAL	EXPOSURES AT BEGINNING OF AGE INTERVAL	RETIREMENTS DURING AGE INTERVAL	RETMT RATIO	SURV RATIO	PCT SURV BEGIN OF INTERVAL
0.0	976,968		0.0000	1.0000	100.00
0.5	977,188		0.0000	1.0000	100.00
1.5	956,237		0.0000	1.0000	100.00
2.5	1,364,883	8,031	0.0059	0.9941	100.00
3.5	1,271,725	39,277	0.0309	0.9691	99.41
4.5	1,332,371	18,918	0.0142	0.9858	96.34
5.5	1,401,588		0.0000	1.0000	94.97
6.5	1,370,981		0.0000	1.0000	94.97
7.5	806,932		0.0000	1.0000	94.97
8.5	558,387	1,733	0.0031	0.9969	94.97
9.5	254,646		0.0000	1.0000	94.68
10.5	533,330		0.0000	1.0000	94.68
11.5	2,941,106	55,936	0.0190	0.9810	94.68
12.5	5,536,716		0.0000	1.0000	92.88
13.5	5,536,716		0.0000	1.0000	92.88
14.5	5,536,716		0.0000	1.0000	92.88
15.5	5,536,716	21,653	0.0039	0.9961	92.88
16.5	5,416,455	7,248	0.0013	0.9987	92.52
17.5	5,152,167	19,546	0.0038	0.9962	92.40
18.5	2,719,899	101,001	0.0371	0.9629	92.05
19.5					88.63
20.5	335,646		0.0000		
21.5	335,646		0.0000		
22.5	340,988		0.0000		
23.5	340,988		0.0000		
24.5	340,988		0.0000		
25.5	340,988		0.0000		
26.5	340,988		0.0000		
27.5	3,480,389		0.0000		
28.5	3,480,389		0.0000		
29.5	3,475,047		0.0000		
30.5	3,475,047		0.0000		
31.5	3,475,047		0.0000		
32.5	3,475,047		0.0000		
33.5	3,475,047		0.0000		
34.5					

111-49

Schedule JS2010-2



KCP&L - GREATER MISSOURI OPERATIONS  
L&P JURISDICTION

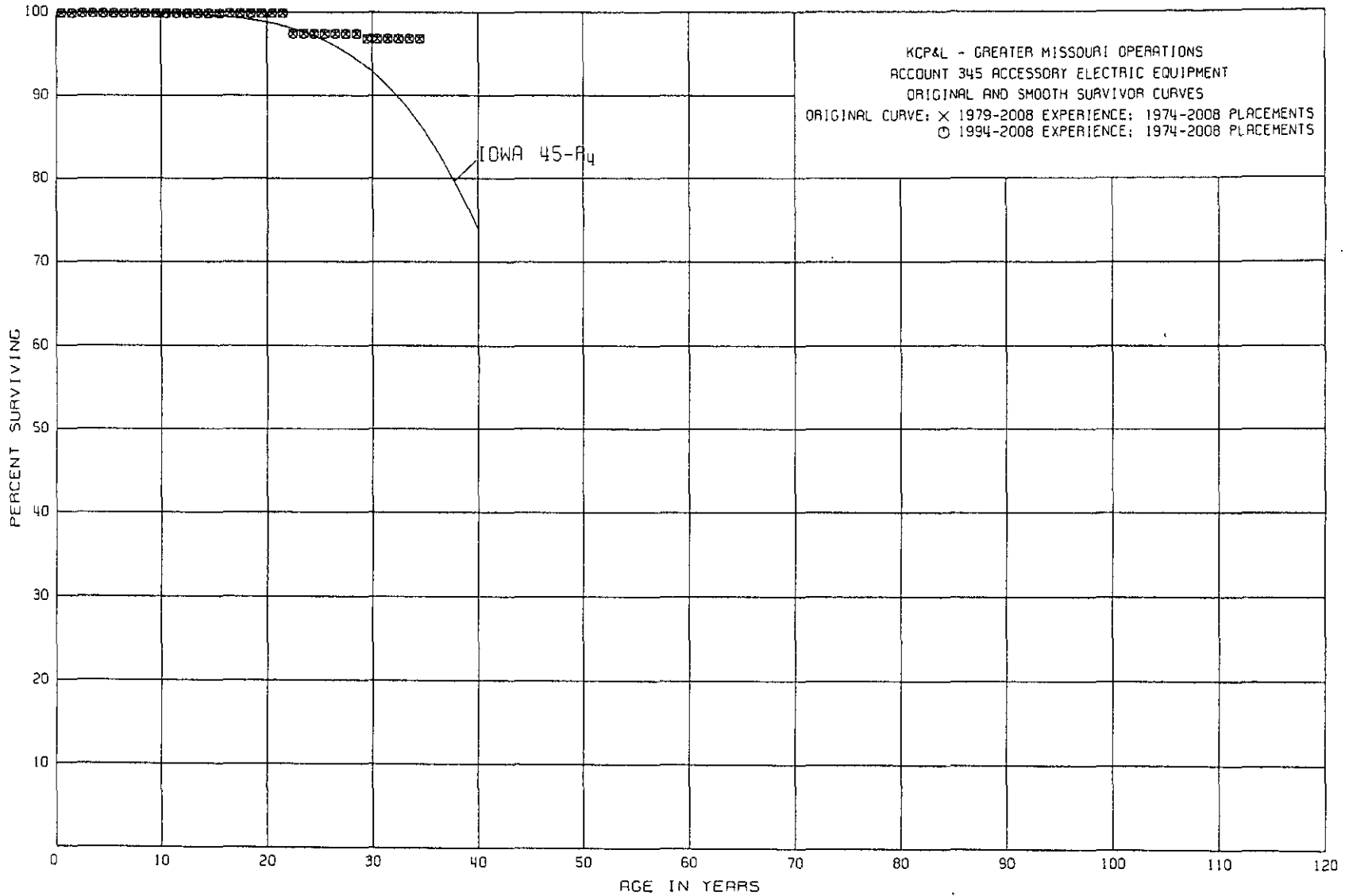
ACCOUNT 344 GENERATORS

ORIGINAL LIFE TABLE

PLACEMENT BAND 1974-2008			EXPERIENCE BAND 1979-2008		
AGE AT BEGIN OF INTERVAL	EXPOSURES AT BEGINNING OF AGE INTERVAL	RETIREMENTS DURING AGE INTERVAL	RETMT RATIO	SURV RATIO	PCT SURV * BEGIN OF INTERVAL
0.0	8,391,890	98,844	0.0118	0.9882	100.00
0.5	8,293,046		0.0000	1.0000	98.82
1.5	8,043,169		0.0000	1.0000	98.82
2.5	7,684,891		0.0000	1.0000	98.82
3.5	8,084,891	4,726	0.0006	0.9994	98.82
4.5	12,959,224	4,726	0.0004	0.9996	98.76
5.5	12,815,176		0.0000	1.0000	98.72
6.5	12,815,176		0.0000	1.0000	98.72
7.5	12,824,246	47,312	0.0037	0.9963	98.72
8.5	12,721,772	21,000	0.0017	0.9983	98.35
9.5	12,620,594		0.0000	1.0000	98.18
10.5	12,326,745		0.0000	1.0000	98.18
11.5	9,609,752	1,035	0.0001	0.9999	98.18
12.5	6,717,521	41,832	0.0062	0.9938	98.17
13.5	6,675,689	86,635	0.0130	0.9870	97.56
14.5	6,579,984		0.0000	1.0000	96.29
15.5	6,574,934		0.0000	1.0000	96.29
16.5	6,549,298		0.0000	1.0000	96.29
17.5	6,523,784		0.0000	1.0000	96.29
18.5	6,344,565		0.0000	1.0000	96.29
19.5	6,099,220		0.0000	1.0000	96.29
20.5	5,763,574		0.0000	1.0000	96.29
21.5	5,763,574		0.0000	1.0000	96.29
22.5	5,763,574	5,654	0.0010	0.9990	96.29
23.5	5,757,920	1,499	0.0003	0.9997	96.19
24.5	5,756,421	188,207	0.0327	0.9673	96.16
25.5	5,568,214	87,585	0.0157	0.9843	93.02
26.5	5,480,629		0.0000	1.0000	91.56
27.5	2,105,913		0.0000	1.0000	91.56
28.5	2,105,913		0.0000	1.0000	91.56
29.5	2,105,913	51,221	0.0243	0.9757	91.56
30.5	2,054,692		0.0000	1.0000	89.34
31.5	2,054,692		0.0000	1.0000	89.34
32.5	2,054,692		0.0000	1.0000	89.34
33.5	1,649,909		0.0000	1.0000	89.34
34.5					89.34

III-51

Schedule JSS2010-2



KCP&L - GREATER MISSOURI OPERATIONS  
L&P JURISDICTION

ACCOUNT 345 ACCESSORY ELECTRIC EQUIPMENT

ORIGINAL LIFE TABLE

PLACEMENT BAND 1974-2008			EXPERIENCE BAND 1979-2008		
AGE AT BEGIN OF INTERVAL	EXPOSURES AT BEGINNING OF AGE INTERVAL	RETIREMENTS DURING AGE INTERVAL	RETMT RATIO	SURV RATIO	PCT SURV BEGIN OF INTERVAL
0.0	239,038		0.0000	1.0000	100.00
0.5	237,312		0.0000	1.0000	100.00
1.5	67,125		0.0000	1.0000	100.00
2.5	47,509		0.0000	1.0000	100.00
3.5	45,131		0.0000	1.0000	100.00
4.5	573,243		0.0000	1.0000	100.00
5.5	560,560		0.0000	1.0000	100.00
6.5	560,560		0.0000	1.0000	100.00
7.5	560,560		0.0000	1.0000	100.00
8.5	560,560		0.0000	1.0000	100.00
9.5	560,560		0.0000	1.0000	100.00
10.5	560,560		0.0000	1.0000	100.00
11.5	1,084,710		0.0000	1.0000	100.00
12.5	1,195,167		0.0000	1.0000	100.00
13.5	1,195,167		0.0000	1.0000	100.00
14.5	1,195,167		0.0000	1.0000	100.00
15.5	1,195,167		0.0000	1.0000	100.00
16.5	1,195,167		0.0000	1.0000	100.00
17.5	1,195,167		0.0000	1.0000	100.00
18.5	671,017		0.0000	1.0000	100.00
19.5	528,112		0.0000	1.0000	100.00
20.5	528,112		0.0000	1.0000	100.00
21.5	528,112	13,531	0.0256	0.9744	100.00
22.5	514,581		0.0000	1.0000	97.44
23.5	514,581		0.0000	1.0000	97.44
24.5	514,581		0.0000	1.0000	97.44
25.5	550,943		0.0000	1.0000	97.44
26.5	550,943		0.0000	1.0000	97.44
27.5	416,781	159	0.0004	0.9996	97.44
28.5	416,622	2,744	0.0066	0.9934	97.40
29.5	413,878		0.0000	1.0000	96.76
30.5	413,878		0.0000	1.0000	96.76
31.5	413,878		0.0000	1.0000	96.76
32.5	377,516		0.0000	1.0000	96.76
33.5	377,516		0.0000	1.0000	96.76
34.5					96.76

KCP&L - GREATER MISSOURI OPERATIONS  
L&P JURISDICTION

ACCOUNT 345 ACCESSORY ELECTRIC EQUIPMENT

ORIGINAL LIFE TABLE

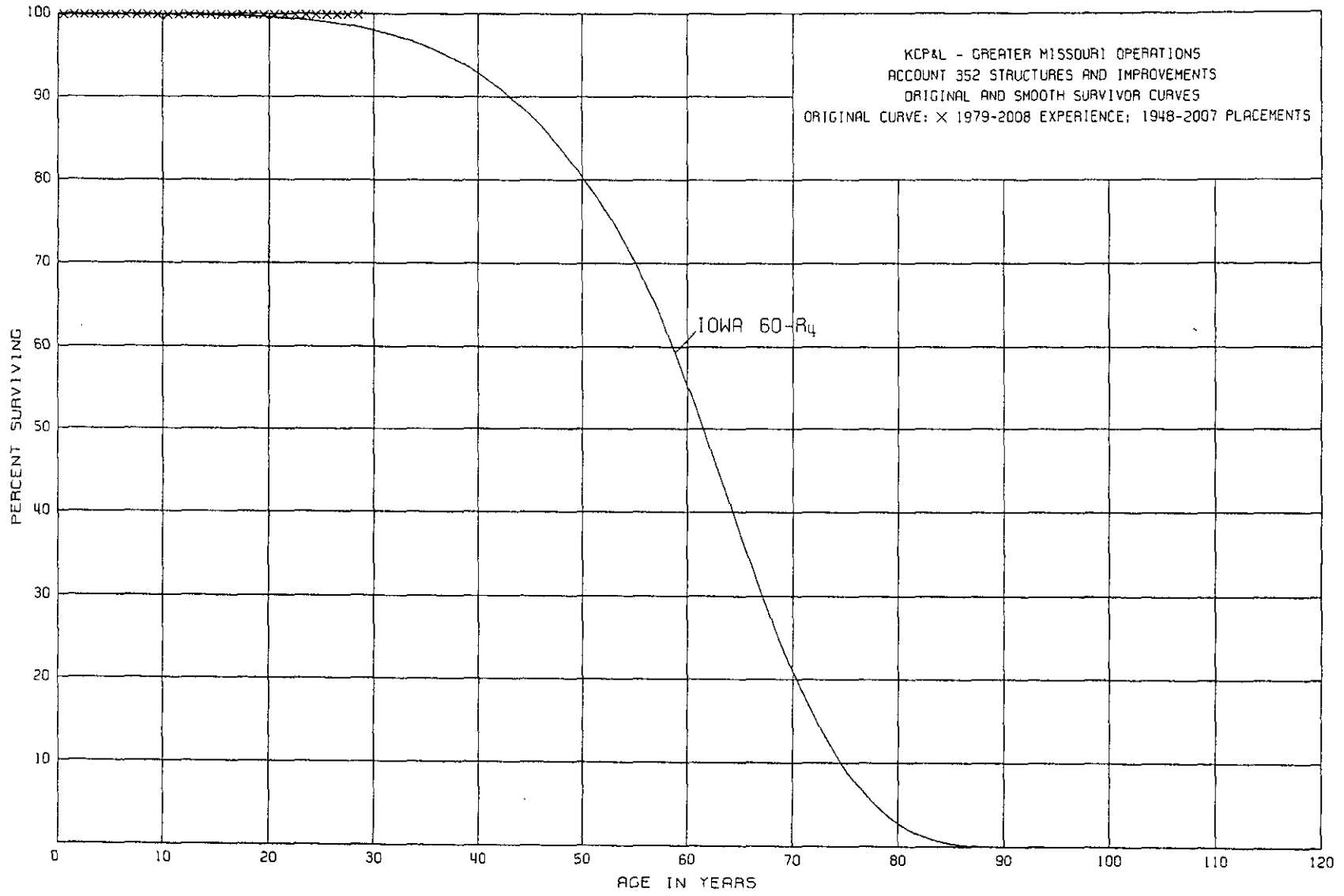
PLACEMENT BAND 1974-2008                      EXPERIENCE BAND 1994-2008

AGE AT BEGIN OF INTERVAL	EXPOSURES AT BEGINNING OF AGE INTERVAL	RETIREMENTS DURING AGE INTERVAL	RETMT RATIO	SURV RATIO	PCT SURV BEGIN OF INTERVAL
0.0	239,038		0.0000	1.0000	100.00
0.5	237,312		0.0000	1.0000	100.00
1.5	67,125		0.0000	1.0000	100.00
2.5	47,509		0.0000	1.0000	100.00
3.5	45,131		0.0000	1.0000	100.00
4.5	45,131		0.0000	1.0000	100.00
5.5	32,448		0.0000	1.0000	100.00
6.5	32,448		0.0000	1.0000	100.00
7.5	32,448		0.0000	1.0000	100.00
8.5	32,448		0.0000	1.0000	100.00
9.5	32,448		0.0000	1.0000	100.00
10.5	32,448		0.0000	1.0000	100.00
11.5	556,598		0.0000	1.0000	100.00
12.5	667,055		0.0000	1.0000	100.00
13.5	667,055		0.0000	1.0000	100.00
14.5	667,055		0.0000	1.0000	100.00
15.5	667,055		0.0000	1.0000	100.00
16.5	667,055		0.0000	1.0000	100.00
17.5	667,055		0.0000	1.0000	100.00
18.5	142,905		0.0000	1.0000	100.00
19.5	528,112		0.0000	1.0000	100.00
20.5	528,112		0.0000	1.0000	100.00
21.5	528,112	13,531	0.0256	0.9744	100.00
22.5	514,581		0.0000	1.0000	97.44
23.5	514,581		0.0000	1.0000	97.44
24.5	514,581		0.0000	1.0000	97.44
25.5	550,943		0.0000	1.0000	97.44
26.5	550,943		0.0000	1.0000	97.44
27.5	416,781	159	0.0004	0.9996	97.44
28.5	416,622	2,744	0.0066	0.9934	97.40
29.5	413,878		0.0000	1.0000	96.76
30.5	413,878		0.0000	1.0000	96.76
31.5	413,878		0.0000	1.0000	96.76
32.5	377,516		0.0000	1.0000	96.76
33.5	377,516		0.0000	1.0000	96.76
34.5					96.76



III-54

Schedule JJS2010-2



KCP&L - GREATER MISSOURI OPERATIONS  
L&P JURISDICTION

ACCOUNT 352 STRUCTURES AND IMPROVEMENTS

ORIGINAL LIFE TABLE

PLACEMENT BAND 1948-2007			EXPERIENCE BAND 1979-2008		
AGE AT BEGIN OF INTERVAL	EXPOSURES AT BEGINNING OF AGE INTERVAL	RETIREMENTS DURING AGE INTERVAL	RETMT RATIO	SURV RATIO	PCT SURV BEGIN OF INTERVAL
0.0	212,722		0.0000	1.0000	100.00
0.5	212,722		0.0000	1.0000	100.00
1.5	197,921		0.0000	1.0000	100.00
2.5	197,921		0.0000	1.0000	100.00
3.5	101,007		0.0000	1.0000	100.00
4.5	101,007		0.0000	1.0000	100.00
5.5	97,467		0.0000	1.0000	100.00
6.5	97,467		0.0000	1.0000	100.00
7.5	178,641		0.0000	1.0000	100.00
8.5	194,773		0.0000	1.0000	100.00
9.5	205,370		0.0000	1.0000	100.00
10.5	205,370		0.0000	1.0000	100.00
11.5	205,370		0.0000	1.0000	100.00
12.5	210,255		0.0000	1.0000	100.00
13.5	210,255		0.0000	1.0000	100.00
14.5	129,081		0.0000	1.0000	100.00
15.5	112,949		0.0000	1.0000	100.00
16.5	166,653		0.0000	1.0000	100.00
17.5	166,653		0.0000	1.0000	100.00
18.5	166,653		0.0000	1.0000	100.00
19.5	161,768		0.0000	1.0000	100.00
20.5	161,768		0.0000	1.0000	100.00
21.5	91,536		0.0000	1.0000	100.00
22.5	91,536		0.0000	1.0000	100.00
23.5	27,235		0.0000	1.0000	100.00
24.5	27,235		0.0000	1.0000	100.00
25.5	27,235		0.0000	1.0000	100.00
26.5	27,235		0.0000	1.0000	100.00
27.5	27,235		0.0000	1.0000	100.00
28.5					100.00
29.5					
30.5	63,558		0.0000		
31.5	68,124	3,270	0.0480		
32.5	64,854		0.0000		
33.5	64,854		0.0000		
34.5	64,854		0.0000		
35.5	64,854	217	0.0033		
36.5	64,637		0.0000		
37.5	4,775		0.0000		
38.5	209		0.0000		

KCP&L - GREATER MISSOURI OPERATIONS  
L&P JURISDICTION

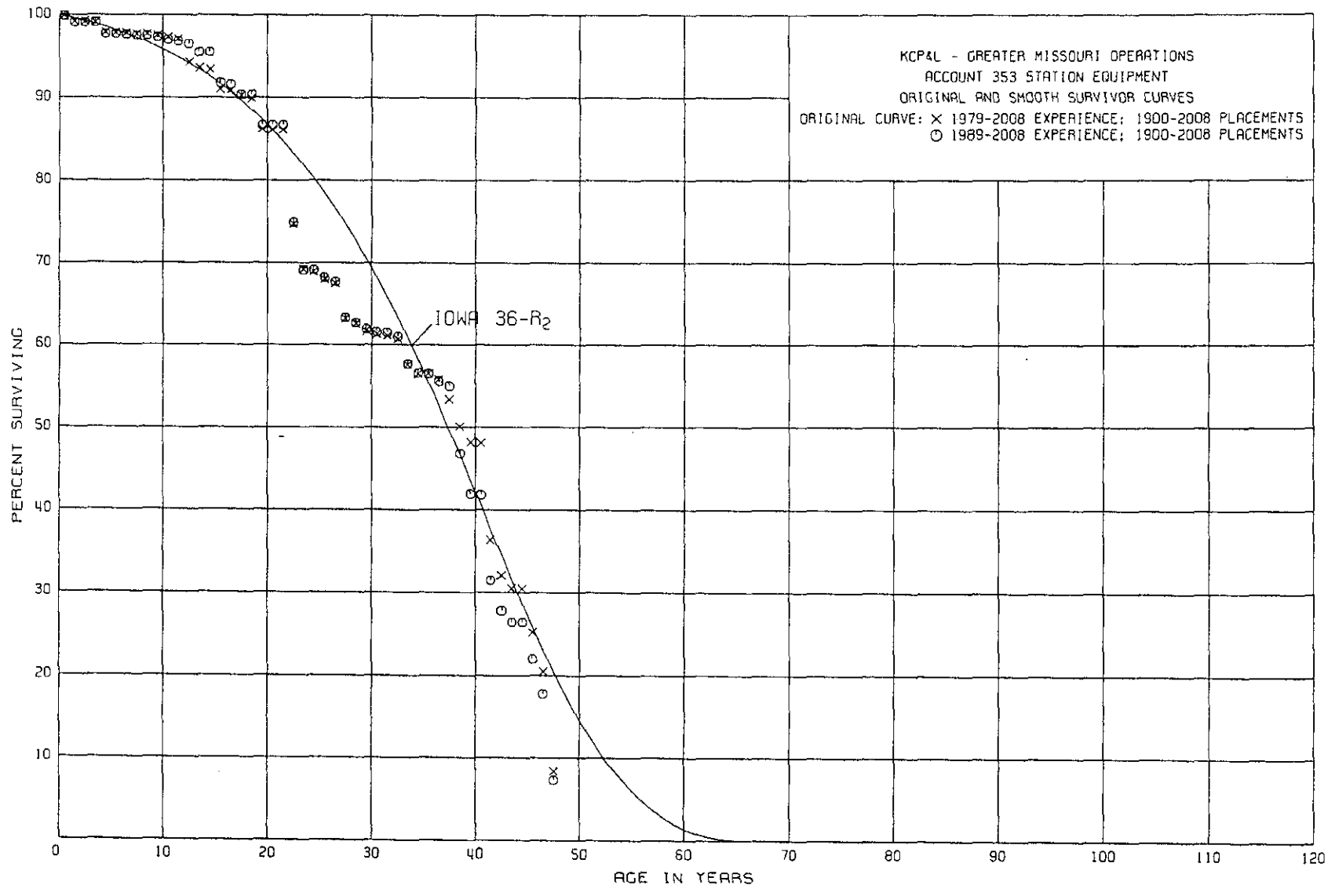
ACCOUNT 352 STRUCTURES AND IMPROVEMENTS

ORIGINAL LIFE TABLE, CONT.

PLACEMENT BAND 1948-2007			EXPERIENCE BAND 1979-2008		
AGE AT BEGIN OF INTERVAL	EXPOSURES AT BEGINNING OF AGE INTERVAL	RETIREMENTS DURING AGE INTERVAL	RETMT RATIO	SURV RATIO	PCT SURV BEGIN OF INTERVAL
39.5	209		0.0000		
40.5	209		0.0000		
41.5	209		0.0000		
42.5	209		0.0000		
43.5	209		0.0000		
44.5	209		0.0000		
45.5	209		0.0000		
46.5	209		0.0000		
47.5	209		0.0000		
48.5	209		0.0000		
49.5	209		0.0000		
50.5	209		0.0000		
51.5	209		0.0000		
52.5	209		0.0000		
53.5					

III-57

Schedule JJS2010-2



KCP&L - GREATER MISSOURI OPERATIONS  
L&P JURISDICTION

ACCOUNT 353 STATION EQUIPMENT

ORIGINAL LIFE TABLE

PLACEMENT BAND 1900-2008			EXPERIENCE BAND 1979-2008		
AGE AT BEGIN OF INTERVAL	EXPOSURES AT BEGINNING OF AGE INTERVAL	RETIREMENTS DURING AGE INTERVAL	RETMT RATIO	SURV RATIO	PCT SURV BEGIN OF INTERVAL
0.0	10,437,352	1,763	0.0002	0.9998	100.00
0.5	10,791,986	86,855	0.0080	0.9920	99.98
1.5	9,832,542	3,230	0.0003	0.9997	99.18
2.5	9,793,005	4,221	0.0004	0.9996	99.15
3.5	9,349,404	117,044	0.0125	0.9875	99.11
4.5	9,542,901	2,552	0.0003	0.9997	97.87
5.5	9,186,372	8,276	0.0009	0.9991	97.84
6.5	7,114,710	4,942	0.0007	0.9993	97.75
7.5	8,500,421	2,914	0.0003	0.9997	97.68
8.5	8,753,858	10,197	0.0012	0.9988	97.65
9.5	8,745,126	19,924	0.0023	0.9977	97.53
10.5	8,606,294	21,363	0.0025	0.9975	97.31
11.5	8,325,424	238,523	0.0286	0.9714	97.07
12.5	7,923,385	60,722	0.0077	0.9923	94.29
13.5	7,816,850	16,090	0.0021	0.9979	93.56
14.5	6,303,099	159,061	0.0252	0.9748	93.36
15.5	4,704,747	7,077	0.0015	0.9985	91.01
16.5	3,962,303	26,804	0.0068	0.9932	90.87
17.5	3,919,619	14,673	0.0037	0.9963	90.25
18.5	3,989,334	163,520	0.0410	0.9590	89.92
19.5	3,727,737	4,846	0.0013	0.9987	86.23
20.5	3,736,745	37	0.0000	1.0000	86.12
21.5	4,624,098	612,552	0.1325	0.8675	86.12
22.5	4,020,021	297,329	0.0740	0.9260	74.71
23.5	3,580,073	13,500	0.0038	0.9962	69.18
24.5	3,594,834	49,495	0.0138	0.9862	68.92
25.5	3,356,400	24,169	0.0072	0.9928	67.97
26.5	3,332,395	212,097	0.0636	0.9364	67.48
27.5	3,110,587	31,017	0.0100	0.9900	63.19
28.5	1,696,809	24,593	0.0145	0.9855	62.56
29.5	1,661,688	9,543	0.0057	0.9943	61.65
30.5	1,837,254	6,021	0.0033	0.9967	61.30
31.5	1,659,203	12,225	0.0074	0.9926	61.10
32.5	1,646,407	83,825	0.0509	0.9491	60.65
33.5	1,544,117	28,278	0.0183	0.9817	57.56
34.5	1,261,385	147	0.0001	0.9999	56.51
35.5	1,261,238	15,381	0.0122	0.9878	56.50
36.5	1,277,020	55,337	0.0433	0.9567	55.81
37.5	432,375	26,649	0.0616	0.9384	53.39
38.5	288,999	10,815	0.0374	0.9626	50.10

KCP&L - GREATER MISSOURI OPERATIONS  
L&P JURISDICTION

ACCOUNT 353 STATION EQUIPMENT

ORIGINAL LIFE TABLE, CONT.

PLACEMENT BAND 1900-2008			EXPERIENCE BAND 1979-2008			
AGE AT BEGIN OF INTERVAL	EXPOSURES AT BEGINNING OF AGE INTERVAL	RETIREMENTS DURING AGE INTERVAL	RETMT RATIO	SURV RATIO	PCT SURV BEGIN OF INTERVAL	
39.5	276,707	821	0.0030	0.9970	48.23	
40.5	278,329	67,822	0.2437	0.7563	48.09	
41.5	210,507	24,691	0.1173	0.8827	36.37	
42.5	185,816	9,177	0.0494	0.9506	32.10	
43.5	163,470	121	0.0007	0.9993	30.51	
44.5	163,349	28,215	0.1727	0.8273	30.49	
45.5	145,438	27,181	0.1869	0.8131	25.22	
46.5	107,952	63,993	0.5928	0.4072	20.51	
47.5	47,003	29,759	0.6331	0.3669	8.35	
48.5	18,340	1,641	0.0895	0.9105	3.06	
49.5	21,559	20	0.0009	0.9991	2.79	
50.5	21,539		0.0000	1.0000	2.79	
51.5	21,539	2,272	0.1055	0.8945	2.79	
52.5	19,267		0.0000	1.0000	2.50	
53.5	9,114	1,969	0.2160	0.7840	2.50	
54.5	7,716	1,096	0.1420	0.8580	1.96	
55.5	6,620	4,860	0.7341	0.2659	1.68	
56.5	1,760		0.0000	1.0000	0.45	
57.5	1,760		0.0000	1.0000	0.45	
58.5	1,760		0.0000	1.0000	0.45	
59.5	1,760		0.0000	1.0000	0.45	
60.5	1,647		0.0000	1.0000	0.45	
61.5	1,647		0.0000	1.0000	0.45	
62.5	1,647	1,076	0.6533	0.3467	0.45	
63.5	571		0.0000	1.0000	0.16	
64.5	571		0.0000	1.0000	0.16	
65.5	1,027		0.0000	1.0000	0.16	
66.5	1,027		0.0000	1.0000	0.16	
67.5	1,027		0.0000	1.0000	0.16	
68.5	1,027		0.0000	1.0000	0.16	
69.5	1,027	571	0.5560	0.4440	0.16	
70.5	456		0.0000	1.0000	0.07	
71.5	456		0.0000	1.0000	0.07	
72.5	456	456	1.0000	0.0000	0.07	
73.5					0.00	
74.5						
75.5						
76.5						
77.5	2,904		0.0000			
78.5	34,324		0.0000			

KCP&L - GREATER MISSOURI OPERATIONS  
L&P JURISDICTION

ACCOUNT 353 STATION EQUIPMENT

ORIGINAL LIFE TABLE, CONT.

PLACEMENT BAND 1900-2008			EXPERIENCE BAND 1979-2008		
AGE AT BEGIN OF INTERVAL	EXPOSURES AT BEGINNING OF AGE INTERVAL	RETIREMENTS DURING AGE INTERVAL	RETMT RATIO	SURV RATIO	PCT SURV BEGIN OF INTERVAL
79.5	34,324		0.0000		
80.5	34,324		0.0000		
81.5	34,324		0.0000		
82.5	34,324		0.0000		
83.5	34,324	2,904	0.0846		
84.5	31,420		0.0000		
85.5	31,420		0.0000		
86.5	31,420		0.0000		
87.5	31,420		0.0000		
88.5	31,420		0.0000		
89.5	31,420		0.0000		
90.5	31,420		0.0000		
91.5	31,420		0.0000		
92.5	31,420	31,420	1.0000		
93.5					

KCP&L - GREATER MISSOURI OPERATIONS  
L&P JURISDICTION

ACCOUNT 353 STATION EQUIPMENT

ORIGINAL LIFE TABLE

PLACEMENT BAND 1900-2008			EXPERIENCE BAND 1989-2008		
AGE AT BEGIN OF INTERVAL	EXPOSURES AT BEGINNING OF AGE INTERVAL	RETIREMENTS DURING AGE INTERVAL	RETMT RATIO	SURV RATIO	PCT SURV BEGIN OF INTERVAL
0.0	9,162,365	711	0.0001	0.9999	100.00
0.5	9,509,573	82,486	0.0087	0.9913	99.99
1.5	8,456,566	3,230	0.0004	0.9996	99.12
2.5	8,427,672		0.0000	1.0000	99.08
3.5	8,245,540	117,044	0.0142	0.9858	99.08
4.5	8,095,999		0.0000	1.0000	97.67
5.5	7,962,077	7,515	0.0009	0.9991	97.67
6.5	5,895,520	3,711	0.0006	0.9994	97.58
7.5	5,294,003	2,765	0.0005	0.9995	97.52
8.5	5,879,806	9,015	0.0015	0.9985	97.47
9.5	5,869,420	19,482	0.0033	0.9967	97.32
10.5	5,718,772	14,726	0.0026	0.9974	97.00
11.5	5,528,958	14,920	0.0027	0.9973	96.75
12.5	5,349,315	55,928	0.0105	0.9895	96.49
13.5	5,266,720	1,529	0.0003	0.9997	95.48
14.5	4,150,869	157,900	0.0380	0.9620	95.45
15.5	2,511,274	6,670	0.0027	0.9973	91.82
16.5	1,758,299	23,116	0.0131	0.9869	91.57
17.5	3,469,742		0.0000	1.0000	90.37
18.5	3,788,993	152,701	0.0403	0.9597	90.37
19.5	3,547,859		0.0000	1.0000	86.73
20.5	3,566,663		0.0000	1.0000	86.73
21.5	4,468,610	608,870	0.1363	0.8637	86.73
22.5	3,844,959	296,235	0.0770	0.9230	74.91
23.5	3,395,279		0.0000	1.0000	69.14
24.5	3,421,382	48,517	0.0142	0.9858	69.14
25.5	3,215,463	21,352	0.0066	0.9934	68.16
26.5	3,195,746	209,055	0.0654	0.9346	67.71
27.5	2,977,304	25,807	0.0087	0.9913	63.28
28.5	1,583,703	21,726	0.0137	0.9863	62.73
29.5	1,551,006	6,882	0.0044	0.9956	61.87
30.5	1,491,733	2,555	0.0017	0.9983	61.60
31.5	1,314,513	11,158	0.0085	0.9915	61.50
32.5	1,324,363	71,861	0.0543	0.9457	60.98
33.5	1,244,132	24,288	0.0195	0.9805	57.67
34.5	965,464	147	0.0002	0.9998	56.55
35.5	965,317	15,381	0.0159	0.9841	56.54
36.5	981,263	11,835	0.0121	0.9879	55.64
37.5	179,938	26,649	0.1481	0.8519	54.97
38.5	102,244	10,798	0.1056	0.8944	46.83



KCP&L - GREATER MISSOURI OPERATIONS  
L&P JURISDICTION

ACCOUNT 353 STATION EQUIPMENT

ORIGINAL LIFE TABLE, CONT.

PLACEMENT BAND 1900-2008			EXPERIENCE BAND 1989-2008			
AGE AT BEGIN OF INTERVAL	EXPOSURES AT BEGINNING OF AGE INTERVAL	RETIREMENTS DURING AGE INTERVAL	RETMT RATIO	SURV RATIO	PCT SURV BEGIN OF INTERVAL	
39.5	89,969	103	0.0011	0.9989	41.88	
40.5	275,687	67,822	0.2460	0.7540	41.83	
41.5	207,865	24,691	0.1188	0.8812	31.54	
42.5	183,174	9,177	0.0501	0.9499	27.79	
43.5	160,808		0.0000	1.0000	26.40	
44.5	160,808	27,106	0.1686	0.8314	26.40	
45.5	144,006	27,181	0.1887	0.8113	21.95	
46.5	106,520	62,642	0.5881	0.4119	17.81	
47.5	43,938	29,759	0.6773	0.3227	7.34	
48.5	14,179	1,641	0.1157	0.8843	2.37	
49.5	12,538		0.0000	1.0000	2.10	
50.5	12,538		0.0000	1.0000	2.10	
51.5	12,538	2,272	0.1812	0.8188	2.10	
52.5	10,266		0.0000	1.0000	1.72	
53.5	113		0.0000	1.0000	1.72	
54.5	113		0.0000	1.0000	1.72	
55.5	113		0.0000	1.0000	1.72	
56.5	113		0.0000	1.0000	1.72	
57.5	1,189		0.0000	1.0000	1.72	
58.5	1,189		0.0000	1.0000	1.72	
59.5	1,189		0.0000	1.0000	1.72	
60.5	1,076		0.0000	1.0000	1.72	
61.5	1,076		0.0000	1.0000	1.72	
62.5	1,076	1,076	1.0000	0.0000	1.72	
63.5					0.00	
64.5	571		0.0000			
65.5	571		0.0000			
66.5	571		0.0000			
67.5	571		0.0000			
68.5	571		0.0000			
69.5	571	571	1.0000			
70.5						
71.5						
72.5						
73.5						
74.5						
75.5						
76.5						
77.5						
78.5						

KCP&L - GREATER MISSOURI OPERATIONS  
L&P JURISDICTION

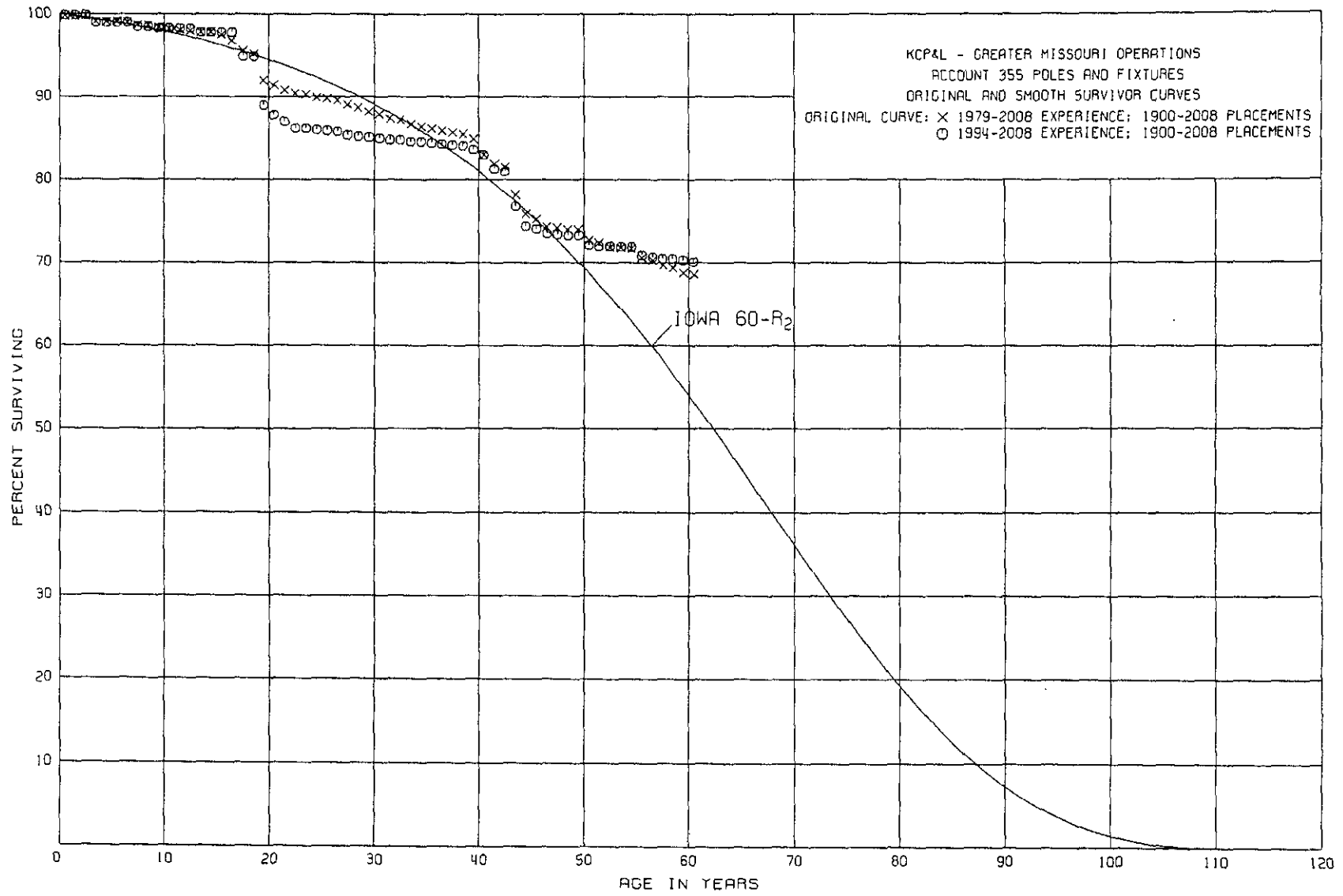
ACCOUNT 353 STATION EQUIPMENT

ORIGINAL LIFE TABLE, CONT.

PLACEMENT BAND 1900-2008			EXPERIENCE BAND 1989-2008		
AGE AT BEGIN OF INTERVAL	EXPOSURES AT BEGINNING OF AGE INTERVAL	RETIREMENTS DURING AGE INTERVAL	RETMT RATIO	SURV RATIO	PCT SURV BEGIN OF INTERVAL
79.5					
80.5					
81.5					
82.5					
83.5					
84.5					
85.5					
86.5					
87.5					
88.5	31,420			0.0000	
89.5	31,420			0.0000	
90.5	31,420			0.0000	
91.5	31,420			0.0000	
92.5	31,420	31,420	1.0000		
93.5					

III-64

Schedule JSS2010-2



KCP&L - GREATER MISSOURI OPERATIONS  
L&P JURISDICTION

ACCOUNT 355 POLES AND FIXTURES

ORIGINAL LIFE TABLE

PLACEMENT BAND 1900-2008			EXPERIENCE BAND 1979-2008		
AGE AT BEGIN OF INTERVAL	EXPOSURES AT BEGINNING OF AGE INTERVAL	RETIREMENTS DURING AGE INTERVAL	RETMT RATIO	SURV RATIO	PCT SURV BEGIN OF INTERVAL
0.0	6,287,830	12,789	0.0020	0.9980	100.00
0.5	6,950,124	419	0.0001	0.9999	99.80
1.5	6,710,578		0.0000	1.0000	99.79
2.5	6,677,851	44,050	0.0066	0.9934	99.79
3.5	6,720,317	123	0.0000	1.0000	99.13
4.5	6,273,929	2,173	0.0003	0.9997	99.13
5.5	6,091,215	6,541	0.0011	0.9989	99.10
6.5	5,967,198	18,875	0.0032	0.9968	98.99
7.5	6,030,074	435	0.0001	0.9999	98.67
8.5	8,054,303	20,699	0.0026	0.9974	98.66
9.5	7,991,993	19,958	0.0025	0.9975	98.40
10.5	7,911,878	3,547	0.0004	0.9996	98.15
11.5	7,863,409	5,592	0.0007	0.9993	98.11
12.5	6,200,654	12,398	0.0020	0.9980	98.04
13.5	5,932,625		0.0000	1.0000	97.84
14.5	5,516,627	20,469	0.0037	0.9963	97.84
15.5	5,248,282	37,861	0.0072	0.9928	97.48
16.5	5,194,446	62,997	0.0121	0.9879	96.78
17.5	5,076,787	23,133	0.0046	0.9954	95.61
18.5	5,019,278	165,657	0.0330	0.9670	95.17
19.5	4,888,218	35,237	0.0072	0.9928	92.03
20.5	4,761,873	27,757	0.0058	0.9942	91.37
21.5	4,786,149	21,704	0.0045	0.9955	90.84
22.5	4,666,981	5,858	0.0013	0.9987	90.43
23.5	4,669,122	21,976	0.0047	0.9953	90.31
24.5	4,662,235	6,743	0.0014	0.9986	89.89
25.5	4,671,584	8,718	0.0019	0.9981	89.76
26.5	4,664,252	27,278	0.0058	0.9942	89.59
27.5	4,500,978	16,563	0.0037	0.9963	89.07
28.5	4,463,396	29,421	0.0066	0.9934	88.74
29.5	3,637,727	11,269	0.0031	0.9969	88.15
30.5	3,345,383	17,462	0.0052	0.9948	87.88
31.5	3,324,762	8,544	0.0026	0.9974	87.42
32.5	3,288,806	17,389	0.0053	0.9947	87.19
33.5	2,847,186	10,569	0.0037	0.9963	86.73
34.5	2,819,640	9,002	0.0032	0.9968	86.41
35.5	2,803,597	7,366	0.0026	0.9974	86.13
36.5	2,784,614	7,758	0.0028	0.9972	85.91
37.5	2,753,278	5,871	0.0021	0.9979	85.67
38.5	806,951	5,494	0.0068	0.9932	85.49

KCP&L - GREATER MISSOURI OPERATIONS  
L&P JURISDICTION

ACCOUNT 355 POLES AND FIXTURES

ORIGINAL LIFE TABLE, CONT.

PLACEMENT BAND 1900-2008			EXPERIENCE BAND 1979-2008			
AGE AT BEGIN OF INTERVAL	EXPOSURES AT BEGINNING OF AGE INTERVAL	RETIREMENTS DURING AGE INTERVAL	RETMT RATIO	SURV RATIO	PCT SURV BEGIN OF INTERVAL	
39.5	788,770	17,772	0.0225	0.9775	84.91	
40.5	636,495	8,700	0.0137	0.9863	83.00	
41.5	610,840	2,902	0.0048	0.9952	81.86	
42.5	560,992	22,632	0.0403	0.9597	81.47	
43.5	512,368	14,781	0.0288	0.9712	78.19	
44.5	488,761	4,334	0.0089	0.9911	75.94	
45.5	479,096	6,014	0.0126	0.9874	75.26	
46.5	491,905	774	0.0016	0.9984	74.31	
47.5	490,251	983	0.0020	0.9980	74.19	
48.5	487,002	509	0.0010	0.9990	74.04	
49.5	468,163	8,226	0.0176	0.9824	73.97	
50.5	460,819	1,547	0.0034	0.9966	72.67	
51.5	431,474	3,047	0.0071	0.9929	72.42	
52.5	427,299	744	0.0017	0.9983	71.91	
53.5	393,759	387	0.0010	0.9990	71.79	
54.5	375,628	5,905	0.0157	0.9843	71.72	
55.5	358,486	1,355	0.0038	0.9962	70.59	
56.5	356,489	3,377	0.0095	0.9905	70.32	
57.5	351,196	1,467	0.0042	0.9958	69.65	
58.5	348,257	2,866	0.0082	0.9918	69.36	
59.5	344,833	862	0.0025	0.9975	68.79	
60.5	18,370	78	0.0042	0.9958	68.62	
61.5	17,935	236	0.0132	0.9868	68.33	
62.5	17,330	720	0.0415	0.9585	67.43	
63.5	16,498	504	0.0305	0.9695	64.63	
64.5	15,994	299	0.0187	0.9813	62.66	
65.5	15,582	198	0.0127	0.9873	61.49	
66.5	14,618	82	0.0056	0.9944	60.71	
67.5	14,003	71	0.0051	0.9949	60.37	
68.5	13,913	101	0.0073	0.9927	60.06	
69.5	13,845	53	0.0038	0.9962	59.62	
70.5	13,771	2	0.0001	0.9999	59.39	
71.5	13,698	6	0.0004	0.9996	59.38	
72.5	12,537	41	0.0033	0.9967	59.36	
73.5	12,496	300	0.0240	0.9760	59.16	
74.5	12,196	1,197	0.0981	0.9019	57.74	
75.5	10,999	632	0.0575	0.9425	52.08	
76.5	10,367	138	0.0133	0.9867	49.09	
77.5	9,935	54	0.0054	0.9946	48.44	
78.5	11,398	166	0.0146	0.9854	48.18	

KCP&L - GREATER MISSOURI OPERATIONS  
L&P JURISDICTION

ACCOUNT 355 POLES AND FIXTURES

ORIGINAL LIFE TABLE, CONT.

PLACEMENT BAND 1900-2008			EXPERIENCE BAND 1979-2008			
AGE AT BEGIN OF INTERVAL	EXPOSURES AT BEGINNING OF AGE INTERVAL	RETIREMENTS DURING AGE INTERVAL	RETMT RATIO	SURV RATIO	PCT SURV BEGIN OF INTERVAL	
79.5	10,443	7	0.0007	0.9993	47.48	
80.5	2,998	33	0.0110	0.9890	47.45	
81.5	2,965		0.0000	1.0000	46.93	
82.5	2,965		0.0000	1.0000	46.93	
83.5	2,965		0.0000	1.0000	46.93	
84.5	2,965		0.0000	1.0000	46.93	
85.5	2,965		0.0000	1.0000	46.93	
86.5	2,965		0.0000	1.0000	46.93	
87.5	2,965		0.0000	1.0000	46.93	
88.5	2,965		0.0000	1.0000	46.93	
89.5	2,965		0.0000	1.0000	46.93	
90.5	2,965		0.0000	1.0000	46.93	
91.5	2,965		0.0000	1.0000	46.93	
92.5	2,965		0.0000	1.0000	46.93	
93.5	2,965	2,965	1.0000	0.0000	46.93	
94.5					0.00	

KCP&L - GREATER MISSOURI OPERATIONS  
L&P JURISDICTION

ACCOUNT 355 POLES AND FIXTURES

ORIGINAL LIFE TABLE

PLACEMENT BAND 1900-2008			EXPERIENCE BAND 1994-2008		
AGE AT BEGIN OF INTERVAL	EXPOSURES AT BEGINNING OF AGE INTERVAL	RETIREMENTS DURING AGE INTERVAL	RETMT RATIO	SURV RATIO	PCT SURV BEGIN OF INTERVAL
0.0	4,462,152		0.0000	1.0000	100.00
0.5	4,730,687	419	0.0001	0.9999	100.00
1.5	4,508,732		0.0000	1.0000	99.99
2.5	4,503,849	44,050	0.0098	0.9902	99.99
3.5	3,979,785		0.0000	1.0000	99.01
4.5	3,473,305	2,173	0.0006	0.9994	99.01
5.5	3,399,914		0.0000	1.0000	98.95
6.5	3,287,010	15,984	0.0049	0.9951	98.95
7.5	3,419,409	264	0.0001	0.9999	98.47
8.5	3,454,367	5,509	0.0016	0.9984	98.46
9.5	3,436,719		0.0000	1.0000	98.30
10.5	3,238,187	1	0.0000	1.0000	98.30
11.5	3,172,483	674	0.0002	0.9998	98.30
12.5	1,626,043	8,276	0.0051	0.9949	98.28
13.5	1,362,863		0.0000	1.0000	97.78
14.5	1,785,720		0.0000	1.0000	97.78
15.5	2,186,007	369	0.0002	0.9998	97.78
16.5	2,177,505	62,997	0.0289	0.9711	97.76
17.5	2,085,372		0.0000	1.0000	94.93
18.5	2,628,943	165,657	0.0630	0.9370	94.93
19.5	2,493,835	32,868	0.0132	0.9868	88.95
20.5	2,352,152	21,876	0.0093	0.9907	87.78
21.5	2,331,830	21,494	0.0092	0.9908	86.96
22.5	2,237,140		0.0000	1.0000	86.16
23.5	4,180,550	6,719	0.0016	0.9984	86.16
24.5	4,172,993	5,510	0.0013	0.9987	86.02
25.5	4,305,788	5,749	0.0013	0.9987	85.91
26.5	4,319,585	21,429	0.0050	0.9950	85.80
27.5	4,187,924	6,533	0.0016	0.9984	85.37
28.5	4,186,937	7,469	0.0018	0.9982	85.23
29.5	3,395,548	1,680	0.0005	0.9995	85.08
30.5	2,756,725	6,236	0.0023	0.9977	85.04
31.5	2,739,851	2,863	0.0010	0.9990	84.84
32.5	2,709,845	5,178	0.0019	0.9981	84.76
33.5	2,283,136		0.0000	1.0000	84.60
34.5	2,292,937	5,675	0.0025	0.9975	84.60
35.5	2,296,725	1,595	0.0007	0.9993	84.39
36.5	2,311,970	4,179	0.0018	0.9982	84.33
37.5	2,279,384	1,765	0.0008	0.9992	84.18
38.5	363,470	2,427	0.0067	0.9933	84.11

KCP&L - GREATER MISSOURI OPERATIONS  
L&P JURISDICTION

ACCOUNT 355 POLES AND FIXTURES

ORIGINAL LIFE TABLE, CONT.

PLACEMENT BAND 1900-2008                      EXPERIENCE BAND 1994-2008

AGE AT BEGIN OF INTERVAL	EXPOSURES AT BEGINNING OF AGE INTERVAL	RETIREMENTS DURING AGE INTERVAL	RETMT RATIO	SURV RATIO	PCT SURV BEGIN OF INTERVAL
39.5	367,300	2,400	0.0065	0.9935	83.55
40.5	244,655	5,027	0.0205	0.9795	83.01
41.5	221,781	732	0.0033	0.9967	81.31
42.5	181,934	9,632	0.0529	0.9471	81.04
43.5	148,041	4,449	0.0301	0.9699	76.75
44.5	135,262	567	0.0042	0.9958	74.44
45.5	467,506	4,102	0.0088	0.9912	74.13
46.5	482,172	259	0.0005	0.9995	73.48
47.5	481,115	947	0.0020	0.9980	73.44
48.5	476,048		0.0000	1.0000	73.29
49.5	452,218	7,187	0.0159	0.9841	73.29
50.5	430,548	895	0.0021	0.9979	72.12
51.5	402,999	106	0.0003	0.9997	71.97
52.5	402,883	95	0.0002	0.9998	71.95
53.5	370,051	82	0.0002	0.9998	71.94
54.5	352,225	5,131	0.0146	0.9854	71.93
55.5	336,713	743	0.0022	0.9978	70.88
56.5	335,668	976	0.0029	0.9971	70.72
57.5	334,292	297	0.0009	0.9991	70.51
58.5	332,523	687	0.0021	0.9979	70.45
59.5	331,278	839	0.0025	0.9975	70.30
60.5	4,936	78	0.0158	0.9842	70.12
61.5	4,619	236	0.0511	0.9489	69.01
62.5	4,389	289	0.0658	0.9342	65.48
63.5	5,863	309	0.0527	0.9473	61.17
64.5	8,019	299	0.0373	0.9627	57.95
65.5	15,582	198	0.0127	0.9873	55.79
66.5	14,618	82	0.0056	0.9944	55.08
67.5	14,003	71	0.0051	0.9949	54.77
68.5	13,913	101	0.0073	0.9927	54.49
69.5	13,812	53	0.0038	0.9962	54.09
70.5	13,738	2	0.0001	0.9999	53.88
71.5	13,665	6	0.0004	0.9996	53.87
72.5	12,504	41	0.0033	0.9967	53.85
73.5	12,463	300	0.0241	0.9759	53.67
74.5	12,163	1,197	0.0984	0.9016	52.38
75.5	10,966	632	0.0576	0.9424	47.23
76.5	10,334	138	0.0134	0.9866	44.51
77.5	9,902	54	0.0055	0.9945	43.91
78.5	8,400	166	0.0198	0.9802	43.67



KCP&L - GREATER MISSOURI OPERATIONS  
L&P JURISDICTION

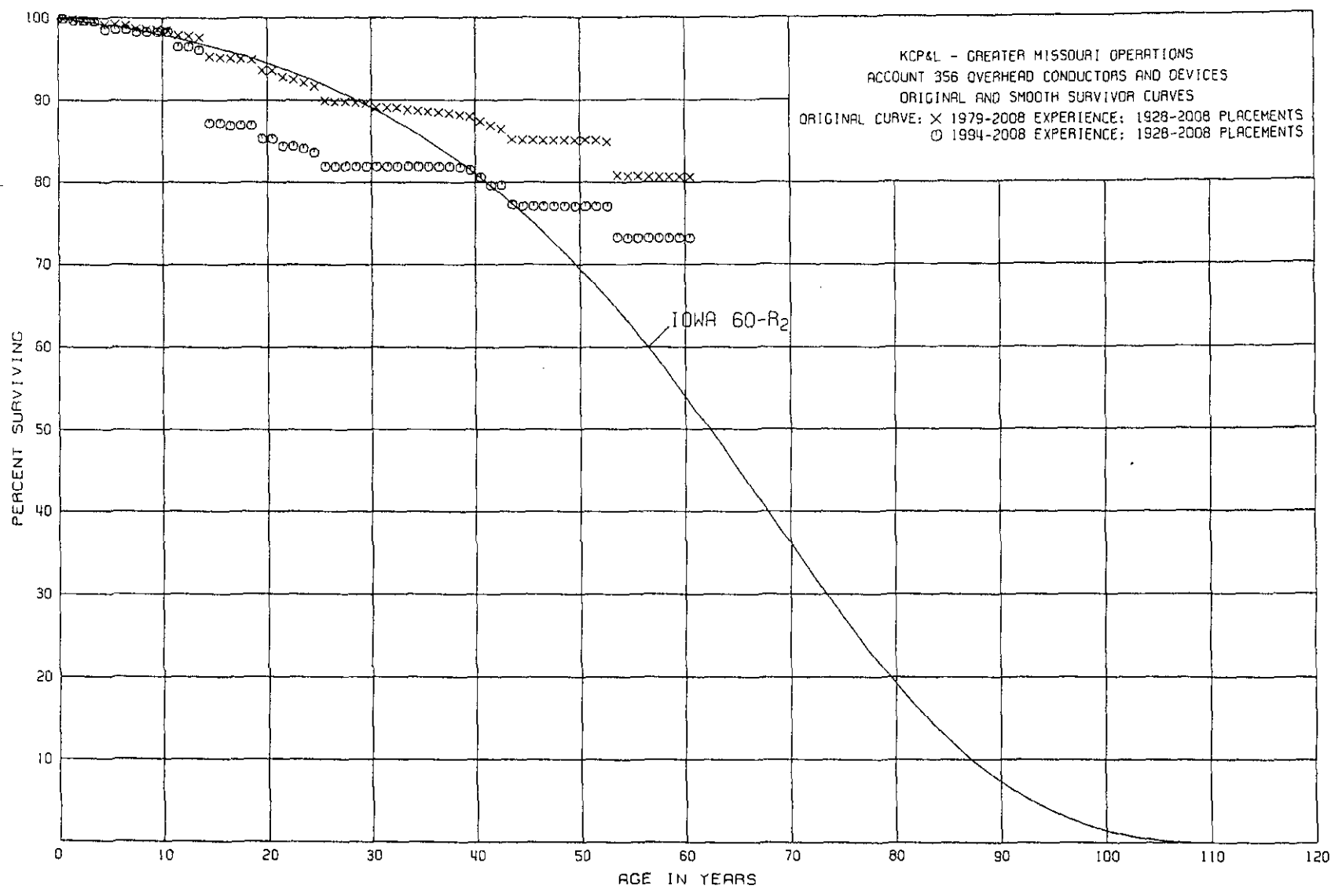
ACCOUNT 355 POLES AND FIXTURES

ORIGINAL LIFE TABLE, CONT.

PLACEMENT BAND 1900-2008			EXPERIENCE BAND 1994-2008			
AGE AT BEGIN OF INTERVAL	EXPOSURES AT BEGINNING OF AGE INTERVAL	RETIREMENTS DURING AGE INTERVAL	RETMT RATIO	SURV RATIO	PCT SURV BEGIN OF INTERVAL	
79.5	7,445	7	0.0009	0.9991	42.81	
80.5					42.77	
81.5						
82.5						
83.5						
84.5						
85.5						
86.5						
87.5						
88.5						
89.5						
90.5						
91.5						
92.5						
93.5	2,965	2,965	1.0000			
94.5						

III-71

Schedule JSS2010-2



KCP&L - GREATER MISSOURI OPERATIONS  
L&P JURISDICTION

ACCOUNT 356 OVERHEAD CONDUCTORS AND DEVICES

ORIGINAL LIFE TABLE

PLACEMENT BAND 1928-2008 EXPERIENCE BAND 1979-2008

AGE AT BEGIN OF INTERVAL	EXPOSURES AT BEGINNING OF AGE INTERVAL	RETIREMENTS DURING AGE INTERVAL	RETMT RATIO	SURV RATIO	PCT SURV BEGIN OF INTERVAL
0.0	3,678,073		0.0000	1.0000	100.00
0.5	4,457,366	8,570	0.0019	0.9981	100.00
1.5	4,452,727	3,527	0.0008	0.9992	99.81
2.5	4,531,489	2,357	0.0005	0.9995	99.73
3.5	5,142,092	26,208	0.0051	0.9949	99.68
4.5	5,141,712	551	0.0001	0.9999	99.17
5.5	5,134,544	2,346	0.0005	0.9995	99.16
6.5	5,140,581	22,004	0.0043	0.9957	99.11
7.5	5,285,809	2,308	0.0004	0.9996	98.68
8.5	7,059,549	538	0.0001	0.9999	98.64
9.5	7,071,569	15,332	0.0022	0.9978	98.63
10.5	7,038,541	39,261	0.0056	0.9944	98.41
11.5	6,944,180	3,485	0.0005	0.9995	97.86
12.5	6,282,868	12,356	0.0020	0.9980	97.81
13.5	6,273,851	148,869	0.0237	0.9763	97.61
14.5	5,845,519	4,903	0.0008	0.9992	95.30
15.5	5,627,566	8,716	0.0015	0.9985	95.22
16.5	5,599,596	4,577	0.0008	0.9992	95.08
17.5	5,612,941	3,937	0.0007	0.9993	95.00
18.5	5,643,019	77,341	0.0137	0.9863	94.93
19.5	5,619,131	4,961	0.0009	0.9991	93.63
20.5	5,570,877	47,084	0.0085	0.9915	93.55
21.5	5,593,706	16,700	0.0030	0.9970	92.75
22.5	5,560,964	21,701	0.0039	0.9961	92.47
23.5	5,442,685	27,064	0.0050	0.9950	92.11
24.5	5,340,156	100,285	0.0188	0.9812	91.65
25.5	5,223,318	6,959	0.0013	0.9987	89.93
26.5	5,198,211	208	0.0000	1.0000	89.81
27.5	5,127,143	8,515	0.0017	0.9983	89.81
28.5	5,018,750	4,570	0.0009	0.9991	89.66
29.5	4,020,987	21,401	0.0053	0.9947	89.58
30.5	3,524,529	2,031	0.0006	0.9994	89.11
31.5	3,464,074	1	0.0000	1.0000	89.06
32.5	3,348,030	10,334	0.0031	0.9969	89.06
33.5	2,707,472	2,919	0.0011	0.9989	88.78
34.5	2,637,614	1,218	0.0005	0.9995	88.68
35.5	2,625,561	4,333	0.0017	0.9983	88.64
36.5	2,609,431	3,439	0.0013	0.9987	88.49
37.5	2,570,231	5,044	0.0020	0.9980	88.37
38.5	787,656	1,569	0.0020	0.9980	88.19
39.5	784,722	5,777	0.0074	0.9926	88.01

KCP&L - GREATER MISSOURI OPERATIONS  
L&P JURISDICTION

ACCOUNT 356 OVERHEAD CONDUCTORS AND DEVICES

ORIGINAL LIFE TABLE, CONT.

PLACEMENT BAND 1928-2008			EXPERIENCE BAND 1979-2008		
AGE AT BEGIN OF INTERVAL	EXPOSURES AT BEGINNING OF AGE INTERVAL	RETIREMENTS DURING AGE INTERVAL	RETMT RATIO	SURV RATIO	PCT SURV BEGIN OF INTERVAL
40.5	657,314	3,439	0.0052	0.9948	87.36
41.5	639,345	3,455	0.0054	0.9946	86.91
42.5	634,585	8,917	0.0141	0.9859	86.44
43.5	607,003	745	0.0012	0.9988	85.22
44.5	598,135	104	0.0002	0.9998	85.12
45.5	580,729	1	0.0000	1.0000	85.10
46.5	578,622	137	0.0002	0.9998	85.10
47.5	565,651	15	0.0000	1.0000	85.08
48.5	557,309		0.0000	1.0000	85.08
49.5	487,146	9	0.0000	1.0000	85.08
50.5	483,193	179	0.0004	0.9996	85.08
51.5	398,845	818	0.0021	0.9979	85.05
52.5	395,412	19,055	0.0482	0.9518	84.87
53.5	347,432	509	0.0015	0.9985	80.78
54.5	332,502		0.0000	1.0000	80.66
55.5	330,887	217	0.0007	0.9993	80.66
56.5	326,267		0.0000	1.0000	80.60
57.5	309,574	24	0.0001	0.9999	80.60
58.5	308,262	5	0.0000	1.0000	80.59
59.5	308,257	6	0.0000	1.0000	80.59
60.5	16,757	3	0.0002	0.9998	80.59
61.5	13,458	3	0.0002	0.9998	80.57
62.5	13,455		0.0000	1.0000	80.55
63.5	13,338	5	0.0004	0.9996	80.55
64.5	13,333	1,555	0.1166	0.8834	80.52
65.5	11,778		0.0000	1.0000	71.13
66.5	11,185		0.0000	1.0000	71.13
67.5	9,756		0.0000	1.0000	71.13
68.5	9,109	242	0.0266	0.9734	71.13
69.5	8,773		0.0000	1.0000	69.24
70.5	3,319		0.0000	1.0000	69.24
71.5	3,319		0.0000	1.0000	69.24
72.5	3,319	160	0.0482	0.9518	69.24
73.5	3,159	10	0.0032	0.9968	65.90
74.5	3,149		0.0000	1.0000	65.69
75.5	3,079		0.0000	1.0000	65.69
76.5	3,079		0.0000	1.0000	65.69
77.5	3,079		0.0000	1.0000	65.69
78.5	2,019		0.0000	1.0000	65.69
79.5	932		0.0000	1.0000	65.69
80.5					65.69

KCP&L - GREATER MISSOURI OPERATIONS  
L&P JURISDICTION

ACCOUNT 356 OVERHEAD CONDUCTORS AND DEVICES

ORIGINAL LIFE TABLE

PLACEMENT BAND 1928-2008                      EXPERIENCE BAND 1994-2008

AGE AT BEGIN OF INTERVAL	EXPOSURES AT BEGINNING OF AGE INTERVAL	RETIREMENTS DURING AGE INTERVAL	RETMT RATIO	SURV RATIO	PCT SURV BEGIN OF INTERVAL
0.0	1,584,152		0.0000	1.0000	100.00
0.5	1,795,959	5,392	0.0030	0.9970	100.00
1.5	1,744,088	68	0.0000	1.0000	99.70
2.5	1,732,000	1,478	0.0009	0.9991	99.70
3.5	1,662,832	16,697	0.0100	0.9900	99.61
4.5	1,609,947	53	0.0000	1.0000	98.61
5.5	1,642,582		0.0000	1.0000	98.61
6.5	1,793,867	5,230	0.0029	0.9971	98.61
7.5	1,809,728	111	0.0001	0.9999	98.32
8.5	1,904,554		0.0000	1.0000	98.31
9.5	1,965,234		0.0000	1.0000	98.31
10.5	1,819,026	32,878	0.0181	0.9819	98.31
11.5	1,735,746	440	0.0003	0.9997	96.53
12.5	1,192,065	4,726	0.0040	0.9960	96.50
13.5	1,304,152	120,713	0.0926	0.9074	96.11
14.5	1,883,697		0.0000	1.0000	87.21
15.5	2,447,777	8,378	0.0034	0.9966	87.21
16.5	2,484,360	171	0.0001	0.9999	86.91
17.5	2,604,569	1,576	0.0006	0.9994	86.90
18.5	3,292,741	58,482	0.0178	0.9822	86.85
19.5	3,284,481	1,230	0.0004	0.9996	85.30
20.5	3,243,197	33,507	0.0103	0.9897	85.27
21.5	3,187,389		0.0000	1.0000	84.39
22.5	3,315,454	13,050	0.0039	0.9961	84.39
23.5	4,975,215	26,620	0.0054	0.9946	84.06
24.5	4,860,019	98,906	0.0204	0.9796	83.61
25.5	4,871,588		0.0000	1.0000	81.90
26.5	4,863,213	1	0.0000	1.0000	81.90
27.5	4,752,234		0.0000	1.0000	81.90
28.5	4,669,989	1,037	0.0002	0.9998	81.90
29.5	3,683,904	1	0.0000	1.0000	81.88
30.5	2,912,498	22	0.0000	1.0000	81.88
31.5	2,847,476	1	0.0000	1.0000	81.88
32.5	2,744,444	126	0.0000	1.0000	81.88
33.5	2,124,483	19	0.0000	1.0000	81.88
34.5	2,129,040	371	0.0002	0.9998	81.88
35.5	2,124,608		0.0000	1.0000	81.86
36.5	2,199,942	202	0.0001	0.9999	81.86
37.5	2,163,936	1,565	0.0007	0.9993	81.85
38.5	417,168	1,452	0.0035	0.9965	81.79
39.5	430,163	5,018	0.0117	0.9883	81.50

KCP&L - GREATER MISSOURI OPERATIONS  
L&P JURISDICTION

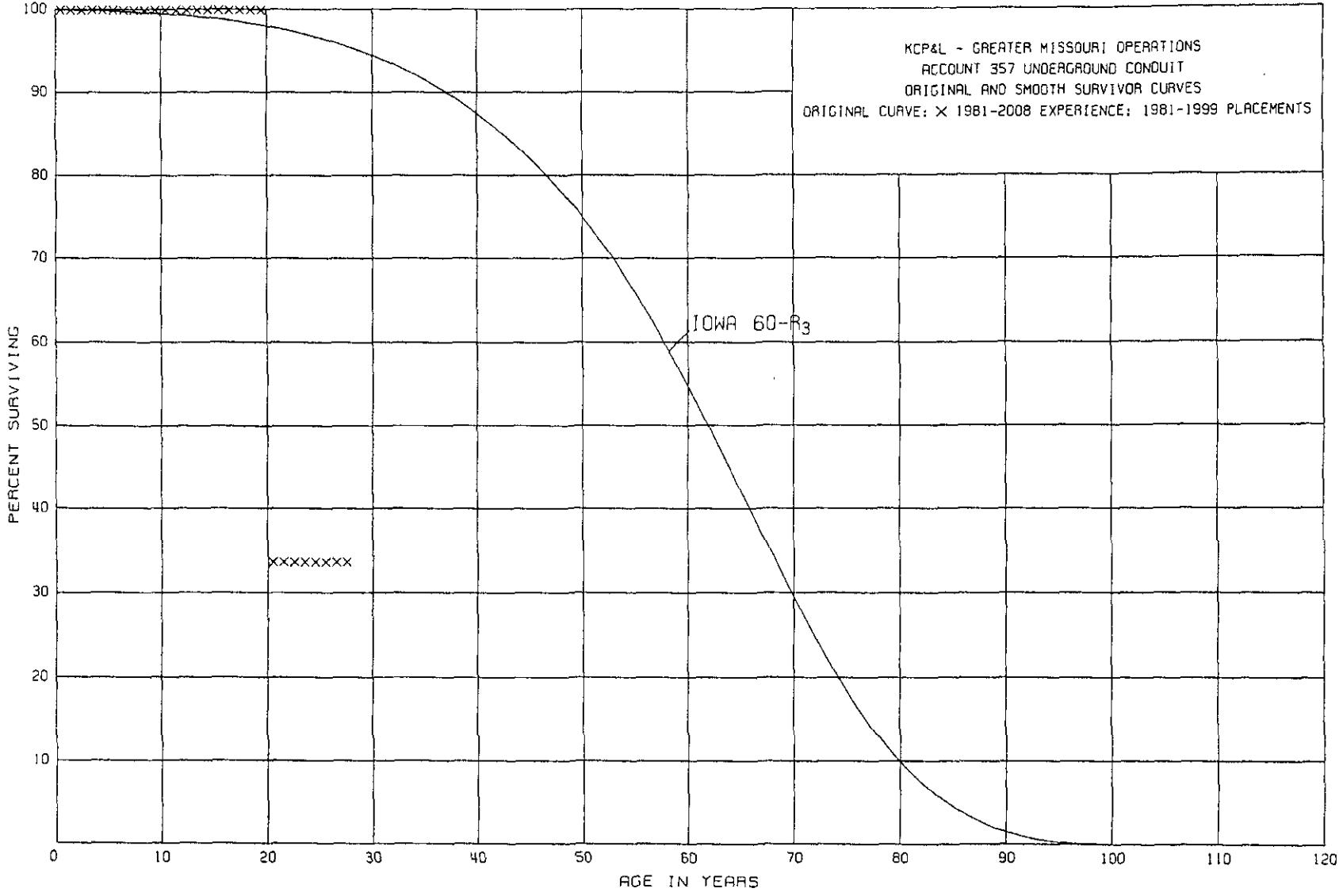
ACCOUNT 356 OVERHEAD CONDUCTORS AND DEVICES

ORIGINAL LIFE TABLE, CONT.

PLACEMENT BAND 1928-2008			EXPERIENCE BAND 1994-2008			
AGE AT BEGIN OF INTERVAL	EXPOSURES AT BEGINNING OF AGE INTERVAL	RETIREMENTS DURING AGE INTERVAL	RETMT RATIO	SURV RATIO	PCT SURV BEGIN OF INTERVAL	
40.5	297,878	3,412	0.0115	0.9885	80.55	
41.5	284,339		0.0000	1.0000	79.62	
42.5	308,045	8,904	0.0289	0.9711	79.62	
43.5	281,764	741	0.0026	0.9974	77.32	
44.5	272,900	1	0.0000	1.0000	77.12	
45.5	565,992	1	0.0000	1.0000	77.12	
46.5	567,153		0.0000	1.0000	77.12	
47.5	554,319		0.0000	1.0000	77.12	
48.5	545,049		0.0000	1.0000	77.12	
49.5	473,582		0.0000	1.0000	77.12	
50.5	468,112		0.0000	1.0000	77.12	
51.5	384,542	85	0.0002	0.9998	77.12	
52.5	383,834	19,055	0.0496	0.9504	77.10	
53.5	336,501	505	0.0015	0.9985	73.28	
54.5	321,669		0.0000	1.0000	73.17	
55.5	327,305		0.0000	1.0000	73.17	
56.5	322,902		0.0000	1.0000	73.17	
57.5	306,209		0.0000	1.0000	73.17	
58.5	304,921		0.0000	1.0000	73.17	
59.5	304,921		0.0000	1.0000	73.17	
60.5	13,507		0.0000	1.0000	73.17	
61.5	10,219	3	0.0003	0.9997	73.17	
62.5	10,216		0.0000	1.0000	73.15	
63.5	11,159	5	0.0004	0.9996	73.15	
64.5	12,241	1,555	0.1270	0.8730	73.12	
65.5	11,778		0.0000	1.0000	63.83	
66.5	11,185		0.0000	1.0000	63.83	
67.5	9,756		0.0000	1.0000	63.83	
68.5	9,109	242	0.0266	0.9734	63.83	
69.5	8,773		0.0000	1.0000	62.13	
70.5	3,319		0.0000	1.0000	62.13	
71.5	3,319		0.0000	1.0000	62.13	
72.5	3,319	160	0.0482	0.9518	62.13	
73.5	3,159	10	0.0032	0.9968	59.14	
74.5	3,149		0.0000	1.0000	58.95	
75.5	3,079		0.0000	1.0000	58.95	
76.5	3,079		0.0000	1.0000	58.95	
77.5	3,079		0.0000	1.0000	58.95	
78.5	2,019		0.0000	1.0000	58.95	
79.5	932		0.0000	1.0000	58.95	
80.5					58.95	

III-76

Schedule JS2010-2



KCP&L - GREATER MISSOURI OPERATIONS  
L&P JURISDICTION

ACCOUNT 357 UNDERGROUND CONDUIT

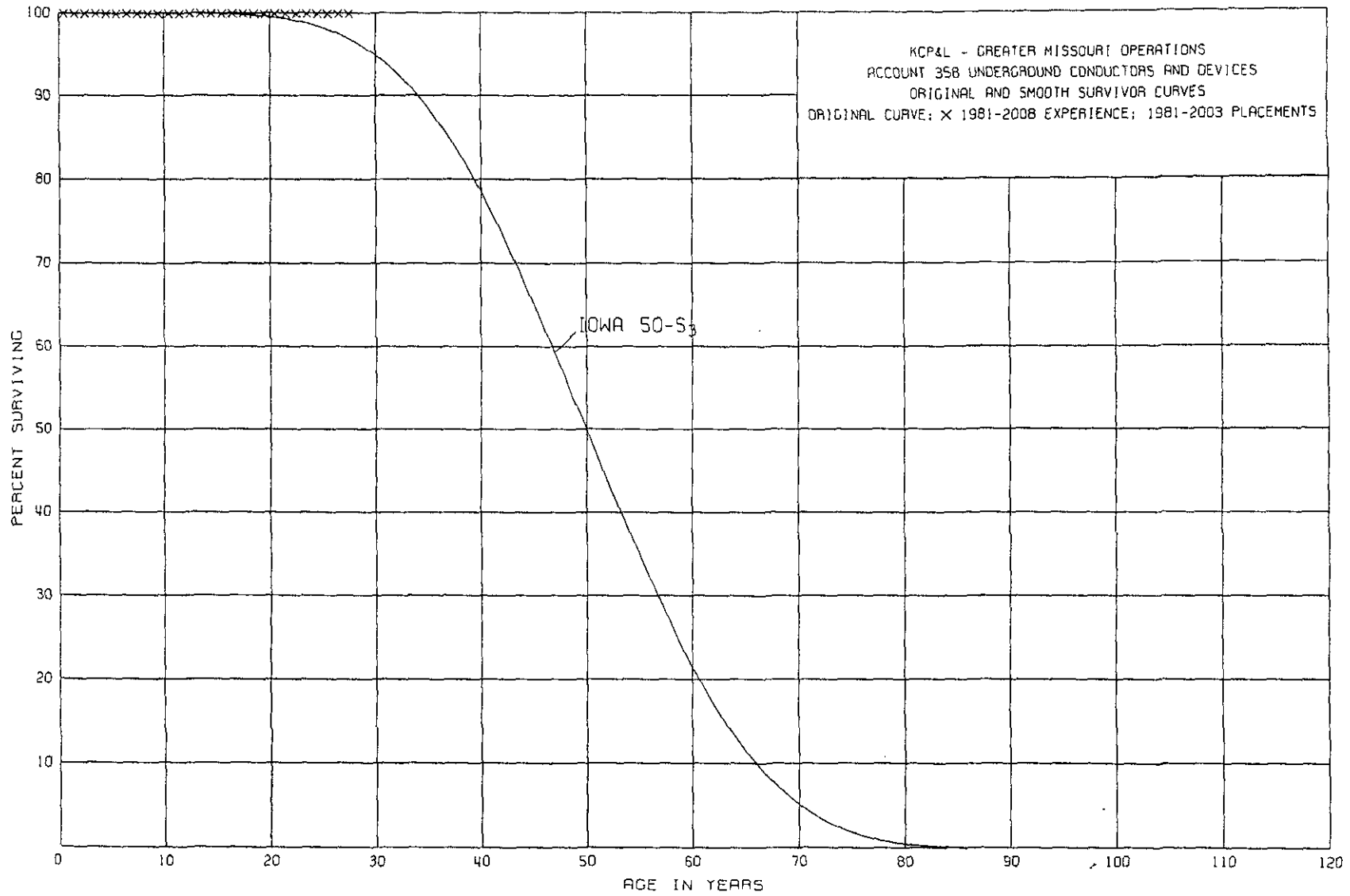
ORIGINAL LIFE TABLE

PLACEMENT BAND 1981-1999			EXPERIENCE BAND 1981-2008		
AGE AT BEGIN OF INTERVAL	EXPOSURES AT BEGINNING OF AGE INTERVAL	RETIREMENTS DURING AGE INTERVAL	RETMT RATIO	SURV RATIO	PCT SURV BEGIN OF INTERVAL
0.0	13,708		0.0000	1.0000	100.00
0.5	13,708		0.0000	1.0000	100.00
1.5	13,708		0.0000	1.0000	100.00
2.5	13,708		0.0000	1.0000	100.00
3.5	13,708		0.0000	1.0000	100.00
4.5	13,708		0.0000	1.0000	100.00
5.5	13,708		0.0000	1.0000	100.00
6.5	13,708		0.0000	1.0000	100.00
7.5	22,944		0.0000	1.0000	100.00
8.5	22,944		0.0000	1.0000	100.00
9.5	22,944		0.0000	1.0000	100.00
10.5	19,465		0.0000	1.0000	100.00
11.5	19,465		0.0000	1.0000	100.00
12.5	19,465		0.0000	1.0000	100.00
13.5	19,465		0.0000	1.0000	100.00
14.5	10,229		0.0000	1.0000	100.00
15.5	10,229		0.0000	1.0000	100.00
16.5	10,229		0.0000	1.0000	100.00
17.5	10,229		0.0000	1.0000	100.00
18.5	10,229		0.0000	1.0000	100.00
19.5	10,229	6,796	0.6644	0.3356	100.00
20.5	3,433		0.0000	1.0000	33.56
21.5	3,433		0.0000	1.0000	33.56
22.5	3,433		0.0000	1.0000	33.56
23.5	3,433		0.0000	1.0000	33.56
24.5	3,433		0.0000	1.0000	33.56
25.5	3,433		0.0000	1.0000	33.56
26.5	3,433		0.0000	1.0000	33.56
27.5					33.56



III-78

Schedule JSS2010-2



KCP&L - GREATER MISSOURI OPERATIONS  
L&P JURISDICTION

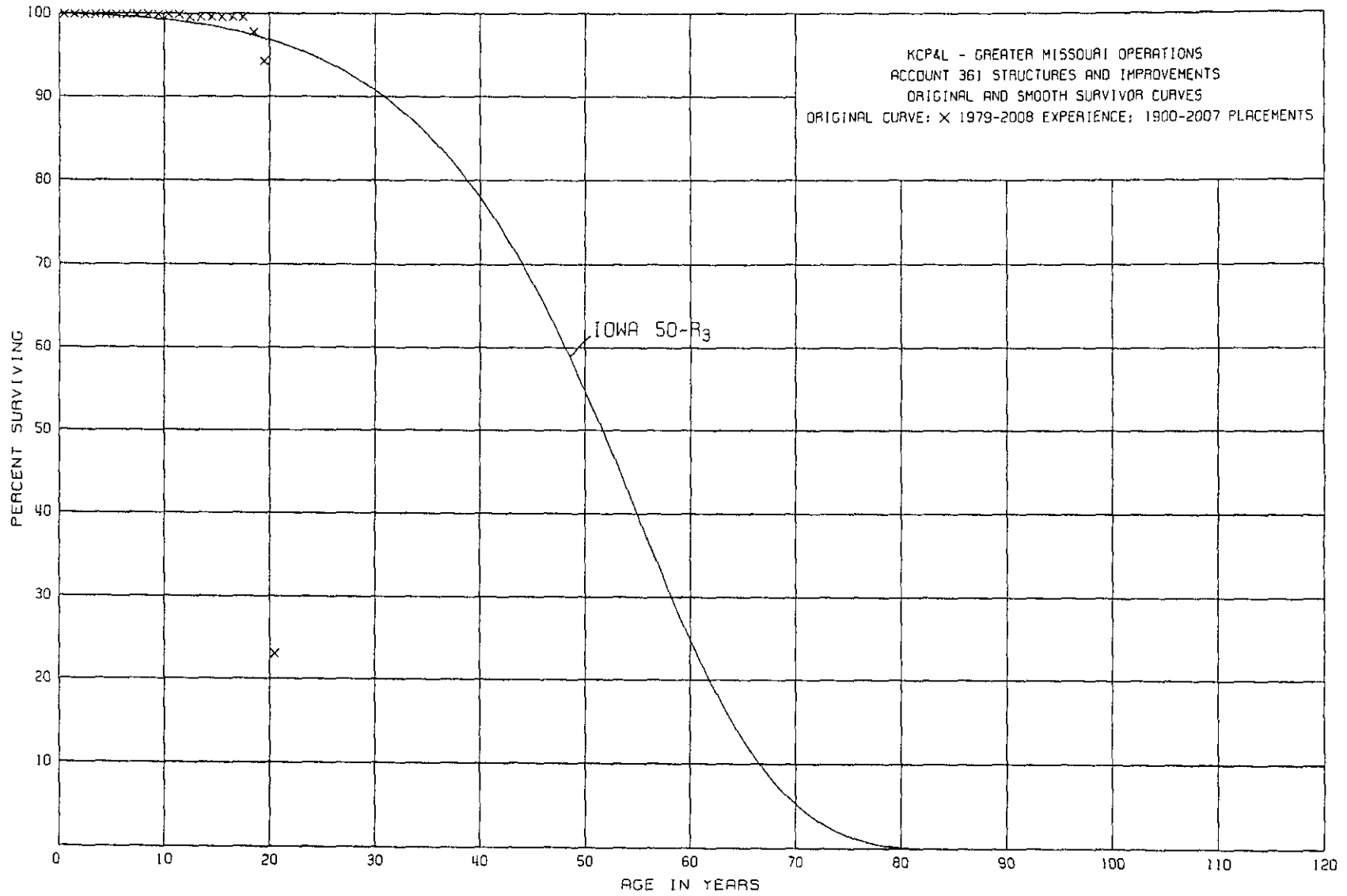
ACCOUNT 358 UNDERGROUND CONDUCTORS AND DEVICES

ORIGINAL LIFE TABLE

PLACEMENT BAND 1981-2003			EXPERIENCE BAND 1981-2008		
AGE AT BEGIN OF INTERVAL	EXPOSURES AT BEGINNING OF AGE INTERVAL	RETIREMENTS DURING AGE INTERVAL	RETMT RATIO	SURV RATIO	PCT SURV BEGIN OF INTERVAL
0.0	31,692		0.0000	1.0000	100.00
0.5	31,692		0.0000	1.0000	100.00
1.5	31,692		0.0000	1.0000	100.00
2.5	31,692		0.0000	1.0000	100.00
3.5	31,692		0.0000	1.0000	100.00
4.5	31,692		0.0000	1.0000	100.00
5.5	31,692		0.0000	1.0000	100.00
6.5	31,692		0.0000	1.0000	100.00
7.5	31,692		0.0000	1.0000	100.00
8.5	31,692		0.0000	1.0000	100.00
9.5	31,692		0.0000	1.0000	100.00
10.5	31,692		0.0000	1.0000	100.00
11.5	31,692		0.0000	1.0000	100.00
12.5	31,692		0.0000	1.0000	100.00
13.5	31,692		0.0000	1.0000	100.00
14.5	31,025		0.0000	1.0000	100.00
15.5	31,025		0.0000	1.0000	100.00
16.5	31,025		0.0000	1.0000	100.00
17.5	31,025		0.0000	1.0000	100.00
18.5	31,025		0.0000	1.0000	100.00
19.5	31,025		0.0000	1.0000	100.00
20.5	31,025		0.0000	1.0000	100.00
21.5	31,025		0.0000	1.0000	100.00
22.5	31,025		0.0000	1.0000	100.00
23.5	31,025		0.0000	1.0000	100.00
24.5	31,025		0.0000	1.0000	100.00
25.5	31,025		0.0000	1.0000	100.00
26.5	31,025		0.0000	1.0000	100.00
27.5					100.00

11-80

Schedule JJS2010-2



KCP&L - GREATER MISSOURI OPERATIONS  
L&P JURISDICTION

ACCOUNT 361 STRUCTURES AND IMPROVEMENTS

ORIGINAL LIFE TABLE

PLACEMENT BAND 1900-2007			EXPERIENCE BAND 1979-2008		
AGE AT BEGIN OF INTERVAL	EXPOSURES AT BEGINNING OF AGE INTERVAL	RETIREMENTS DURING AGE INTERVAL	RETMT RATIO	SURV RATIO	PCT SURV BEGIN OF INTERVAL
0.0	2,106,934		0.0000	1.0000	100.00
0.5	2,106,934		0.0000	1.0000	100.00
1.5	2,086,710	3,015	0.0014	0.9986	100.00
2.5	2,081,762		0.0000	1.0000	99.86
3.5	1,913,316		0.0000	1.0000	99.86
4.5	1,913,367		0.0000	1.0000	99.86
5.5	1,913,367		0.0000	1.0000	99.86
6.5	1,875,849		0.0000	1.0000	99.86
7.5	1,869,958		0.0000	1.0000	99.86
8.5	1,810,184		0.0000	1.0000	99.86
9.5	1,803,141	51	0.0000	1.0000	99.86
10.5	911,999		0.0000	1.0000	99.86
11.5	761,864	2,021	0.0027	0.9973	99.86
12.5	203,901		0.0000	1.0000	99.59
13.5	14,989		0.0000	1.0000	99.59
14.5	14,989		0.0000	1.0000	99.59
15.5	41,394		0.0000	1.0000	99.59
16.5	44,285		0.0000	1.0000	99.59
17.5	47,787	874	0.0183	0.9817	99.59
18.5	46,913	1,676	0.0357	0.9643	97.77
19.5	45,237	34,182	0.7556	0.2444	94.28
20.5	11,055		0.0000	1.0000	23.04
21.5	11,161		0.0000	1.0000	23.04
22.5	11,161	2,891	0.2590	0.7410	23.04
23.5	14,474	3,502	0.2420	0.7580	17.07
24.5	10,972		0.0000	1.0000	12.94
25.5	10,972		0.0000	1.0000	12.94
26.5	10,972		0.0000	1.0000	12.94
27.5	11,216		0.0000	1.0000	12.94
28.5	9,543	5,728	0.6002	0.3998	12.94
29.5	3,815		0.0000	1.0000	5.17
30.5	3,815		0.0000	1.0000	5.17
31.5	3,707		0.0000	1.0000	5.17
32.5	6,386		0.0000	1.0000	5.17
33.5	6,386		0.0000	1.0000	5.17
34.5	6,386	2,297	0.3597	0.6403	5.17
35.5	4,089		0.0000	1.0000	3.31
36.5	4,089		0.0000	1.0000	3.31
37.5	4,089		0.0000	1.0000	3.31
38.5	4,089		0.0000	1.0000	3.31

KCP&L - GREATER MISSOURI OPERATIONS  
L&P JURISDICTION

ACCOUNT 361 STRUCTURES AND IMPROVEMENTS

ORIGINAL LIFE TABLE, CONT.

PLACEMENT BAND 1900-2007			EXPERIENCE BAND 1979-2008		
AGE AT BEGIN OF INTERVAL	EXPOSURES AT BEGINNING OF AGE INTERVAL	RETIREMENTS DURING AGE INTERVAL	RETMT RATIO	SURV RATIO	PCT SURV BEGIN OF INTERVAL
39.5	1,410		0.0000	1.0000	3.31
40.5	1,410		0.0000	1.0000	3.31
41.5	1,410		0.0000	1.0000	3.31
42.5	1,410		0.0000	1.0000	3.31
43.5	1,410		0.0000	1.0000	3.31
44.5	1,410		0.0000	1.0000	3.31
45.5	1,410		0.0000	1.0000	3.31
46.5	1,411		0.0000	1.0000	3.31
47.5	1,411		0.0000	1.0000	3.31
48.5	1,411		0.0000	1.0000	3.31
49.5	1,411		0.0000	1.0000	3.31
50.5	1,411		0.0000	1.0000	3.31
51.5	1,411		0.0000	1.0000	3.31
52.5	1,411	271	0.1921	0.8079	3.31
53.5	1,143		0.0000	1.0000	2.67
54.5	1,143		0.0000	1.0000	2.67
55.5	1,143		0.0000	1.0000	2.67
56.5	1,143		0.0000	1.0000	2.67
57.5	899		0.0000	1.0000	2.67
58.5	585		0.0000	1.0000	2.67
59.5	585		0.0000	1.0000	2.67
60.5	376		0.0000	1.0000	2.67
61.5					2.67
62.5					
63.5					
64.5					
65.5					
66.5					
67.5					
68.5					
69.5					
70.5					
71.5					
72.5					
73.5					
74.5					
75.5					
76.5					
77.5					
78.5	15,398		0.0000		

KCP&L - GREATER MISSOURI OPERATIONS  
L&P JURISDICTION

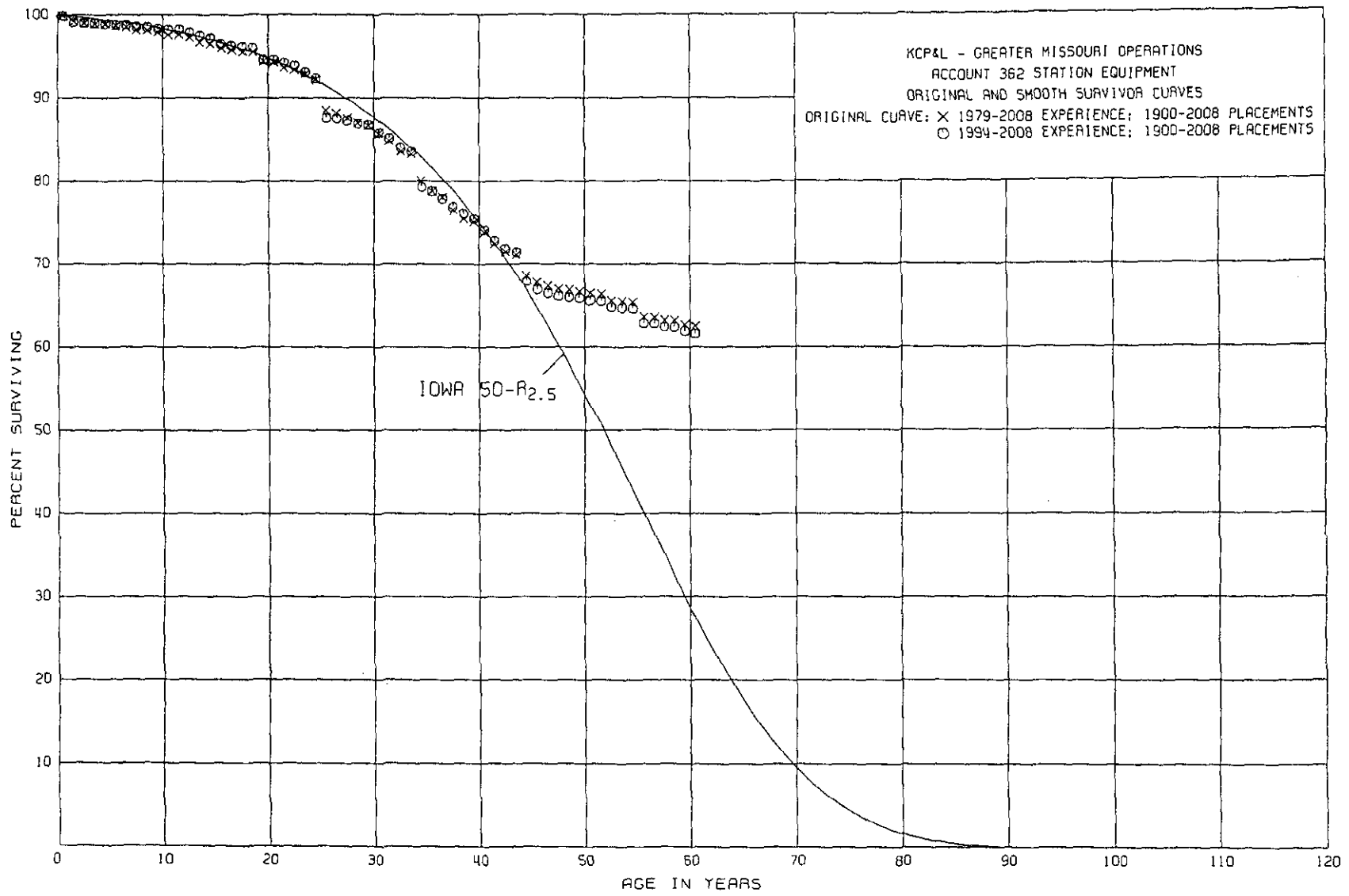
ACCOUNT 361 STRUCTURES AND IMPROVEMENTS

ORIGINAL LIFE TABLE, CONT.

PLACEMENT BAND 1900-2007			EXPERIENCE BAND 1979-2008		
AGE AT BEGIN OF INTERVAL	EXPOSURES AT BEGINNING OF AGE INTERVAL	RETIREMENTS DURING AGE INTERVAL	RETMT RATIO	SURV RATIO	PCT SURV BEGIN OF INTERVAL
79.5	15,398		0.0000		
80.5	15,398		0.0000		
81.5	30,796		0.0000		
82.5	30,796		0.0000		
83.5	30,796		0.0000		
84.5	30,796		0.0000		
85.5	30,796		0.0000		
86.5	30,796		0.0000		
87.5	30,796		0.0000		
88.5	15,398		0.0000		
89.5	15,398		0.0000		
90.5	15,398		0.0000		
91.5	15,398		0.0000		
92.5	15,398		0.0000		
93.5	15,398		0.0000		
94.5	15,398		0.0000		
95.5	15,398		0.0000		
96.5	15,398		0.0000		
97.5	15,398		0.0000		
98.5	15,398		0.0000		
99.5	15,398		0.0000		
100.5	15,398		0.0000		
101.5					

11-84

Schedule JJS2010-2



KCP&L - GREATER MISSOURI OPERATIONS  
L&P JURISDICTION

ACCOUNT 362 STATION EQUIPMENT

ORIGINAL LIFE TABLE

PLACEMENT BAND 1900-2008			EXPERIENCE BAND 1979-2008		
AGE AT BEGIN OF INTERVAL	EXPOSURES AT BEGINNING OF AGE INTERVAL	RETIREMENTS DURING AGE INTERVAL	RETMT RATIO	SURV RATIO	PCT SURV BEGIN OF INTERVAL
0.0	38,356,464	17,423	0.0005	0.9995	100.00
0.5	31,875,533	233,773	0.0073	0.9927	99.95
1.5	32,284,947	62,497	0.0019	0.9981	99.22
2.5	32,746,720	29,133	0.0009	0.9991	99.03
3.5	29,420,758	23,096	0.0008	0.9992	98.94
4.5	29,405,771	57,078	0.0019	0.9981	98.86
5.5	28,579,592	60,298	0.0021	0.9979	98.67
6.5	28,050,886	76,960	0.0027	0.9973	98.46
7.5	28,135,495	22,303	0.0008	0.9992	98.19
8.5	26,269,930	64,340	0.0024	0.9976	98.11
9.5	26,063,399	72,044	0.0028	0.9972	97.87
10.5	24,957,981	5,593	0.0002	0.9998	97.60
11.5	23,610,547	74,225	0.0031	0.9969	97.58
12.5	20,266,205	120,323	0.0059	0.9941	97.28
13.5	18,899,222	38,097	0.0020	0.9980	96.71
14.5	18,487,310	98,570	0.0053	0.9947	96.52
15.5	17,203,986	37,860	0.0022	0.9978	96.01
16.5	16,693,778	29,937	0.0018	0.9982	95.80
17.5	15,996,651	29,277	0.0018	0.9982	95.63
18.5	14,928,985	171,136	0.0115	0.9885	95.46
19.5	12,878,473	13,155	0.0010	0.9990	94.36
20.5	11,828,256	78,897	0.0067	0.9933	94.27
21.5	10,556,525	25,169	0.0024	0.9976	93.64
22.5	9,684,008	59,311	0.0061	0.9939	93.42
23.5	9,389,422	67,254	0.0072	0.9928	92.85
24.5	9,161,123	366,190	0.0400	0.9600	92.18
25.5	8,705,049	24,077	0.0028	0.9972	88.49
26.5	7,978,354	61,418	0.0077	0.9923	88.24
27.5	7,594,296	49,015	0.0065	0.9935	87.56
28.5	7,366,246	24,134	0.0033	0.9967	86.99
29.5	6,753,429	74,999	0.0111	0.9889	86.70
30.5	6,963,785	73,917	0.0106	0.9894	85.74
31.5	6,224,073	87,287	0.0140	0.9860	84.83
32.5	5,809,721	23,513	0.0040	0.9960	83.64
33.5	4,837,787	191,017	0.0395	0.9605	83.31
34.5	4,600,660	70,555	0.0153	0.9847	80.02
35.5	4,371,853	36,821	0.0084	0.9916	78.80
36.5	4,181,554	86,819	0.0208	0.9792	78.14
37.5	3,643,161	48,177	0.0132	0.9868	76.51
38.5	3,236,378	17,710	0.0055	0.9945	75.50



KCP&L - GREATER MISSOURI OPERATIONS  
L&P JURISDICTION

ACCOUNT 362 STATION EQUIPMENT

ORIGINAL LIFE TABLE, CONT.

PLACEMENT BAND 1900-2008			EXPERIENCE BAND 1979-2008		
AGE AT BEGIN OF INTERVAL	EXPOSURES AT BEGINNING OF AGE INTERVAL	RETIREMENTS DURING AGE INTERVAL	RETMT RATIO	SURV RATIO	PCT SURV BEGIN OF INTERVAL
39.5	2,864,652	47,666	0.0166	0.9834	75.08
40.5	2,375,853	44,834	0.0189	0.9811	73.83
41.5	2,074,499	26,373	0.0127	0.9873	72.43
42.5	1,997,894	10,745	0.0054	0.9946	71.51
43.5	1,909,846	69,409	0.0363	0.9637	71.12
44.5	1,724,010	19,494	0.0113	0.9887	68.54
45.5	1,528,047	8,866	0.0058	0.9942	67.77
46.5	1,396,643	7,972	0.0057	0.9943	67.38
47.5	1,305,281	2,639	0.0020	0.9980	67.00
48.5	1,221,866	2,367	0.0019	0.9981	66.87
49.5	1,163,217	5,081	0.0044	0.9956	66.74
50.5	1,115,894	1,552	0.0014	0.9986	66.45
51.5	987,508	10,773	0.0109	0.9891	66.36
52.5	819,614	1,704	0.0021	0.9979	65.64
53.5	788,113	1,366	0.0017	0.9983	65.50
54.5	737,181	20,264	0.0275	0.9725	65.39
55.5	687,281	37	0.0001	0.9999	63.59
56.5	611,917	3,269	0.0053	0.9947	63.58
57.5	508,109	595	0.0012	0.9988	63.24
58.5	468,894	3,177	0.0068	0.9932	63.16
59.5	445,723	1,808	0.0041	0.9959	62.73
60.5	53,093		0.0000	1.0000	62.47
61.5	47,301	8	0.0002	0.9998	62.47
62.5	62,363	86	0.0014	0.9986	62.46
63.5	61,839	21,105	0.3413	0.6587	62.37
64.5	39,635	338	0.0085	0.9915	41.08
65.5	39,153		0.0000	1.0000	40.73
66.5	19,460		0.0000	1.0000	40.73
67.5	18,629		0.0000	1.0000	40.73
68.5	18,453		0.0000	1.0000	40.73
69.5	18,453		0.0000	1.0000	40.73
70.5	16,222		0.0000	1.0000	40.73
71.5	16,222		0.0000	1.0000	40.73
72.5	15,477		0.0000	1.0000	40.73
73.5	15,477		0.0000	1.0000	40.73
74.5	15,477		0.0000	1.0000	40.73
75.5	15,477		0.0000	1.0000	40.73
76.5	5,641		0.0000	1.0000	40.73
77.5	7,962	1,561	0.1961	0.8039	40.73
78.5	34,256	1	0.0000	1.0000	32.74

KCP&L - GREATER MISSOURI OPERATIONS  
L&P JURISDICTION

ACCOUNT 362 STATION EQUIPMENT

ORIGINAL LIFE TABLE, CONT.

PLACEMENT BAND 1900-2008			EXPERIENCE BAND 1979-2008		
AGE AT BEGIN OF INTERVAL	EXPOSURES AT BEGINNING OF AGE INTERVAL	RETIREMENTS DURING AGE INTERVAL	RETMT RATIO	SURV RATIO	PCT SURV BEGIN OF INTERVAL
79.5	34,255		0.0000	1.0000	32.74
80.5	32,127		0.0000	1.0000	32.74
81.5	59,982		0.0000	1.0000	32.74
82.5	59,982		0.0000	1.0000	32.74
83.5	59,982	2,904	0.0484	0.9516	32.74
84.5	57,078		0.0000	1.0000	31.16
85.5	57,078		0.0000	1.0000	31.16
86.5	55,710	627	0.0113	0.9887	31.16
87.5	55,083		0.0000	1.0000	30.81
88.5	27,855		0.0000	1.0000	30.81
89.5	27,855		0.0000	1.0000	30.81
90.5	27,855		0.0000	1.0000	30.81
91.5	27,855		0.0000	1.0000	30.81
92.5	27,855		0.0000	1.0000	30.81
93.5	27,855		0.0000	1.0000	30.81
94.5	27,855		0.0000	1.0000	30.81
95.5	27,855		0.0000	1.0000	30.81
96.5	27,855		0.0000	1.0000	30.81
97.5	27,855		0.0000	1.0000	30.81
98.5	27,855		0.0000	1.0000	30.81
99.5	27,855		0.0000	1.0000	30.81
100.5	27,855		0.0000	1.0000	30.81
101.5					30.81

KCP&L - GREATER MISSOURI OPERATIONS  
L&P JURISDICTION

ACCOUNT 362 STATION EQUIPMENT

ORIGINAL LIFE TABLE

PLACEMENT BAND 1900-2008 EXPERIENCE BAND 1994-2008

AGE AT BEGIN OF INTERVAL	EXPOSURES AT BEGINNING OF AGE INTERVAL	RETIREMENTS DURING AGE INTERVAL	RETMT RATIO	SURV RATIO	PCT SURV BEGIN OF INTERVAL
0.0	24,295,025		0.0000	1.0000	100.00
0.5	19,109,813	164,820	0.0086	0.9914	100.00
1.5	19,568,390	24,779	0.0013	0.9987	99.14
2.5	20,268,569	10,709	0.0005	0.9995	99.01
3.5	17,677,547	19,170	0.0011	0.9989	98.96
4.5	19,527,734	7,209	0.0004	0.9996	98.85
5.5	19,804,552	10,084	0.0005	0.9995	98.81
6.5	19,777,305	32,314	0.0016	0.9984	98.76
7.5	20,567,191	12,173	0.0006	0.9994	98.60
8.5	18,624,416	41,722	0.0022	0.9978	98.54
9.5	18,292,884	14,424	0.0008	0.9992	98.32
10.5	16,947,644	1,684	0.0001	0.9999	98.24
11.5	15,901,729	54,101	0.0034	0.9966	98.23
12.5	12,920,470	53,525	0.0041	0.9959	97.90
13.5	12,671,645	35,514	0.0028	0.9972	97.50
14.5	12,741,865	94,062	0.0074	0.9926	97.23
15.5	11,381,311	23,963	0.0021	0.9979	96.51
16.5	11,500,004	16,393	0.0014	0.9986	96.31
17.5	11,359,073	20,106	0.0018	0.9982	96.18
18.5	11,308,271	161,792	0.0143	0.9857	96.01
19.5	9,233,865	3,829	0.0004	0.9996	94.64
20.5	8,281,881	36,767	0.0044	0.9956	94.60
21.5	7,016,489	17,527	0.0025	0.9975	94.18
22.5	6,352,796	59,311	0.0093	0.9907	93.94
23.5	6,342,413	50,845	0.0080	0.9920	93.07
24.5	6,392,829	327,124	0.0512	0.9488	92.33
25.5	6,382,793	499	0.0001	0.9999	87.60
26.5	6,050,261	22,646	0.0037	0.9963	87.59
27.5	5,632,982	25,839	0.0046	0.9954	87.27
28.5	5,451,812	6,236	0.0011	0.9989	86.87
29.5	4,961,197	56,564	0.0114	0.9886	86.77
30.5	4,983,293	37,588	0.0075	0.9925	85.78
31.5	4,396,217	59,256	0.0135	0.9865	85.14
32.5	4,105,170	20,338	0.0050	0.9950	83.99
33.5	3,235,453	167,042	0.0516	0.9484	83.57
34.5	3,081,490	18,761	0.0061	0.9939	79.26
35.5	2,974,970	34,735	0.0117	0.9883	78.78
36.5	2,981,834	36,530	0.0123	0.9877	77.86
37.5	2,690,856	29,190	0.0108	0.9892	76.90
38.5	2,352,106	17,710	0.0075	0.9925	76.07

KCP&L - GREATER MISSOURI OPERATIONS  
L&P JURISDICTION

ACCOUNT 362 STATION EQUIPMENT

ORIGINAL LIFE TABLE, CONT.

PLACEMENT BAND 1900-2008			EXPERIENCE BAND 1994-2008		
AGE AT BEGIN OF INTERVAL	EXPOSURES AT BEGINNING OF AGE INTERVAL	RETIREMENTS DURING AGE INTERVAL	RETMT RATIO	SURV RATIO	PCT SURV BEGIN OF INTERVAL
39.5	2,083,942	39,339	0.0189	0.9811	75.50
40.5	1,639,838	27,353	0.0167	0.9833	74.07
41.5	1,443,066	18,598	0.0129	0.9871	72.83
42.5	1,479,614	10,728	0.0073	0.9927	71.89
43.5	1,435,518	69,409	0.0484	0.9516	71.37
44.5	1,269,676	19,494	0.0154	0.9846	67.92
45.5	1,493,302	8,866	0.0059	0.9941	66.87
46.5	1,357,903	7,961	0.0059	0.9941	66.48
47.5	1,267,425	2,639	0.0021	0.9979	66.09
48.5	1,183,840	381	0.0003	0.9997	65.95
49.5	1,123,783	5,081	0.0045	0.9955	65.93
50.5	1,074,476	1,552	0.0014	0.9986	65.63
51.5	965,783	10,773	0.0112	0.9888	65.54
52.5	798,720	1,704	0.0021	0.9979	64.81
53.5	767,395	1,366	0.0018	0.9982	64.67
54.5	716,463	19,648	0.0274	0.9726	64.55
55.5	669,410	37	0.0001	0.9999	62.78
56.5	591,116	3,269	0.0055	0.9945	62.77
57.5	488,053	595	0.0012	0.9988	62.42
58.5	448,500	3,177	0.0071	0.9929	62.35
59.5	425,329	1,808	0.0043	0.9957	61.91
60.5	32,699		0.0000	1.0000	61.64
61.5	36,743	8	0.0002	0.9998	61.64
62.5	35,862	86	0.0024	0.9976	61.63
63.5	35,338		0.0000	1.0000	61.48
64.5	34,239		0.0000	1.0000	61.48
65.5	36,223		0.0000	1.0000	61.48
66.5	16,530		0.0000	1.0000	61.48
67.5	15,699		0.0000	1.0000	61.48
68.5	15,523		0.0000	1.0000	61.48
69.5	15,523		0.0000	1.0000	61.48
70.5	13,292		0.0000	1.0000	61.48
71.5	16,222		0.0000	1.0000	61.48
72.5	15,477		0.0000	1.0000	61.48
73.5	15,477		0.0000	1.0000	61.48
74.5	15,477		0.0000	1.0000	61.48
75.5	15,477		0.0000	1.0000	61.48
76.5	5,641		0.0000	1.0000	61.48
77.5	5,058	1,561	0.3086	0.6914	61.48
78.5	3,497	1	0.0003	0.9997	42.51

KCP&L - GREATER MISSOURI OPERATIONS  
L&P JURISDICTION

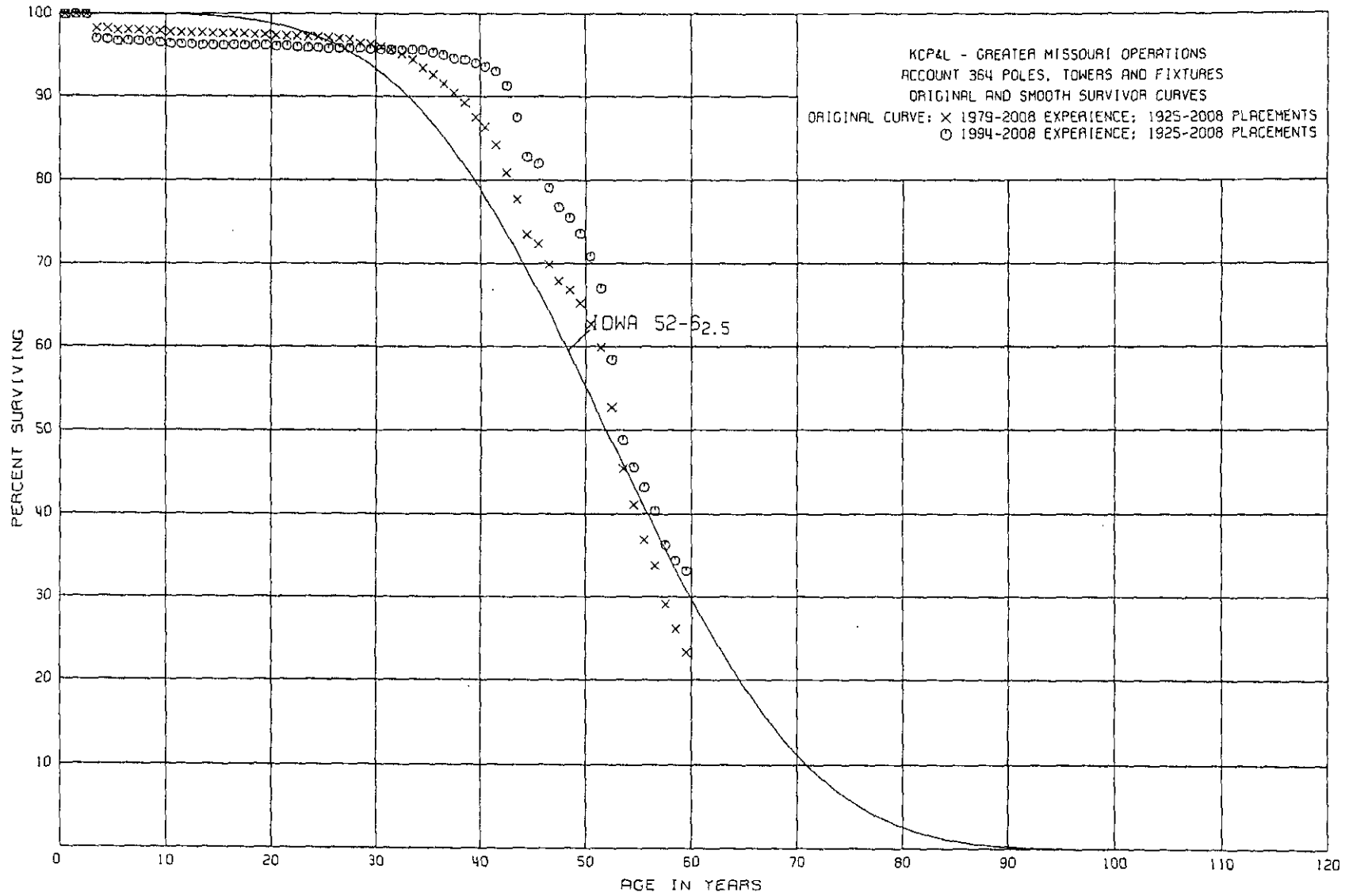
ACCOUNT 362 STATION EQUIPMENT

ORIGINAL LIFE TABLE, CONT.

PLACEMENT BAND 1900-2008			EXPERIENCE BAND 1994-2008		
AGE AT BEGIN OF INTERVAL	EXPOSURES AT BEGINNING OF AGE INTERVAL	RETIREMENTS DURING AGE INTERVAL	RETMT RATIO	SURV RATIO	PCT SURV BEGIN OF INTERVAL
79.5	3,496		0.0000	1.0000	42.50
80.5	1,368		0.0000	1.0000	42.50
81.5	29,223		0.0000	1.0000	42.50
82.5	29,223		0.0000	1.0000	42.50
83.5	29,223		0.0000	1.0000	42.50
84.5	29,223		0.0000	1.0000	42.50
85.5	29,223		0.0000	1.0000	42.50
86.5	27,855	627	0.0225	0.9775	42.50
87.5	27,228		0.0000	1.0000	41.54
88.5					41.54
89.5					
90.5					
91.5					
92.5					
93.5	27,855		0.0000		
94.5	27,855		0.0000		
95.5	27,855		0.0000		
96.5	27,855		0.0000		
97.5	27,855		0.0000		
98.5	27,855		0.0000		
99.5	27,855		0.0000		
100.5	27,855		0.0000		
101.5					

III-91

Schedule JJS2010-2



KCP&L - GREATER MISSOURI OPERATIONS  
L&P JURISDICTION

ACCOUNT 364 POLES, TOWERS AND FIXTURES

ORIGINAL LIFE TABLE

PLACEMENT BAND 1925-2008

EXPERIENCE BAND 1979-2008

AGE AT BEGIN OF INTERVAL	EXPOSURES AT BEGINNING OF AGE INTERVAL	RETIREMENTS DURING AGE INTERVAL	RETMT RATIO	SURV RATIO	PCT SURV BEGIN OF INTERVAL
0.0	23,385,884	2,158	0.0001	0.9999	100.00
0.5	21,958,615	2,482	0.0001	0.9999	99.99
1.5	21,311,920	4,051	0.0002	0.9998	99.98
2.5	20,822,479	366,995	0.0176	0.9824	99.96
3.5	19,321,574	6,995	0.0004	0.9996	98.20
4.5	19,014,461	30,094	0.0016	0.9984	98.16
5.5	18,651,809	1,650	0.0001	0.9999	98.00
6.5	18,090,835	749	0.0000	1.0000	97.99
7.5	17,700,651	9,769	0.0006	0.9994	97.99
8.5	17,100,145	11,837	0.0007	0.9993	97.93
9.5	16,562,392	16,044	0.0010	0.9990	97.86
10.5	16,064,607	7,108	0.0004	0.9996	97.76
11.5	15,579,786	570	0.0000	1.0000	97.72
12.5	15,038,831	9,779	0.0007	0.9993	97.72
13.5	14,511,137	1,226	0.0001	0.9999	97.65
14.5	14,047,715	4,960	0.0004	0.9996	97.64
15.5	13,737,952	3,112	0.0002	0.9998	97.60
16.5	13,104,849	2,550	0.0002	0.9998	97.58
17.5	12,486,334	2,902	0.0002	0.9998	97.56
18.5	11,841,695	5,734	0.0005	0.9995	97.54
19.5	11,335,662	7,415	0.0007	0.9993	97.49
20.5	10,770,210	9,580	0.0009	0.9991	97.42
21.5	10,162,952	7,251	0.0007	0.9993	97.33
22.5	9,640,936	7,532	0.0008	0.9992	97.26
23.5	9,136,141	3,164	0.0003	0.9997	97.18
24.5	8,800,267	4,991	0.0006	0.9994	97.15
25.5	8,409,199	3,900	0.0005	0.9995	97.09
26.5	7,985,150	13,119	0.0016	0.9984	97.04
27.5	7,345,186	33,465	0.0046	0.9954	96.88
28.5	6,967,348	12,093	0.0017	0.9983	96.43
29.5	6,704,364	22,333	0.0033	0.9967	96.27
30.5	6,540,035	25,038	0.0038	0.9962	95.95
31.5	6,172,960	31,792	0.0052	0.9948	95.59
32.5	5,762,243	44,842	0.0078	0.9922	95.09
33.5	5,301,724	52,719	0.0099	0.9901	94.35
34.5	4,857,678	44,445	0.0091	0.9909	93.42
35.5	4,556,486	52,334	0.0115	0.9885	92.57
36.5	4,313,447	51,062	0.0118	0.9882	91.51
37.5	3,936,703	54,854	0.0139	0.9861	90.43
38.5	3,471,823	64,631	0.0186	0.9814	89.17

KCP&L - GREATER MISSOURI OPERATIONS  
L&P JURISDICTION

ACCOUNT 364 POLES, TOWERS AND FIXTURES

ORIGINAL LIFE TABLE, CONT.

PLACEMENT BAND 1925-2008			EXPERIENCE BAND 1979-2008		
AGE AT BEGIN OF INTERVAL	EXPOSURES AT BEGINNING OF AGE INTERVAL	RETIREMENTS DURING AGE INTERVAL	RETMT RATIO	SURV RATIO	PCT SURV BEGIN OF INTERVAL
39.5	3,206,504	44,450	0.0139	0.9861	87.51
40.5	2,948,626	73,043	0.0248	0.9752	86.29
41.5	2,720,129	103,729	0.0381	0.9619	84.15
42.5	2,432,546	98,723	0.0406	0.9594	80.94
43.5	2,084,433	111,602	0.0535	0.9465	77.65
44.5	1,796,556	26,895	0.0150	0.9850	73.50
45.5	1,579,499	54,746	0.0347	0.9653	72.40
46.5	1,309,119	37,280	0.0285	0.9715	69.89
47.5	1,097,891	18,543	0.0169	0.9831	67.90
48.5	914,937	21,761	0.0238	0.9762	66.75
49.5	716,674	26,592	0.0371	0.9629	65.16
50.5	623,436	28,669	0.0460	0.9540	62.74
51.5	409,580	48,538	0.1185	0.8815	59.85
52.5	307,636	42,734	0.1389	0.8611	52.76
53.5	220,303	21,068	0.0956	0.9044	45.43
54.5	179,629	18,132	0.1009	0.8991	41.09
55.5	147,578	12,539	0.0850	0.9150	36.94
56.5	122,715	17,128	0.1396	0.8604	33.80
57.5	96,552	10,028	0.1039	0.8961	29.08
58.5	76,881	8,049	0.1047	0.8953	26.06
59.5	57,855	10,294	0.1779	0.8221	23.33
60.5	38,013	1,369	0.0360	0.9640	19.18
61.5	28,840	2,153	0.0747	0.9253	18.49
62.5	25,910	2,552	0.0985	0.9015	17.11
63.5	22,810	777	0.0341	0.9659	15.42
64.5	21,770	1,737	0.0798	0.9202	14.89
65.5	19,758	1,078	0.0546	0.9454	13.70
66.5	17,213	1,465	0.0851	0.9149	12.95
67.5	15,239	1,231	0.0808	0.9192	11.85
68.5	13,646	893	0.0654	0.9346	10.89
69.5	12,084	998	0.0826	0.9174	10.18
70.5	8,508	1,173	0.1379	0.8621	9.34
71.5	4,082	436	0.1068	0.8932	8.05
72.5	3,564	379	0.1063	0.8937	7.19
73.5	3,041	80	0.0263	0.9737	6.43
74.5	2,832	32	0.0113	0.9887	6.26
75.5	2,552	16	0.0063	0.9937	6.19
76.5	2,144	9	0.0042	0.9958	6.15
77.5	1,112	10	0.0090	0.9910	6.12
78.5					6.06



KCP&L - GREATER MISSOURI OPERATIONS  
L&P JURISDICTION

ACCOUNT 364 POLES, TOWERS AND FIXTURES

ORIGINAL LIFE TABLE

PLACEMENT BAND 1925-2008                      EXPERIENCE BAND 1994-2008

AGE AT BEGIN OF INTERVAL	EXPOSURES AT BEGINNING OF AGE INTERVAL	RETIREMENTS DURING AGE INTERVAL	RETMT RATIO	SURV RATIO	PCT SURV BEGIN OF INTERVAL
0.0	13,745,154		0.0000	1.0000	100.00
0.5	12,618,262	1,843	0.0001	0.9999	100.00
1.5	12,468,858	4,051	0.0003	0.9997	99.99
2.5	12,394,270	366,510	0.0296	0.9704	99.96
3.5	11,315,385	6,510	0.0006	0.9994	97.00
4.5	11,312,458	30,094	0.0027	0.9973	96.94
5.5	11,436,377		0.0000	1.0000	96.68
6.5	11,439,026	168	0.0000	1.0000	96.68
7.5	11,341,356	9,769	0.0009	0.9991	96.68
8.5	10,879,337	10,395	0.0010	0.9990	96.59
9.5	10,620,912	15,151	0.0014	0.9986	96.49
10.5	10,415,994	6,730	0.0006	0.9994	96.35
11.5	10,281,513	12	0.0000	1.0000	96.29
12.5	10,239,786	5,941	0.0006	0.9994	96.29
13.5	9,908,020	10	0.0000	1.0000	96.23
14.5	9,639,196	1,585	0.0002	0.9998	96.23
15.5	9,423,137	2,593	0.0003	0.9997	96.21
16.5	9,021,599	1,142	0.0001	0.9999	96.18
17.5	8,619,923	417	0.0000	1.0000	96.17
18.5	8,215,999	7	0.0000	1.0000	96.17
19.5	7,904,104	3,390	0.0004	0.9996	96.17
20.5	7,438,937	5,559	0.0007	0.9993	96.13
21.5	6,803,168	4,761	0.0007	0.9993	96.06
22.5	6,461,606	4,253	0.0007	0.9993	95.99
23.5	6,227,431	1,470	0.0002	0.9998	95.92
24.5	5,937,190	3,548	0.0006	0.9994	95.90
25.5	5,640,713	1,480	0.0003	0.9997	95.84
26.5	5,277,973	1,056	0.0002	0.9998	95.81
27.5	4,753,271	2,069	0.0004	0.9996	95.79
28.5	4,557,880	1,426	0.0003	0.9997	95.75
29.5	4,362,921	2,448	0.0006	0.9994	95.72
30.5	4,268,220	651	0.0002	0.9998	95.66
31.5	4,036,141	6	0.0000	1.0000	95.64
32.5	3,820,422	6	0.0000	1.0000	95.64
33.5	3,587,242	103	0.0000	1.0000	95.64
34.5	3,391,654	12,395	0.0037	0.9963	95.64
35.5	3,266,537	10,252	0.0031	0.9969	95.29
36.5	3,282,801	13,486	0.0041	0.9959	94.99
37.5	3,067,257	5,954	0.0019	0.9981	94.60
38.5	2,768,117	11,789	0.0043	0.9957	94.42

KCP&L - GREATER MISSOURI OPERATIONS  
L&P JURISDICTION

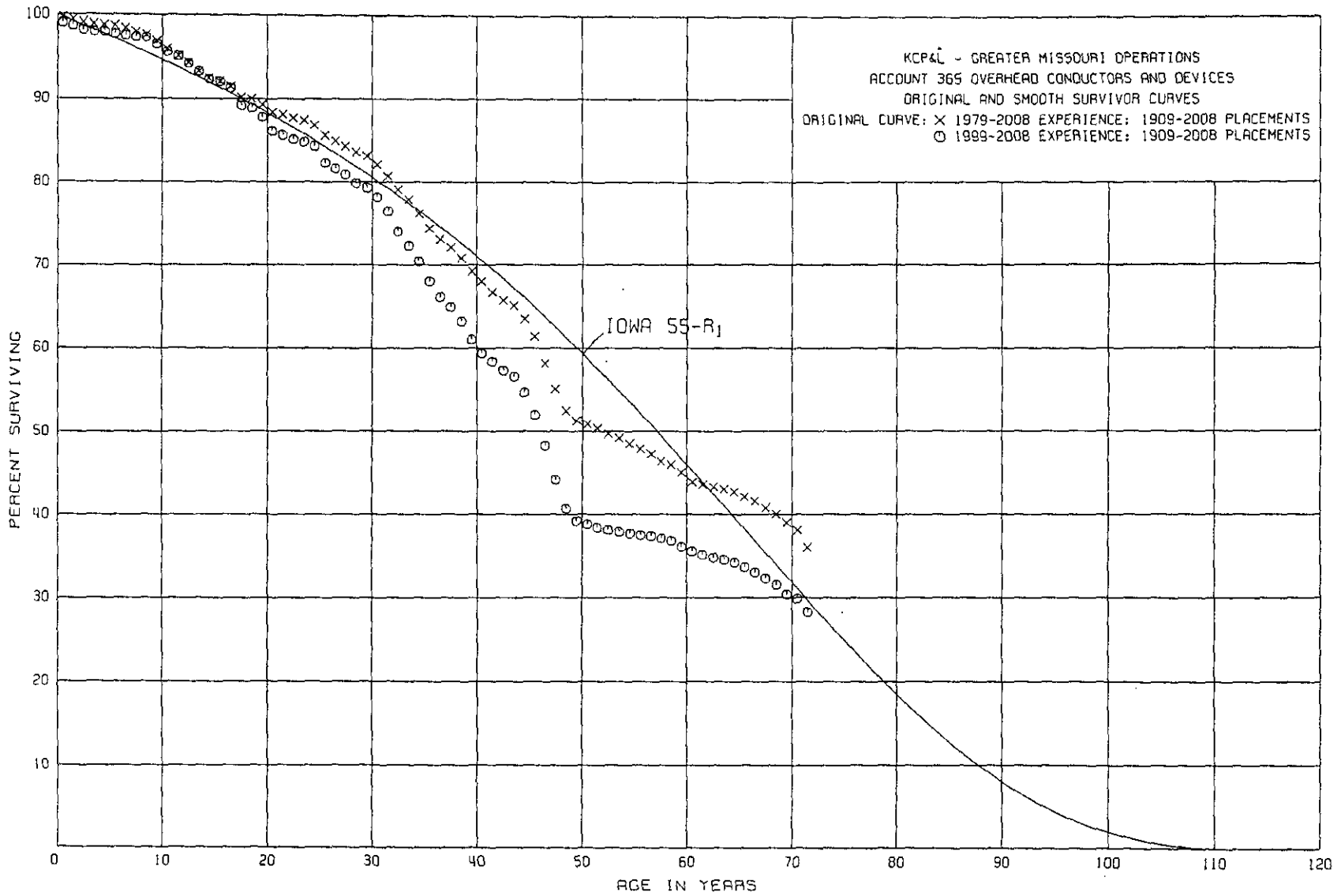
ACCOUNT 364 POLES, TOWERS AND FIXTURES

ORIGINAL LIFE TABLE, CONT.

PLACEMENT BAND 1925-2008			EXPERIENCE BAND 1994-2008		
AGE AT BEGIN OF INTERVAL	EXPOSURES AT BEGINNING OF AGE INTERVAL	RETIREMENTS DURING AGE INTERVAL	RETMT RATIO	SURV RATIO	PCT SURV BEGIN OF INTERVAL
39.5	2,653,233	11,302	0.0043	0.9957	94.01
40.5	2,517,208	16,261	0.0065	0.9935	93.61
41.5	2,412,894	44,188	0.0183	0.9817	93.00
42.5	2,217,136	93,465	0.0422	0.9578	91.30
43.5	1,900,312	100,497	0.0529	0.9471	87.45
44.5	1,667,774	15,832	0.0095	0.9905	82.82
45.5	1,529,648	54,308	0.0355	0.9645	82.03
46.5	1,272,898	37,067	0.0291	0.9709	79.12
47.5	1,061,147	18,446	0.0174	0.9826	76.82
48.5	876,570	21,450	0.0245	0.9755	75.48
49.5	674,480	25,071	0.0372	0.9628	73.63
50.5	514,192	28,171	0.0548	0.9452	70.89
51.5	303,497	38,366	0.1264	0.8736	67.01
52.5	213,039	35,376	0.1661	0.8339	58.54
53.5	133,839	8,819	0.0659	0.9341	48.82
54.5	106,712	5,546	0.0520	0.9480	45.60
55.5	96,836	6,397	0.0661	0.9339	43.23
56.5	89,393	8,955	0.1002	0.8998	40.37
57.5	71,533	3,751	0.0524	0.9476	36.32
58.5	58,361	2,105	0.0361	0.9639	34.42
59.5	45,480	5,093	0.1120	0.8880	33.18
60.5	31,230	1,235	0.0395	0.9605	29.46
61.5	22,821	1,576	0.0691	0.9309	28.30
62.5	22,320	2,419	0.1084	0.8916	26.34
63.5	22,016	750	0.0341	0.9659	23.48
64.5	21,266	1,737	0.0817	0.9183	22.68
65.5	19,758	1,078	0.0546	0.9454	20.83
66.5	17,213	1,465	0.0851	0.9149	19.69
67.5	15,239	1,231	0.0808	0.9192	18.01
68.5	13,646	893	0.0654	0.9346	16.55
69.5	12,084	998	0.0826	0.9174	15.47
70.5	8,508	1,173	0.1379	0.8621	14.19
71.5	4,082	436	0.1068	0.8932	12.23
72.5	3,564	379	0.1063	0.8937	10.92
73.5	3,041	80	0.0263	0.9737	9.76
74.5	2,832	32	0.0113	0.9887	9.50
75.5	2,552	16	0.0063	0.9937	9.39
76.5	2,144	9	0.0042	0.9958	9.33
77.5	1,112	10	0.0090	0.9910	9.29
78.5					9.21

III-96

Schedule JJS2010-2



KCP&L - GREATER MISSOURI OPERATIONS  
L&P JURISDICTION

ACCOUNT 365 OVERHEAD CONDUCTORS AND DEVICES

ORIGINAL LIFE TABLE

PLACEMENT BAND 1909-2008			EXPERIENCE BAND 1979-2008		
AGE AT BEGIN OF INTERVAL	EXPOSURES AT BEGINNING OF AGE INTERVAL	RETIREMENTS DURING AGE INTERVAL	RETMT RATIO	SURV RATIO	PCT SURV BEGIN OF INTERVAL
0.0	21,271,834	73,605	0.0035	0.9965	100.00
0.5	20,209,842	27,781	0.0014	0.9986	99.65
1.5	19,797,927	62,522	0.0032	0.9968	99.51
2.5	19,445,446	36,091	0.0019	0.9981	99.19
3.5	18,340,640	14,991	0.0008	0.9992	99.00
4.5	17,918,597	29,864	0.0017	0.9983	98.92
5.5	17,810,011	41,176	0.0023	0.9977	98.75
6.5	17,702,978	73,070	0.0041	0.9959	98.52
7.5	17,481,751	72,344	0.0041	0.9959	98.12
8.5	16,932,827	128,388	0.0076	0.9924	97.72
9.5	16,616,045	171,885	0.0103	0.9897	96.98
10.5	15,988,389	129,813	0.0081	0.9919	95.98
11.5	15,390,868	136,094	0.0088	0.9912	95.20
12.5	14,837,706	170,818	0.0115	0.9885	94.36
13.5	14,399,392	112,487	0.0078	0.9922	93.27
14.5	13,763,987	71,659	0.0052	0.9948	92.54
15.5	13,186,266	79,065	0.0060	0.9940	92.06
16.5	12,320,463	176,113	0.0143	0.9857	91.51
17.5	11,669,304	31,141	0.0027	0.9973	90.20
18.5	10,218,561	75,184	0.0074	0.9926	89.96
19.5	9,533,113	95,051	0.0100	0.9900	89.29
20.5	9,172,838	34,155	0.0037	0.9963	88.40
21.5	8,824,856	38,288	0.0043	0.9957	88.07
22.5	8,403,957	28,720	0.0034	0.9966	87.69
23.5	8,051,174	55,156	0.0069	0.9931	87.39
24.5	7,764,067	108,039	0.0139	0.9861	86.79
25.5	7,371,271	56,270	0.0076	0.9924	85.58
26.5	6,932,754	50,343	0.0073	0.9927	84.93
27.5	6,422,806	54,683	0.0085	0.9915	84.31
28.5	6,136,780	37,666	0.0061	0.9939	83.59
29.5	5,893,683	68,943	0.0117	0.9883	83.08
30.5	5,747,889	98,697	0.0172	0.9828	82.11
31.5	5,263,593	104,358	0.0198	0.9802	80.70
32.5	4,816,150	74,592	0.0155	0.9845	79.10
33.5	4,458,960	97,022	0.0218	0.9782	77.87
34.5	4,136,554	96,208	0.0233	0.9767	76.17
35.5	3,857,421	69,480	0.0180	0.9820	74.40
36.5	3,668,585	46,713	0.0127	0.9873	73.06
37.5	3,393,719	62,423	0.0184	0.9816	72.13
38.5	2,966,756	68,210	0.0230	0.9770	70.80

KCP&L - GREATER MISSOURI OPERATIONS  
L&P JURISDICTION

ACCOUNT 365 OVERHEAD CONDUCTORS AND DEVICES

ORIGINAL LIFE TABLE, CONT.

PLACEMENT BAND 1909-2008			EXPERIENCE BAND 1979-2008			
AGE AT BEGIN OF INTERVAL	EXPOSURES AT BEGINNING OF AGE INTERVAL	RETIREMENTS DURING AGE INTERVAL	RETMT RATIO	SURV RATIO	PCT SURV BEGIN OF INTERVAL	
39.5	2,766,786	48,851	0.0177	0.9823	69.17	
40.5	2,582,292	46,006	0.0178	0.9822	67.95	
41.5	2,572,239	39,465	0.0153	0.9847	66.74	
42.5	2,338,574	22,339	0.0096	0.9904	65.72	
43.5	2,068,096	51,040	0.0247	0.9753	65.09	
44.5	1,899,344	62,865	0.0331	0.9669	63.48	
45.5	1,750,253	89,453	0.0511	0.9489	61.38	
46.5	1,585,672	86,157	0.0543	0.9457	58.24	
47.5	1,439,830	68,171	0.0473	0.9527	55.08	
48.5	1,305,357	29,285	0.0224	0.9776	52.47	
49.5	1,198,917	9,521	0.0079	0.9921	51.29	
50.5	1,179,843	12,219	0.0104	0.9896	50.88	
51.5	1,064,689	14,512	0.0136	0.9864	50.35	
52.5	984,478	10,069	0.0102	0.9898	49.67	
53.5	922,242	13,111	0.0142	0.9858	49.16	
54.5	874,479	10,318	0.0118	0.9882	48.46	
55.5	808,944	9,460	0.0117	0.9883	47.89	
56.5	750,100	14,278	0.0190	0.9810	47.33	
57.5	689,812	6,840	0.0099	0.9901	46.43	
58.5	620,793	11,956	0.0193	0.9807	45.97	
59.5	518,610	14,173	0.0273	0.9727	45.08	
60.5	390,232	2,044	0.0052	0.9948	43.85	
61.5	336,846	2,181	0.0065	0.9935	43.62	
62.5	318,463	2,442	0.0077	0.9923	43.34	
63.5	308,750	2,038	0.0066	0.9934	43.01	
64.5	304,951	4,493	0.0147	0.9853	42.73	
65.5	296,668	3,501	0.0118	0.9882	42.10	
66.5	283,712	5,492	0.0194	0.9806	41.60	
67.5	265,766	5,172	0.0195	0.9805	40.79	
68.5	249,762	6,526	0.0261	0.9739	39.99	
69.5	230,801	5,317	0.0230	0.9770	38.95	
70.5	219,562	11,932	0.0543	0.9457	38.05	
71.5	99,166	5,660	0.0571	0.9429	35.98	
72.5	83,306	1,285	0.0154	0.9846	33.93	
73.5	81,162	761	0.0094	0.9906	33.41	
74.5	79,952	1,626	0.0203	0.9797	33.10	
75.5	77,375	5,309	0.0686	0.9314	32.43	
76.5	64,661	3,703	0.0573	0.9427	30.21	
77.5	58,372	4,089	0.0701	0.9299	28.48	
78.5	42,845	2,913	0.0680	0.9320	26.48	

KCP&L - GREATER MISSOURI OPERATIONS  
L&P JURISDICTION

ACCOUNT 365 OVERHEAD CONDUCTORS AND DEVICES

ORIGINAL LIFE TABLE, CONT.

PLACEMENT BAND 1909-2008			EXPERIENCE BAND 1979-2008			
AGE AT BEGIN OF INTERVAL	EXPOSURES AT BEGINNING OF AGE INTERVAL	RETIREMENTS DURING AGE INTERVAL	RETMT RATIO	SURV RATIO	PCT SURV BEGIN OF INTERVAL	
79.5	19,999	2,426	0.1213	0.8787	24.68	
80.5	1		0.0000	1.0000	21.69	
81.5	1		0.0000	1.0000	21.69	
82.5	1		0.0000	1.0000	21.69	
83.5	1		0.0000	1.0000	21.69	
84.5	1		0.0000	1.0000	21.69	
85.5	1		0.0000	1.0000	21.69	
86.5	1		0.0000	1.0000	21.69	
87.5	1		0.0000	1.0000	21.69	
88.5	1		0.0000	1.0000	21.69	
89.5	1		0.0000	1.0000	21.69	
90.5	1		0.0000	1.0000	21.69	
91.5	1	1	1.0000	0.0000	21.69	
92.5					0.00	

KCP&L - GREATER MISSOURI OPERATIONS  
L&P JURISDICTION

ACCOUNT 365 OVERHEAD CONDUCTORS AND DEVICES

ORIGINAL LIFE TABLE

PLACEMENT BAND 1909-2008			EXPERIENCE BAND 1999-2008		
AGE AT BEGIN OF INTERVAL	EXPOSURES AT BEGINNING OF AGE INTERVAL	RETIREMENTS DURING AGE INTERVAL	RETMT RATIO	SURV RATIO	PCT SURV BEGIN OF INTERVAL
0.0	7,853,695	67,227	0.0086	0.9914	100.00
0.5	7,212,813	23,929	0.0033	0.9967	99.14
1.5	6,853,575	34,076	0.0050	0.9950	98.81
2.5	6,654,372	13,543	0.0020	0.9980	98.32
3.5	5,680,663	4,195	0.0007	0.9993	98.12
4.5	5,462,549	11,702	0.0021	0.9979	98.05
5.5	5,648,758	11,883	0.0021	0.9979	97.84
6.5	6,091,295	5,273	0.0009	0.9991	97.63
7.5	6,259,318	8,515	0.0014	0.9986	97.54
8.5	6,847,690	56,876	0.0083	0.9917	97.40
9.5	7,286,093	66,010	0.0091	0.9909	96.59
10.5	7,067,205	37,392	0.0053	0.9947	95.71
11.5	7,152,036	65,178	0.0091	0.9909	95.20
12.5	7,131,025	78,638	0.0110	0.9890	94.33
13.5	7,337,540	70,058	0.0095	0.9905	93.29
14.5	7,021,443	26,983	0.0038	0.9962	92.40
15.5	6,852,883	54,970	0.0080	0.9920	92.05
16.5	6,354,883	148,283	0.0233	0.9767	91.31
17.5	6,208,002	16,885	0.0027	0.9973	89.18
18.5	4,950,226	65,247	0.0132	0.9868	88.94
19.5	4,453,078	82,929	0.0186	0.9814	87.77
20.5	4,166,551	25,064	0.0060	0.9940	86.14
21.5	4,159,170	23,837	0.0057	0.9943	85.62
22.5	4,036,774	14,431	0.0036	0.9964	85.13
23.5	3,924,116	26,306	0.0067	0.9933	84.82
24.5	3,883,517	89,461	0.0230	0.9770	84.25
25.5	3,679,333	30,271	0.0082	0.9918	82.31
26.5	3,352,772	32,137	0.0096	0.9904	81.64
27.5	3,100,802	35,736	0.0115	0.9885	80.86
28.5	3,204,742	25,174	0.0079	0.9921	79.93
29.5	3,074,481	42,022	0.0137	0.9863	79.30
30.5	3,028,920	67,565	0.0223	0.9777	78.21
31.5	2,628,136	85,371	0.0325	0.9675	76.47
32.5	2,401,664	54,214	0.0226	0.9774	73.98
33.5	2,343,243	63,195	0.0270	0.9730	72.31
34.5	2,179,012	74,136	0.0340	0.9660	70.36
35.5	2,042,496	54,853	0.0269	0.9731	67.97
36.5	2,008,933	36,707	0.0183	0.9817	66.14
37.5	1,832,791	48,949	0.0267	0.9733	64.93
38.5	1,531,098	53,214	0.0348	0.9652	63.20

KCP&L - GREATER MISSOURI OPERATIONS  
L&P JURISDICTION

ACCOUNT 365 OVERHEAD CONDUCTORS AND DEVICES

ORIGINAL LIFE TABLE, CONT.

PLACEMENT BAND 1909-2008			EXPERIENCE BAND 1999-2008		
AGE AT BEGIN OF INTERVAL	EXPOSURES AT BEGINNING OF AGE INTERVAL	RETIREMENTS DURING AGE INTERVAL	RETMT RATIO	SURV RATIO	PCT SURV BEGIN OF INTERVAL
39.5	1,473,158	37,667	0.0256	0.9744	61.00
40.5	1,422,876	24,166	0.0170	0.9830	59.44
41.5	1,454,650	29,261	0.0201	0.9799	58.43
42.5	1,330,890	15,657	0.0118	0.9882	57.26
43.5	1,183,138	39,843	0.0337	0.9663	56.58
44.5	1,099,861	54,263	0.0493	0.9507	54.67
45.5	1,025,631	72,840	0.0710	0.9290	51.97
46.5	931,327	79,752	0.0856	0.9144	48.28
47.5	829,033	65,625	0.0792	0.9208	44.15
48.5	735,550	26,334	0.0358	0.9642	40.65
49.5	690,174	7,330	0.0106	0.9894	39.19
50.5	701,418	7,522	0.0107	0.9893	38.77
51.5	651,313	4,513	0.0069	0.9931	38.36
52.5	602,905	3,882	0.0064	0.9936	38.10
53.5	556,312	2,448	0.0044	0.9956	37.86
54.5	530,426	2,375	0.0045	0.9955	37.69
55.5	478,191	1,939	0.0041	0.9959	37.52
56.5	437,128	2,830	0.0065	0.9935	37.37
57.5	402,115	3,267	0.0081	0.9919	37.13
58.5	349,861	6,907	0.0197	0.9803	36.83
59.5	265,471	4,692	0.0177	0.9823	36.10
60.5	152,819	1,516	0.0099	0.9901	35.46
61.5	223,884	1,709	0.0076	0.9924	35.11
62.5	218,985	1,967	0.0090	0.9910	34.84
63.5	211,049	1,828	0.0087	0.9913	34.53
64.5	207,957	4,069	0.0196	0.9804	34.23
65.5	201,518	3,218	0.0160	0.9840	33.56
66.5	197,384	4,163	0.0211	0.9789	33.02
67.5	187,290	4,769	0.0255	0.9745	32.32
68.5	187,367	6,315	0.0337	0.9663	31.50
69.5	194,159	3,524	0.0182	0.9818	30.44
70.5	219,520	11,898	0.0542	0.9458	29.89
71.5	99,158	5,653	0.0570	0.9430	28.27
72.5	83,305	1,285	0.0154	0.9846	26.66
73.5	81,161	761	0.0094	0.9906	26.25
74.5	79,951	1,626	0.0203	0.9797	26.00
75.5	77,374	5,309	0.0686	0.9314	25.47
76.5	64,660	3,703	0.0573	0.9427	23.72
77.5	58,371	4,089	0.0701	0.9299	22.36
78.5	42,844	2,913	0.0680	0.9320	20.79



KCP&L - GREATER MISSOURI OPERATIONS  
L&P JURISDICTION

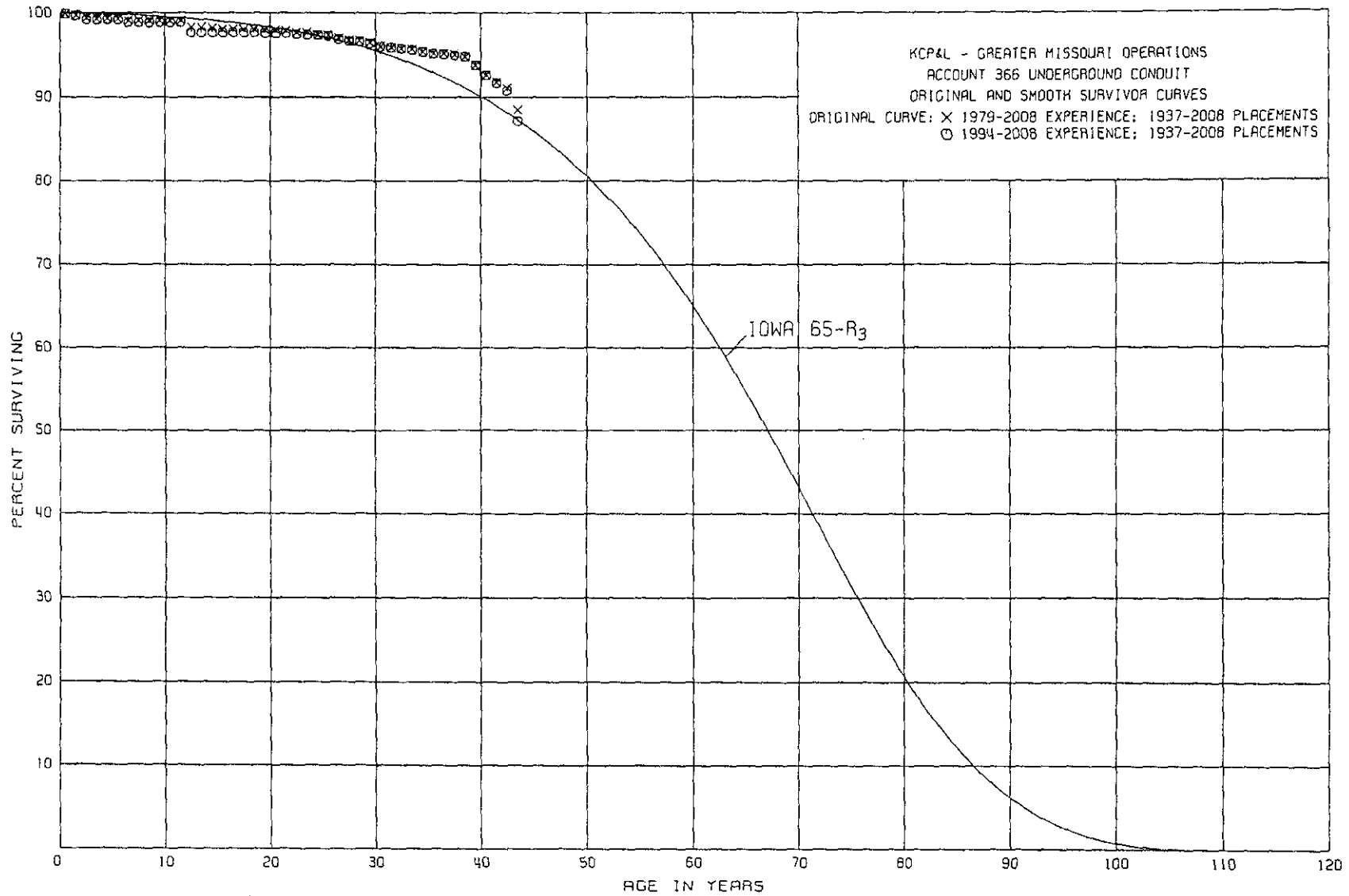
ACCOUNT 365 OVERHEAD CONDUCTORS AND DEVICES

ORIGINAL LIFE TABLE, CONT.

PLACEMENT BAND 1909-2008			EXPERIENCE BAND 1999-2008			
AGE AT BEGIN OF INTERVAL	EXPOSURES AT BEGINNING OF AGE INTERVAL	RETIREMENTS DURING AGE INTERVAL	RETMT RATIO	SURV RATIO	PCT SURV BEGIN OF INTERVAL	
79.5	19,998	2,426	0.1213	0.8787	19.38	
80.5					17.03	
81.5						
82.5						
83.5						
84.5						
85.5						
86.5						
87.5						
88.5						
89.5	1		0.0000			
90.5	1		0.0000			
91.5	1	1	1.0000			
92.5						

III-103

Schedule JSS2010-2



KCP&L - GREATER MISSOURI OPERATIONS  
L&P JURISDICTION

ACCOUNT 366 UNDERGROUND CONDUIT

ORIGINAL LIFE TABLE

PLACEMENT BAND 1937-2008			EXPERIENCE BAND 1979-2008		
AGE AT BEGIN OF INTERVAL	EXPOSURES AT BEGINNING OF AGE INTERVAL	RETIREMENTS DURING AGE INTERVAL	RETMT RATIO	SURV RATIO	PCT SURV BEGIN OF INTERVAL
0.0	6,903,728	1,298	0.0002	0.9998	100.00
0.5	6,758,719	17,650	0.0026	0.9974	99.98
1.5	6,627,609	24,211	0.0037	0.9963	99.72
2.5	6,449,793	560	0.0001	0.9999	99.35
3.5	6,087,256	343	0.0001	0.9999	99.34
4.5	5,683,274	175	0.0000	1.0000	99.33
5.5	5,123,572	9,644	0.0019	0.9981	99.33
6.5	4,742,300	105	0.0000	1.0000	99.14
7.5	4,615,550	850	0.0002	0.9998	99.14
8.5	4,128,427	157	0.0000	1.0000	99.12
9.5	3,745,700	92	0.0000	1.0000	99.12
10.5	3,249,042	985	0.0003	0.9997	99.12
11.5	3,028,286	24,646	0.0081	0.9919	99.09
12.5	2,769,018	676	0.0002	0.9998	98.29
13.5	2,575,797	746	0.0003	0.9997	98.27
14.5	2,376,407	4,254	0.0018	0.9982	98.24
15.5	2,247,485	64	0.0000	1.0000	98.06
16.5	2,098,819	37	0.0000	1.0000	98.06
17.5	1,997,292	277	0.0001	0.9999	98.06
18.5	1,862,687	556	0.0003	0.9997	98.05
19.5	1,767,251	867	0.0005	0.9995	98.02
20.5	1,508,702	1,148	0.0008	0.9992	97.97
21.5	1,409,050	2,312	0.0016	0.9984	97.89
22.5	1,342,186	1,086	0.0008	0.9992	97.73
23.5	1,267,392	3,325	0.0026	0.9974	97.65
24.5	1,241,300	554	0.0004	0.9996	97.40
25.5	1,218,834	5,054	0.0041	0.9959	97.36
26.5	1,164,412	2,513	0.0022	0.9978	96.96
27.5	1,100,831	734	0.0007	0.9993	96.75
28.5	998,024	2,356	0.0024	0.9976	96.68
29.5	866,523	3,802	0.0044	0.9956	96.45
30.5	820,378	1,162	0.0014	0.9986	96.03
31.5	693,152	571	0.0008	0.9992	95.90
32.5	630,522	1,053	0.0017	0.9983	95.82
33.5	569,746	1,522	0.0027	0.9973	95.66
34.5	525,352	893	0.0017	0.9983	95.40
35.5	505,614	405	0.0008	0.9992	95.24
36.5	458,799	540	0.0012	0.9988	95.16
37.5	358,122	956	0.0027	0.9973	95.05
38.5	309,935	3,111	0.0100	0.9900	94.79

KCP&L - GREATER MISSOURI OPERATIONS  
L&P JURISDICTION

ACCOUNT 366 UNDERGROUND CONDUIT

ORIGINAL LIFE TABLE, CONT.

PLACEMENT BAND 1937-2008			EXPERIENCE BAND 1979-2008			
AGE AT BEGIN OF INTERVAL	EXPOSURES AT BEGINNING OF AGE INTERVAL	RETIREMENTS DURING AGE INTERVAL	RETMT RATIO	SURV RATIO	PCT SURV BEGIN OF INTERVAL	
39.5	298,445	3,914	0.0131	0.9869	93.84	
40.5	238,223	2,108	0.0088	0.9912	92.61	
41.5	136,157	1,101	0.0081	0.9919	91.80	
42.5	67,562	1,884	0.0279	0.9721	91.06	
43.5	28,140	394	0.0140	0.9860	88.52	
44.5	27,254	157	0.0058	0.9942	87.28	
45.5	24,604	27	0.0011	0.9989	86.77	
46.5	23,726	315	0.0133	0.9867	86.67	
47.5	23,411	384	0.0164	0.9836	85.52	
48.5	23,027	16	0.0007	0.9993	84.12	
49.5	23,011	97	0.0042	0.9958	84.06	
50.5	21,833	6	0.0003	0.9997	83.71	
51.5	21,789	36	0.0017	0.9983	83.68	
52.5	21,747		0.0000	1.0000	83.54	
53.5	21,747	4	0.0002	0.9998	83.54	
54.5	21,743	14	0.0006	0.9994	83.52	
55.5	19,983		0.0000	1.0000	83.47	
56.5	19,983	15	0.0008	0.9992	83.47	
57.5	19,951		0.0000	1.0000	83.40	
58.5	19,951	13	0.0007	0.9993	83.40	
59.5	19,938	123	0.0062	0.9938	83.34	
60.5	19,815	41	0.0021	0.9979	82.82	
61.5	19,774	120	0.0061	0.9939	82.65	
62.5	19,654	15	0.0008	0.9992	82.15	
63.5	19,639		0.0000	1.0000	82.08	
64.5	19,623	12	0.0006	0.9994	82.08	
65.5	19,611	465	0.0237	0.9763	82.03	
66.5	19,146	4	0.0002	0.9998	80.09	
67.5	19,142		0.0000	1.0000	80.07	
68.5	19,090	336	0.0176	0.9824	80.07	
69.5	18,742	11	0.0006	0.9994	78.66	
70.5	4,451		0.0000	1.0000	78.61	
71.5					78.61	

KCP&L - GREATER MISSOURI OPERATIONS  
L&P JURISDICTION

ACCOUNT 366 UNDERGROUND CONDUIT

ORIGINAL LIFE TABLE

PLACEMENT BAND 1937-2008			EXPERIENCE BAND 1994-2008			
AGE AT BEGIN OF INTERVAL	EXPOSURES AT BEGINNING OF AGE INTERVAL	RETIREMENTS DURING AGE INTERVAL	RETMT RATIO	SURV RATIO	PCT SURV BEGIN OF INTERVAL	
0.0	5,403,299	1,298	0.0002	0.9998	100.00	
0.5	5,322,071	17,650	0.0033	0.9967	99.98	
1.5	5,218,047	24,211	0.0046	0.9954	99.65	
2.5	5,076,947	560	0.0001	0.9999	99.19	
3.5	4,783,891	343	0.0001	0.9999	99.18	
4.5	4,447,984	175	0.0000	1.0000	99.17	
5.5	4,126,580	9,372	0.0023	0.9977	99.17	
6.5	3,796,599	105	0.0000	1.0000	98.94	
7.5	3,635,053	850	0.0002	0.9998	98.94	
8.5	3,170,937	62	0.0000	1.0000	98.92	
9.5	2,800,227	44	0.0000	1.0000	98.92	
10.5	2,254,608	23	0.0000	1.0000	98.92	
11.5	1,976,494	24,070	0.0122	0.9878	98.92	
12.5	1,709,041	100	0.0001	0.9999	97.71	
13.5	1,569,804	176	0.0001	0.9999	97.70	
14.5	1,499,211	387	0.0003	0.9997	97.69	
15.5	1,415,344	17	0.0000	1.0000	97.66	
16.5	1,387,770	7	0.0000	1.0000	97.66	
17.5	1,348,819	17	0.0000	1.0000	97.66	
18.5	1,278,409	218	0.0002	0.9998	97.66	
19.5	1,235,116	787	0.0006	0.9994	97.64	
20.5	994,337	267	0.0003	0.9997	97.58	
21.5	943,243	661	0.0007	0.9993	97.55	
22.5	976,869	856	0.0009	0.9991	97.48	
23.5	951,881	236	0.0002	0.9998	97.39	
24.5	939,671	378	0.0004	0.9996	97.37	
25.5	984,746	4,476	0.0045	0.9955	97.33	
26.5	1,037,023	2,290	0.0022	0.9978	96.89	
27.5	1,043,012	515	0.0005	0.9995	96.68	
28.5	987,238	2,356	0.0024	0.9976	96.63	
29.5	856,610	3,802	0.0044	0.9956	96.40	
30.5	813,743	1,162	0.0014	0.9986	95.98	
31.5	688,424	571	0.0008	0.9992	95.85	
32.5	625,794	1,053	0.0017	0.9983	95.77	
33.5	565,018	1,522	0.0027	0.9973	95.61	
34.5	520,340	766	0.0015	0.9985	95.35	
35.5	503,144	405	0.0008	0.9992	95.21	
36.5	456,329	540	0.0012	0.9988	95.13	
37.5	355,652	956	0.0027	0.9973	95.02	
38.5	307,465	3,111	0.0101	0.9899	94.76	

KCP&L - GREATER MISSOURI OPERATIONS  
L&P JURISDICTION

ACCOUNT 366 UNDERGROUND CONDUIT

ORIGINAL LIFE TABLE, CONT.

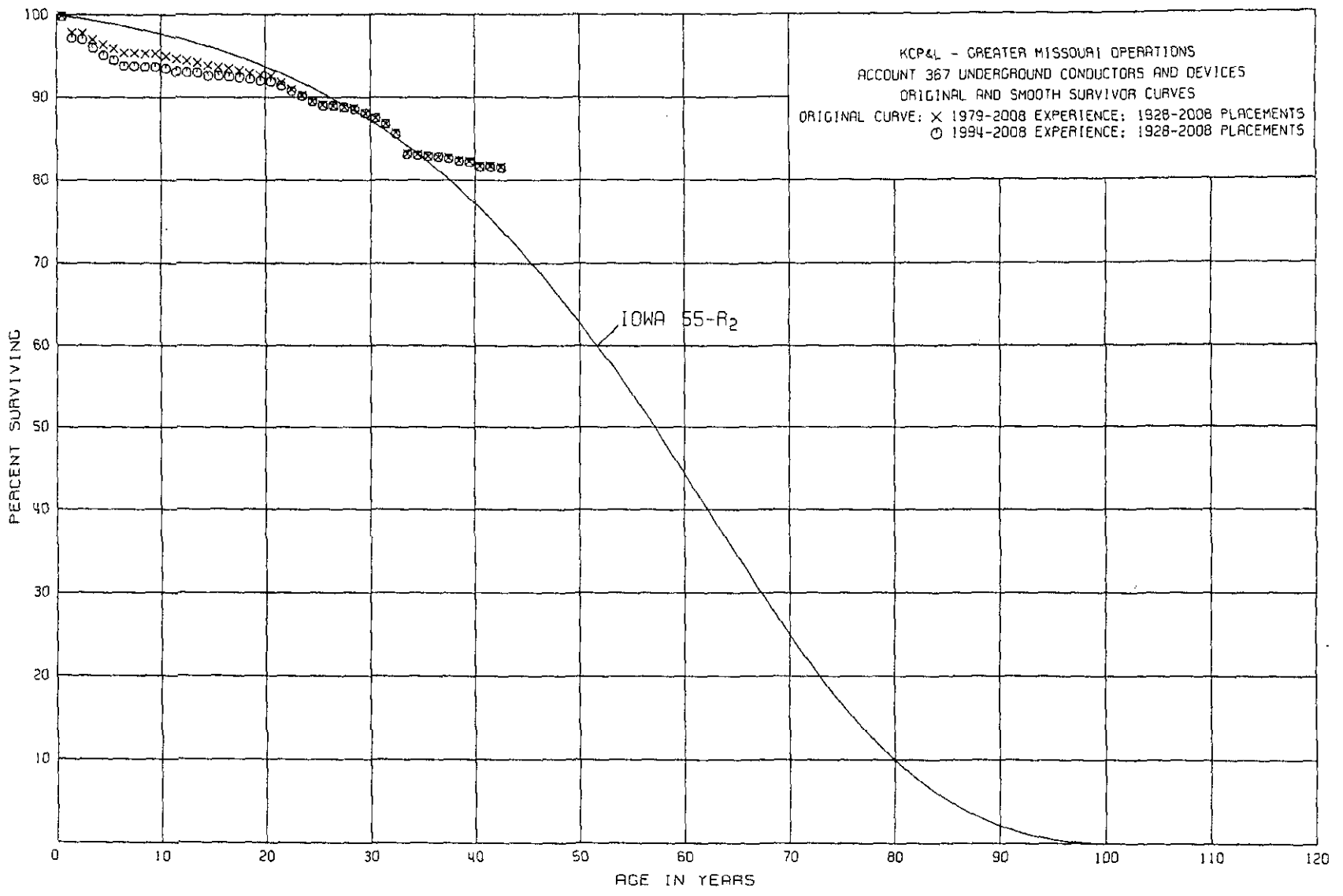
PLACEMENT BAND 1937-2008

EXPERIENCE BAND 1994-2008

AGE AT BEGIN OF INTERVAL	EXPOSURES AT BEGINNING OF AGE INTERVAL	RETIREMENTS DURING AGE INTERVAL	RETMT RATIO	SURV RATIO	PCT SURV BEGIN OF INTERVAL
39.5	295,963	3,914	0.0132	0.9868	93.80
40.5	222,464	2,108	0.0095	0.9905	92.56
41.5	115,868	1,101	0.0095	0.9905	91.68
42.5	47,273	1,884	0.0399	0.9601	90.81
43.5	7,851	150	0.0191	0.9809	87.19
44.5	7,209	157	0.0218	0.9782	85.52
45.5	4,559	27	0.0059	0.9941	83.66
46.5	3,681	315	0.0856	0.9144	83.17
47.5	3,366	305	0.0906	0.9094	76.05
48.5	3,061	16	0.0052	0.9948	69.16
49.5	3,085	97	0.0314	0.9686	68.80
50.5	1,907	6	0.0031	0.9969	66.64
51.5	1,863	36	0.0193	0.9807	66.43
52.5	1,821		0.0000	1.0000	65.15
53.5	1,821	4	0.0022	0.9978	65.15
54.5	1,829	14	0.0077	0.9923	65.01
55.5	15,532		0.0000	1.0000	64.51
56.5	19,983	15	0.0008	0.9992	64.51
57.5	19,951		0.0000	1.0000	64.46
58.5	19,951	13	0.0007	0.9993	64.46
59.5	19,938	123	0.0062	0.9938	64.41
60.5	19,815	41	0.0021	0.9979	64.01
61.5	19,774	120	0.0061	0.9939	63.88
62.5	19,654	15	0.0008	0.9992	63.49
63.5	19,639		0.0000	1.0000	63.44
64.5	19,623	12	0.0006	0.9994	63.44
65.5	19,611	465	0.0237	0.9763	63.40
66.5	19,146	4	0.0002	0.9998	61.90
67.5	19,142		0.0000	1.0000	61.89
68.5	19,090	336	0.0176	0.9824	61.89
69.5	18,742	11	0.0006	0.9994	60.80
70.5	4,451		0.0000	1.0000	60.76
71.5					60.76

III-108

Schedule JJS2010-2



KCP&L - GREATER MISSOURI OPERATIONS  
L&P JURISDICTION

ACCOUNT 367 UNDERGROUND CONDUCTORS AND DEVICES

ORIGINAL LIFE TABLE

PLACEMENT BAND 1928-2008			EXPERIENCE BAND 1979-2008		
AGE AT BEGIN OF INTERVAL	EXPOSURES AT BEGINNING OF AGE INTERVAL	RETIREMENTS DURING AGE INTERVAL	RETMT RATIO	SURV RATIO	PCT SURV BEGIN OF INTERVAL
0.0	17,064,177	21,585	0.0013	0.9987	100.00
0.5	16,234,177	313,057	0.0193	0.9807	99.87
1.5	15,501,642	25,702	0.0017	0.9983	97.94
2.5	15,357,244	117,066	0.0076	0.9924	97.77
3.5	13,748,088	84,695	0.0062	0.9938	97.03
4.5	13,511,469	69,517	0.0051	0.9949	96.43
5.5	13,111,188	70,840	0.0054	0.9946	95.94
6.5	12,724,172	4,742	0.0004	0.9996	95.42
7.5	12,770,650	6,940	0.0005	0.9995	95.38
8.5	11,304,035	9,505	0.0008	0.9992	95.33
9.5	10,201,965	27,926	0.0027	0.9973	95.25
10.5	8,983,051	34,247	0.0038	0.9962	94.99
11.5	8,161,840	23,780	0.0029	0.9971	94.63
12.5	7,517,963	13,465	0.0018	0.9982	94.36
13.5	7,001,964	30,099	0.0043	0.9957	94.19
14.5	6,542,442	10,562	0.0016	0.9984	93.78
15.5	6,043,711	9,521	0.0016	0.9984	93.63
16.5	5,566,072	14,402	0.0026	0.9974	93.48
17.5	5,111,571	17,519	0.0034	0.9966	93.24
18.5	4,685,587	11,189	0.0024	0.9976	92.92
19.5	4,233,862	6,395	0.0015	0.9985	92.70
20.5	3,673,144	29,617	0.0081	0.9919	92.56
21.5	3,394,950	31,136	0.0092	0.9908	91.81
22.5	3,125,673	23,009	0.0074	0.9926	90.97
23.5	2,885,948	24,827	0.0086	0.9914	90.30
24.5	2,752,381	14,342	0.0052	0.9948	89.52
25.5	2,567,290	1,537	0.0006	0.9994	89.05
26.5	2,446,749	4,623	0.0019	0.9981	89.00
27.5	2,284,725	4,667	0.0020	0.9980	88.83
28.5	2,124,277	12,081	0.0057	0.9943	88.65
29.5	1,890,772	13,492	0.0071	0.9929	88.14
30.5	1,630,906	12,404	0.0076	0.9924	87.51
31.5	1,353,008	18,286	0.0135	0.9865	86.84
32.5	1,151,623	33,600	0.0292	0.9708	85.67
33.5	911,315	1,076	0.0012	0.9988	83.17
34.5	810,615	1,355	0.0017	0.9983	83.07
35.5	716,286	861	0.0012	0.9988	82.93
36.5	640,528	912	0.0014	0.9986	82.83
37.5	508,287	1,776	0.0035	0.9965	82.71
38.5	405,305	508	0.0013	0.9987	82.42
39.5	351,665	2,502	0.0071	0.9929	82.31



KCP&L - GREATER MISSOURI OPERATIONS  
L&P JURISDICTION

ACCOUNT 367 UNDERGROUND CONDUCTORS AND DEVICES

ORIGINAL LIFE TABLE, CONT.

PLACEMENT BAND 1928-2008			EXPERIENCE BAND 1979-2008			
AGE AT BEGIN OF INTERVAL	EXPOSURES AT BEGINNING OF AGE INTERVAL	RETIREMENTS DURING AGE INTERVAL	RETMT RATIO	SURV RATIO	PCT SURV BEGIN OF INTERVAL	
40.5	242,392	88	0.0004	0.9996	81.73	
41.5	194,765	287	0.0015	0.9985	81.70	
42.5	106,144	75	0.0007	0.9993	81.58	
43.5	45,274	40	0.0009	0.9991	81.52	
44.5	42,842	3	0.0001	0.9999	81.45	
45.5	36,637	698	0.0191	0.9809	81.44	
46.5	35,176	46	0.0013	0.9987	79.88	
47.5	35,130	299	0.0085	0.9915	79.78	
48.5	34,831	2,024	0.0581	0.9419	79.10	
49.5	32,806	153	0.0047	0.9953	74.50	
50.5	33,472	17	0.0005	0.9995	74.15	
51.5	33,455	24	0.0007	0.9993	74.11	
52.5	33,431	96	0.0029	0.9971	74.06	
53.5	33,334	218	0.0065	0.9935	73.85	
54.5	30,480	2	0.0001	0.9999	73.37	
55.5	25,953	82	0.0032	0.9968	73.36	
56.5	25,953	319	0.0123	0.9877	73.13	
57.5	25,953	399	0.0154	0.9846	72.23	
58.5	23,560	176	0.0075	0.9925	71.12	
59.5	23,560	60	0.0025	0.9975	70.59	
60.5	23,560	97	0.0041	0.9959	70.41	
61.5	23,473	47	0.0020	0.9980	70.12	
62.5	23,426	19	0.0008	0.9992	69.98	
63.5	23,407	2,143	0.0916	0.9084	69.92	
64.5	21,256	51	0.0024	0.9976	63.52	
65.5	21,231	39	0.0018	0.9982	63.37	
66.5	21,225	7,146	0.3367	0.6633	63.26	
67.5	14,053	170	0.0121	0.9879	41.96	
68.5	13,553	792	0.0584	0.9416	41.45	
69.5	12,865	45	0.0035	0.9965	39.03	
70.5	12,846	15	0.0012	0.9988	38.89	
71.5	1,927		0.0000	1.0000	38.84	
72.5	1,927	873	0.4530	0.5470	38.84	
73.5	1,054	27	0.0256	0.9744	21.25	
74.5	1,054	25	0.0237	0.9763	20.71	
75.5	1,030	37	0.0359	0.9641	20.22	
76.5	1,030	69	0.0670	0.9330	19.49	
77.5	1,028	80	0.0778	0.9222	18.18	
78.5	1,027		0.0000	1.0000	16.77	
79.5	1,027	812	0.7907	0.2093	16.77	
80.5					3.51	

KCP&L - GREATER MISSOURI OPERATIONS  
L&P JURISDICTION

ACCOUNT 367 UNDERGROUND CONDUCTORS AND DEVICES

ORIGINAL LIFE TABLE

PLACEMENT BAND 1928-2008                      EXPERIENCE BAND 1994-2008

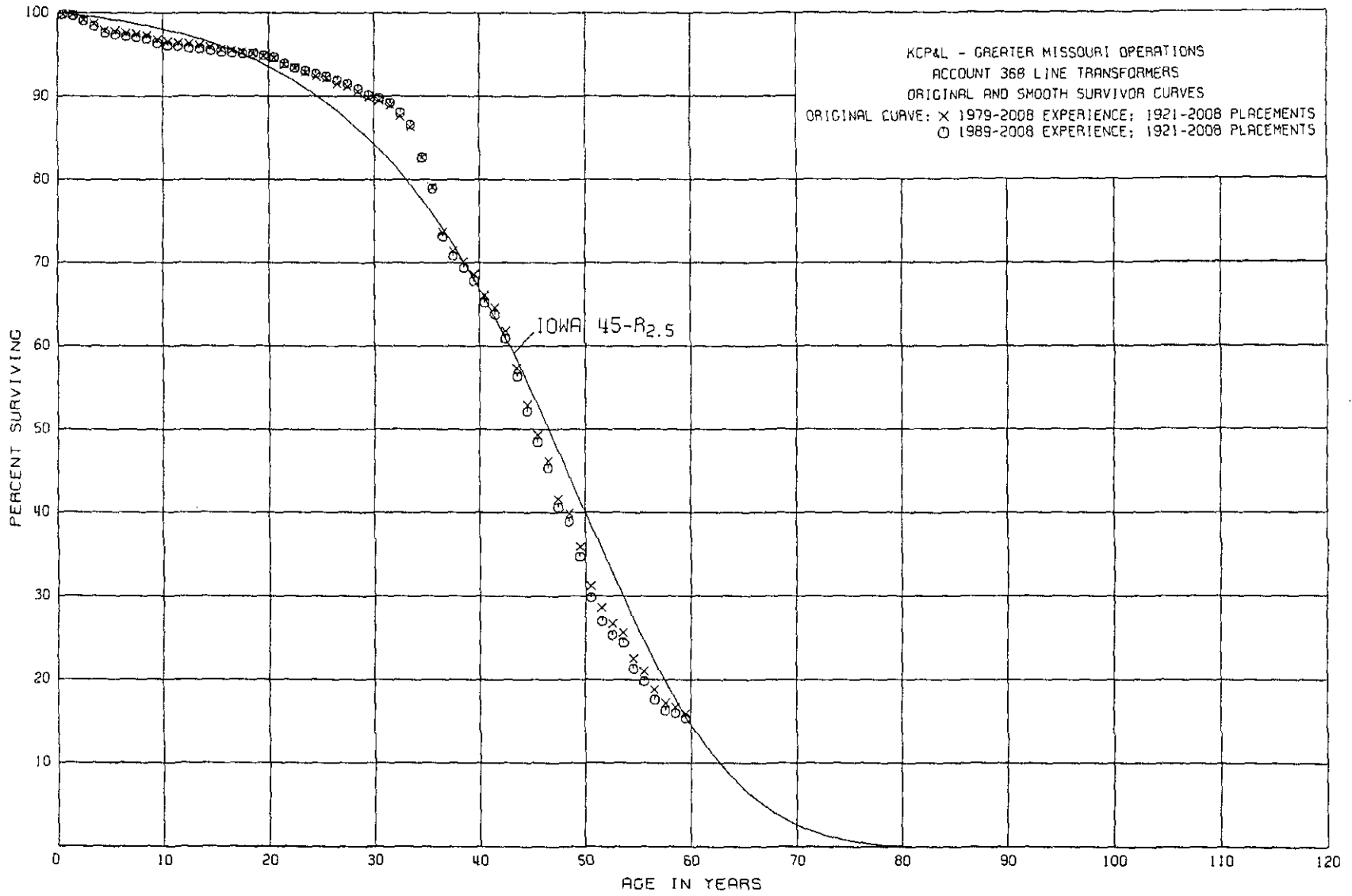
AGE AT BEGIN OF INTERVAL	EXPOSURES AT BEGINNING OF AGE INTERVAL	RETIREMENTS DURING AGE INTERVAL	RETMT RATIO	SURV RATIO	PCT SURV BEGIN OF INTERVAL
0.0	12,283,590	21,585	0.0018	0.9982	100.00
0.5	11,717,331	307,565	0.0262	0.9738	99.82
1.5	11,172,951	25,702	0.0023	0.9977	97.20
2.5	11,233,064	117,017	0.0104	0.9896	96.98
3.5	9,815,226	84,386	0.0086	0.9914	95.97
4.5	9,996,820	69,216	0.0069	0.9931	95.14
5.5	10,042,224	69,444	0.0069	0.9931	94.48
6.5	9,831,633	4,492	0.0005	0.9995	93.83
7.5	9,911,618	4,020	0.0004	0.9996	93.78
8.5	8,604,858	2,439	0.0003	0.9997	93.74
9.5	7,564,633	18,980	0.0025	0.9975	93.71
10.5	6,421,119	28,996	0.0045	0.9955	93.48
11.5	5,655,190	1,689	0.0003	0.9997	93.06
12.5	5,109,486	2,866	0.0006	0.9994	93.03
13.5	4,695,102	17,267	0.0037	0.9963	92.97
14.5	4,488,262	2,255	0.0005	0.9995	92.63
15.5	4,245,620	3,629	0.0009	0.9991	92.58
16.5	4,051,571	3,015	0.0007	0.9993	92.50
17.5	3,835,462	9,519	0.0025	0.9975	92.44
18.5	3,646,501	6,910	0.0019	0.9981	92.21
19.5	3,337,242	4,533	0.0014	0.9986	92.03
20.5	2,887,667	17,140	0.0059	0.9941	91.90
21.5	2,705,180	16,357	0.0060	0.9940	91.36
22.5	2,605,957	19,003	0.0073	0.9927	90.81
23.5	2,472,143	16,784	0.0068	0.9932	90.15
24.5	2,396,309	14,146	0.0059	0.9941	89.54
25.5	2,314,440	1,341	0.0006	0.9994	89.01
26.5	2,262,975	3,893	0.0017	0.9983	88.96
27.5	2,194,789	4,667	0.0021	0.9979	88.81
28.5	2,098,294	12,081	0.0058	0.9942	88.62
29.5	1,868,874	13,492	0.0072	0.9928	88.11
30.5	1,615,623	12,404	0.0077	0.9923	87.48
31.5	1,338,715	18,286	0.0137	0.9863	86.81
32.5	1,137,330	33,600	0.0295	0.9705	85.62
33.5	897,022	1,076	0.0012	0.9988	83.09
34.5	796,314	1,355	0.0017	0.9983	82.99
35.5	703,809	845	0.0012	0.9988	82.85
36.5	628,103	912	0.0015	0.9985	82.75
37.5	495,843	1,776	0.0036	0.9964	82.63
38.5	392,383	508	0.0013	0.9987	82.33
39.5	342,201	2,502	0.0073	0.9927	82.22

KCP&L - GREATER MISSOURI OPERATIONS  
L&P JURISDICTION

ACCOUNT 367 UNDERGROUND CONDUCTORS AND DEVICES

ORIGINAL LIFE TABLE, CONT.

PLACEMENT BAND 1928-2008			EXPERIENCE BAND 1994-2008			
AGE AT BEGIN OF INTERVAL	EXPOSURES AT BEGINNING OF AGE INTERVAL	RETIREMENTS DURING AGE INTERVAL	RETMT RATIO	SURV RATIO	PCT SURV BEGIN OF INTERVAL	
40.5	239,175	88	0.0004	0.9996	81.62	
41.5	170,739	287	0.0017	0.9983	81.59	
42.5	82,118	75	0.0009	0.9991	81.45	
43.5	23,641	40	0.0017	0.9983	81.38	
44.5	21,209	3	0.0001	0.9999	81.24	
45.5	15,004	698	0.0465	0.9535	81.23	
46.5	13,543	46	0.0034	0.9966	77.45	
47.5	13,497	299	0.0222	0.9778	77.19	
48.5	13,198	2,024	0.1534	0.8466	75.48	
49.5	11,181	153	0.0137	0.9863	63.90	
50.5	9,920	17	0.0017	0.9983	63.02	
51.5	9,903	24	0.0024	0.9976	62.91	
52.5	9,898	96	0.0097	0.9903	62.76	
53.5	10,279	218	0.0212	0.9788	62.15	
54.5	7,744	2	0.0003	0.9997	60.83	
55.5	3,217	82	0.0255	0.9745	60.81	
56.5	24,026	319	0.0133	0.9867	59.26	
57.5	24,026	399	0.0166	0.9834	58.47	
58.5	21,633	176	0.0081	0.9919	57.50	
59.5	21,633	60	0.0028	0.9972	57.03	
60.5	21,633	97	0.0045	0.9955	56.87	
61.5	21,546	47	0.0022	0.9978	56.61	
62.5	21,499	19	0.0009	0.9991	56.49	
63.5	21,480	2,143	0.0998	0.9002	56.44	
64.5	19,329	51	0.0026	0.9974	50.81	
65.5	21,231	39	0.0018	0.9982	50.68	
66.5	21,225	7,146	0.3367	0.6633	50.59	
67.5	14,053	170	0.0121	0.9879	33.56	
68.5	13,553	792	0.0584	0.9416	33.15	
69.5	12,865	45	0.0035	0.9965	31.21	
70.5	12,846	15	0.0012	0.9988	31.10	
71.5	1,927		0.0000	1.0000	31.06	
72.5	1,927	873	0.4530	0.5470	31.06	
73.5	1,054	27	0.0256	0.9744	16.99	
74.5	1,054	25	0.0237	0.9763	16.56	
75.5	1,030	37	0.0359	0.9641	16.17	
76.5	1,030	69	0.0670	0.9330	15.59	
77.5	1,028	80	0.0778	0.9222	14.55	
78.5	1,027		0.0000	1.0000	13.42	
79.5	1,027	812	0.7907	0.2093	13.42	
80.5					2.81	



KCP&L - GREATER MISSOURI OPERATIONS  
L&P JURISDICTION

ACCOUNT 368 LINE TRANSFORMERS

ORIGINAL LIFE TABLE

PLACEMENT BAND 1921-2008                      EXPERIENCE BAND 1979-2008

AGE AT BEGIN OF INTERVAL	EXPOSURES AT BEGINNING OF AGE INTERVAL	RETIREMENTS DURING AGE INTERVAL	RETMT RATIO	SURV RATIO	PCT SURV BEGIN OF INTERVAL
0.0	28,350,845	47,826	0.0017	0.9983	100.00
0.5	26,563,566	17,811	0.0007	0.9993	99.83
1.5	24,910,735	134,317	0.0054	0.9946	99.76
2.5	23,855,912	133,537	0.0056	0.9944	99.22
3.5	21,853,626	160,007	0.0073	0.9927	98.66
4.5	20,817,096	39,362	0.0019	0.9981	97.94
5.5	19,955,902	32,513	0.0016	0.9984	97.75
6.5	18,807,947	17,261	0.0009	0.9991	97.59
7.5	18,741,620	46,046	0.0025	0.9975	97.50
8.5	17,755,285	90,758	0.0051	0.9949	97.26
9.5	16,930,809	35,322	0.0021	0.9979	96.76
10.5	16,172,598	26,338	0.0016	0.9984	96.56
11.5	15,610,318	24,855	0.0016	0.9984	96.41
12.5	15,041,653	17,575	0.0012	0.9988	96.26
13.5	14,243,556	30,217	0.0021	0.9979	96.14
14.5	13,615,361	51,507	0.0038	0.9962	95.94
15.5	12,911,906	16,142	0.0013	0.9987	95.58
16.5	12,391,668	22,043	0.0018	0.9982	95.46
17.5	11,828,265	26,792	0.0023	0.9977	95.29
18.5	11,354,988	30,632	0.0027	0.9973	95.07
19.5	10,535,455	28,894	0.0027	0.9973	94.81
20.5	10,106,217	78,170	0.0077	0.9923	94.55
21.5	9,847,810	49,697	0.0050	0.9950	93.82
22.5	9,517,352	45,641	0.0048	0.9952	93.35
23.5	8,869,597	43,888	0.0049	0.9951	92.90
24.5	8,391,386	24,810	0.0030	0.9970	92.44
25.5	8,087,613	54,387	0.0067	0.9933	92.16
26.5	7,811,608	30,288	0.0039	0.9961	91.54
27.5	7,557,399	50,529	0.0067	0.9933	91.18
28.5	7,240,272	60,214	0.0083	0.9917	90.57
29.5	6,807,219	24,623	0.0036	0.9964	89.82
30.5	6,351,177	45,535	0.0072	0.9928	89.50
31.5	5,800,560	79,817	0.0138	0.9862	88.86
32.5	5,351,324	84,754	0.0158	0.9842	87.63
33.5	5,024,143	214,852	0.0428	0.9572	86.25
34.5	4,425,487	187,982	0.0425	0.9575	82.56
35.5	3,723,323	251,811	0.0676	0.9324	79.05
36.5	3,222,282	99,999	0.0310	0.9690	73.71
37.5	2,777,293	50,967	0.0184	0.9816	71.42
38.5	2,405,487	52,258	0.0217	0.9783	70.11
39.5	2,044,638	74,272	0.0363	0.9637	68.59

KCP&L - GREATER MISSOURI OPERATIONS  
L&P JURISDICTION

ACCOUNT 368 LINE TRANSFORMERS

ORIGINAL LIFE TABLE, CONT.

PLACEMENT BAND 1921-2008                      EXPERIENCE BAND 1979-2008

AGE AT BEGIN OF INTERVAL	EXPOSURES AT BEGINNING OF AGE INTERVAL	RETIREMENTS DURING AGE INTERVAL	RETMT RATIO	SURV RATIO	PCT SURV BEGIN OF INTERVAL
40.5	1,739,599	38,487	0.0221	0.9779	66.10
41.5	1,503,244	66,651	0.0443	0.9557	64.64
42.5	1,302,821	91,480	0.0702	0.9298	61.78
43.5	1,115,708	86,804	0.0778	0.9222	57.44
44.5	987,931	68,651	0.0695	0.9305	52.97
45.5	868,592	53,973	0.0621	0.9379	49.29
46.5	763,841	77,041	0.1009	0.8991	46.23
47.5	630,065	25,081	0.0398	0.9602	41.57
48.5	569,656	57,434	0.1008	0.8992	39.92
49.5	474,051	62,553	0.1320	0.8680	35.90
50.5	396,967	33,283	0.0838	0.9162	31.16
51.5	331,129	21,474	0.0649	0.9351	28.55
52.5	253,301	10,204	0.0403	0.9597	26.70
53.5	202,768	24,412	0.1204	0.8796	25.62
54.5	173,542	11,787	0.0679	0.9321	22.54
55.5	151,309	16,075	0.1062	0.8938	21.01
56.5	125,508	10,405	0.0829	0.9171	18.78
57.5	105,109	3,386	0.0322	0.9678	17.22
58.5	88,855	3,950	0.0445	0.9555	16.67
59.5	67,581	4,186	0.0619	0.9381	15.93
60.5	55,502	6,196	0.1116	0.8884	14.94
61.5	25,832	2,360	0.0914	0.9086	13.27
62.5	23,471	700	0.0298	0.9702	12.06
63.5	21,187	4,066	0.1919	0.8081	11.70
64.5	14,581	276	0.0189	0.9811	9.45
65.5	11,761	1,098	0.0934	0.9066	9.27
66.5	10,660	104	0.0098	0.9902	8.40
67.5	10,282	107	0.0104	0.9896	8.32
68.5	10,156	70	0.0069	0.9931	8.23
69.5	10,085	910	0.0902	0.9098	8.17
70.5	9,173	866	0.0944	0.9056	7.43
71.5	7,211	1,254	0.1739	0.8261	6.73
72.5	6,301	6,288	0.9979	0.0021	5.56
73.5	13	7	0.5385	0.4615	0.01
74.5	6	2	0.3333	0.6667	0.00
75.5	17	1	0.0588	0.9412	0.00
76.5	16	7	0.4375	0.5625	0.00
77.5	9		0.0000	1.0000	0.00
78.5	9	7	0.7778	0.2222	0.00
79.5	1		0.0000	1.0000	0.00
80.5					0.00

KCP&L - GREATER MISSOURI OPERATIONS  
L&P JURISDICTION

ACCOUNT 368 LINE TRANSFORMERS

ORIGINAL LIFE TABLE

PLACEMENT BAND 1921-2008                      EXPERIENCE BAND 1989-2008

AGE AT BEGIN OF INTERVAL	EXPOSURES AT BEGINNING OF AGE INTERVAL	RETIREMENTS DURING AGE INTERVAL	RETMT RATIO	SURV RATIO	PCT SURV BEGIN OF INTERVAL
0.0	24,323,188	47,826	0.0020	0.9980	100.00
0.5	22,648,709	16,708	0.0007	0.9993	99.80
1.5	20,752,485	132,817	0.0064	0.9936	99.73
2.5	19,822,246	131,219	0.0066	0.9934	99.09
3.5	18,183,540	156,562	0.0086	0.9914	98.44
4.5	17,151,566	38,981	0.0023	0.9977	97.59
5.5	16,029,989	29,413	0.0018	0.9982	97.37
6.5	14,793,055	13,519	0.0009	0.9991	97.19
7.5	14,569,658	35,498	0.0024	0.9976	97.10
8.5	13,505,365	72,783	0.0054	0.9946	96.87
9.5	12,736,959	31,170	0.0024	0.9976	96.35
10.5	12,208,632	19,470	0.0016	0.9984	96.12
11.5	11,944,825	22,121	0.0019	0.9981	95.97
12.5	11,501,591	7,495	0.0007	0.9993	95.79
13.5	10,819,859	21,551	0.0020	0.9980	95.72
14.5	10,487,299	27,266	0.0026	0.9974	95.53
15.5	10,221,778	7,252	0.0007	0.9993	95.28
16.5	9,923,978	16,167	0.0016	0.9984	95.21
17.5	9,610,471	558	0.0001	0.9999	95.06
18.5	9,370,369	12,803	0.0014	0.9986	95.05
19.5	8,724,493	23,332	0.0027	0.9973	94.92
20.5	8,343,299	67,215	0.0081	0.9919	94.66
21.5	8,120,483	39,610	0.0049	0.9951	93.89
22.5	7,785,291	32,081	0.0041	0.9959	93.43
23.5	7,146,465	29,939	0.0042	0.9958	93.05
24.5	6,750,379	17,113	0.0025	0.9975	92.66
25.5	6,507,959	38,610	0.0059	0.9941	92.43
26.5	6,297,524	23,385	0.0037	0.9963	91.88
27.5	6,151,961	42,443	0.0069	0.9931	91.54
28.5	5,974,890	54,252	0.0091	0.9909	90.91
29.5	5,684,932	17,862	0.0031	0.9969	90.08
30.5	5,382,473	37,509	0.0070	0.9930	89.80
31.5	5,005,939	67,395	0.0135	0.9865	89.17
32.5	4,779,428	75,173	0.0157	0.9843	87.97
33.5	4,590,117	210,072	0.0458	0.9542	86.59
34.5	4,038,067	183,567	0.0455	0.9545	82.62
35.5	3,409,422	244,514	0.0717	0.9283	78.86
36.5	2,965,688	98,426	0.0332	0.9668	73.21
37.5	2,572,277	49,380	0.0192	0.9808	70.78
38.5	2,243,651	50,989	0.0227	0.9773	69.42
39.5	1,913,419	73,596	0.0385	0.9615	67.84

KCP&L - GREATER MISSOURI OPERATIONS  
L&P JURISDICTION

ACCOUNT 368 LINE TRANSFORMERS

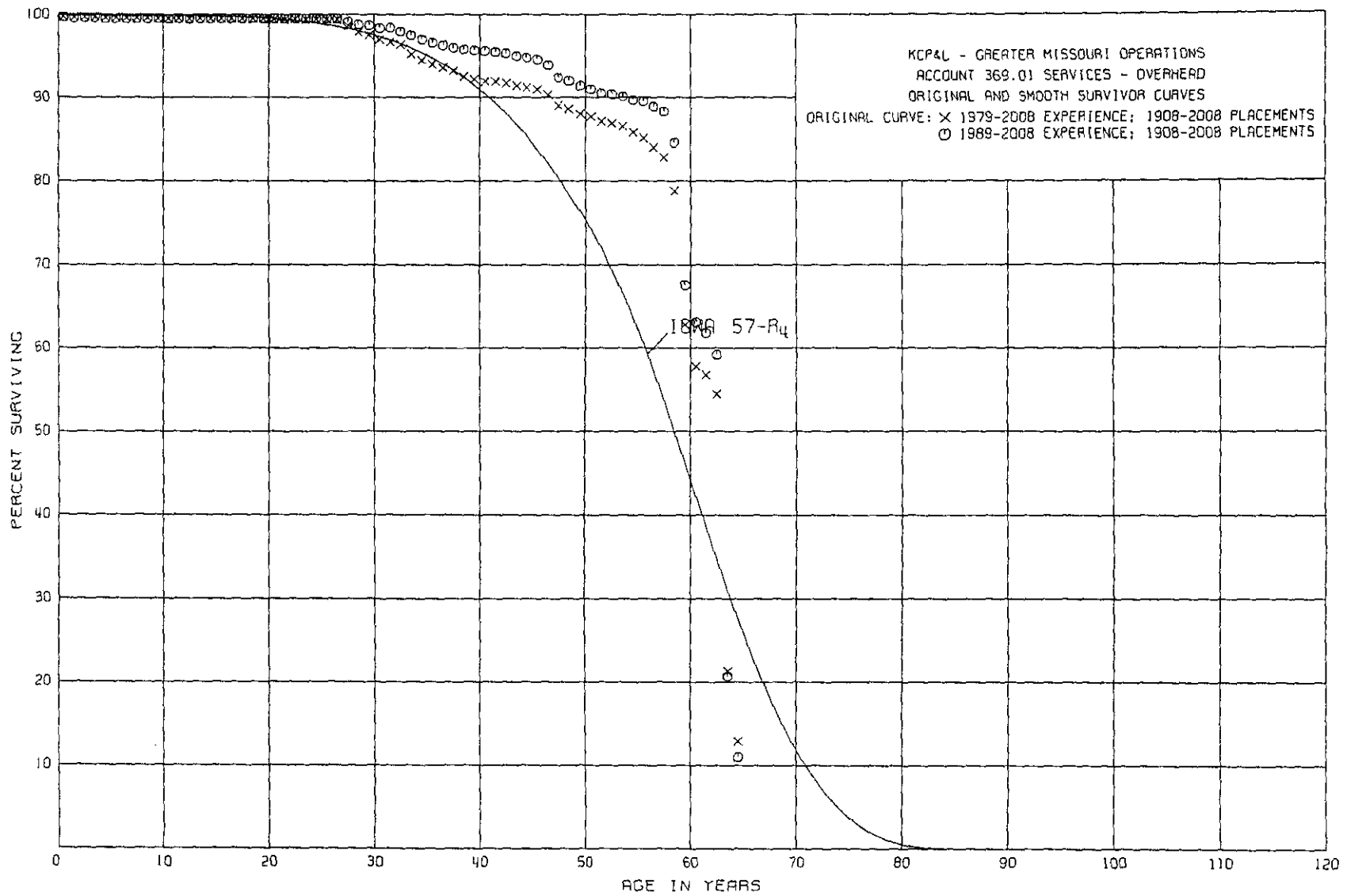
ORIGINAL LIFE TABLE, CONT.

PLACEMENT BAND 1921-2008			EXPERIENCE BAND 1989-2008			
AGE AT BEGIN OF INTERVAL	EXPOSURES AT BEGINNING OF AGE INTERVAL	RETIREMENTS DURING AGE INTERVAL	RETMT RATIO	SURV RATIO	PCT SURV BEGIN OF INTERVAL	
40.5	1,663,412	36,743	0.0221	0.9779	65.23	
41.5	1,440,693	66,241	0.0460	0.9540	63.79	
42.5	1,238,273	90,672	0.0732	0.9268	60.86	
43.5	1,055,068	78,755	0.0746	0.9254	56.41	
44.5	939,360	68,280	0.0727	0.9273	52.20	
45.5	825,398	53,077	0.0643	0.9357	48.41	
46.5	723,547	74,747	0.1033	0.8967	45.30	
47.5	593,251	25,081	0.0423	0.9577	40.62	
48.5	535,311	57,249	0.1069	0.8931	38.90	
49.5	439,131	62,553	0.1424	0.8576	34.74	
50.5	345,534	32,897	0.0952	0.9048	29.79	
51.5	302,053	19,022	0.0630	0.9370	26.95	
52.5	235,241	8,365	0.0356	0.9644	25.25	
53.5	186,617	23,580	0.1264	0.8736	24.35	
54.5	158,223	11,056	0.0699	0.9301	21.27	
55.5	136,986	14,822	0.1082	0.8918	19.78	
56.5	112,438	8,694	0.0773	0.9227	17.64	
57.5	93,454	1,872	0.0200	0.9800	16.28	
58.5	78,948	2,955	0.0374	0.9626	15.95	
59.5	59,963	3,481	0.0581	0.9419	15.35	
60.5	54,381	6,196	0.1139	0.8861	14.46	
61.5	24,711	1,239	0.0501	0.9499	12.81	
62.5	23,471	700	0.0298	0.9702	12.17	
63.5	21,187	4,066	0.1919	0.8081	11.81	
64.5	14,581	276	0.0189	0.9811	9.54	
65.5	11,761	1,098	0.0934	0.9066	9.36	
66.5	10,660	104	0.0098	0.9902	8.49	
67.5	10,282	107	0.0104	0.9896	8.41	
68.5	10,156	70	0.0069	0.9931	8.32	
69.5	10,085	910	0.0902	0.9098	8.26	
70.5	9,173	866	0.0944	0.9056	7.51	
71.5	7,211	1,254	0.1739	0.8261	6.80	
72.5	6,301	6,288	0.9979	0.0021	5.62	
73.5	13	7	0.5385	0.4615	0.01	
74.5	6	2	0.3333	0.6667	0.00	
75.5	17	1	0.0588	0.9412	0.00	
76.5	16	7	0.4375	0.5625	0.00	
77.5	9		0.0000	1.0000	0.00	
78.5	9	7	0.7778	0.2222	0.00	
79.5	1		0.0000	1.0000	0.00	
80.5					0.00	



III-118

Schedule JJS2010-2



KCP&L - GREATER MISSOURI OPERATIONS  
L&P JURISDICTION

ACCOUNT 369.01 SERVICES - OVERHEAD

ORIGINAL LIFE TABLE

PLACEMENT BAND 1908-2008

EXPERIENCE BAND 1979-2008

AGE AT BEGIN OF INTERVAL	EXPOSURES AT BEGINNING OF AGE INTERVAL	RETIREMENTS DURING AGE INTERVAL	RETMT RATIO	SURV RATIO	PCT SURV BEGIN OF INTERVAL
0.0	3,051,918	8,294	0.0027	0.9973	100.00
0.5	2,645,314	876	0.0003	0.9997	99.73
1.5	2,606,894	494	0.0002	0.9998	99.70
2.5	2,585,067	340	0.0001	0.9999	99.68
3.5	2,549,464	944	0.0004	0.9996	99.67
4.5	2,504,143	147	0.0001	0.9999	99.63
5.5	2,465,631	523	0.0002	0.9998	99.62
6.5	2,452,627	196	0.0001	0.9999	99.60
7.5	2,447,131	59	0.0000	1.0000	99.59
8.5	2,361,121	3,418	0.0014	0.9986	99.59
9.5	2,289,380	69	0.0000	1.0000	99.45
10.5	2,187,152	44	0.0000	1.0000	99.45
11.5	2,134,255	41	0.0000	1.0000	99.45
12.5	2,091,636	34	0.0000	1.0000	99.45
13.5	2,099,316	42	0.0000	1.0000	99.45
14.5	2,060,937	32	0.0000	1.0000	99.45
15.5	2,042,609	27	0.0000	1.0000	99.45
16.5	2,012,431	37	0.0000	1.0000	99.45
17.5	1,983,994	45	0.0000	1.0000	99.45
18.5	1,934,621	45	0.0000	1.0000	99.45
19.5	1,895,732	103	0.0001	0.9999	99.45
20.5	1,891,303	29	0.0000	1.0000	99.44
21.5	1,892,007	29	0.0000	1.0000	99.44
22.5	1,881,975	29	0.0000	1.0000	99.44
23.5	1,908,108	24	0.0000	1.0000	99.44
24.5	1,888,691	656	0.0003	0.9997	99.44
25.5	1,848,783	27	0.0000	1.0000	99.41
26.5	1,807,662	12,216	0.0068	0.9932	99.41
27.5	1,744,099	14,975	0.0086	0.9914	98.73
28.5	1,696,947	7,441	0.0044	0.9956	97.88
29.5	1,660,555	6,997	0.0042	0.9958	97.45
30.5	1,639,631	6,056	0.0037	0.9963	97.04
31.5	1,617,562	4,861	0.0030	0.9970	96.68
32.5	1,555,188	19,245	0.0124	0.9876	96.39
33.5	1,490,069	10,102	0.0068	0.9932	95.19
34.5	1,439,987	8,732	0.0061	0.9939	94.54
35.5	1,383,435	5,841	0.0042	0.9958	93.96
36.5	1,335,153	5,969	0.0045	0.9955	93.57
37.5	1,267,398	8,259	0.0065	0.9935	93.15
38.5	1,203,086	4,588	0.0038	0.9962	92.54

KCP&L - GREATER MISSOURI OPERATIONS  
L&P JURISDICTION

ACCOUNT 369.01 SERVICES - OVERHEAD

ORIGINAL LIFE TABLE, CONT.

PLACEMENT BAND 1908-2008			EXPERIENCE BAND 1979-2008			
AGE AT BEGIN OF INTERVAL	EXPOSURES AT BEGINNING OF AGE INTERVAL	RETIREMENTS DURING AGE INTERVAL	RETMT RATIO	SURV RATIO	PCT SURV BEGIN OF INTERVAL	
39.5	1,143,796	3,223	0.0028	0.9972	92.19	
40.5	1,073,344	901	0.0008	0.9992	91.93	
41.5	1,015,194	2,034	0.0020	0.9980	91.86	
42.5	952,115	3,468	0.0036	0.9964	91.68	
43.5	856,741	1,715	0.0020	0.9980	91.35	
44.5	799,555	1,453	0.0018	0.9982	91.17	
45.5	735,528	5,418	0.0074	0.9926	91.01	
46.5	672,578	10,284	0.0153	0.9847	90.34	
47.5	607,499	2,780	0.0046	0.9954	88.96	
48.5	541,088	3,316	0.0061	0.9939	88.55	
49.5	463,642	1,803	0.0039	0.9961	88.01	
50.5	405,396	2,528	0.0062	0.9938	87.67	
51.5	341,864	1,074	0.0031	0.9969	87.13	
52.5	289,798	1,209	0.0042	0.9958	86.86	
53.5	204,252	1,594	0.0078	0.9922	86.50	
54.5	168,282	1,436	0.0085	0.9915	85.83	
55.5	137,659	1,794	0.0130	0.9870	85.10	
56.5	109,573	1,563	0.0143	0.9857	83.99	
57.5	89,482	4,343	0.0485	0.9515	82.79	
58.5	64,517	13,111	0.2032	0.7968	78.77	
59.5	42,486	3,344	0.0787	0.9213	62.76	
60.5	30,452	558	0.0183	0.9817	57.82	
61.5	25,827	1,022	0.0396	0.9604	56.76	
62.5	24,388	14,859	0.6093	0.3907	54.51	
63.5	9,526	3,737	0.3923	0.6077	21.30	
64.5	5,780	2,050	0.3547	0.6453	12.94	
65.5	3,676	747	0.2032	0.7968	8.35	
66.5	2,683	302	0.1126	0.8874	6.65	
67.5	2,133	103	0.0483	0.9517	5.90	
68.5	1,801	63	0.0350	0.9650	5.62	
69.5	1,608	1	0.0006	0.9994	5.42	
70.5	1,594		0.0000	1.0000	5.42	
71.5	1,594		0.0000	1.0000	5.42	
72.5	1,594		0.0000	1.0000	5.42	
73.5	1,594		0.0000	1.0000	5.42	
74.5	1,594		0.0000	1.0000	5.42	
75.5	1,594		0.0000	1.0000	5.42	
76.5	1,594		0.0000	1.0000	5.42	
77.5	1,594		0.0000	1.0000	5.42	
78.5	1,594	13	0.0082	0.9918	5.42	

KCP&L - GREATER MISSOURI OPERATIONS  
L&P JURISDICTION

ACCOUNT 369.01 SERVICES - OVERHEAD

ORIGINAL LIFE TABLE, CONT.

PLACEMENT BAND 1908-2008

EXPERIENCE BAND 1979-2008

AGE AT BEGIN OF INTERVAL	EXPOSURES AT BEGINNING OF AGE INTERVAL	RETIREMENTS DURING AGE INTERVAL	RETMT RATIO	SURV RATIO	PCT SURV BEGIN OF INTERVAL
79.5	1,594	102	0.0640	0.9360	5.38
80.5	1,567	1,300	0.8296	0.1704	5.04
81.5	267	117	0.4382	0.5618	0.86
82.5	150	46	0.3067	0.6933	0.48
83.5	104	68	0.6538	0.3462	0.33
84.5	36	8	0.2222	0.7778	0.11
85.5	28	9	0.3214	0.6786	0.09
86.5	19	2	0.1053	0.8947	0.06
87.5	17	3	0.1765	0.8235	0.05
88.5					0.04

KCP&L - GREATER MISSOURI OPERATIONS  
L&P JURISDICTION

ACCOUNT 369.01 SERVICES - OVERHEAD

ORIGINAL LIFE TABLE

PLACEMENT BAND 1908-2008			EXPERIENCE BAND 1989-2008			
AGE AT BEGIN OF INTERVAL	EXPOSURES AT BEGINNING OF AGE INTERVAL	RETIREMENTS DURING AGE INTERVAL	RETMT RATIO	SURV RATIO	PCT SURV BEGIN OF INTERVAL	
0.0	2,367,678	8,227	0.0035	0.9965	100.00	
0.5	1,985,832	876	0.0004	0.9996	99.65	
1.5	1,962,686	494	0.0003	0.9997	99.61	
2.5	1,947,676	340	0.0002	0.9998	99.58	
3.5	1,934,610	944	0.0005	0.9995	99.56	
4.5	1,906,454	147	0.0001	0.9999	99.51	
5.5	1,893,031	523	0.0003	0.9997	99.50	
6.5	1,899,169	196	0.0001	0.9999	99.47	
7.5	1,901,558	59	0.0000	1.0000	99.46	
8.5	1,811,680	52	0.0000	1.0000	99.46	
9.5	1,735,406	69	0.0000	1.0000	99.46	
10.5	1,616,955	44	0.0000	1.0000	99.46	
11.5	1,563,919	41	0.0000	1.0000	99.46	
12.5	1,525,534	34	0.0000	1.0000	99.46	
13.5	1,490,844	42	0.0000	1.0000	99.46	
14.5	1,440,102	32	0.0000	1.0000	99.46	
15.5	1,407,854	27	0.0000	1.0000	99.46	
16.5	1,365,932	37	0.0000	1.0000	99.46	
17.5	1,341,232	45	0.0000	1.0000	99.46	
18.5	1,290,761	45	0.0000	1.0000	99.46	
19.5	1,238,147	31	0.0000	1.0000	99.46	
20.5	1,229,679	29	0.0000	1.0000	99.46	
21.5	1,214,544	29	0.0000	1.0000	99.46	
22.5	1,203,493	29	0.0000	1.0000	99.46	
23.5	1,223,326	24	0.0000	1.0000	99.46	
24.5	1,218,452	30	0.0000	1.0000	99.46	
25.5	1,207,283	27	0.0000	1.0000	99.46	
26.5	1,196,519	4,818	0.0040	0.9960	99.46	
27.5	1,184,897	3,718	0.0031	0.9969	99.06	
28.5	1,189,863	327	0.0003	0.9997	98.75	
29.5	1,211,487	3,470	0.0029	0.9971	98.72	
30.5	1,231,821	593	0.0005	0.9995	98.43	
31.5	1,243,327	4,861	0.0039	0.9961	98.38	
32.5	1,229,313	6,168	0.0050	0.9950	98.00	
33.5	1,267,008	6,874	0.0054	0.9946	97.51	
34.5	1,255,085	5,442	0.0043	0.9957	96.98	
35.5	1,230,637	3,134	0.0025	0.9975	96.56	
36.5	1,208,486	4,084	0.0034	0.9966	96.32	
37.5	1,156,149	2,878	0.0025	0.9975	95.99	
38.5	1,113,533	1,064	0.0010	0.9990	95.75	

KCP&L - GREATER MISSOURI OPERATIONS  
L&P JURISDICTION

ACCOUNT 369.01 SERVICES - OVERHEAD

ORIGINAL LIFE TABLE, CONT.

PLACEMENT BAND 1908-2008			EXPERIENCE BAND 1989-2008			
AGE AT BEGIN OF INTERVAL	EXPOSURES AT BEGINNING OF AGE INTERVAL	RETIREMENTS DURING AGE INTERVAL	RETMT RATIO	SURV RATIO	PCT SURV BEGIN OF INTERVAL	
39.5	1,075,316	490	0.0005	0.9995	95.65	
40.5	1,032,381	901	0.0009	0.9991	95.60	
41.5	987,843	2,034	0.0021	0.9979	95.51	
42.5	927,734	3,359	0.0036	0.9964	95.31	
43.5	832,511	1,715	0.0021	0.9979	94.97	
44.5	775,432	1,453	0.0019	0.9981	94.77	
45.5	711,999	5,418	0.0076	0.9924	94.59	
46.5	652,154	10,284	0.0158	0.9842	93.87	
47.5	592,314	2,780	0.0047	0.9953	92.39	
48.5	532,400	3,316	0.0062	0.9938	91.96	
49.5	460,713	1,803	0.0039	0.9961	91.39	
50.5	398,716	2,528	0.0063	0.9937	91.03	
51.5	335,184	338	0.0010	0.9990	90.46	
52.5	283,854	899	0.0032	0.9968	90.37	
53.5	198,618	778	0.0039	0.9961	90.08	
54.5	163,464	354	0.0022	0.9978	89.73	
55.5	133,923	916	0.0068	0.9932	89.53	
56.5	106,715	782	0.0073	0.9927	88.92	
57.5	87,405	3,625	0.0415	0.9585	88.27	
58.5	61,618	12,373	0.2008	0.7992	84.61	
59.5	40,325	2,723	0.0675	0.9325	67.62	
60.5	28,912	558	0.0193	0.9807	63.06	
61.5	24,287	1,022	0.0421	0.9579	61.84	
62.5	22,848	14,859	0.6503	0.3497	59.24	
63.5	7,986	3,737	0.4679	0.5321	20.72	
64.5	4,240	2,050	0.4835	0.5165	11.03	
65.5	2,136	747	0.3497	0.6503	5.70	
66.5	1,143	302	0.2642	0.7358	3.71	
67.5	593	103	0.1737	0.8263	2.73	
68.5	1,801	63	0.0350	0.9650	2.26	
69.5	1,581	1	0.0006	0.9994	2.18	
70.5	1,540		0.0000	1.0000	2.18	
71.5	1,540		0.0000	1.0000	2.18	
72.5	1,540		0.0000	1.0000	2.18	
73.5	1,540		0.0000	1.0000	2.18	
74.5	1,540		0.0000	1.0000	2.18	
75.5	1,540		0.0000	1.0000	2.18	
76.5	1,540		0.0000	1.0000	2.18	
77.5	1,540		0.0000	1.0000	2.18	
78.5	1,540	13	0.0084	0.9916	2.18	

KCP&L - GREATER MISSOURI OPERATIONS  
L&P JURISDICTION

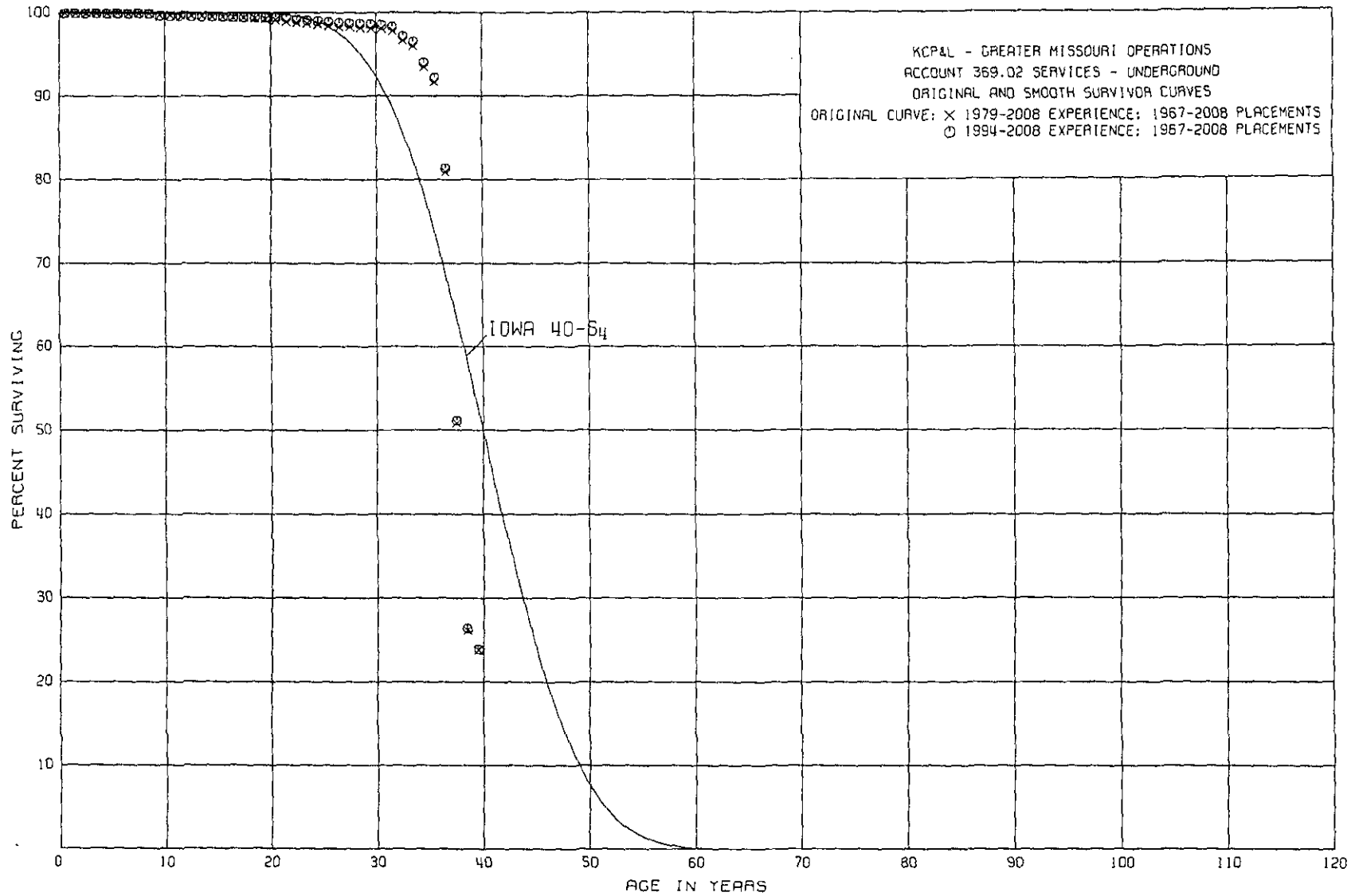
ACCOUNT 369.01 SERVICES - OVERHEAD

ORIGINAL LIFE TABLE, CONT.

PLACEMENT BAND 1908-2008			EXPERIENCE BAND 1989-2008			
AGE AT BEGIN OF INTERVAL	EXPOSURES AT BEGINNING OF AGE INTERVAL	RETIREMENTS DURING AGE INTERVAL	RETMT RATIO	SURV RATIO	PCT SURV BEGIN OF INTERVAL	
79.5	1,567	75	0.0479	0.9521	2.16	
80.5	1,567	1,300	0.8296	0.1704	2.06	
81.5	267	117	0.4382	0.5618	0.35	
82.5	150	46	0.3067	0.6933	0.20	
83.5	104	68	0.6538	0.3462	0.14	
84.5	36	8	0.2222	0.7778	0.05	
85.5	28	9	0.3214	0.6786	0.04	
86.5	19	2	0.1053	0.8947	0.03	
87.5	17	3	0.1765	0.8235	0.03	
88.5					0.02	

III-125

Schedule JJS2010-2





KCP&L - GREATER MISSOURI OPERATIONS  
L&P JURISDICTION

ACCOUNT 369.02 SERVICES - UNDERGROUND

ORIGINAL LIFE TABLE

PLACEMENT BAND 1967-2008

EXPERIENCE BAND 1979-2008

AGE AT BEGIN OF INTERVAL	EXPOSURES AT BEGINNING OF AGE INTERVAL	RETIREMENTS DURING AGE INTERVAL	RETMT RATIO	SURV RATIO	PCT SURV BEGIN OF INTERVAL
0.0	9,758,349		0.0000	1.0000	100.00
0.5	9,697,016	6,000	0.0006	0.9994	100.00
1.5	9,431,818		0.0000	1.0000	99.94
2.5	9,139,644		0.0000	1.0000	99.94
3.5	8,812,487		0.0000	1.0000	99.94
4.5	8,386,255		0.0000	1.0000	99.94
5.5	8,025,436	420	0.0001	0.9999	99.94
6.5	7,449,071	2,279	0.0003	0.9997	99.93
7.5	6,893,746	1,027	0.0001	0.9999	99.90
8.5	6,397,722	11,596	0.0018	0.9982	99.89
9.5	5,841,808	1,966	0.0003	0.9997	99.71
10.5	5,423,958	2,030	0.0004	0.9996	99.68
11.5	4,959,003	2,132	0.0004	0.9996	99.64
12.5	4,459,255	1,329	0.0003	0.9997	99.60
13.5	4,039,177	1,198	0.0003	0.9997	99.57
14.5	3,668,590	2,439	0.0007	0.9993	99.54
15.5	3,401,366	1,828	0.0005	0.9995	99.47
16.5	3,121,329	2,242	0.0007	0.9993	99.42
17.5	2,865,933	2,101	0.0007	0.9993	99.35
18.5	2,618,976	1,828	0.0007	0.9993	99.28
19.5	2,429,771	3,176	0.0013	0.9987	99.21
20.5	2,266,700	4,237	0.0019	0.9981	99.08
21.5	2,127,579	3,003	0.0014	0.9986	98.89
22.5	2,012,645	1,721	0.0009	0.9991	98.75
23.5	1,906,924	2,027	0.0011	0.9989	98.66
24.5	1,784,435	2,343	0.0013	0.9987	98.55
25.5	1,615,303	1,492	0.0009	0.9991	98.42
26.5	1,509,513	1,192	0.0008	0.9992	98.33
27.5	1,345,786	455	0.0003	0.9997	98.25
28.5	1,186,615	1,136	0.0010	0.9990	98.22
29.5	991,756	534	0.0005	0.9995	98.12
30.5	792,061	1,880	0.0024	0.9976	98.07
31.5	596,144	6,597	0.0111	0.9889	97.83
32.5	434,202	3,114	0.0072	0.9928	96.74
33.5	328,105	8,526	0.0260	0.9740	96.04
34.5	210,729	4,115	0.0195	0.9805	93.54
35.5	114,968	13,537	0.1177	0.8823	91.72
36.5	39,408	14,611	0.3708	0.6292	80.92
37.5	15,402	7,500	0.4869	0.5131	50.91
38.5	7,887	711	0.0901	0.9099	26.12

KCP&L - GREATER MISSOURI OPERATIONS  
L&P JURISDICTION

ACCOUNT 369.02 SERVICES - UNDERGROUND

ORIGINAL LIFE TABLE, CONT.

PLACEMENT BAND 1967-2008			EXPERIENCE BAND 1979-2008			
AGE AT BEGIN OF INTERVAL	EXPOSURES AT BEGINNING OF AGE INTERVAL	RETIREMENTS DURING AGE INTERVAL	RETMT RATIO	SURV RATIO	PCT SURV BEGIN OF INTERVAL	
39.5	6,632	242	0.0365	0.9635	23.77	
40.5	2,390	104	0.0435	0.9565	22.90	
41.5					21.90	

KCP&L - GREATER MISSOURI OPERATIONS  
L&P JURISDICTION

ACCOUNT 369.02 SERVICES - UNDERGROUND

ORIGINAL LIFE TABLE

PLACEMENT BAND 1967-2008                      EXPERIENCE BAND 1994-2008

AGE AT BEGIN OF INTERVAL	EXPOSURES AT BEGINNING OF AGE INTERVAL	RETIREMENTS DURING AGE INTERVAL	RETMT RATIO	SURV RATIO	PCT SURV BEGIN OF INTERVAL
0.0	7,107,168		0.0000	1.0000	100.00
0.5	7,111,597	6,000	0.0008	0.9992	100.00
1.5	6,930,748		0.0000	1.0000	99.92
2.5	6,731,553		0.0000	1.0000	99.92
3.5	6,546,468		0.0000	1.0000	99.92
4.5	6,198,675		0.0000	1.0000	99.92
5.5	5,905,966	420	0.0001	0.9999	99.92
6.5	5,380,729	2,279	0.0004	0.9996	99.91
7.5	4,910,377	1,027	0.0002	0.9998	99.87
8.5	4,518,481	10,369	0.0023	0.9977	99.85
9.5	4,081,415	934	0.0002	0.9998	99.62
10.5	3,803,626	1,018	0.0003	0.9997	99.60
11.5	3,423,582	1,047	0.0003	0.9997	99.57
12.5	3,087,796	881	0.0003	0.9997	99.54
13.5	2,827,216	777	0.0003	0.9997	99.51
14.5	2,651,181	557	0.0002	0.9998	99.48
15.5	2,585,419	585	0.0002	0.9998	99.46
16.5	2,501,070	533	0.0002	0.9998	99.44
17.5	2,408,091	515	0.0002	0.9998	99.42
18.5	2,266,019	394	0.0002	0.9998	99.40
19.5	2,187,580	336	0.0002	0.9998	99.38
20.5	2,119,470	284	0.0001	0.9999	99.36
21.5	2,060,328	3,003	0.0015	0.9985	99.35
22.5	1,960,730	1,721	0.0009	0.9991	99.20
23.5	1,855,100	2,027	0.0011	0.9989	99.11
24.5	1,735,706	2,343	0.0013	0.9987	99.00
25.5	1,594,685	1,492	0.0009	0.9991	98.87
26.5	1,509,513	1,192	0.0008	0.9992	98.78
27.5	1,345,786	455	0.0003	0.9997	98.70
28.5	1,186,615	1,136	0.0010	0.9990	98.67
29.5	991,756	534	0.0005	0.9995	98.57
30.5	792,061	1,880	0.0024	0.9976	98.52
31.5	596,144	6,597	0.0111	0.9889	98.28
32.5	434,202	3,114	0.0072	0.9928	97.19
33.5	328,105	8,526	0.0260	0.9740	96.49
34.5	210,729	4,115	0.0195	0.9805	93.98
35.5	114,968	13,537	0.1177	0.8823	92.15
36.5	39,408	14,611	0.3708	0.6292	81.30
37.5	15,402	7,500	0.4869	0.5131	51.15
38.5	7,887	711	0.0901	0.9099	26.25

KCP&L - GREATER MISSOURI OPERATIONS  
L&P JURISDICTION

ACCOUNT 369.02 SERVICES - UNDERGROUND

ORIGINAL LIFE TABLE, CONT.

PLACEMENT BAND 1967-2008			EXPERIENCE BAND 1994-2008			
AGE AT BEGIN OF INTERVAL	EXPOSURES AT BEGINNING OF AGE INTERVAL	RETIREMENTS DURING AGE INTERVAL	RETMT RATIO	SURV RATIO	PCT SURV BEGIN OF INTERVAL	
39.5	6,632	242	0.0365	0.9635	23.88	
40.5	2,390	104	0.0435	0.9565	23.01	
41.5					22.01	