

III-130

Schedule JJS2010-2

KCP&L - GREATER MISSOURI OPERATIONS
L&P JURISDICTION

ACCOUNT 370 METERS

ORIGINAL LIFE TABLE

PLACEMENT BAND 1928-2008

EXPERIENCE BAND 1979-2008

AGE AT BEGIN OF INTERVAL	EXPOSURES AT BEGINNING OF AGE INTERVAL	RETIREMENTS DURING AGE INTERVAL	RETMT RATIO	SURV RATIO	PCT SURV BEGIN OF INTERVAL
0.0	5,690,229		0.0000	1.0000	100.00
0.5	5,687,771	9,845	0.0017	0.9983	100.00
1.5	5,758,091	9,288	0.0016	0.9984	99.83
2.5	5,724,597	10,020	0.0018	0.9982	99.67
3.5	5,622,906	8,944	0.0016	0.9984	99.49
4.5	5,459,701	12,537	0.0023	0.9977	99.33
5.5	5,327,637	10,528	0.0020	0.9980	99.10
6.5	5,353,705	14,503	0.0027	0.9973	98.90
7.5	5,391,559	6,495	0.0012	0.9988	98.63
8.5	5,281,159	6,018	0.0011	0.9989	98.51
9.5	5,203,133	3,348	0.0006	0.9994	98.40
10.5	4,889,337	2,628	0.0005	0.9995	98.34
11.5	4,698,356	3,331	0.0007	0.9993	98.29
12.5	4,957,010	3,226	0.0007	0.9993	98.22
13.5	4,517,211	2,000	0.0004	0.9996	98.15
14.5	4,384,176	9,470	0.0022	0.9978	98.11
15.5	4,268,807	16,914	0.0040	0.9960	97.89
16.5	4,174,460	10,697	0.0026	0.9974	97.50
17.5	4,020,175	2,990	0.0007	0.9993	97.25
18.5	3,975,286	9,886	0.0025	0.9975	97.18
19.5	3,385,060	30,106	0.0089	0.9911	96.94
20.5	3,264,114	70,524	0.0216	0.9784	96.08
21.5	3,164,136	39,057	0.0123	0.9877	94.00
22.5	3,093,262	20,809	0.0067	0.9933	92.84
23.5	3,009,067	24,884	0.0083	0.9917	92.22
24.5	2,967,039	41,193	0.0139	0.9861	91.45
25.5	2,844,491	30,743	0.0108	0.9892	90.18
26.5	2,749,819	38,334	0.0139	0.9861	89.21
27.5	2,643,425	28,011	0.0106	0.9894	87.97
28.5	2,610,344	21,907	0.0084	0.9916	87.04
29.5	2,468,627	65,115	0.0264	0.9736	86.31
30.5	2,233,230	47,990	0.0215	0.9785	84.03
31.5	1,975,047	32,616	0.0165	0.9835	82.22
32.5	1,841,262	26,306	0.0143	0.9857	80.86
33.5	1,712,884	81,544	0.0476	0.9524	79.70
34.5	1,515,477	31,482	0.0208	0.9792	75.91
35.5	1,384,910	44,435	0.0321	0.9679	74.33
36.5	1,241,430	22,832	0.0184	0.9816	71.94
37.5	1,156,958	26,273	0.0227	0.9773	70.62
38.5	1,089,562	22,854	0.0210	0.9790	69.02
39.5	1,001,564	28,852	0.0288	0.9712	67.57

KCP&L - GREATER MISSOURI OPERATIONS
L&P JURISDICTION

ACCOUNT 370 METERS

ORIGINAL LIFE TABLE, CONT.

PLACEMENT BAND 1928-2008			EXPERIENCE BAND 1979-2008		
AGE AT BEGIN OF INTERVAL	EXPOSURES AT BEGINNING OF AGE INTERVAL	RETIREMENTS DURING AGE INTERVAL	RETMT RATIO	SURV RATIO	PCT SURV BEGIN OF INTERVAL
40.5	936,063	9,088	0.0097	0.9903	65.62
41.5	915,152	15,813	0.0173	0.9827	64.98
42.5	852,578	13,130	0.0154	0.9846	63.86
43.5	801,494	6,818	0.0085	0.9915	62.88
44.5	770,341	3,371	0.0044	0.9956	62.35
45.5	741,954	46,453	0.0626	0.9374	62.08
46.5	666,836	2,695	0.0040	0.9960	58.19
47.5	631,019	3,626	0.0057	0.9943	57.96
48.5	593,921	6,736	0.0113	0.9887	57.63
49.5	559,337	1,131	0.0020	0.9980	56.98
50.5	519,999	1,516	0.0029	0.9971	56.87
51.5	453,444	1,427	0.0031	0.9969	56.71
52.5	418,407	2,180	0.0052	0.9948	56.53
53.5	341,325	3,938	0.0115	0.9885	56.24
54.5	290,160	4,078	0.0141	0.9859	55.59
55.5	264,539	11,627	0.0440	0.9560	54.81
56.5	224,188	12,687	0.0566	0.9434	52.40
57.5	196,223	10,061	0.0513	0.9487	49.43
58.5	173,438	5,169	0.0298	0.9702	46.89
59.5	145,136	11,562	0.0797	0.9203	45.49
60.5	104,582	4,383	0.0419	0.9581	41.86
61.5	80,697	4,948	0.0613	0.9387	40.11
62.5	66,763	4,927	0.0738	0.9262	37.65
63.5	59,492	9,837	0.1653	0.8347	34.87
64.5	48,743	1,956	0.0401	0.9599	29.11
65.5	46,217	2,463	0.0533	0.9467	27.94
66.5	39,911	386	0.0097	0.9903	26.45
67.5	34,087	1,086	0.0319	0.9681	26.19
68.5	28,563	1,465	0.0513	0.9487	25.35
69.5	21,976	2,314	0.1053	0.8947	24.05
70.5	17,820	456	0.0256	0.9744	21.52
71.5	3,408	77	0.0226	0.9774	20.97
72.5	3,443	94	0.0273	0.9727	20.50
73.5	3,941	131	0.0332	0.9668	19.94
74.5	3,786	202	0.0534	0.9466	19.28
75.5	3,550	10	0.0028	0.9972	18.25
76.5	3,452	106	0.0307	0.9693	18.20
77.5	2,906	611	0.2103	0.7897	17.64
78.5	2,251		0.0000	1.0000	13.93
79.5	2,126	988	0.4647	0.5353	13.93
80.5					7.46

KCP&L - GREATER MISSOURI OPERATIONS
L&P JURISDICTION

ACCOUNT 370 METERS

ORIGINAL LIFE TABLE

PLACEMENT BAND 1928-2008

EXPERIENCE BAND 1989-2008

AGE AT BEGIN OF INTERVAL	EXPOSURES AT BEGINNING OF AGE INTERVAL	RETIREMENTS DURING AGE INTERVAL	RETMT RATIO	SURV RATIO	PCT SURV BEGIN OF INTERVAL
0.0	3,907,357		0.0000	1.0000	100.00
0.5	4,106,142	7,546	0.0018	0.9982	100.00
1.5	4,057,090	7,552	0.0019	0.9981	99.82
2.5	4,052,547	6,703	0.0017	0.9983	99.63
3.5	4,065,084	2,996	0.0007	0.9993	99.46
4.5	3,863,171	8,348	0.0022	0.9978	99.39
5.5	3,777,906	4,141	0.0011	0.9989	99.17
6.5	3,779,074	9,696	0.0026	0.9974	99.06
7.5	3,816,878	1,936	0.0005	0.9995	98.80
8.5	3,729,765	903	0.0002	0.9998	98.75
9.5	3,742,669	316	0.0001	0.9999	98.73
10.5	3,604,551		0.0000	1.0000	98.72
11.5	3,638,913	336	0.0001	0.9999	98.72
12.5	4,002,025	146	0.0000	1.0000	98.71
13.5	3,632,758	170	0.0000	1.0000	98.71
14.5	3,589,096	7,048	0.0020	0.9980	98.71
15.5	3,544,749	15,130	0.0043	0.9957	98.51
16.5	3,541,940	8,667	0.0024	0.9976	98.09
17.5	3,449,196	774	0.0002	0.9998	97.85
18.5	3,429,732	8,531	0.0025	0.9975	97.83
19.5	2,874,066	26,047	0.0091	0.9909	97.59
20.5	2,761,480	65,918	0.0239	0.9761	96.70
21.5	2,604,533	35,320	0.0136	0.9864	94.39
22.5	2,485,801	12,360	0.0050	0.9950	93.11
23.5	2,331,388	19,128	0.0082	0.9918	92.64
24.5	2,265,239	31,229	0.0138	0.9862	91.88
25.5	2,139,479	22,515	0.0105	0.9895	90.61
26.5	2,055,824	29,954	0.0146	0.9854	89.66
27.5	1,979,511	17,860	0.0090	0.9910	88.35
28.5	1,974,575	10,606	0.0054	0.9946	87.55
29.5	1,848,036	57,255	0.0310	0.9690	87.08
30.5	1,631,451	40,032	0.0245	0.9755	84.38
31.5	1,439,552	23,884	0.0166	0.9834	82.31
32.5	1,393,922	20,203	0.0145	0.9855	80.94
33.5	1,389,939	77,365	0.0557	0.9443	79.77
34.5	1,256,025	28,546	0.0227	0.9773	75.33
35.5	1,169,495	41,260	0.0353	0.9647	73.62
36.5	1,052,661	21,628	0.0205	0.9795	71.02
37.5	986,219	25,428	0.0258	0.9742	69.56
38.5	934,340	22,074	0.0236	0.9764	67.77
39.5	869,646	28,600	0.0329	0.9671	66.17

KCP&L - GREATER MISSOURI OPERATIONS
L&P JURISDICTION

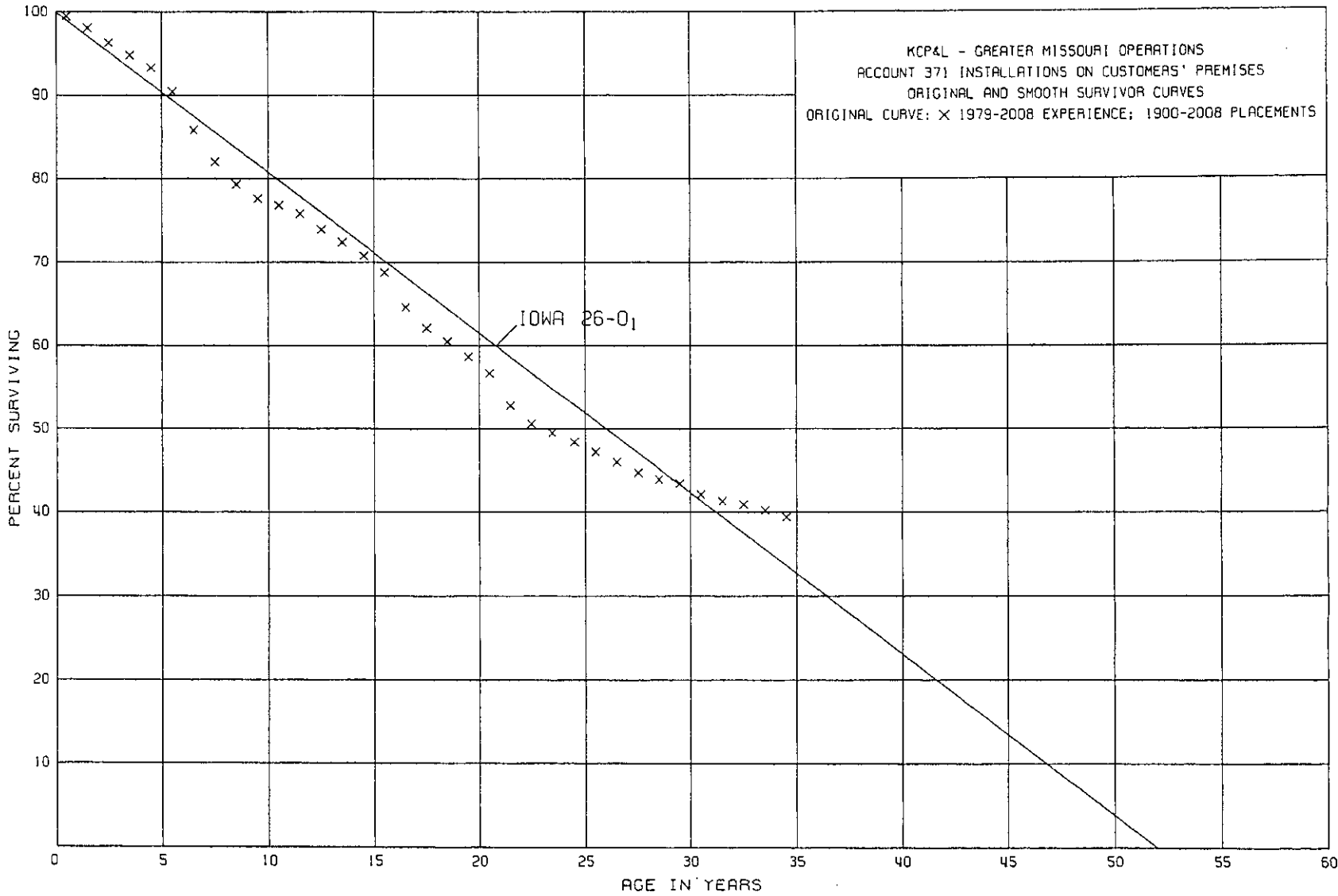
ACCOUNT 370 METERS

ORIGINAL LIFE TABLE, CONT.

PLACEMENT BAND 1928-2008 EXPERIENCE BAND 1989-2008

AGE AT BEGIN OF INTERVAL	EXPOSURES AT BEGINNING OF AGE INTERVAL	RETIREMENTS DURING AGE INTERVAL	RETMT RATIO	SURV RATIO	PCT SURV BEGIN OF INTERVAL
40.5	838,217	8,553	0.0102	0.9898	63.99
41.5	824,451	15,506	0.0188	0.9812	63.34
42.5	775,898	12,767	0.0165	0.9835	62.15
43.5	729,528	6,545	0.0090	0.9910	61.12
44.5	699,995	3,286	0.0047	0.9953	60.57
45.5	675,427	46,395	0.0687	0.9313	60.29
46.5	606,730	2,695	0.0044	0.9956	56.15
47.5	581,241	3,626	0.0062	0.9938	55.90
48.5	551,891	6,722	0.0122	0.9878	55.55
49.5	526,277	1,131	0.0021	0.9979	54.87
50.5	487,630	1,516	0.0031	0.9969	54.75
51.5	449,864	1,427	0.0032	0.9968	54.58
52.5	414,839	2,180	0.0053	0.9947	54.41
53.5	337,803	3,938	0.0117	0.9883	54.12
54.5	286,662	4,078	0.0142	0.9858	53.49
55.5	261,075	11,571	0.0443	0.9557	52.73
56.5	220,868	12,687	0.0574	0.9426	50.39
57.5	193,343	10,061	0.0520	0.9480	47.50
58.5	170,873	5,169	0.0303	0.9697	45.03
59.5	142,610	11,562	0.0811	0.9189	43.67
60.5	104,582	4,383	0.0419	0.9581	40.13
61.5	80,697	4,948	0.0613	0.9387	38.45
62.5	66,763	4,927	0.0738	0.9262	36.09
63.5	59,492	9,837	0.1653	0.8347	33.43
64.5	48,743	1,956	0.0401	0.9599	27.90
65.5	46,217	2,463	0.0533	0.9467	26.78
66.5	39,911	386	0.0097	0.9903	25.35
67.5	34,087	1,086	0.0319	0.9681	25.10
68.5	28,563	1,465	0.0513	0.9487	24.30
69.5	21,976	2,314	0.1053	0.8947	23.05
70.5	17,820	456	0.0256	0.9744	20.62
71.5	3,408	77	0.0226	0.9774	20.09
72.5	3,443	94	0.0273	0.9727	19.64
73.5	3,941	131	0.0332	0.9668	19.10
74.5	3,786	202	0.0534	0.9466	18.47
75.5	3,550	10	0.0028	0.9972	17.48
76.5	3,452	106	0.0307	0.9693	17.43
77.5	2,906	611	0.2103	0.7897	16.89
78.5	2,251		0.0000	1.0000	13.34
79.5	2,126	988	0.4647	0.5353	13.34
80.5					7.14

KCP&L - GREATER MISSOURI OPERATIONS
 ACCOUNT 371 INSTALLATIONS ON CUSTOMERS' PREMISES
 ORIGINAL AND SMOOTH SURVIVOR CURVES
 ORIGINAL CURVE: X 1979-2008 EXPERIENCE; 1900-2008 PLACEMENTS



III-135

Schedule JJS2010-2

KCP&L - GREATER MISSOURI OPERATIONS
L&P JURISDICTION

ACCOUNT 371 INSTALLATIONS ON CUSTOMERS' PREMISES

ORIGINAL LIFE TABLE

PLACEMENT BAND 1900-2008

EXPERIENCE BAND 1979-2008

AGE AT BEGIN OF INTERVAL	EXPOSURES AT BEGINNING OF AGE INTERVAL	RETIREMENTS DURING AGE INTERVAL	RETMT RATIO	SURV RATIO	PCT SURV BEGIN OF INTERVAL
0.0	5,474,289	29,065	0.0053	0.9947	100.00
0.5	5,233,109	72,866	0.0139	0.9861	99.47
1.5	5,069,232	95,062	0.0188	0.9812	98.09
2.5	4,784,604	74,688	0.0156	0.9844	96.25
3.5	4,228,773	66,715	0.0158	0.9842	94.75
4.5	3,961,620	120,490	0.0304	0.9696	93.25
5.5	3,740,810	190,789	0.0510	0.9490	90.42
6.5	3,487,711	156,681	0.0449	0.9551	85.81
7.5	3,302,397	107,661	0.0326	0.9674	81.96
8.5	2,881,146	62,356	0.0216	0.9784	79.29
9.5	2,542,386	25,937	0.0102	0.9898	77.58
10.5	2,275,741	29,076	0.0128	0.9872	76.79
11.5	2,026,696	50,595	0.0250	0.9750	75.81
12.5	1,789,779	37,795	0.0211	0.9789	73.91
13.5	1,574,978	33,220	0.0211	0.9789	72.35
14.5	1,388,128	40,306	0.0290	0.9710	70.82
15.5	1,197,798	72,178	0.0603	0.9397	68.77
16.5	949,576	36,773	0.0387	0.9613	64.62
17.5	781,746	20,188	0.0258	0.9742	62.12
18.5	645,258	19,536	0.0303	0.9697	60.52
19.5	489,233	16,293	0.0333	0.9667	58.69
20.5	422,189	29,077	0.0689	0.9311	56.74
21.5	343,879	14,761	0.0429	0.9571	52.83
22.5	289,857	6,243	0.0215	0.9785	50.56
23.5	244,418	5,179	0.0212	0.9788	49.47
24.5	208,124	5,072	0.0244	0.9756	48.42
25.5	159,243	4,280	0.0269	0.9731	47.24
26.5	128,047	3,580	0.0280	0.9720	45.97
27.5	99,028	1,796	0.0181	0.9819	44.68
28.5	83,697	813	0.0097	0.9903	43.87
29.5	78,262	2,352	0.0301	0.9699	43.44
30.5	89,063	1,689	0.0190	0.9810	42.13
31.5	101,527	1,131	0.0111	0.9889	41.33
32.5	95,234	1,672	0.0176	0.9824	40.87
33.5	83,529	1,565	0.0187	0.9813	40.15
34.5	73,971	280	0.0038	0.9962	39.40
35.5	71,929	537	0.0075	0.9925	39.25
36.5	73,581	109	0.0015	0.9985	38.96
37.5	81,781	11	0.0001	0.9999	38.90
38.5	92,262	7	0.0001	0.9999	38.90
39.5	101,156	34	0.0003	0.9997	38.90

KCP&L - GREATER MISSOURI OPERATIONS
L&P JURISDICTION

ACCOUNT 371 INSTALLATIONS ON CUSTOMERS' PREMISES

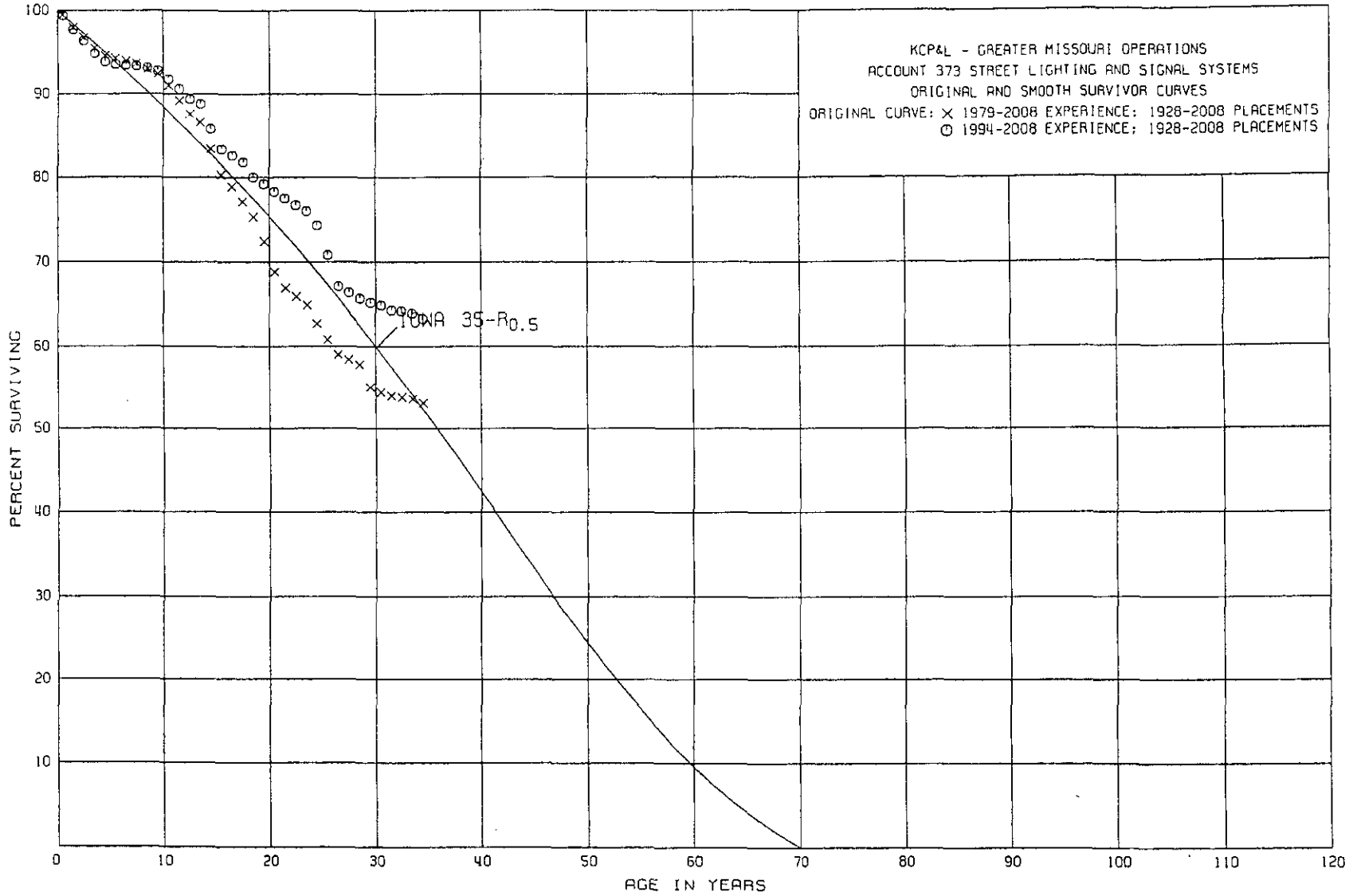
ORIGINAL LIFE TABLE, CONT.

PLACEMENT BAND 1900-2008 EXPERIENCE BAND 1979-2008

AGE AT BEGIN OF INTERVAL	EXPOSURES AT BEGINNING OF AGE INTERVAL	RETIREMENTS DURING AGE INTERVAL	RETMT RATIO	SURV RATIO	PCT SURV BEGIN OF INTERVAL
40.5	104,882	30	0.0003	0.9997	38.89
41.5	101,438	4	0.0000	1.0000	38.88
42.5	101,204	6	0.0001	0.9999	38.88
43.5	101,088	8	0.0001	0.9999	38.88
44.5	100,989	73	0.0007	0.9993	38.88
45.5	100,529	11	0.0001	0.9999	38.85
46.5	99,016	421	0.0043	0.9957	38.85
47.5	97,408	6	0.0001	0.9999	38.68
48.5	96,459	3	0.0000	1.0000	38.68
49.5	94,937	2	0.0000	1.0000	38.68
50.5	94,551	1	0.0000	1.0000	38.68
51.5	93,325	170	0.0018	0.9982	38.68
52.5	91,906	15,440	0.1680	0.8320	38.61
53.5	74,753	13,612	0.1821	0.8179	32.12
54.5	59,517	3,872	0.0651	0.9349	26.27
55.5	53,877	42	0.0008	0.9992	24.56
56.5	52,162	109	0.0021	0.9979	24.54
57.5	49,980	594	0.0119	0.9881	24.49
58.5	46,628	3,104	0.0666	0.9334	24.20
59.5	40,783	5,305	0.1301	0.8699	22.59
60.5	32,019	6,454	0.2016	0.7984	19.65
61.5	22,917	5,762	0.2514	0.7486	15.69
62.5	16,732	2,929	0.1751	0.8249	11.75
63.5	13,803	14	0.0010	0.9990	9.69
64.5	13,821		0.0000	1.0000	9.68
65.5	13,821	1	0.0001	0.9999	9.68
66.5	13,618	1	0.0001	0.9999	9.68
67.5	9,685	2	0.0002	0.9998	9.68
68.5	4,698	59	0.0126	0.9874	9.68
69.5	1,170		0.0000	1.0000	9.56
70.5	2		0.0000	1.0000	9.56
71.5					9.56
72.5		2			
73.5	3		0.0000		
74.5	3	2	0.6667		
75.5	2	3	1.5000		
76.5	2	1	0.5000		
77.5		3			
78.5	85		0.0000		
79.5	85	85	1.0000		
80.5					

11-138

Schedule JJS2010-2



KCP&L - GREATER MISSOURI OPERATIONS
L&P JURISDICTION

ACCOUNT 373 STREET LIGHTING AND SIGNAL SYSTEMS

ORIGINAL LIFE TABLE

PLACEMENT BAND 1928-2008

EXPERIENCE BAND 1979-2008

AGE AT BEGIN OF INTERVAL	EXPOSURES AT BEGINNING OF AGE INTERVAL	RETIREMENTS DURING AGE INTERVAL	RETMT RATIO	SURV RATIO	PCT SURV BEGIN OF INTERVAL
0.0	5,436,473	29,615	0.0054	0.9946	100.00
0.5	5,198,903	77,175	0.0148	0.9852	99.46
1.5	4,905,878	59,511	0.0121	0.9879	97.99
2.5	4,479,352	59,865	0.0134	0.9866	96.80
3.5	4,097,165	37,966	0.0093	0.9907	95.50
4.5	4,033,946	13,313	0.0033	0.9967	94.61
5.5	3,924,649	13,487	0.0034	0.9966	94.30
6.5	3,865,291	13,543	0.0035	0.9965	93.98
7.5	3,799,448	28,620	0.0075	0.9925	93.65
8.5	3,610,447	22,109	0.0061	0.9939	92.95
9.5	3,188,071	49,140	0.0154	0.9846	92.38
10.5	2,811,269	54,139	0.0193	0.9807	90.96
11.5	2,344,156	43,371	0.0185	0.9815	89.20
12.5	1,907,099	21,398	0.0112	0.9888	87.55
13.5	751,158	27,159	0.0362	0.9638	86.57
14.5	694,407	25,964	0.0374	0.9626	83.44
15.5	655,995	11,884	0.0181	0.9819	80.32
16.5	632,598	14,120	0.0223	0.9777	78.87
17.5	607,853	14,412	0.0237	0.9763	77.11
18.5	583,237	22,148	0.0380	0.9620	75.28
19.5	545,319	27,557	0.0505	0.9495	72.42
20.5	513,452	13,638	0.0266	0.9734	68.76
21.5	428,795	6,541	0.0153	0.9847	66.93
22.5	416,291	6,654	0.0160	0.9840	65.91
23.5	368,100	12,275	0.0333	0.9667	64.86
24.5	324,637	9,787	0.0301	0.9699	62.70
25.5	283,531	8,398	0.0296	0.9704	60.81
26.5	263,329	2,695	0.0102	0.9898	59.01
27.5	247,565	2,614	0.0106	0.9894	58.41
28.5	235,295	11,477	0.0488	0.9512	57.79
29.5	219,461	2,404	0.0110	0.9890	54.97
30.5	214,569	1,540	0.0072	0.9928	54.37
31.5	208,656	766	0.0037	0.9963	53.98
32.5	203,526	835	0.0041	0.9959	53.78
33.5	189,685	1,686	0.0089	0.9911	53.56
34.5	182,572	877	0.0048	0.9952	53.08
35.5	176,719	633	0.0036	0.9964	52.83
36.5	168,453	365	0.0022	0.9978	52.64
37.5	164,505	409	0.0025	0.9975	52.52
38.5	155,369	826	0.0053	0.9947	52.39
39.5	146,866	879	0.0060	0.9940	52.11

KCP&L - GREATER MISSOURI OPERATIONS
L&P JURISDICTION

ACCOUNT 373 STREET LIGHTING AND SIGNAL SYSTEMS

ORIGINAL LIFE TABLE, CONT.

PLACEMENT BAND 1928-2008			EXPERIENCE BAND 1979-2008			
AGE AT BEGIN OF INTERVAL	EXPOSURES AT BEGINNING OF AGE INTERVAL	RETIREMENTS DURING AGE INTERVAL	RETMT RATIO	SURV RATIO	PCT SURV BEGIN OF INTERVAL	
40.5	137,658	232	0.0017	0.9983	51.80	
41.5	129,651	171	0.0013	0.9987	51.71	
42.5	122,921	368	0.0030	0.9970	51.64	
43.5	115,341	922	0.0080	0.9920	51.49	
44.5	108,710	187	0.0017	0.9983	51.08	
45.5	104,056	4,661	0.0448	0.9552	50.99	
46.5	96,668	681	0.0070	0.9930	48.71	
47.5	94,136	2,812	0.0299	0.9701	48.37	
48.5	89,535	1,094	0.0122	0.9878	46.92	
49.5	86,109	472	0.0055	0.9945	46.35	
50.5	67,636	171	0.0025	0.9975	46.10	
51.5	64,561	136	0.0021	0.9979	45.98	
52.5	45,591	809	0.0177	0.9823	45.88	
53.5	40,401	1,347	0.0333	0.9667	45.07	
54.5	26,414	732	0.0277	0.9723	43.57	
55.5	22,814	39	0.0017	0.9983	42.36	
56.5	20,832	66	0.0032	0.9968	42.29	
57.5	19,352	17	0.0009	0.9991	42.15	
58.5	18,170	49	0.0027	0.9973	42.11	
59.5	16,546	2	0.0001	0.9999	42.00	
60.5	16,842	4	0.0002	0.9998	42.00	
61.5	14,882		0.0000	1.0000	41.99	
62.5	14,693		0.0000	1.0000	41.99	
63.5	14,495	105	0.0072	0.9928	41.99	
64.5	14,288	34	0.0024	0.9976	41.69	
65.5	14,161	23	0.0016	0.9984	41.59	
66.5	14,020	143	0.0102	0.9898	41.52	
67.5	12,876	161	0.0125	0.9875	41.10	
68.5	11,511	62	0.0054	0.9946	40.59	
69.5	11,020	89	0.0081	0.9919	40.37	
70.5	10,907	506	0.0464	0.9536	40.04	
71.5	6,347	481	0.0758	0.9242	38.18	
72.5	5,863	378	0.0645	0.9355	35.29	
73.5	5,416	111	0.0205	0.9795	33.01	
74.5	5,301	4	0.0008	0.9992	32.33	
75.5	5,248	23	0.0044	0.9956	32.30	
76.5	5,212	20	0.0038	0.9962	32.16	
77.5	4,917		0.0000	1.0000	32.04	
78.5	2,850	389	0.1365	0.8635	32.04	
79.5	2,769	14	0.0051	0.9949	27.67	
80.5					27.53	

KCP&L - GREATER MISSOURI OPERATIONS
L&P JURISDICTION

ACCOUNT 373 STREET LIGHTING AND SIGNAL SYSTEMS

ORIGINAL LIFE TABLE

PLACEMENT BAND 1928-2008			EXPERIENCE BAND 1994-2008			
AGE AT BEGIN OF INTERVAL	EXPOSURES AT BEGINNING OF AGE INTERVAL	RETIREMENTS DURING AGE INTERVAL	RETMT RATIO	SURV RATIO	PCT SURV BEGIN OF INTERVAL	
0.0	4,792,511	28,093	0.0059	0.9941	100.00	
0.5	4,564,187	76,925	0.0169	0.9831	99.41	
1.5	4,271,592	58,809	0.0138	0.9862	97.73	
2.5	3,849,742	59,154	0.0154	0.9846	96.38	
3.5	3,463,366	37,269	0.0108	0.9892	94.90	
4.5	3,391,127	9,108	0.0027	0.9973	93.88	
5.5	3,297,760	3,597	0.0011	0.9989	93.63	
6.5	3,326,325	4,020	0.0012	0.9988	93.53	
7.5	3,312,424	8,232	0.0025	0.9975	93.42	
8.5	3,187,046	14,031	0.0044	0.9956	93.19	
9.5	2,827,302	29,260	0.0103	0.9897	92.78	
10.5	2,498,990	34,063	0.0136	0.9864	91.82	
11.5	2,061,630	26,709	0.0130	0.9870	90.57	
12.5	1,659,727	11,100	0.0067	0.9933	89.39	
13.5	512,407	17,097	0.0334	0.9666	88.79	
14.5	462,175	12,829	0.0278	0.9722	85.82	
15.5	434,759	4,413	0.0102	0.9898	83.43	
16.5	424,609	4,185	0.0099	0.9901	82.58	
17.5	410,426	8,605	0.0210	0.9790	81.76	
18.5	402,413	4,160	0.0103	0.9897	80.04	
19.5	392,320	4,681	0.0119	0.9881	79.22	
20.5	360,912	3,508	0.0097	0.9903	78.28	
21.5	291,463	2,969	0.0102	0.9898	77.52	
22.5	255,167	2,407	0.0094	0.9906	76.73	
23.5	211,558	4,729	0.0224	0.9776	76.01	
24.5	169,580	8,030	0.0474	0.9526	74.31	
25.5	134,250	6,988	0.0521	0.9479	70.79	
26.5	126,871	1,263	0.0100	0.9900	67.10	
27.5	118,264	1,331	0.0113	0.9887	66.43	
28.5	114,469	823	0.0072	0.9928	65.68	
29.5	114,149	610	0.0053	0.9947	65.21	
30.5	115,858	983	0.0085	0.9915	64.86	
31.5	109,916	119	0.0011	0.9989	64.31	
32.5	107,604	541	0.0050	0.9950	64.24	
33.5	98,507	897	0.0091	0.9909	63.92	
34.5	95,154	606	0.0064	0.9936	63.34	
35.5	113,799	528	0.0046	0.9954	62.93	
36.5	108,575	227	0.0021	0.9979	62.64	
37.5	124,498	409	0.0033	0.9967	62.51	
38.5	124,386	826	0.0066	0.9934	62.30	
39.5	128,803	807	0.0063	0.9937	61.89	

KCP&L - GREATER MISSOURI OPERATIONS
L&P JURISDICTION

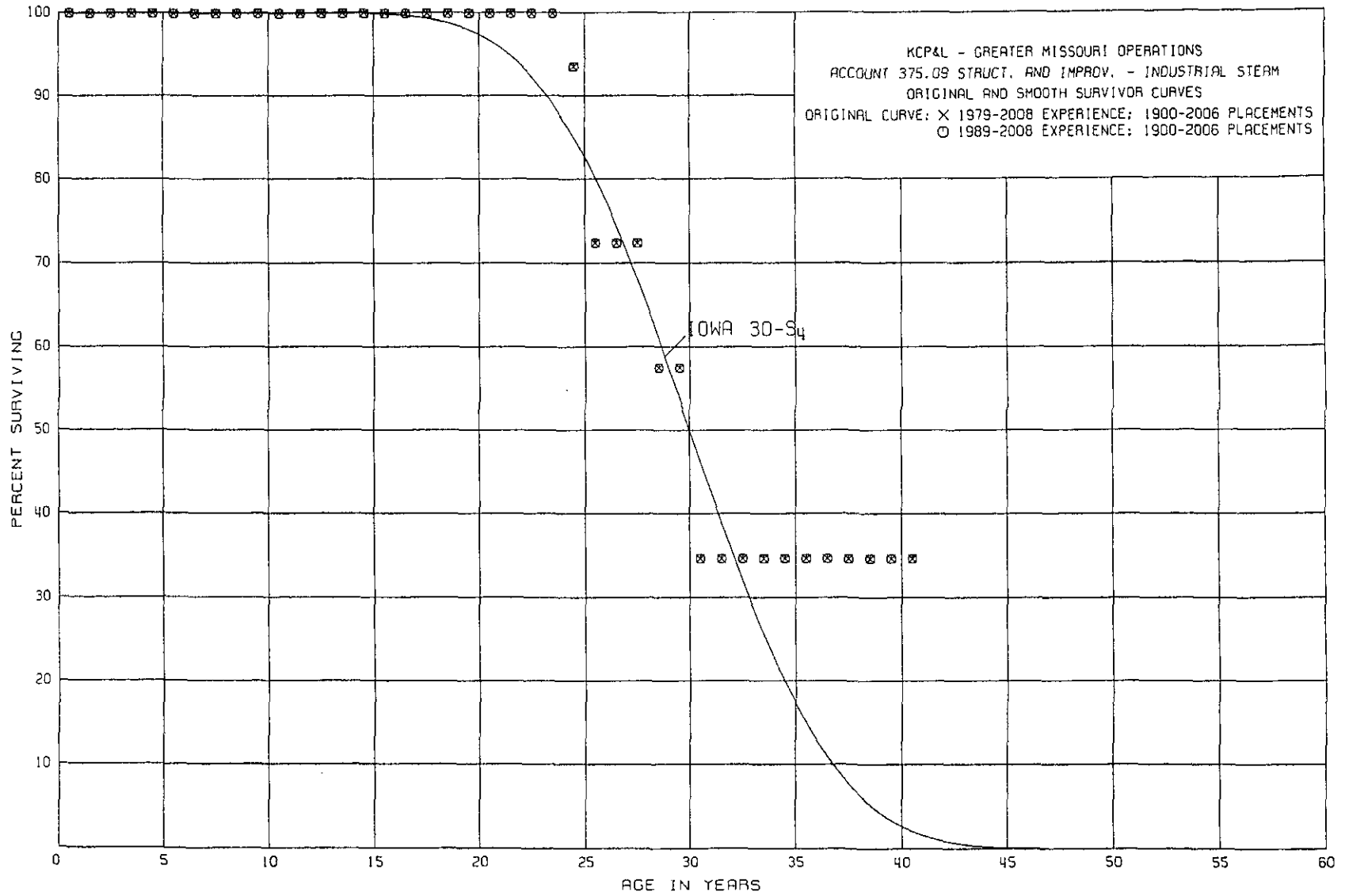
ACCOUNT 373 STREET LIGHTING AND SIGNAL SYSTEMS

ORIGINAL LIFE TABLE, CONT.

PLACEMENT BAND 1928-2008			EXPERIENCE BAND 1994-2008			
AGE AT BEGIN OF INTERVAL	EXPOSURES AT BEGINNING OF AGE INTERVAL	RETIREMENTS DURING AGE INTERVAL	RETMT RATIO	SURV RATIO	PCT SURV BEGIN OF INTERVAL	
40.5	124,775	232	0.0019	0.9981	61.50	
41.5	114,336	171	0.0015	0.9985	61.38	
42.5	109,021	368	0.0034	0.9966	61.29	
43.5	102,666	922	0.0090	0.9910	61.08	
44.5	97,673	187	0.0019	0.9981	60.53	
45.5	93,335	4,631	0.0496	0.9504	60.41	
46.5	89,365	681	0.0076	0.9924	57.41	
47.5	87,005	2,812	0.0323	0.9677	56.97	
48.5	79,992	1,094	0.0137	0.9863	55.13	
49.5	76,139	472	0.0062	0.9938	54.37	
50.5	54,570	171	0.0031	0.9969	54.03	
51.5	51,602	136	0.0026	0.9974	53.86	
52.5	33,036	809	0.0245	0.9755	53.72	
53.5	28,321	1,318	0.0465	0.9535	52.40	
54.5	14,994	732	0.0488	0.9512	49.96	
55.5	11,431	39	0.0034	0.9966	47.52	
56.5	13,924	66	0.0047	0.9953	47.36	
57.5	12,444	17	0.0014	0.9986	47.14	
58.5	11,262	49	0.0044	0.9956	47.07	
59.5	9,638	2	0.0002	0.9998	46.86	
60.5	9,934	4	0.0004	0.9996	46.85	
61.5	7,974		0.0000	1.0000	46.83	
62.5	8,320		0.0000	1.0000	46.83	
63.5	10,764	105	0.0098	0.9902	46.83	
64.5	11,108	34	0.0031	0.9969	46.37	
65.5	14,161	23	0.0016	0.9984	46.23	
66.5	14,020	143	0.0102	0.9898	46.16	
67.5	12,876	161	0.0125	0.9875	45.69	
68.5	11,511	62	0.0054	0.9946	45.12	
69.5	11,020	89	0.0081	0.9919	44.88	
70.5	10,907	506	0.0464	0.9536	44.52	
71.5	6,347	481	0.0758	0.9242	42.45	
72.5	5,863	378	0.0645	0.9355	39.23	
73.5	5,416	111	0.0205	0.9795	36.70	
74.5	5,301	4	0.0008	0.9992	35.95	
75.5	5,248	23	0.0044	0.9956	35.92	
76.5	5,212	20	0.0038	0.9962	35.76	
77.5	4,917		0.0000	1.0000	35.62	
78.5	2,850	389	0.1365	0.8635	35.62	
79.5	2,769	14	0.0051	0.9949	30.76	
80.5					30.60	

III-143

Schedule JJS2010-2



KCP&L - GREATER MISSOURI OPERATIONS
L&P JURISDICTION

ACCOUNT 375.09 STRUCT. AND IMPROV. - INDUSTRIAL STEAM

ORIGINAL LIFE TABLE

PLACEMENT BAND 1900-2006

EXPERIENCE BAND 1979-2008

AGE AT BEGIN OF INTERVAL	EXPOSURES AT BEGINNING OF AGE INTERVAL	RETIREMENTS DURING AGE INTERVAL	RETMT RATIO	SURV RATIO	PCT SURV BEGIN OF INTERVAL
0.0	59,597		0.0000	1.0000	100.00
0.5	59,597		0.0000	1.0000	100.00
1.5	59,597		0.0000	1.0000	100.00
2.5	45,726		0.0000	1.0000	100.00
3.5	15,031		0.0000	1.0000	100.00
4.5	15,031		0.0000	1.0000	100.00
5.5	15,031		0.0000	1.0000	100.00
6.5	25,183		0.0000	1.0000	100.00
7.5	29,234		0.0000	1.0000	100.00
8.5	29,234		0.0000	1.0000	100.00
9.5	54,990		0.0000	1.0000	100.00
10.5	53,602		0.0000	1.0000	100.00
11.5	76,996		0.0000	1.0000	100.00
12.5	72,571		0.0000	1.0000	100.00
13.5	49,572		0.0000	1.0000	100.00
14.5	38,966		0.0000	1.0000	100.00
15.5	38,966		0.0000	1.0000	100.00
16.5	70,974		0.0000	1.0000	100.00
17.5	70,974		0.0000	1.0000	100.00
18.5	44,332		0.0000	1.0000	100.00
19.5	44,332		0.0000	1.0000	100.00
20.5	41,843		0.0000	1.0000	100.00
21.5	41,843		0.0000	1.0000	100.00
22.5	41,843		0.0000	1.0000	100.00
23.5	12,324	803	0.0652	0.9348	100.00
24.5	11,521	2,600	0.2257	0.7743	93.48
25.5	8,921		0.0000	1.0000	72.38
26.5	8,921		0.0000	1.0000	72.38
27.5	8,921	1,836	0.2058	0.7942	72.38
28.5	7,085		0.0000	1.0000	57.48
29.5	7,085	2,817	0.3976	0.6024	57.48
30.5	4,268		0.0000	1.0000	34.63
31.5	4,268		0.0000	1.0000	34.63
32.5	4,268		0.0000	1.0000	34.63
33.5	4,268		0.0000	1.0000	34.63
34.5	4,268		0.0000	1.0000	34.63
35.5	4,268		0.0000	1.0000	34.63
36.5	4,268		0.0000	1.0000	34.63
37.5	4,268		0.0000	1.0000	34.63
38.5	4,268		0.0000	1.0000	34.63

KCP&L - GREATER MISSOURI OPERATIONS
L&P JURISDICTION

ACCOUNT 375.09 STRUCT. AND IMPROV. - INDUSTRIAL STEAM

ORIGINAL LIFE TABLE, CONT.

PLACEMENT BAND 1900-2006			EXPERIENCE BAND 1979-2008		
AGE AT BEGIN OF INTERVAL	EXPOSURES AT BEGINNING OF AGE INTERVAL	RETIREMENTS DURING AGE INTERVAL	RETMT RATIO	SURV RATIO	PCT SURV BEGIN OF INTERVAL
39.5	1,511		0.0000	1.0000	34.63
40.5					34.63
41.5					
42.5					
43.5					
44.5					
45.5					
46.5					
47.5					
48.5					
49.5					
50.5					
51.5					
52.5					
53.5					
54.5					
55.5					
56.5					
57.5					
58.5					
59.5					
60.5					
61.5					
62.5					
63.5					
64.5					
65.5					
66.5					
67.5					
68.5					
69.5					
70.5					
71.5					
72.5					
73.5					
74.5					
75.5					
76.5					
77.5					
78.5	74		0.0000		

KCP&L - GREATER MISSOURI OPERATIONS
L&P JURISDICTION

ACCOUNT 375.09 STRUCT. AND IMPROV. - INDUSTRIAL STEAM

ORIGINAL LIFE TABLE, CONT.

PLACEMENT BAND 1900-2006

EXPERIENCE BAND 1979-2008

AGE AT BEGIN OF INTERVAL	EXPOSURES AT BEGINNING OF AGE INTERVAL	RETIREMENTS DURING AGE INTERVAL	RETMT RATIO	SURV RATIO	PCT SURV BEGIN OF INTERVAL
79.5	74		0.0000		
80.5	74		0.0000		
81.5	74		0.0000		
82.5	74		0.0000		
83.5	74		0.0000		
84.5	74		0.0000		
85.5	74		0.0000		
86.5	74		0.0000		
87.5	74		0.0000		
88.5	74		0.0000		
89.5	74		0.0000		
90.5	74		0.0000		
91.5	74		0.0000		
92.5	74		0.0000		
93.5	74		0.0000		
94.5	74	74	1.0000		
95.5					

KCP&L - GREATER MISSOURI OPERATIONS
L&P JURISDICTION

ACCOUNT 375.09 STRUCT. AND IMPROV. - INDUSTRIAL STEAM

ORIGINAL LIFE TABLE

PLACEMENT BAND 1900-2006			EXPERIENCE BAND 1989-2008		
AGE AT BEGIN OF INTERVAL	EXPOSURES AT BEGINNING OF AGE INTERVAL	RETIREMENTS DURING AGE INTERVAL	RETMT RATIO	SURV RATIO	PCT SURV BEGIN OF INTERVAL
0.0	59,597		0.0000	1.0000	100.00
0.5	59,597		0.0000	1.0000	100.00
1.5	59,597		0.0000	1.0000	100.00
2.5	45,726		0.0000	1.0000	100.00
3.5	15,031		0.0000	1.0000	100.00
4.5	15,031		0.0000	1.0000	100.00
5.5	15,031		0.0000	1.0000	100.00
6.5	17,930		0.0000	1.0000	100.00
7.5	21,178		0.0000	1.0000	100.00
8.5	21,178		0.0000	1.0000	100.00
9.5	44,177		0.0000	1.0000	100.00
10.5	41,278		0.0000	1.0000	100.00
11.5	64,672		0.0000	1.0000	100.00
12.5	60,247		0.0000	1.0000	100.00
13.5	37,248		0.0000	1.0000	100.00
14.5	26,642		0.0000	1.0000	100.00
15.5	26,642		0.0000	1.0000	100.00
16.5	65,903		0.0000	1.0000	100.00
17.5	66,706		0.0000	1.0000	100.00
18.5	40,064		0.0000	1.0000	100.00
19.5	42,821		0.0000	1.0000	100.00
20.5	41,843		0.0000	1.0000	100.00
21.5	41,843		0.0000	1.0000	100.00
22.5	41,843		0.0000	1.0000	100.00
23.5	12,324	803	0.0652	0.9348	100.00
24.5	11,521	2,600	0.2257	0.7743	93.48
25.5	8,921		0.0000	1.0000	72.38
26.5	8,921		0.0000	1.0000	72.38
27.5	8,921	1,836	0.2058	0.7942	72.38
28.5	7,085		0.0000	1.0000	57.48
29.5	7,085	2,817	0.3976	0.6024	57.48
30.5	4,268		0.0000	1.0000	34.63
31.5	4,268		0.0000	1.0000	34.63
32.5	4,268		0.0000	1.0000	34.63
33.5	4,268		0.0000	1.0000	34.63
34.5	4,268		0.0000	1.0000	34.63
35.5	4,268		0.0000	1.0000	34.63
36.5	4,268		0.0000	1.0000	34.63
37.5	4,268		0.0000	1.0000	34.63
38.5	4,268		0.0000	1.0000	34.63

KCP&L - GREATER MISSOURI OPERATIONS
L&P JURISDICTION

ACCOUNT 375.09 STRUCT. AND IMPROV. - INDUSTRIAL STEAM

ORIGINAL LIFE TABLE, CONT.

PLACEMENT BAND 1900-2006			EXPERIENCE BAND 1989-2008		
AGE AT BEGIN OF INTERVAL	EXPOSURES AT BEGINNING OF AGE INTERVAL	RETIREMENTS DURING AGE INTERVAL	RETMT RATIO	SURV RATIO	PCT SURV BEGIN OF INTERVAL
39.5	1,511		0.0000	1.0000	34.63
40.5					34.63
41.5					
42.5					
43.5					
44.5					
45.5					
46.5					
47.5					
48.5					
49.5					
50.5					
51.5					
52.5					
53.5					
54.5					
55.5					
56.5					
57.5					
58.5					
59.5					
60.5					
61.5					
62.5					
63.5					
64.5					
65.5					
66.5					
67.5					
68.5					
69.5					
70.5					
71.5					
72.5					
73.5					
74.5					
75.5					
76.5					
77.5					
78.5					

KCP&L - GREATER MISSOURI OPERATIONS
L&P JURISDICTION

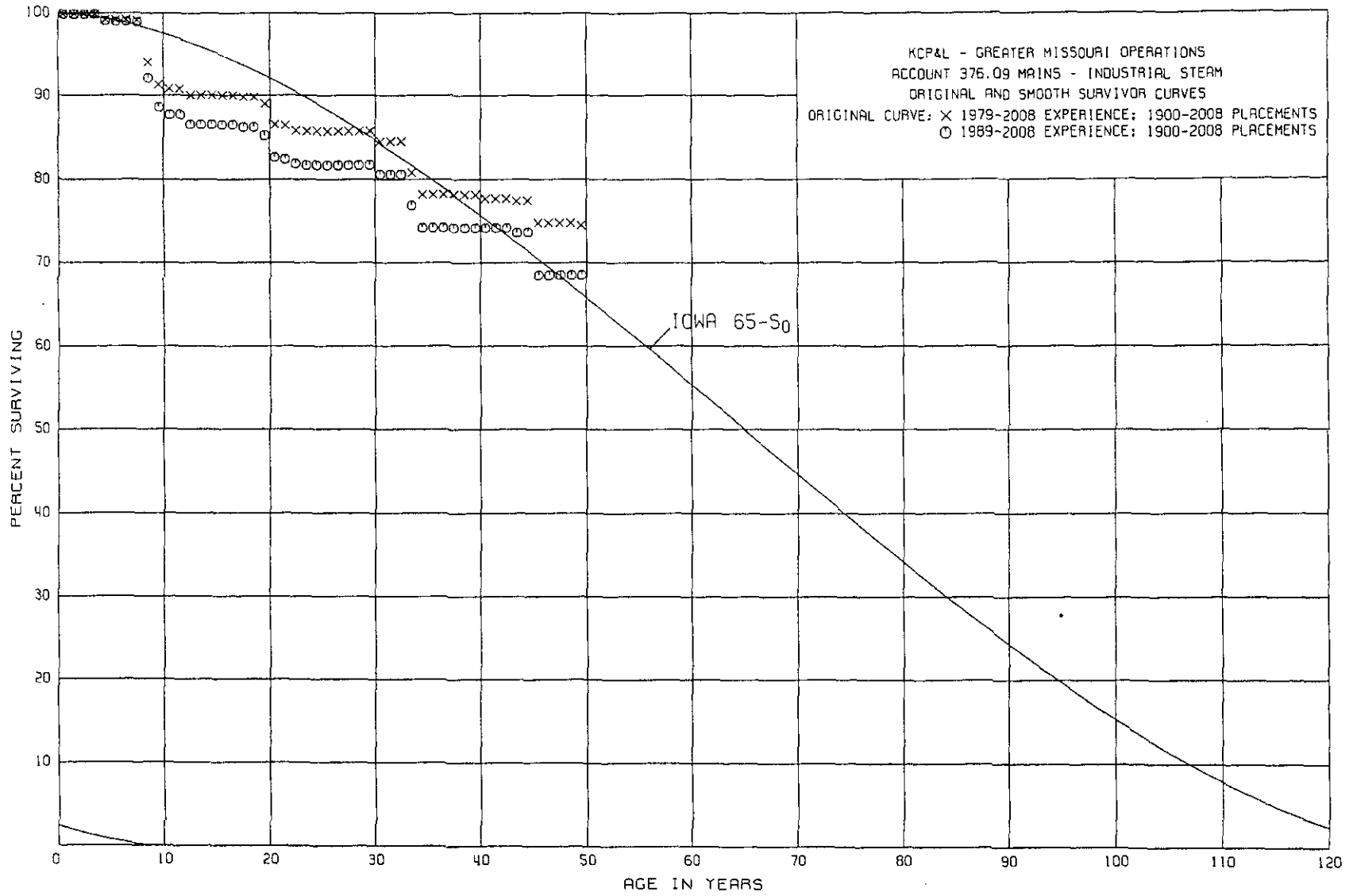
ACCOUNT 375.09 STRUCT. AND IMPROV. - INDUSTRIAL STEAM

ORIGINAL LIFE TABLE, CONT.

PLACEMENT BAND 1900-2006			EXPERIENCE BAND 1989-2008		
AGE AT BEGIN OF INTERVAL	EXPOSURES AT BEGINNING OF AGE INTERVAL	RETIREMENTS DURING AGE INTERVAL	RETMT RATIO	SURV RATIO	PCT SURV BEGIN OF INTERVAL
79.5					
80.5					
81.5					
82.5					
83.5					
84.5					
85.5					
86.5					
87.5					
88.5	74			0.0000	
89.5	74			0.0000	
90.5	74			0.0000	
91.5	74			0.0000	
92.5	74			0.0000	
93.5	74			0.0000	
94.5	74	74		1.0000	
95.5					

III-150

Schedule JJS2010-2



KCP&L - GREATER MISSOURI OPERATIONS
L&P JURISDICTION

ACCOUNT 376.09 MAINS - INDUSTRIAL STEAM

ORIGINAL LIFE TABLE

PLACEMENT BAND 1900-2008			EXPERIENCE BAND 1979-2008		
AGE AT BEGIN OF INTERVAL	EXPOSURES AT BEGINNING OF AGE INTERVAL	RETIREMENTS DURING AGE INTERVAL	RETMT RATIO	SURV RATIO	PCT SURV BEGIN OF INTERVAL
0.0	1,282,574		0.0000	1.0000	100.00
0.5	1,281,627		0.0000	1.0000	100.00
1.5	1,281,627		0.0000	1.0000	100.00
2.5	1,425,263		0.0000	1.0000	100.00
3.5	1,284,918	10,038	0.0078	0.9922	100.00
4.5	1,323,375	625	0.0005	0.9995	99.22
5.5	1,347,085		0.0000	1.0000	99.17
6.5	1,480,637	1,607	0.0011	0.9989	99.17
7.5	1,479,030	76,378	0.0516	0.9484	99.06
8.5	1,411,317	39,260	0.0278	0.9722	93.95
9.5	1,420,900	8,966	0.0063	0.9937	91.34
10.5	1,448,946		0.0000	1.0000	90.76
11.5	1,445,409	11,542	0.0080	0.9920	90.76
12.5	1,434,450		0.0000	1.0000	90.03
13.5	1,465,115		0.0000	1.0000	90.03
14.5	1,440,040		0.0000	1.0000	90.03
15.5	1,440,040		0.0000	1.0000	90.03
16.5	1,249,095	3,480	0.0028	0.9972	90.03
17.5	1,119,386		0.0000	1.0000	89.78
18.5	1,144,757	10,148	0.0089	0.9911	89.78
19.5	1,128,686	30,902	0.0274	0.9726	88.98
20.5	929,150	2,004	0.0022	0.9978	86.54
21.5	887,988	5,779	0.0065	0.9935	86.35
22.5	882,209	1,336	0.0015	0.9985	85.79
23.5	608,235		0.0000	1.0000	85.66
24.5	608,235		0.0000	1.0000	85.66
25.5	608,235		0.0000	1.0000	85.66
26.5	608,435		0.0000	1.0000	85.66
27.5	608,435		0.0000	1.0000	85.66
28.5	630,099		0.0000	1.0000	85.66
29.5	630,100	8,332	0.0132	0.9868	85.66
30.5	621,897		0.0000	1.0000	84.53
31.5	622,525		0.0000	1.0000	84.53
32.5	478,889	21,075	0.0440	0.9560	84.53
33.5	388,634	12,656	0.0326	0.9674	80.81
34.5	375,978		0.0000	1.0000	78.18
35.5	366,040		0.0000	1.0000	78.18
36.5	249,938		0.0000	1.0000	78.18
37.5	249,938		0.0000	1.0000	78.18
38.5	241,273		0.0000	1.0000	78.18

KCP&L - GREATER MISSOURI OPERATIONS
L&P JURISDICTION

ACCOUNT 376.09 MAINS - INDUSTRIAL STEAM

ORIGINAL LIFE TABLE, CONT.

PLACEMENT BAND 1900-2008			EXPERIENCE BAND 1979-2008			
AGE AT BEGIN OF INTERVAL	EXPOSURES AT BEGINNING OF AGE INTERVAL	RETIREMENTS DURING AGE INTERVAL	RETMT RATIO	SURV RATIO	PCT SURV BEGIN OF INTERVAL	
39.5	108,128	628	0.0058	0.9942	78.18	
40.5	44,849		0.0000	1.0000	77.73	
41.5	44,849		0.0000	1.0000	77.73	
42.5	44,849	200	0.0045	0.9955	77.73	
43.5	44,649		0.0000	1.0000	77.38	
44.5	44,649	1,496	0.0335	0.9665	77.38	
45.5	43,153		0.0000	1.0000	74.79	
46.5	43,153		0.0000	1.0000	74.79	
47.5	43,153		0.0000	1.0000	74.79	
48.5	43,153	149	0.0035	0.9965	74.79	
49.5	43,004		0.0000	1.0000	74.53	
50.5	43,004		0.0000	1.0000	74.53	
51.5	43,003	234	0.0054	0.9946	74.53	
52.5	42,769	129	0.0030	0.9970	74.13	
53.5	42,640		0.0000	1.0000	73.91	
54.5	42,640		0.0000	1.0000	73.91	
55.5	42,640		0.0000	1.0000	73.91	
56.5	42,640	3,924	0.0920	0.9080	73.91	
57.5	38,716		0.0000	1.0000	67.11	
58.5	18,783		0.0000	1.0000	67.11	
59.5	18,783		0.0000	1.0000	67.11	
60.5	18,783		0.0000	1.0000	67.11	
61.5	18,783		0.0000	1.0000	67.11	
62.5	18,783		0.0000	1.0000	67.11	
63.5	18,783		0.0000	1.0000	67.11	
64.5	18,783		0.0000	1.0000	67.11	
65.5	18,783		0.0000	1.0000	67.11	
66.5	18,783		0.0000	1.0000	67.11	
67.5	18,783		0.0000	1.0000	67.11	
68.5	18,783		0.0000	1.0000	67.11	
69.5	18,783		0.0000	1.0000	67.11	
70.5					67.11	
71.5						
72.5						
73.5						
74.5						
75.5						
76.5						
77.5						
78.5	15,755		0.0000			

KCP&L - GREATER MISSOURI OPERATIONS
L&P JURISDICTION

ACCOUNT 376.09 MAINS - INDUSTRIAL STEAM

ORIGINAL LIFE TABLE, CONT.

PLACEMENT BAND 1900-2008			EXPERIENCE BAND 1979-2008		
AGE AT BEGIN OF INTERVAL	EXPOSURES AT BEGINNING OF AGE INTERVAL	RETIREMENTS DURING AGE INTERVAL	RETMT RATIO	SURV RATIO	PCT SURV BEGIN OF INTERVAL
79.5	15,755		0.0000		
80.5	15,755		0.0000		
81.5	21,747	11	0.0005		
82.5	21,736	5,981	0.2752		
83.5	15,755		0.0000		
84.5	15,755		0.0000		
85.5	15,755		0.0000		
86.5	15,755		0.0000		
87.5	15,755		0.0000		
88.5	15,755		0.0000		
89.5	15,755		0.0000		
90.5	15,755		0.0000		
91.5	15,755		0.0000		
92.5	15,755		0.0000		
93.5	15,755		0.0000		
94.5	15,755	9,764	0.6197		
95.5	5,991		0.0000		
96.5	5,991		0.0000		
97.5	5,991		0.0000		
98.5	5,991		0.0000		
99.5	5,991		0.0000		
100.5	5,991	5,991	1.0000		
101.5					

KCP&L - GREATER MISSOURI OPERATIONS
L&P JURISDICTION

ACCOUNT 376.09 MAINS - INDUSTRIAL STEAM

ORIGINAL LIFE TABLE

PLACEMENT BAND 1900-2008			EXPERIENCE BAND 1989-2008		
AGE AT BEGIN OF INTERVAL	EXPOSURES AT BEGINNING OF AGE INTERVAL	RETIREMENTS DURING AGE INTERVAL	RETMT RATIO	SURV RATIO	PCT SURV BEGIN OF INTERVAL
0.0	630,012		0.0000	1.0000	100.00
0.5	793,181		0.0000	1.0000	100.00
1.5	873,919		0.0000	1.0000	100.00
2.5	873,919		0.0000	1.0000	100.00
3.5	1,072,102	10,038	0.0094	0.9906	100.00
4.5	1,110,559	625	0.0006	0.9994	99.06
5.5	1,109,934		0.0000	1.0000	99.00
6.5	1,109,934	1,607	0.0014	0.9986	99.00
7.5	1,108,327	76,378	0.0689	0.9311	98.86
8.5	1,031,949	39,260	0.0380	0.9620	92.05
9.5	908,387	8,966	0.0099	0.9901	88.55
10.5	850,926		0.0000	1.0000	87.67
11.5	847,389	11,542	0.0136	0.9864	87.67
12.5	980,066		0.0000	1.0000	86.48
13.5	1,079,911		0.0000	1.0000	86.48
14.5	1,054,836		0.0000	1.0000	86.48
15.5	1,079,171		0.0000	1.0000	86.48
16.5	1,021,778	3,480	0.0034	0.9966	86.48
17.5	892,069		0.0000	1.0000	86.19
18.5	892,374	10,148	0.0114	0.9886	86.19
19.5	1,009,448	30,902	0.0306	0.9694	85.21
20.5	895,419	2,004	0.0022	0.9978	82.60
21.5	854,257	5,779	0.0068	0.9932	82.42
22.5	848,478	1,336	0.0016	0.9984	81.86
23.5	574,504		0.0000	1.0000	81.73
24.5	574,504		0.0000	1.0000	81.73
25.5	574,504		0.0000	1.0000	81.73
26.5	574,504		0.0000	1.0000	81.73
27.5	574,504		0.0000	1.0000	81.73
28.5	608,235		0.0000	1.0000	81.73
29.5	608,236	8,332	0.0137	0.9863	81.73
30.5	599,904		0.0000	1.0000	80.61
31.5	599,904		0.0000	1.0000	80.61
32.5	456,268	21,075	0.0462	0.9538	80.61
33.5	366,013	12,656	0.0346	0.9654	76.89
34.5	353,357		0.0000	1.0000	74.23
35.5	343,419		0.0000	1.0000	74.23
36.5	227,517		0.0000	1.0000	74.23
37.5	227,517		0.0000	1.0000	74.23
38.5	240,516		0.0000	1.0000	74.23

KCP&L - GREATER MISSOURI OPERATIONS
L&P JURISDICTION

ACCOUNT 376.09 MAINS - INDUSTRIAL STEAM

ORIGINAL LIFE TABLE, CONT.

PLACEMENT BAND 1900-2008			EXPERIENCE BAND 1989-2008		
AGE AT BEGIN OF INTERVAL	EXPOSURES AT BEGINNING OF AGE INTERVAL	RETIREMENTS DURING AGE INTERVAL	RETMT RATIO	SURV RATIO	PCT SURV BEGIN OF INTERVAL
39.5	107,371		0.0000	1.0000	74.23
40.5	21,993		0.0000	1.0000	74.23
41.5	21,993		0.0000	1.0000	74.23
42.5	21,993	200	0.0091	0.9909	74.23
43.5	21,793		0.0000	1.0000	73.55
44.5	21,793	1,496	0.0686	0.9314	73.55
45.5	20,297		0.0000	1.0000	68.50
46.5	20,297		0.0000	1.0000	68.50
47.5	20,297		0.0000	1.0000	68.50
48.5	20,297		0.0000	1.0000	68.50
49.5	20,297		0.0000	1.0000	68.50
50.5	43,004		0.0000	1.0000	68.50
51.5	43,003	234	0.0054	0.9946	68.50
52.5	42,769	129	0.0030	0.9970	68.13
53.5	42,640		0.0000	1.0000	67.93
54.5	42,640		0.0000	1.0000	67.93
55.5	42,640		0.0000	1.0000	67.93
56.5	42,640	3,924	0.0920	0.9080	67.93
57.5	38,716		0.0000	1.0000	61.68
58.5	18,783		0.0000	1.0000	61.68
59.5	18,783		0.0000	1.0000	61.68
60.5	18,783		0.0000	1.0000	61.68
61.5	18,783		0.0000	1.0000	61.68
62.5	18,783		0.0000	1.0000	61.68
63.5	18,783		0.0000	1.0000	61.68
64.5	18,783		0.0000	1.0000	61.68
65.5	18,783		0.0000	1.0000	61.68
66.5	18,783		0.0000	1.0000	61.68
67.5	18,783		0.0000	1.0000	61.68
68.5	18,783		0.0000	1.0000	61.68
69.5	18,783		0.0000	1.0000	61.68
70.5					61.68
71.5					
72.5					
73.5					
74.5					
75.5					
76.5					
77.5					
78.5					

KCP&L - GREATER MISSOURI OPERATIONS
L&P JURISDICTION

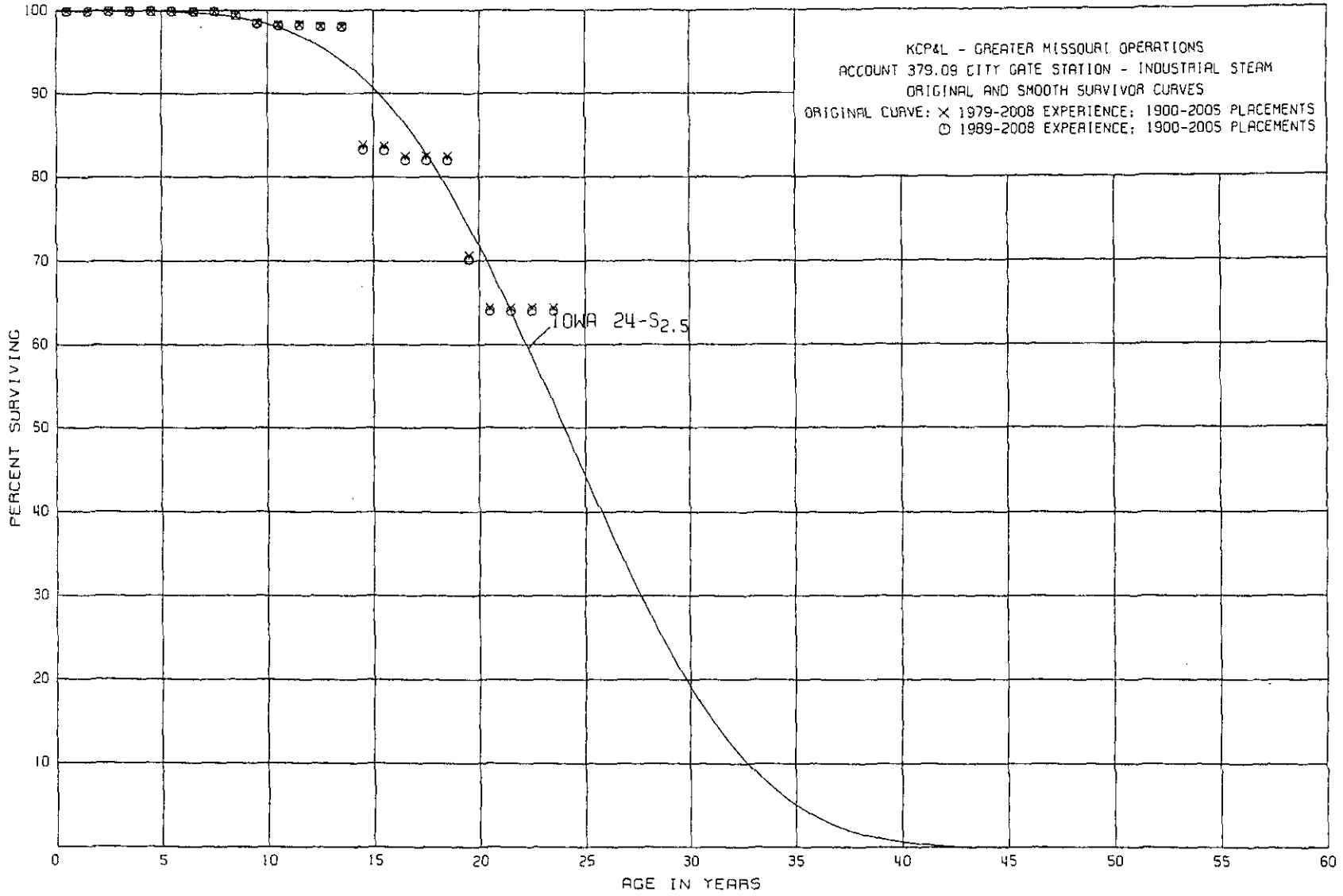
ACCOUNT 376.09 MAINS - INDUSTRIAL STEAM

ORIGINAL LIFE TABLE, CONT.

PLACEMENT BAND 1900-2008		EXPERIENCE BAND 1989-2008			
AGE AT BEGIN OF INTERVAL	EXPOSURES AT BEGINNING OF AGE INTERVAL	RETIREMENTS DURING AGE INTERVAL	RETMT RATIO	SURV RATIO	PCT SURV BEGIN OF INTERVAL
79.5					
80.5					
81.5	5,992	11	0.0018		
82.5	5,981	5,981	1.0000		
83.5					
84.5					
85.5					
86.5					
87.5					
88.5	15,755			0.0000	
89.5	15,755			0.0000	
90.5	15,755			0.0000	
91.5	15,755			0.0000	
92.5	15,755			0.0000	
93.5	15,755			0.0000	
94.5	15,755	9,764	0.6197		
95.5	5,991			0.0000	
96.5	5,991			0.0000	
97.5	5,991			0.0000	
98.5	5,991			0.0000	
99.5	5,991			0.0000	
100.5	5,991	5,991	1.0000		
101.5					

III-157

Schedule JSS2010-2



KCP&L - GREATER MISSOURI OPERATIONS
L&P JURISDICTION

ACCOUNT 379.09 CITY GATE STATION - INDUSTRIAL STEAM

ORIGINAL LIFE TABLE

PLACEMENT BAND 1900-2005

EXPERIENCE BAND 1979-2008

AGE AT BEGIN OF INTERVAL	EXPOSURES AT BEGINNING OF AGE INTERVAL	RETIREMENTS DURING AGE INTERVAL	RETMT RATIO	SURV RATIO	PCT SURV BEGIN OF INTERVAL
0.0	505,034		0.0000	1.0000	100.00
0.5	505,034		0.0000	1.0000	100.00
1.5	505,034		0.0000	1.0000	100.00
2.5	509,014		0.0000	1.0000	100.00
3.5	458,943		0.0000	1.0000	100.00
4.5	488,642		0.0000	1.0000	100.00
5.5	507,316		0.0000	1.0000	100.00
6.5	507,316		0.0000	1.0000	100.00
7.5	507,316	2,850	0.0056	0.9944	100.00
8.5	512,373	5,049	0.0099	0.9901	99.44
9.5	503,344	991	0.0020	0.9980	98.46
10.5	502,353		0.0000	1.0000	98.26
11.5	547,151	652	0.0012	0.9988	98.26
12.5	594,381	192	0.0003	0.9997	98.14
13.5	594,189	86,623	0.1458	0.8542	98.11
14.5	507,566	416	0.0008	0.9992	83.81
15.5	499,243	7,309	0.0146	0.9854	83.74
16.5	423,229	314	0.0007	0.9993	82.52
17.5	429,755		0.0000	1.0000	82.46
18.5	355,258	50,768	0.1429	0.8571	82.46
19.5	269,298	24,042	0.0893	0.9107	70.68
20.5	245,256		0.0000	1.0000	64.37
21.5	95,776		0.0000	1.0000	64.37
22.5	90,186		0.0000	1.0000	64.37
23.5					64.37
24.5					
25.5					
26.5					
27.5					
28.5					
29.5					
30.5					
31.5					
32.5					
33.5					
34.5					
35.5					
36.5	2,205		0.0000		
37.5	2,205		0.0000		
38.5	2,205		0.0000		

KCP&L - GREATER MISSOURI OPERATIONS
L&P JURISDICTION

ACCOUNT 379.09 CITY GATE STATION - INDUSTRIAL STEAM

ORIGINAL LIFE TABLE, CONT.

PLACEMENT BAND 1900-2005			EXPERIENCE BAND 1979-2008		
AGE AT BEGIN OF INTERVAL	EXPOSURES AT BEGINNING OF AGE INTERVAL	RETIREMENTS DURING AGE INTERVAL	RETMT RATIO	SURV RATIO	PCT SURV BEGIN OF INTERVAL
39.5	5,548			0.0000	
40.5	6,299			0.0000	
41.5	6,299			0.0000	
42.5	6,299			0.0000	
43.5	6,299			0.0000	
44.5	6,299			0.0000	
45.5	6,299			0.0000	
46.5	6,299			0.0000	
47.5	6,299			0.0000	
48.5	6,299			0.0000	
49.5	6,299			0.0000	
50.5	6,299			0.0000	
51.5	6,299			0.0000	
52.5	6,299			0.0000	
53.5	6,299			0.0000	
54.5	6,299			0.0000	
55.5	6,299	3,343	0.5307		
56.5	2,956	2,956	1.0000		
57.5					
58.5					
59.5					
60.5					
61.5					
62.5					
63.5					
64.5					
65.5					
66.5					
67.5					
68.5					
69.5					
70.5					
71.5					
72.5					
73.5					
74.5					
75.5					
76.5					
77.5					
78.5	960			0.0000	

KCP&L - GREATER MISSOURI OPERATIONS
L&P JURISDICTION

ACCOUNT 379.09 CITY GATE STATION - INDUSTRIAL STEAM

ORIGINAL LIFE TABLE, CONT.

PLACEMENT BAND 1900-2005

EXPERIENCE BAND 1979-2008

AGE AT BEGIN OF INTERVAL	EXPOSURES AT BEGINNING OF AGE INTERVAL	RETIREMENTS DURING AGE INTERVAL	RETMT RATIO	SURV RATIO	PCT SURV BEGIN OF INTERVAL
79.5	960		0.0000		
80.5	960		0.0000		
81.5	960		0.0000		
82.5	960		0.0000		
83.5	960		0.0000		
84.5	960		0.0000		
85.5	960		0.0000		
86.5	960		0.0000		
87.5	960		0.0000		
88.5	960		0.0000		
89.5	960		0.0000		
90.5	960		0.0000		
91.5	960		0.0000		
92.5	960		0.0000		
93.5	960		0.0000		
94.5	960	960	1.0000		
95.5					

KCP&L - GREATER MISSOURI OPERATIONS
L&P JURISDICTION

ACCOUNT 379.09 CITY GATE STATION - INDUSTRIAL STEAM

ORIGINAL LIFE TABLE

PLACEMENT BAND 1900-2005			EXPERIENCE BAND 1989-2008		
AGE AT BEGIN OF INTERVAL	EXPOSURES AT BEGINNING OF AGE INTERVAL	RETIREMENTS DURING AGE INTERVAL	RETMT RATIO	SURV RATIO	PCT SURV BEGIN OF INTERVAL
0.0	224,869		0.0000	1.0000	100.00
0.5	224,869		0.0000	1.0000	100.00
1.5	431,348		0.0000	1.0000	100.00
2.5	440,918		0.0000	1.0000	100.00
3.5	451,634		0.0000	1.0000	100.00
4.5	488,642		0.0000	1.0000	100.00
5.5	488,642		0.0000	1.0000	100.00
6.5	488,642		0.0000	1.0000	100.00
7.5	488,642	2,850	0.0058	0.9942	100.00
8.5	493,699	5,049	0.0102	0.9898	99.42
9.5	484,670	991	0.0020	0.9980	98.41
10.5	483,679		0.0000	1.0000	98.21
11.5	528,477	652	0.0012	0.9988	98.21
12.5	575,707	192	0.0003	0.9997	98.09
13.5	575,515	86,623	0.1505	0.8495	98.06
14.5	488,892	416	0.0009	0.9991	83.30
15.5	499,243	7,309	0.0146	0.9854	83.23
16.5	423,229	314	0.0007	0.9993	82.01
17.5	429,755		0.0000	1.0000	81.95
18.5	355,258	50,768	0.1429	0.8571	81.95
19.5	269,298	24,042	0.0893	0.9107	70.24
20.5	245,256		0.0000	1.0000	63.97
21.5	95,776		0.0000	1.0000	63.97
22.5	90,186		0.0000	1.0000	63.97
23.5					63.97
24.5					
25.5					
26.5					
27.5					
28.5					
29.5					
30.5					
31.5					
32.5					
33.5					
34.5					
35.5					
36.5	2,205		0.0000		
37.5	2,205		0.0000		
38.5	2,205		0.0000		

KCP&L - GREATER MISSOURI OPERATIONS
L&P JURISDICTION

ACCOUNT 379.09 CITY GATE STATION - INDUSTRIAL STEAM

ORIGINAL LIFE TABLE, CONT.

PLACEMENT BAND 1900-2005 EXPERIENCE BAND 1989-2008

AGE AT BEGIN OF INTERVAL	EXPOSURES AT BEGINNING OF AGE INTERVAL	RETIREMENTS DURING AGE INTERVAL	RETMT RATIO	SURV RATIO	PCT SURV BEGIN OF INTERVAL
39.5	2,205			0.0000	
40.5					
41.5					
42.5					
43.5					
44.5					
45.5					
46.5					
47.5					
48.5					
49.5	3,343			0.0000	
50.5	6,299			0.0000	
51.5	6,299			0.0000	
52.5	6,299			0.0000	
53.5	6,299			0.0000	
54.5	6,299			0.0000	
55.5	6,299	3,343	0.5307		
56.5	2,956	2,956	1.0000		
57.5					
58.5					
59.5					
60.5					
61.5					
62.5					
63.5					
64.5					
65.5					
66.5					
67.5					
68.5					
69.5					
70.5					
71.5					
72.5					
73.5					
74.5					
75.5					
76.5					
77.5					
78.5					

KCP&L - GREATER MISSOURI OPERATIONS
L&P JURISDICTION

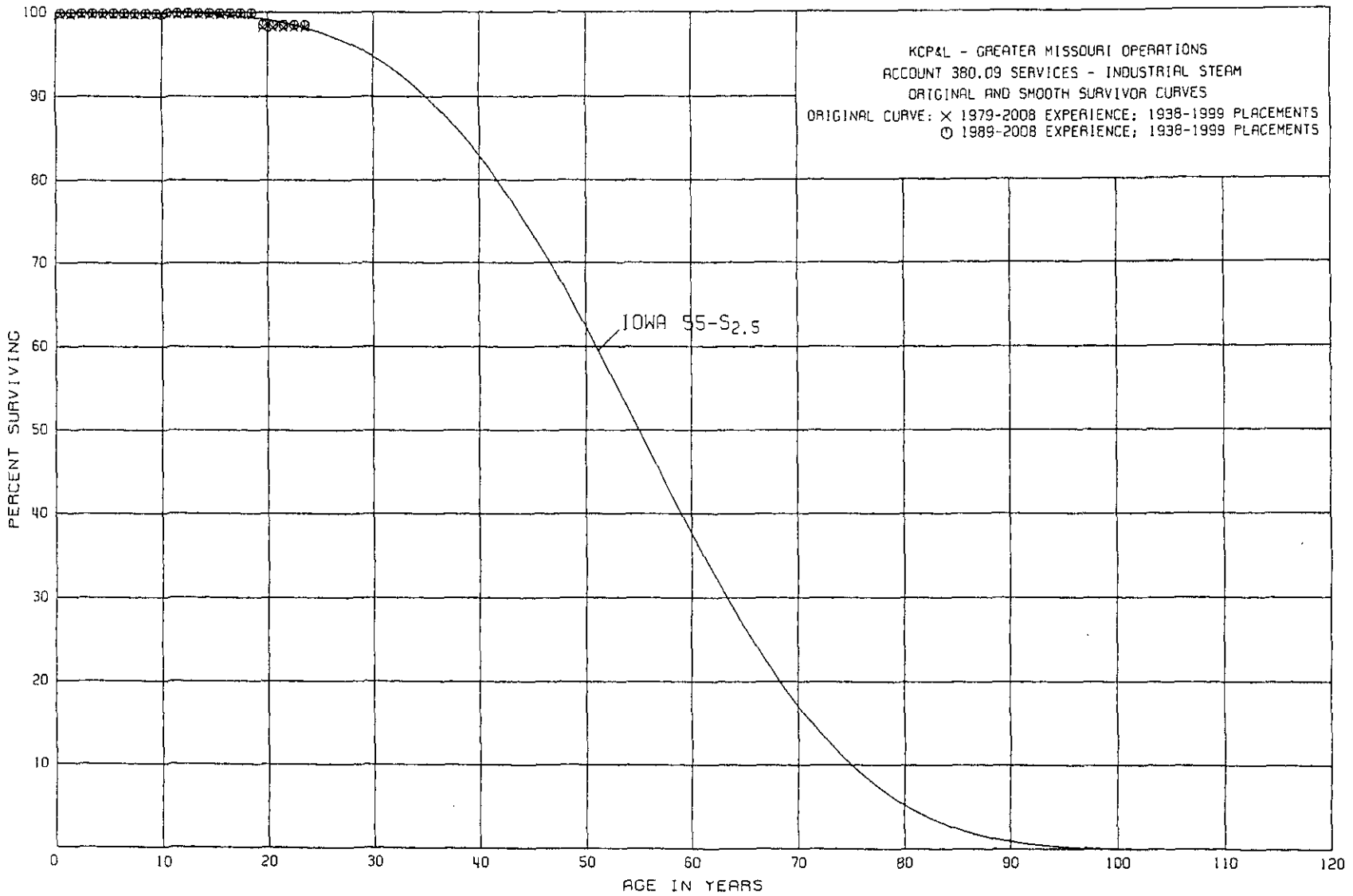
ACCOUNT 379.09 CITY GATE STATION - INDUSTRIAL STEAM

ORIGINAL LIFE TABLE, CONT.

PLACEMENT BAND 1900-2005

EXPERIENCE BAND 1989-2008

AGE AT BEGIN OF INTERVAL	EXPOSURES AT BEGINNING OF AGE INTERVAL	RETIREMENTS DURING AGE INTERVAL	RETMT RATIO	SURV RATIO	PCT SURV BEGIN OF INTERVAL
79.5					
80.5					
81.5					
82.5					
83.5					
84.5					
85.5					
86.5					
87.5					
88.5	960			0.0000	
89.5	960			0.0000	
90.5	960			0.0000	
91.5	960			0.0000	
92.5	960			0.0000	
93.5	960			0.0000	
94.5	960	960	1.0000		
95.5					



III-164

Schedule JJS2010-2

KCP&L - GREATER MISSOURI OPERATIONS
L&P JURISDICTION

ACCOUNT 380.09 SERVICES - INDUSTRIAL STEAM

ORIGINAL LIFE TABLE

PLACEMENT BAND 1938-1999

EXPERIENCE BAND 1979-2008

AGE AT BEGIN OF INTERVAL	EXPOSURES AT BEGINNING OF AGE INTERVAL	RETIREMENTS DURING AGE INTERVAL	RETMT RATIO	SURV RATIO	PCT SURV BEGIN OF INTERVAL
0.0	175,160	617	0.0035	0.9965	100.00
0.5	174,543		0.0000	1.0000	99.65
1.5	174,543		0.0000	1.0000	99.65
2.5	170,563		0.0000	1.0000	99.65
3.5	170,563		0.0000	1.0000	99.65
4.5	140,864		0.0000	1.0000	99.65
5.5	140,864		0.0000	1.0000	99.65
6.5	140,864		0.0000	1.0000	99.65
7.5	140,864		0.0000	1.0000	99.65
8.5	132,957		0.0000	1.0000	99.65
9.5	132,957		0.0000	1.0000	99.65
10.5	132,957		0.0000	1.0000	99.65
11.5	132,957		0.0000	1.0000	99.65
12.5	132,957		0.0000	1.0000	99.65
13.5	132,957		0.0000	1.0000	99.65
14.5	132,957		0.0000	1.0000	99.65
15.5	132,957		0.0000	1.0000	99.65
16.5	100,842		0.0000	1.0000	99.65
17.5	100,842		0.0000	1.0000	99.65
18.5	102,362	1,520	0.0148	0.9852	99.65
19.5	100,842		0.0000	1.0000	98.18
20.5	100,842		0.0000	1.0000	98.18
21.5	100,842		0.0000	1.0000	98.18
22.5	100,842		0.0000	1.0000	98.18
23.5					98.18
24.5					
25.5					
26.5					
27.5					
28.5					
29.5					
30.5					
31.5					
32.5					
33.5					
34.5					
35.5					
36.5					
37.5					
38.5					

KCP&L - GREATER MISSOURI OPERATIONS
L&P JURISDICTION

ACCOUNT 380.09 SERVICES - INDUSTRIAL STEAM

ORIGINAL LIFE TABLE, CONT.

PLACEMENT BAND 1938-1999			EXPERIENCE BAND 1979-2008		
AGE AT BEGIN OF INTERVAL	EXPOSURES AT BEGINNING OF AGE INTERVAL	RETIREMENTS DURING AGE INTERVAL	RETMT RATIO	SURV RATIO	PCT SURV BEGIN OF INTERVAL
39.5					
40.5	1,054		0.0000		
41.5	1,054		0.0000		
42.5	1,054		0.0000		
43.5	1,054		0.0000		
44.5	1,054		0.0000		
45.5	1,054		0.0000		
46.5	1,054		0.0000		
47.5	1,054		0.0000		
48.5	1,054		0.0000		
49.5	1,054		0.0000		
50.5	1,054		0.0000		
51.5	1,054		0.0000		
52.5	1,054		0.0000		
53.5	1,054		0.0000		
54.5	1,054		0.0000		
55.5	1,054		0.0000		
56.5	1,054	1,054	1.0000		
57.5					

KCP&L - GREATER MISSOURI OPERATIONS
L&P JURISDICTION

ACCOUNT 380.09 SERVICES - INDUSTRIAL STEAM

ORIGINAL LIFE TABLE

PLACEMENT BAND 1938-1999			EXPERIENCE BAND 1989-2008		
AGE AT BEGIN OF INTERVAL	EXPOSURES AT BEGINNING OF AGE INTERVAL	RETIREMENTS DURING AGE INTERVAL	RETMT RATIO	SURV RATIO	PCT SURV BEGIN OF INTERVAL
0.0	41,586		0.0000	1.0000	100.00
0.5	41,586		0.0000	1.0000	100.00
1.5	41,586		0.0000	1.0000	100.00
2.5	37,606		0.0000	1.0000	100.00
3.5	170,563		0.0000	1.0000	100.00
4.5	140,864		0.0000	1.0000	100.00
5.5	140,864		0.0000	1.0000	100.00
6.5	140,864		0.0000	1.0000	100.00
7.5	140,864		0.0000	1.0000	100.00
8.5	132,957		0.0000	1.0000	100.00
9.5	132,957		0.0000	1.0000	100.00
10.5	132,957		0.0000	1.0000	100.00
11.5	132,957		0.0000	1.0000	100.00
12.5	132,957		0.0000	1.0000	100.00
13.5	132,957		0.0000	1.0000	100.00
14.5	132,957		0.0000	1.0000	100.00
15.5	132,957		0.0000	1.0000	100.00
16.5	100,842		0.0000	1.0000	100.00
17.5	100,842		0.0000	1.0000	100.00
18.5	102,362	1,520	0.0148	0.9852	100.00
19.5	100,842		0.0000	1.0000	98.52
20.5	100,842		0.0000	1.0000	98.52
21.5	100,842		0.0000	1.0000	98.52
22.5	100,842		0.0000	1.0000	98.52
23.5					98.52
24.5					
25.5					
26.5					
27.5					
28.5					
29.5					
30.5					
31.5					
32.5					
33.5					
34.5					
35.5					
36.5					
37.5					
38.5					

KCP&L - GREATER MISSOURI OPERATIONS
L&P JURISDICTION

ACCOUNT 380.09 SERVICES - INDUSTRIAL STEAM

ORIGINAL LIFE TABLE, CONT.

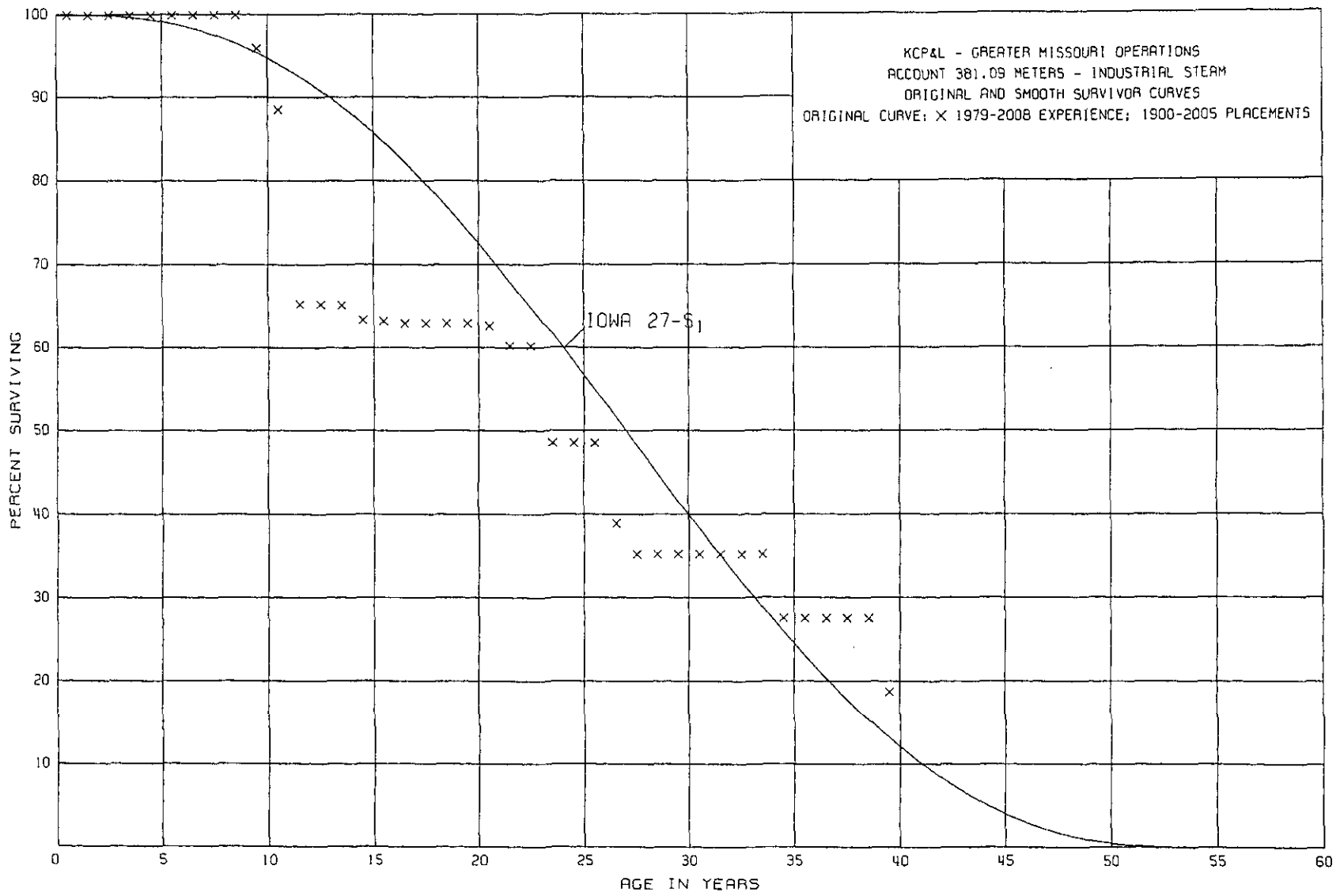
PLACEMENT BAND 1938-1999

EXPERIENCE BAND 1989-2008

AGE AT BEGIN OF INTERVAL	EXPOSURES AT BEGINNING OF AGE INTERVAL	RETIREMENTS DURING AGE INTERVAL	RETMT RATIO	SURV RATIO	PCT SURV BEGIN OF INTERVAL
39.5					
40.5					
41.5					
42.5					
43.5					
44.5					
45.5					
46.5					
47.5					
48.5					
49.5					
50.5	1,054			0.0000	
51.5	1,054			0.0000	
52.5	1,054			0.0000	
53.5	1,054			0.0000	
54.5	1,054			0.0000	
55.5	1,054			0.0000	
56.5	1,054	1,054	1.0000		
57.5					

III-169

Schedule JSS2010-2



KCP&L - GREATER MISSOURI OPERATIONS
L&P JURISDICTION

ACCOUNT 381.09 METERS - INDUSTRIAL STEAM

ORIGINAL LIFE TABLE

PLACEMENT BAND 1900-2005			EXPERIENCE BAND 1979-2008		
AGE AT BEGIN OF INTERVAL	EXPOSURES AT BEGINNING OF AGE INTERVAL	RETIREMENTS DURING AGE INTERVAL	RETMT RATIO	SURV RATIO	PCT SURV BEGIN OF INTERVAL
0.0	497,073		0.0000	1.0000	100.00
0.5	497,073		0.0000	1.0000	100.00
1.5	497,073		0.0000	1.0000	100.00
2.5	497,073		0.0000	1.0000	100.00
3.5	405,547		0.0000	1.0000	100.00
4.5	357,052		0.0000	1.0000	100.00
5.5	328,500		0.0000	1.0000	100.00
6.5	334,911		0.0000	1.0000	100.00
7.5	334,911		0.0000	1.0000	100.00
8.5	334,911	13,696	0.0409	0.9591	100.00
9.5	407,214	31,368	0.0770	0.9230	95.91
10.5	370,313	97,602	0.2636	0.7364	88.52
11.5	268,532		0.0000	1.0000	65.19
12.5	268,532	539	0.0020	0.9980	65.19
13.5	267,993	7,148	0.0267	0.9733	65.06
14.5	260,845	476	0.0018	0.9982	63.32
15.5	260,369	1,448	0.0056	0.9944	63.21
16.5	173,027		0.0000	1.0000	62.86
17.5	174,528		0.0000	1.0000	62.86
18.5	116,051		0.0000	1.0000	62.86
19.5	116,051	515	0.0044	0.9956	62.86
20.5	172,624	6,522	0.0378	0.9622	62.58
21.5	161,737		0.0000	1.0000	60.21
22.5	164,055	31,966	0.1948	0.8052	60.21
23.5	37,747		0.0000	1.0000	48.48
24.5	8,626		0.0000	1.0000	48.48
25.5	8,626	1,697	0.1967	0.8033	48.48
26.5	6,929	675	0.0974	0.9026	38.94
27.5	6,254		0.0000	1.0000	35.15
28.5	6,254		0.0000	1.0000	35.15
29.5	6,254		0.0000	1.0000	35.15
30.5	6,254		0.0000	1.0000	35.15
31.5	6,976		0.0000	1.0000	35.15
32.5	6,976		0.0000	1.0000	35.15
33.5	6,976	1,524	0.2185	0.7815	35.15
34.5	6,066		0.0000	1.0000	27.47
35.5	7,282		0.0000	1.0000	27.47
36.5	7,282		0.0000	1.0000	27.47
37.5	7,282		0.0000	1.0000	27.47
38.5	7,282	2,318	0.3183	0.6817	27.47

KCP&L - GREATER MISSOURI OPERATIONS
L&P JURISDICTION

ACCOUNT 381.09 METERS - INDUSTRIAL STEAM

ORIGINAL LIFE TABLE, CONT.

PLACEMENT BAND 1900-2005 . EXPERIENCE BAND 1979-2008

AGE AT BEGIN OF INTERVAL	EXPOSURES AT BEGINNING OF AGE INTERVAL	RETIREMENTS DURING AGE INTERVAL	RETMT RATIO	SURV RATIO	PCT SURV BEGIN OF INTERVAL
39.5	4,964		0.0000	1.0000	18.73
40.5	4,964	2,412	0.4859	0.5141	18.73
41.5	2,552		0.0000	1.0000	9.63
42.5	2,552		0.0000	1.0000	9.63
43.5	2,552		0.0000	1.0000	9.63
44.5	2,552		0.0000	1.0000	9.63
45.5	2,552		0.0000	1.0000	9.63
46.5	2,552		0.0000	1.0000	9.63
47.5	2,552	722	0.2829	0.7171	9.63
48.5	1,830		0.0000	1.0000	6.91
49.5	1,830		0.0000	1.0000	6.91
50.5	1,830	614	0.3355	0.6645	6.91
51.5	1,216	1,216	1.0000	0.0000	4.59
52.5					0.00
53.5					
54.5					
55.5					
56.5					
57.5					
58.5					
59.5					
60.5					
61.5					
62.5					
63.5					
64.5					
65.5					
66.5					
67.5					
68.5					
69.5					
70.5					
71.5					
72.5					
73.5					
74.5					
75.5					
76.5					
77.5					
78.5	1,208		0.0000		

KCP&L - GREATER MISSOURI OPERATIONS
L&P JURISDICTION

ACCOUNT 381.09 METERS - INDUSTRIAL STEAM

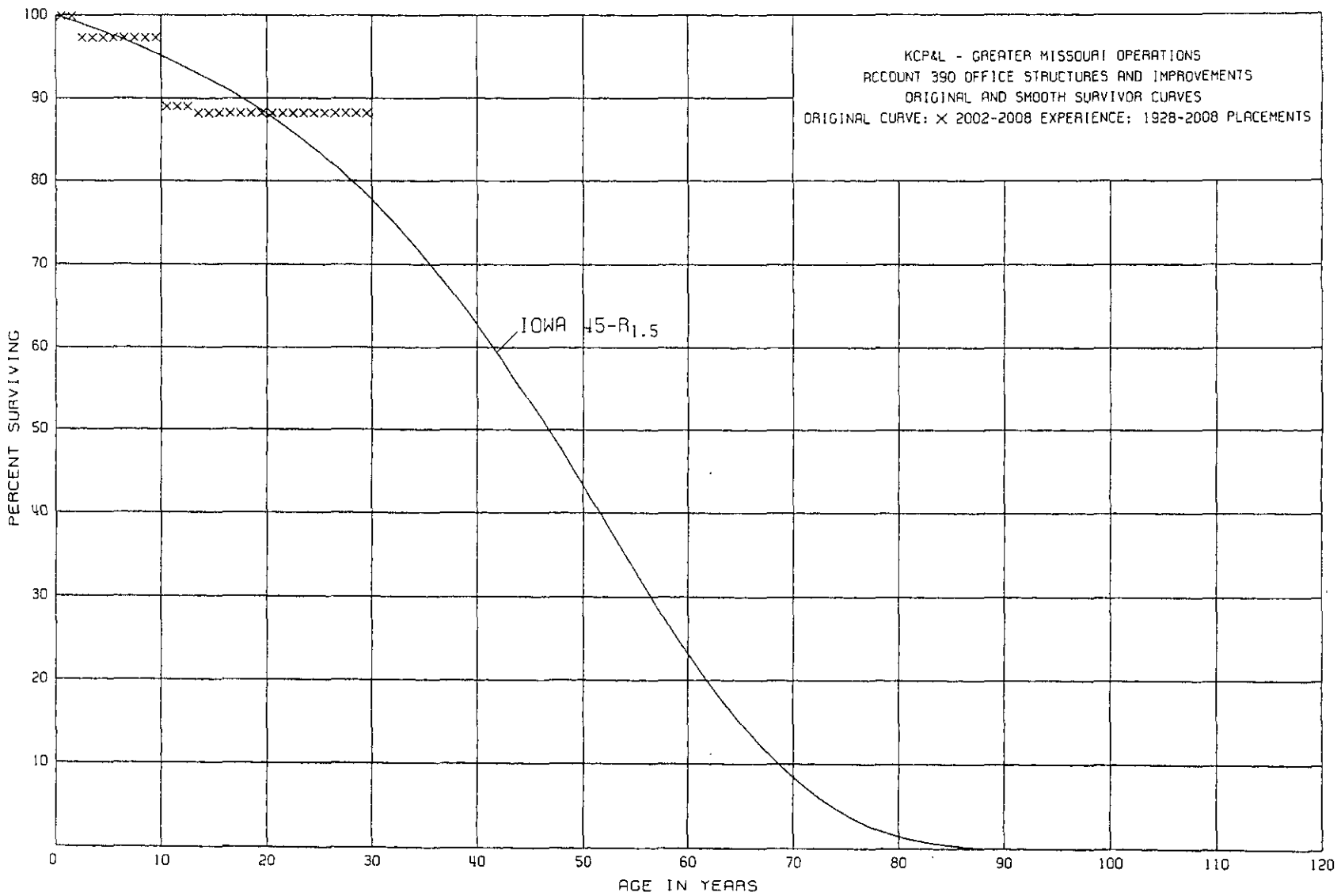
ORIGINAL LIFE TABLE, CONT.

PLACEMENT BAND 1900-2005 EXPERIENCE BAND 1979-2008

AGE AT BEGIN OF INTERVAL	EXPOSURES AT BEGINNING OF AGE INTERVAL	RETIREMENTS DURING AGE INTERVAL	RETMT RATIO	SURV RATIO	PCT SURV BEGIN OF INTERVAL
79.5	1,208		0.0000		
80.5	1,208		0.0000		
81.5	1,208		0.0000		
82.5	1,208		0.0000		
83.5	1,208		0.0000		
84.5	1,208		0.0000		
85.5	1,208		0.0000		
86.5	1,208		0.0000		
87.5	1,208		0.0000		
88.5	1,208		0.0000		
89.5	1,208		0.0000		
90.5	1,208		0.0000		
91.5	1,208		0.0000		
92.5	1,208		0.0000		
93.5	1,208		0.0000		
94.5	1,208	1,208	1.0000		
95.5					

III-173

Schedule JJS2010-2



KCP&L - GREATER MISSOURI OPERATIONS
L&P JURISDICTION

ACCOUNT 390 OFFICE STRUCTURES AND IMPROVEMENTS

ORIGINAL LIFE TABLE

PLACEMENT BAND 1928-2008			EXPERIENCE BAND 2002-2008		
AGE AT BEGIN OF INTERVAL	EXPOSURES AT BEGINNING OF AGE INTERVAL	RETIREMENTS DURING AGE INTERVAL	RETMT RATIO	SURV RATIO	PCT SURV BEGIN OF INTERVAL
0.0	290,436		0.0000	1.0000	100.00
0.5	488,040		0.0000	1.0000	100.00
1.5	576,077	15,668	0.0272	0.9728	100.00
2.5	565,391		0.0000	1.0000	97.28
3.5	398,745		0.0000	1.0000	97.28
4.5	429,731		0.0000	1.0000	97.28
5.5	462,673		0.0000	1.0000	97.28
6.5	512,763		0.0000	1.0000	97.28
7.5	212,639		0.0000	1.0000	97.28
8.5	254,895		0.0000	1.0000	97.28
9.5	503,551	43,081	0.0856	0.9144	97.28
10.5	440,979		0.0000	1.0000	88.95
11.5	528,868		0.0000	1.0000	88.95
12.5	511,056	4,483	0.0088	0.9912	88.95
13.5	457,979		0.0000	1.0000	88.17
14.5	397,159		0.0000	1.0000	88.17
15.5	238,207		0.0000	1.0000	88.17
16.5	709,137		0.0000	1.0000	88.17
17.5	740,811		0.0000	1.0000	88.17
18.5	778,143		0.0000	1.0000	88.17
19.5	1,140,171		0.0000	1.0000	88.17
20.5	3,996,377		0.0000	1.0000	88.17
21.5	4,027,822		0.0000	1.0000	88.17
22.5	3,579,422		0.0000	1.0000	88.17
23.5	3,278,556		0.0000	1.0000	88.17
24.5	3,263,308		0.0000	1.0000	88.17
25.5	2,942,925		0.0000	1.0000	88.17
26.5	86,090		0.0000	1.0000	88.17
27.5	144,110		0.0000	1.0000	88.17
28.5	80,156		0.0000	1.0000	88.17
29.5					88.17
30.5	2,804		0.0000		
31.5	780,111		0.0000		
32.5	786,789		0.0000		
33.5	9,482		0.0000		
34.5					
35.5					
36.5					
37.5					
38.5					
39.5	16,824		0.0000		

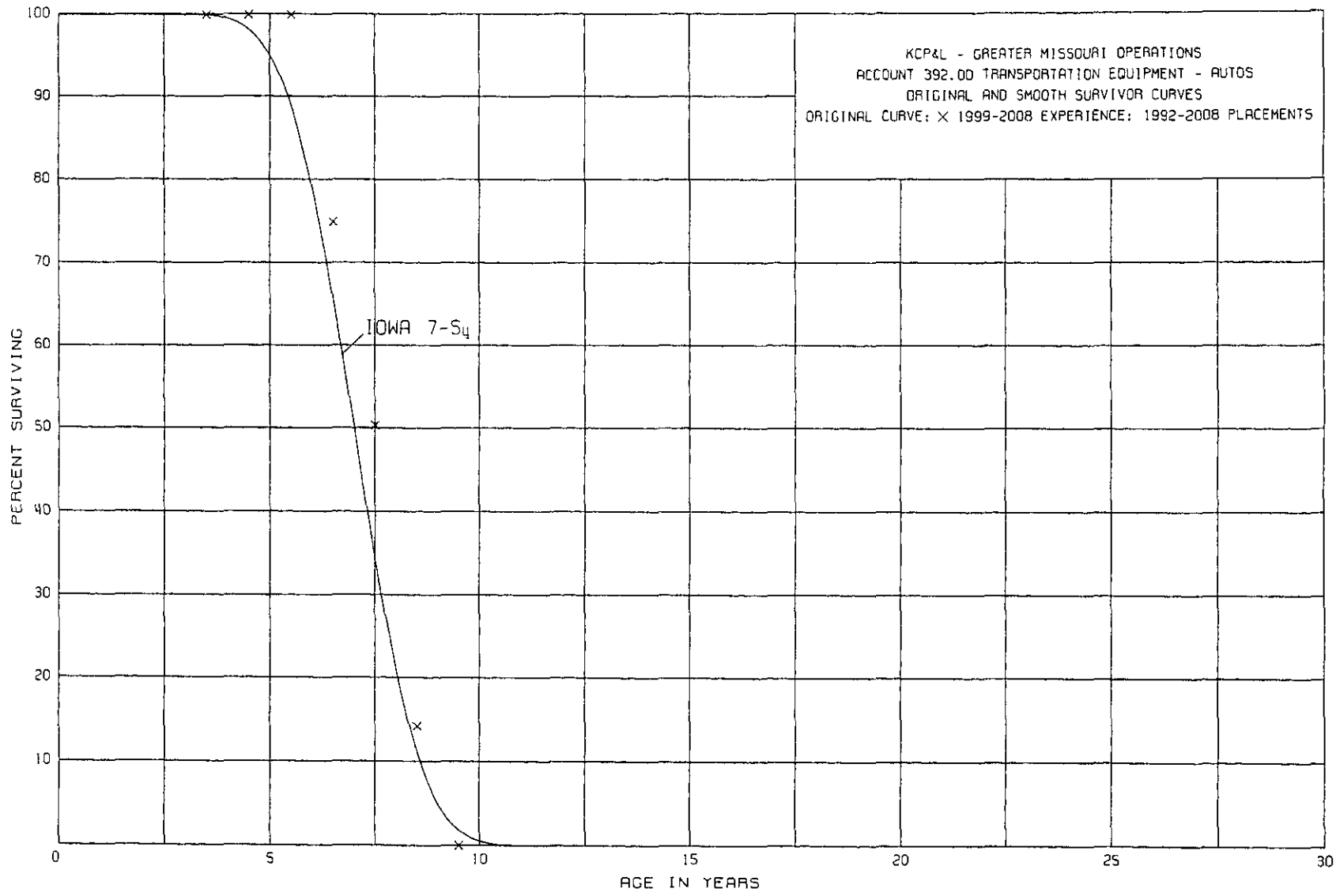
KCP&L - GREATER MISSOURI OPERATIONS
L&P JURISDICTION

ACCOUNT 390 OFFICE STRUCTURES AND IMPROVEMENTS

ORIGINAL LIFE TABLE, CONT.

PLACEMENT BAND 1928-2008			EXPERIENCE BAND 2002-2008		
AGE AT BEGIN OF INTERVAL	EXPOSURES AT BEGINNING OF AGE INTERVAL	RETIREMENTS DURING AGE INTERVAL	RETMT RATIO	SURV RATIO	PCT SURV BEGIN OF INTERVAL
40.5	16,824		0.0000		
41.5					
42.5					
43.5					
44.5					
45.5					
46.5					
47.5					
48.5					
49.5					
50.5					
51.5					
52.5					
53.5					
54.5					
55.5					
56.5					
57.5					
58.5	10,678		0.0000		
59.5	10,678		0.0000		
60.5	5,418		0.0000		
61.5	5,418		0.0000		
62.5					
63.5					
64.5					
65.5					
66.5					
67.5					
68.5					
69.5					
70.5					
71.5					
72.5					
73.5					
74.5					
75.5					
76.5					
77.5					
78.5	32,668		0.0000		
79.5	32,668		0.0000		
80.5					

KCP&L - GREATER MISSOURI OPERATIONS
ACCOUNT 392.00 TRANSPORTATION EQUIPMENT - AUTOS
ORIGINAL AND SMOOTH SURVIVOR CURVES
ORIGINAL CURVE: X 1999-2008 EXPERIENCE: 1992-2008 PLACEMENTS



III-176

Schedule JJS2010-2

KCP&L - GREATER MISSOURI OPERATIONS
L&P JURISDICTION

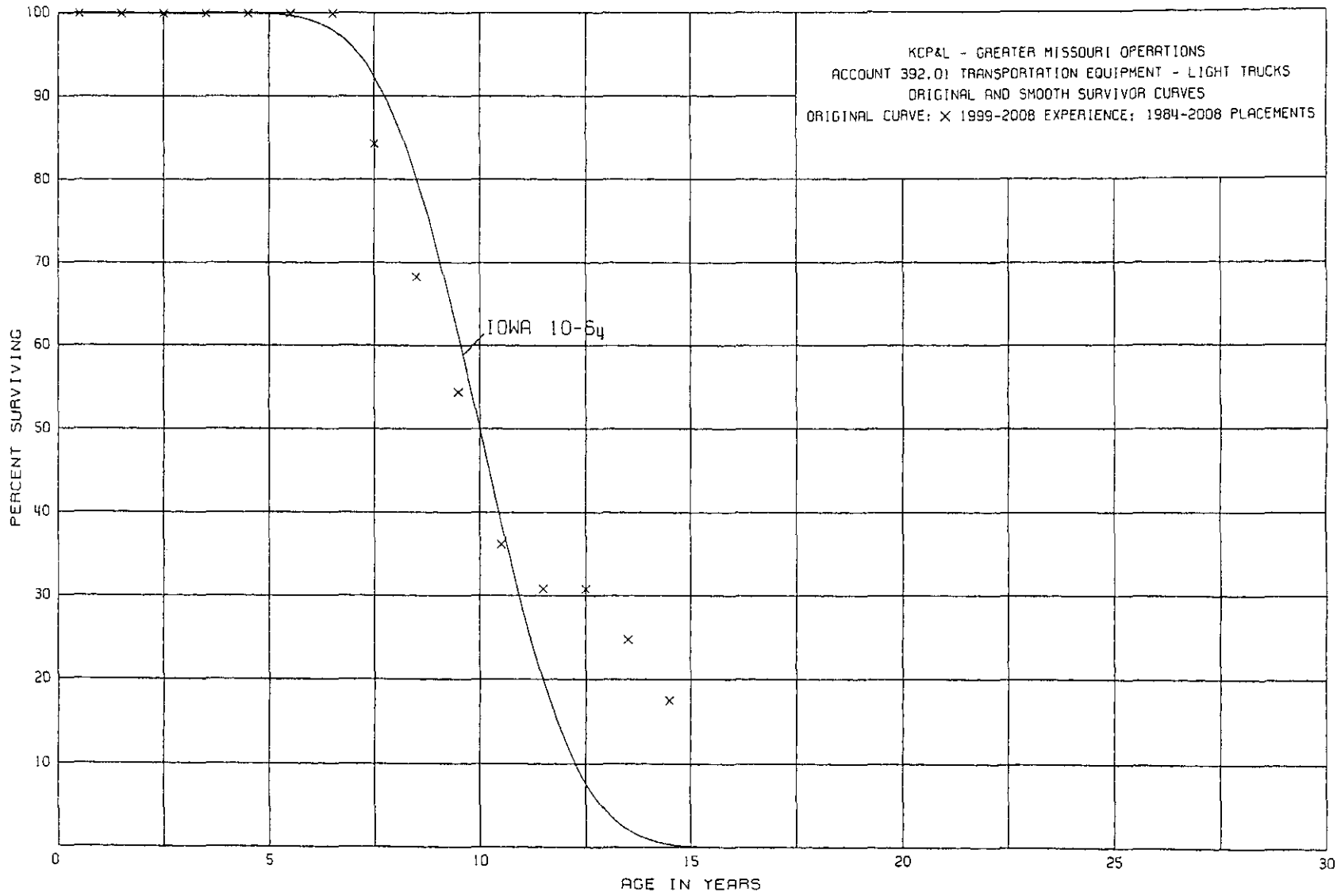
ACCOUNT 392.00 TRANSPORTATION EQUIPMENT - AUTOS

ORIGINAL LIFE TABLE

PLACEMENT BAND 1992-2008			EXPERIENCE BAND 1999-2008		
AGE AT BEGIN OF INTERVAL	EXPOSURES AT BEGINNING OF AGE INTERVAL	RETIREMENTS DURING AGE INTERVAL	RETMT RATIO	SURV RATIO	PCT SURV BEGIN OF INTERVAL
0.0					
0.5					
1.5					
2.5					
3.5	134,131		0.0000	1.0000	100.00
4.5	255,880		0.0000	1.0000	100.00
5.5	334,518	83,832	0.2506	0.7494	100.00
6.5	282,798	92,961	0.3287	0.6713	74.94
7.5	173,071	124,193	0.7176	0.2824	50.31
8.5	32,112	32,112	1.0000	0.0000	14.21
9.5					0.00

III-178

Schedule JJS2010-2



KCP&L - GREATER MISSOURI OPERATIONS
L&P JURISDICTION

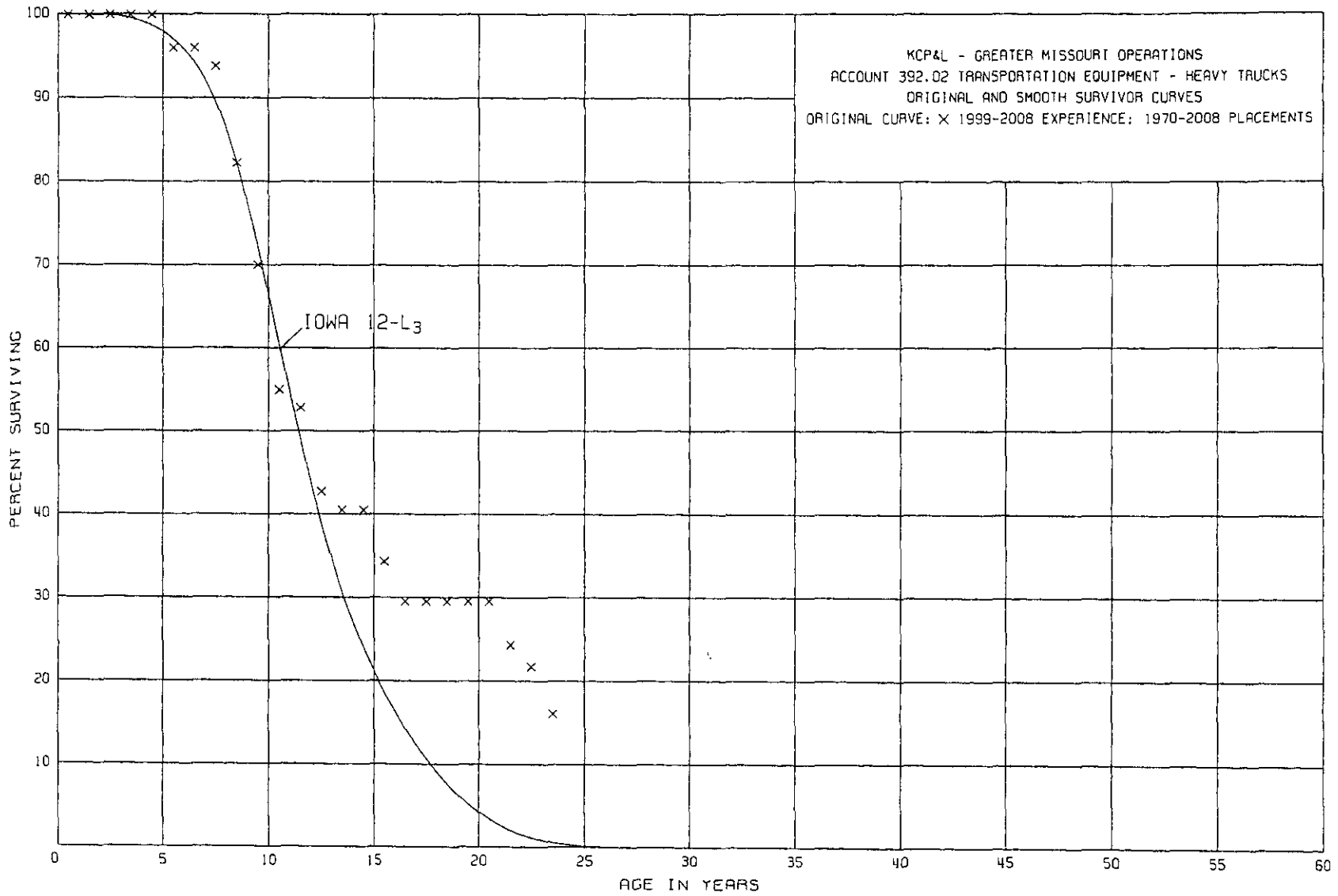
ACCOUNT 392.01 TRANSPORTATION EQUIPMENT - LIGHT TRUCKS

ORIGINAL LIFE TABLE

PLACEMENT BAND 1984-2008			EXPERIENCE BAND 1999-2008			
AGE AT BEGIN OF INTERVAL	EXPOSURES AT BEGINNING OF AGE INTERVAL	RETIREMENTS DURING AGE INTERVAL	RETMT RATIO	SURV RATIO	PCT SURV BEGIN OF INTERVAL	
0.0	246,314		0.0000	1.0000	100.00	
0.5	208,508		0.0000	1.0000	100.00	
1.5	116,186		0.0000	1.0000	100.00	
2.5	198,205		0.0000	1.0000	100.00	
3.5	299,590		0.0000	1.0000	100.00	
4.5	603,998		0.0000	1.0000	100.00	
5.5	605,749		0.0000	1.0000	100.00	
6.5	833,870	131,223	0.1574	0.8426	100.00	
7.5	719,413	136,456	0.1897	0.8103	84.26	
8.5	563,842	114,374	0.2028	0.7972	68.28	
9.5	406,749	135,888	0.3341	0.6659	54.43	
10.5	242,960	36,682	0.1510	0.8490	36.24	
11.5	152,764		0.0000	1.0000	30.77	
12.5	152,764	30,086	0.1969	0.8031	30.77	
13.5	72,324	21,194	0.2930	0.7070	24.71	
14.5	9,235	276	0.0299	0.9701	17.47	
15.5	8,959		0.0000	1.0000	16.95	
16.5	8,959	8,959	1.0000	0.0000	16.95	
17.5					0.00	

III-180

Schedule JJS2010-2



KCP&L - GREATER MISSOURI OPERATIONS
L&P JURISDICTION

ACCOUNT 392.02 TRANSPORTATION EQUIPMENT - HEAVY TRUCKS

ORIGINAL LIFE TABLE

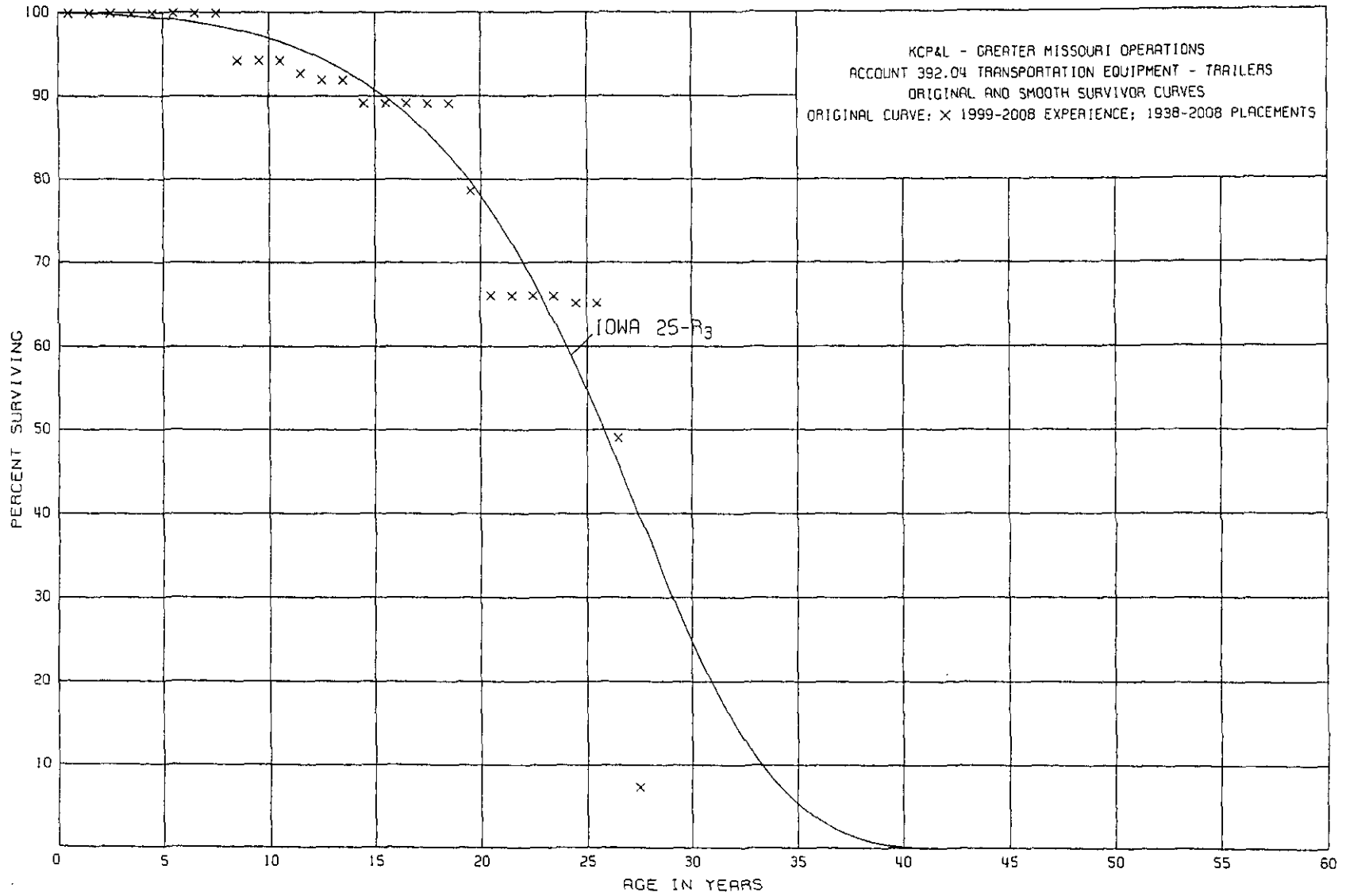
PLACEMENT BAND 1970-2008

EXPERIENCE BAND 1999-2008

AGE AT BEGIN OF INTERVAL	EXPOSURES AT BEGINNING OF AGE INTERVAL	RETIREMENTS DURING AGE INTERVAL	RETMT RATIO	SURV RATIO	PCT SURV BEGIN OF INTERVAL
0.0	1,060,606		0.0000	1.0000	100.00
0.5	1,332,939		0.0000	1.0000	100.00
1.5	1,426,726		0.0000	1.0000	100.00
2.5	1,537,859		0.0000	1.0000	100.00
3.5	1,704,990		0.0000	1.0000	100.00
4.5	1,729,771	68,665	0.0397	0.9603	100.00
5.5	1,705,948		0.0000	1.0000	96.03
6.5	1,288,225	29,932	0.0232	0.9768	96.03
7.5	1,296,786	161,022	0.1242	0.8758	93.80
8.5	1,412,166	208,506	0.1476	0.8524	82.15
9.5	1,179,210	252,617	0.2142	0.7858	70.02
10.5	975,942	38,777	0.0397	0.9603	55.02
11.5	959,636	184,742	0.1925	0.8075	52.84
12.5	708,973	36,039	0.0508	0.9492	42.67
13.5	726,672		0.0000	1.0000	40.50
14.5	742,712	112,870	0.1520	0.8480	40.50
15.5	478,958	66,992	0.1399	0.8601	34.34
16.5	285,938		0.0000	1.0000	29.54
17.5	286,673		0.0000	1.0000	29.54
18.5	221,100		0.0000	1.0000	29.54
19.5	273,756	736	0.0027	0.9973	29.54
20.5	263,322	45,864	0.1742	0.8258	29.46
21.5	141,071	15,199	0.1077	0.8923	24.33
22.5	125,872	32,895	0.2613	0.7387	21.71
23.5	85,079		0.0000	1.0000	16.04
24.5	85,079		0.0000	1.0000	16.04
25.5	75,758	18,167	0.2398	0.7602	16.04
26.5	57,592		0.0000	1.0000	12.19
27.5	57,592	11,800	0.2049	0.7951	12.19
28.5	46,485		0.0000	1.0000	9.69
29.5	9,028		0.0000	1.0000	9.69
30.5	9,028	693	0.0768	0.9232	9.69
31.5	8,335		0.0000	1.0000	8.95
32.5	8,335		0.0000	1.0000	8.95
33.5					8.95

III-182

Schedule JJS2010-2



KCP&L - GREATER MISSOURI OPERATIONS
L&P JURISDICTION

ACCOUNT 392.04 TRANSPORTATION EQUIPMENT - TRAILERS

ORIGINAL LIFE TABLE

PLACEMENT BAND 1938-2008			EXPERIENCE BAND 1999-2008		
AGE AT BEGIN OF INTERVAL	EXPOSURES AT BEGINNING OF AGE INTERVAL	RETIREMENTS DURING AGE INTERVAL	RETMT RATIO	SURV RATIO	PCT SURV BEGIN OF INTERVAL
0.0	26,871		0.0000	1.0000	100.00
0.5	13,572		0.0000	1.0000	100.00
1.5	31,730		0.0000	1.0000	100.00
2.5	31,730		0.0000	1.0000	100.00
3.5	59,331		0.0000	1.0000	100.00
4.5	113,666		0.0000	1.0000	100.00
5.5	113,364		0.0000	1.0000	100.00
6.5	132,830		0.0000	1.0000	100.00
7.5	152,335	8,805	0.0578	0.9422	100.00
8.5	150,792		0.0000	1.0000	94.22
9.5	151,921		0.0000	1.0000	94.22
10.5	151,921	2,425	0.0160	0.9840	94.22
11.5	126,110	1,130	0.0090	0.9910	92.71
12.5	124,980		0.0000	1.0000	91.88
13.5	102,029	3,137	0.0307	0.9693	91.88
14.5	67,311		0.0000	1.0000	89.06
15.5	63,947		0.0000	1.0000	89.06
16.5	64,433		0.0000	1.0000	89.06
17.5	46,788		0.0000	1.0000	89.06
18.5	40,722	4,795	0.1177	0.8823	89.06
19.5	34,672	5,545	0.1599	0.8401	78.58
20.5	29,127		0.0000	1.0000	66.02
21.5	139,033		0.0000	1.0000	66.02
22.5	139,033		0.0000	1.0000	66.02
23.5	131,548	1,859	0.0141	0.9859	66.02
24.5	16,407		0.0000	1.0000	65.09
25.5	16,407	4,066	0.2478	0.7522	65.09
26.5	7,989	6,795	0.8505	0.1495	48.96
27.5	5,914		0.0000	1.0000	7.32
28.5	5,914		0.0000	1.0000	7.32
29.5	5,914		0.0000	1.0000	7.32
30.5	5,914	4,720	0.7981	0.2019	7.32
31.5	2,000		0.0000	1.0000	1.48
32.5	2,000		0.0000	1.0000	1.48
33.5	2,000	806	0.4030	0.5970	1.48
34.5	1,194		0.0000	1.0000	0.88
35.5	1,194	1,194	1.0000	0.0000	0.88
36.5					0.00
37.5	350		0.0000		
38.5	350		0.0000		

KCP&L - GREATER MISSOURI OPERATIONS
L&P JURISDICTION

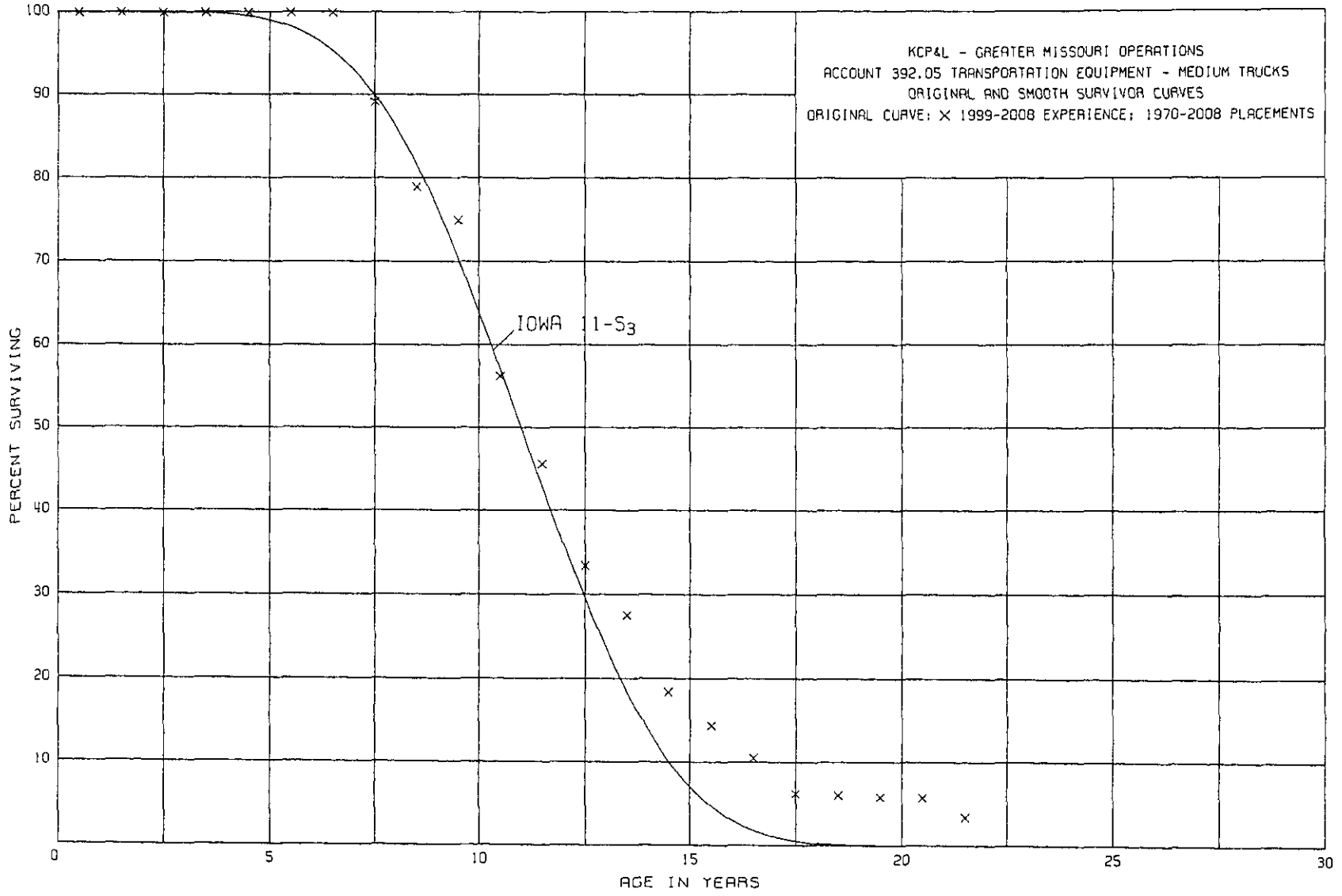
ACCOUNT 392.04 TRANSPORTATION EQUIPMENT - TRAILERS

ORIGINAL LIFE TABLE, CONT.

PLACEMENT BAND 1938-2008			EXPERIENCE BAND 1999-2008		
AGE AT BEGIN OF INTERVAL	EXPOSURES AT BEGINNING OF AGE INTERVAL	RETIREMENTS DURING AGE INTERVAL	RETMT RATIO	SURV RATIO	PCT SURV BEGIN OF INTERVAL
39.5	350	350	1.0000		
40.5					
41.5	846		0.0000		
42.5	846		0.0000		
43.5	1,002		0.0000		
44.5	1,002		0.0000		
45.5	1,002	156	0.1557		
46.5	846		0.0000		
47.5	846		0.0000		
48.5	846		0.0000		
49.5	846		0.0000		
50.5	846		0.0000		
51.5					
52.5					
53.5					
54.5					
55.5					
56.5					
57.5					
58.5					
59.5					
60.5	143		0.0000		
61.5	143		0.0000		
62.5	143		0.0000		
63.5	143		0.0000		
64.5	143		0.0000		
65.5	143	143	1.0000		
66.5					

III-185

Schedule JJS2010-2



KCP&L - GREATER MISSOURI OPERATIONS
L&P JURISDICTION

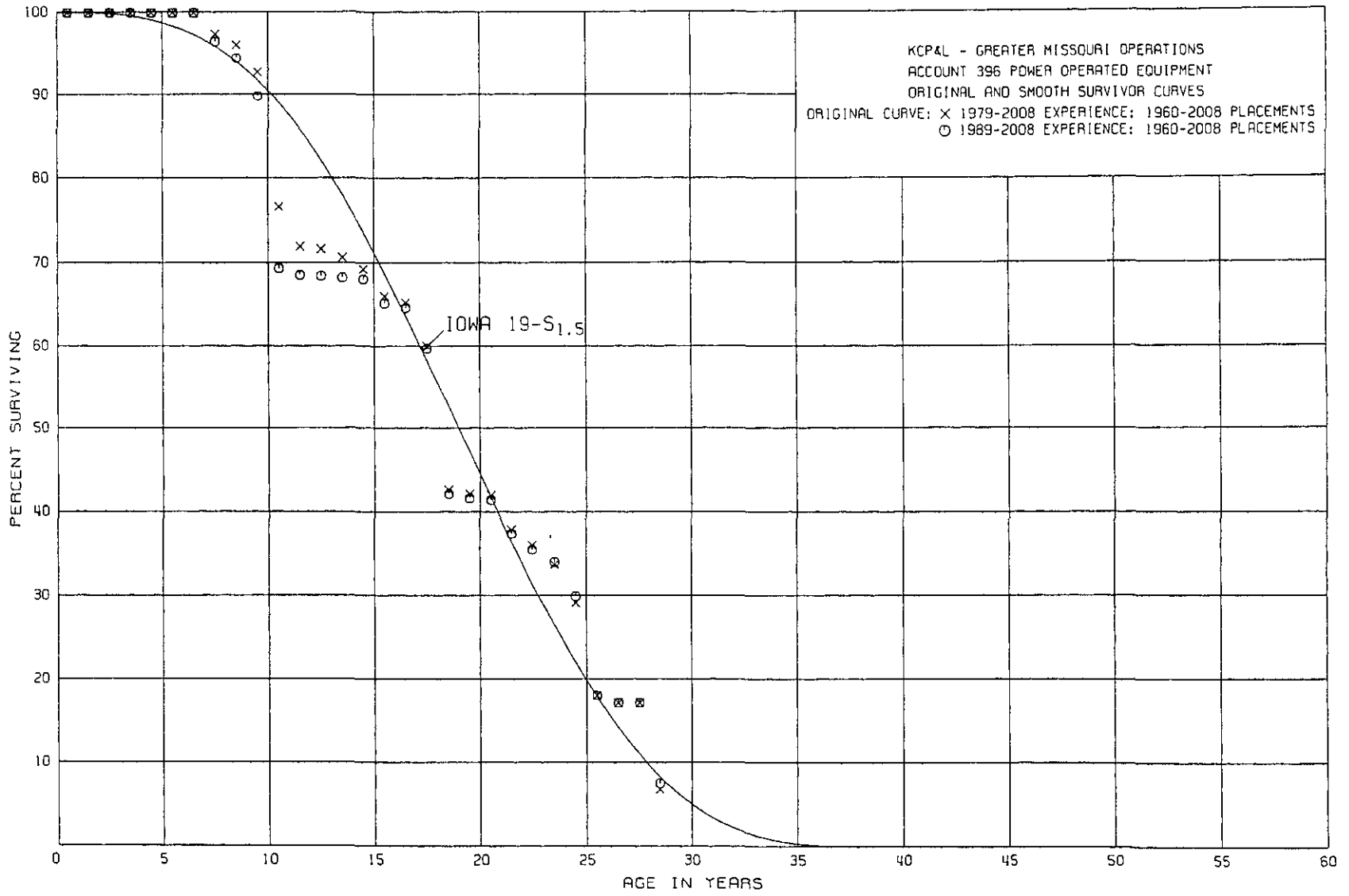
ACCOUNT 392.05 TRANSPORTATION EQUIPMENT - MEDIUM TRUCKS

ORIGINAL LIFE TABLE

PLACEMENT BAND 1970-2008			EXPERIENCE BAND 1999-2008		
AGE AT BEGIN OF INTERVAL	EXPOSURES AT BEGINNING OF AGE INTERVAL	RETIREMENTS DURING AGE INTERVAL	RETMT RATIO	SURV RATIO	PCT SURV BEGIN OF INTERVAL
0.0	1,021,885		0.0000	1.0000	100.00
0.5	976,497		0.0000	1.0000	100.00
1.5	545,183		0.0000	1.0000	100.00
2.5	572,103		0.0000	1.0000	100.00
3.5	672,587		0.0000	1.0000	100.00
4.5	667,200		0.0000	1.0000	100.00
5.5	813,485		0.0000	1.0000	100.00
6.5	1,164,748	126,867	0.1089	0.8911	100.00
7.5	1,127,731	128,989	0.1144	0.8856	89.11
8.5	1,133,815	58,330	0.0514	0.9486	78.92
9.5	1,131,368	282,609	0.2498	0.7502	74.86
10.5	967,855	182,679	0.1887	0.8113	56.16
11.5	782,630	209,033	0.2671	0.7329	45.56
12.5	642,377	113,997	0.1775	0.8225	33.39
13.5	435,849	144,436	0.3314	0.6686	27.46
14.5	323,743	69,685	0.2152	0.7848	18.36
15.5	233,838	62,931	0.2691	0.7309	14.41
16.5	130,119	54,085	0.4157	0.5843	10.53
17.5	76,033	2,531	0.0333	0.9667	6.15
18.5	134,457	3,495	0.0260	0.9740	5.95
19.5	161,650	3,790	0.0234	0.9766	5.80
20.5	151,110	60,955	0.4034	0.5966	5.66
21.5	101,118	26,269	0.2598	0.7402	3.38
22.5	72,595	42,650	0.5875	0.4125	2.50
23.5	29,946		0.0000	1.0000	1.03
24.5	16,028	16,028	1.0000	0.0000	1.03
25.5					0.00
26.5					
27.5					
28.5	394		0.0000		
29.5	394		0.0000		
30.5	394		0.0000		
31.5	394		0.0000		
32.5	394		0.0000		
33.5	394		0.0000		
34.5	394		0.0000		
35.5	394		0.0000		
36.5	394		0.0000		
37.5	394		0.0000		
38.5					

III-187

Schedule JSS2010-2



KCP&L - GREATER MISSOURI OPERATIONS
L&P JURISDICTION

ACCOUNT 396 POWER OPERATED EQUIPMENT

ORIGINAL LIFE TABLE

PLACEMENT BAND 1960-2008

EXPERIENCE BAND 1979-2008

AGE AT BEGIN OF INTERVAL	EXPOSURES AT BEGINNING OF AGE INTERVAL	RETIREMENTS DURING AGE INTERVAL	RETMT RATIO	SURV RATIO	PCT SURV BEGIN OF INTERVAL
0.0	1,154,853		0.0000	1.0000	100.00
0.5	1,177,760		0.0000	1.0000	100.00
1.5	1,250,823		0.0000	1.0000	100.00
2.5	1,257,319		0.0000	1.0000	100.00
3.5	1,123,163		0.0000	1.0000	100.00
4.5	1,126,806	1,570	0.0014	0.9986	100.00
5.5	954,438		0.0000	1.0000	99.86
6.5	1,005,901	25,807	0.0257	0.9743	99.86
7.5	877,809	12,044	0.0137	0.9863	97.29
8.5	984,060	33,810	0.0344	0.9656	95.96
9.5	950,725	165,043	0.1736	0.8264	92.66
10.5	1,011,694	61,702	0.0610	0.9390	76.57
11.5	862,828	3,587	0.0042	0.9958	71.90
12.5	738,848	10,071	0.0136	0.9864	71.60
13.5	675,623	13,852	0.0205	0.9795	70.63
14.5	721,683	33,227	0.0460	0.9540	69.18
15.5	942,975	11,266	0.0119	0.9881	66.00
16.5	935,239	75,468	0.0807	0.9193	65.21
17.5	548,636	159,005	0.2898	0.7102	59.95
18.5	393,370	4,565	0.0116	0.9884	42.58
19.5	388,805	2,143	0.0055	0.9945	42.09
20.5	386,662	36,894	0.0954	0.9046	41.86
21.5	391,926	19,327	0.0493	0.9507	37.87
22.5	153,860	9,748	0.0634	0.9366	36.00
23.5	157,550	21,726	0.1379	0.8621	33.72
24.5	93,666	35,726	0.3814	0.6186	29.07
25.5	41,494	1,960	0.0472	0.9528	17.98
26.5	39,534		0.0000	1.0000	17.13
27.5	39,534	23,782	0.6016	0.3984	17.13
28.5	15,752	1,149	0.0729	0.9271	6.82
29.5	14,603		0.0000	1.0000	6.32
30.5	1,165		0.0000	1.0000	6.32
31.5	1,165		0.0000	1.0000	6.32
32.5	1,165		0.0000	1.0000	6.32
33.5	1,165		0.0000	1.0000	6.32
34.5	1,165		0.0000	1.0000	6.32
35.5					6.32
36.5					
37.5					
38.5					

KCP&L - GREATER MISSOURI OPERATIONS
L&P JURISDICTION

ACCOUNT 396 POWER OPERATED EQUIPMENT

ORIGINAL LIFE TABLE, CONT.

PLACEMENT BAND 1960-2008			EXPERIENCE BAND 1979-2008		
AGE AT BEGIN OF INTERVAL	EXPOSURES AT BEGINNING OF AGE INTERVAL	RETIREMENTS DURING AGE INTERVAL	RETMT RATIO	SURV RATIO	PCT SURV BEGIN OF INTERVAL
39.5					
40.5					
41.5	2,252		0.0000		
42.5	2,252		0.0000		
43.5	2,252		0.0000		
44.5	2,252		0.0000		
45.5	2,252		0.0000		
46.5	2,252		0.0000		
47.5	2,252		0.0000		
48.5					

KCP&L - GREATER MISSOURI OPERATIONS
L&P JURISDICTION

ACCOUNT 396 POWER OPERATED EQUIPMENT

ORIGINAL LIFE TABLE

PLACEMENT BAND 1960-2008 EXPERIENCE BAND 1989-2008

AGE AT BEGIN OF INTERVAL	EXPOSURES AT BEGINNING OF AGE INTERVAL	RETIREMENTS DURING AGE INTERVAL	RETMT RATIO	SURV RATIO	PCT SURV BEGIN OF INTERVAL
0.0	815,166		0.0000	1.0000	100.00
0.5	815,166		0.0000	1.0000	100.00
1.5	834,277		0.0000	1.0000	100.00
2.5	803,813		0.0000	1.0000	100.00
3.5	689,514		0.0000	1.0000	100.00
4.5	758,863		0.0000	1.0000	100.00
5.5	660,151		0.0000	1.0000	100.00
6.5	713,240	25,807	0.0362	0.9638	100.00
7.5	582,116	12,044	0.0207	0.9793	96.38
8.5	699,846	33,810	0.0483	0.9517	94.38
9.5	723,248	165,043	0.2282	0.7718	89.82
10.5	807,124	10,037	0.0124	0.9876	69.32
11.5	727,585	1,130	0.0016	0.9984	68.46
12.5	643,022	1,237	0.0019	0.9981	68.35
13.5	588,631	2,169	0.0037	0.9963	68.22
14.5	642,470	27,425	0.0427	0.9573	67.97
15.5	920,499	6,147	0.0067	0.9933	65.07
16.5	920,042	70,827	0.0770	0.9230	64.63
17.5	540,120	158,530	0.2935	0.7065	59.65
18.5	381,590	4,565	0.0120	0.9880	42.14
19.5	377,025	1,722	0.0046	0.9954	41.63
20.5	375,303	36,894	0.0983	0.9017	41.44
21.5	380,567	19,327	0.0508	0.9492	37.37
22.5	142,501	5,771	0.0405	0.9595	35.47
23.5	150,168	18,083	0.1204	0.8796	34.03
24.5	89,927	35,726	0.3973	0.6027	29.93
25.5	37,755	1,960	0.0519	0.9481	18.04
26.5	35,795		0.0000	1.0000	17.10
27.5	35,795	20,043	0.5599	0.4401	17.10
28.5	15,752	1,149	0.0729	0.9271	7.53
29.5	14,603		0.0000	1.0000	6.98
30.5	1,165		0.0000	1.0000	6.98
31.5	1,165		0.0000	1.0000	6.98
32.5	1,165		0.0000	1.0000	6.98
33.5	1,165		0.0000	1.0000	6.98
34.5	1,165		0.0000	1.0000	6.98
35.5					6.98
36.5					
37.5					
38.5					

KCP&L - GREATER MISSOURI OPERATIONS
L&P JURISDICTION

ACCOUNT 396 POWER OPERATED EQUIPMENT

ORIGINAL LIFE TABLE, CONT.

PLACEMENT BAND 1960-2008			EXPERIENCE BAND 1989-2008		
AGE AT BEGIN OF INTERVAL	EXPOSURES AT BEGINNING OF AGE INTERVAL	RETIREMENTS DURING AGE INTERVAL	RETMT RATIO	SURV RATIO	PCT SURV BEGIN OF INTERVAL
39.5					
40.5					
41.5	2,252		0.0000		
42.5	2,252		0.0000		
43.5	2,252		0.0000		
44.5	2,252		0.0000		
45.5	2,252		0.0000		
46.5	2,252		0.0000		
47.5	2,252		0.0000		
48.5					

III-192

NET SALVAGE STATISTICS

KCP&L - GREATER MISSOURI OPERATIONS
L&P JURISDICTION

ACCOUNT 311 STRUCTURES AND IMPROVEMENTS

SUMMARY OF BOOK SALVAGE

YEAR	REGULAR RETIREMENTS	COST OF REMOVAL AMOUNT PCT	GROSS SALVAGE AMOUNT PCT	NET SALVAGE AMOUNT PCT
1980	3,700	14 0	0	14- 0
1981				
1982				
1983	6,698	955 14	0	955- 14-
1984				
1985	8,604	2,255 26	0	2,255- 26-
1986	14,355	0	360 3	360 3
1987	4,123	357 9	14 0	343- 8-
1988		1,443		1,443-
1989		3,404		3,404-
1990				
1991	70,341	14 0	0	14- 0
1992	28,618	13,537 47	5,363 19	8,174- 29-
1993	42,480	6,370 15	0	6,370- 15-
1994	244,851	89,861 37	48,034 20	41,827- 17-
1995	1,761	840 48	0	840- 48-
1996	242,493	34,875 14	0	34,875- 14-
1997	45,356	46,196 102	133 0	46,063-102-
1998	15,097	30,891 205	219 1	30,672-203-
1999	30,753	38,207 124	0	38,207-124-
2000	24,222	15,439 64	0	15,439- 64-
2001	8,040	289 4	0	289- 4-
2002	53,994	9,584 18	0	9,584- 18-
2003	39,150	12,201 31	0	12,201- 31-
2004	8,864	48,706 549	1,260 14	47,446-535-
2005	21,485	3,281 15	0	3,281- 15-
2006	18,680	9,394 50	21 0	9,373- 50-
2007	2,827	1,791 63	1,005 36	786- 28-
2008	108,543	36,948 34	0	36,948- 34-
TOTAL	1,045,035	406,852 39	56,409 5	350,443- 34-

THREE-YEAR MOVING AVERAGES

80-82	1,233	5 0	0	5- 0
81-83	2,233	318 14	0	318- 14-
82-84	2,233	318 14	0	318- 14-
83-85	5,101	1,070 21	0	1,070- 21-
84-86	7,653	752 10	120 2	632- 8-
85-87	9,027	871 10	125 1	746- 8-

KCP&L - GREATER MISSOURI OPERATIONS
L&P JURISDICTION

ACCOUNT 311 STRUCTURES AND IMPROVEMENTS

SUMMARY OF BOOK SALVAGE

YEAR	REGULAR RETIREMENTS	COST OF REMOVAL		GROSS SALVAGE		NET SALVAGE	
		AMOUNT	PCT	AMOUNT	PCT	AMOUNT	PCT
THREE-YEAR MOVING AVERAGES							
86-88	6,159	600	10	125	2	475-	8-
87-89	1,374	1,735	126	5	0	1,730-	126-
88-90		1,616				1,616-	
89-91	23,447	1,139	5		0	1,139-	5-
90-92	32,986	4,517	14	1,788	5	2,729-	8-
91-93	47,146	6,640	14	1,788	4	4,852-	10-
92-94	105,316	36,589	35	17,799	17	18,790-	18-
93-95	96,364	32,357	34	16,011	17	16,346-	17-
94-96	163,035	41,859	26	16,011	10	25,848-	16-
95-97	96,537	27,304	28	44	0	27,260-	28-
96-98	100,982	37,321	37	117	0	37,204-	37-
97-99	30,402	38,431	126	117	0	38,314-	126-
98-00	23,357	28,179	121	73	0	28,106-	120-
99-01	21,005	17,978	86		0	17,978-	86-
00-02	28,752	8,437	29		0	8,437-	29-
01-03	33,728	7,358	22		0	7,358-	22-
02-04	34,003	23,497	69	420	1	23,077-	68-
03-05	23,166	21,396	92	420	2	20,976-	91-
04-06	16,343	20,460	125	427	3	20,033-	123-
05-07	14,331	4,822	34	342	2	4,480-	31-
06-08	43,350	16,044	37	342	1	15,702-	36-

FIVE-YEAR AVERAGE

04-08	32,080	20,024	62	457	1	19,567-	61-
-------	--------	--------	----	-----	---	---------	-----

KCP&L - GREATER MISSOURI OPERATIONS
L&P JURISDICTION

ACCOUNT 311.09 STRUCT. AND IMPROVEMENTS - INDUSTRIAL STEAM

SUMMARY OF BOOK SALVAGE

YEAR	REGULAR RETIREMENTS	COST OF REMOVAL AMOUNT PCT	GROSS SALVAGE AMOUNT PCT	NET SALVAGE AMOUNT PCT
1993	464	2,020 435	0	2,020-435-
1994				
1995	16,916	0	0	0
1996	94	349 371	0	349-371-
1997				
1998	5,365	8,769 163	0	8,769-163-
1999				
2000	942	7,826 831	0	7,826-831-
2001	2,240	104 5	0	104- 5-
2002	5,706	0	0	0
2003	15,176	2,342 15	0	2,342- 15-
2004				
2005				
2006				
2007				
2008				
TOTAL	46,903	21,410 46	0	21,410- 46-

THREE-YEAR MOVING AVERAGES

93-95	5,793	673 12	0	673- 12-
94-96	5,670	116 2	0	116- 2-
95-97	5,670	116 2	0	116- 2-
96-98	1,820	3,039 167	0	3,039-167-
97-99	1,788	2,923 163	0	2,923-163-
98-00	2,102	5,532 263	0	5,532-263-
99-01	1,061	2,643 249	0	2,643-249-
00-02	2,963	2,643 89	0	2,643- 89-
01-03	7,707	815 11	0	815- 11-
02-04	6,961	781 11	0	781- 11-
03-05	5,059	781 15	0	781- 15-
04-06				
05-07				
06-08				

FIVE-YEAR AVERAGE

04-08

KCP&L - GREATER MISSOURI OPERATIONS
L&P JURISDICTION

ACCOUNT 312 BOILER PLANT EQUIPMENT

SUMMARY OF BOOK SALVAGE

YEAR	REGULAR RETIREMENTS	COST OF REMOVAL		GROSS SALVAGE		NET SALVAGE	
		AMOUNT	PCT	AMOUNT	PCT	AMOUNT	PCT
1980	35,174	11,309	32		0	11,309-	32-
1981	1,758	594	34		0	594-	34-
1982							
1983	81,079		0	43,778	54	43,778	54
1984	53,921	11,632	22	25,155	47	13,523	25
1985	142,894	10,744	8	127,832	89	117,088	82
1986	20,490		0	3,773	18	3,773	18
1987	36,476	96,721	265	2,500	7	94,221-	258-
1988		12,354				12,354-	
1989	111,323	72,970	66	24,190	22	48,780-	44-
1990							
1991	467,926		0		0		0
1992	90,965	39,054	43	43,472	48	4,418	5
1993	240,699	498	0	59,306	25	58,808	24
1994	761,752	178,232	23	116,248	15	61,984-	8-
1995	3,144,382	270,828	9	961,354	31	690,526	22
1996	358,932	270,556	75	13,479	4	257,077-	72-
1997	292,633	72,425	25	1,274	0	71,151-	24-
1998	2,345,863	161,631	7	273	0	161,358-	7-
1999	128,827	47,251	37	206	0	47,045-	37-
2000	578,819	583,868	101	8,000	1	575,868-	99-
2001	199,428	21,197	11		0	21,197-	11-
2002	303,590	15,207-	5-		0	15,207	5
2003	729,639	14,493	2		0	14,493-	2-
2004	203,902	303,280	149	22,857	11	280,423-	138-
2005	80,404	30,175	38	824	1	29,351-	37-
2006	388,661	3,993	1	3,403	1	590-	0
2007	1,055,286	238,807	23	5,966	1	232,841-	22-
2008	158,625	34,839	22	9,362	6	25,477-	16-
TOTAL	12,013,448	2,472,244	21	1,473,252	12	998,992-	8-

THREE-YEAR MOVING AVERAGES

80-82	12,311	3,968	32		0	3,968-	32-
81-83	27,612	198	1	14,593	53	14,395	52
82-84	45,000	3,877	9	22,978	51	19,101	42
83-85	92,631	7,459	8	65,588	71	58,129	63
84-86	72,435	7,459	10	52,253	72	44,794	62
85-87	66,620	35,822	54	44,702	67	8,880	13

KCP&L - GREATER MISSOURI OPERATIONS
L&P JURISDICTION

ACCOUNT 312 BOILER PLANT EQUIPMENT

SUMMARY OF BOOK SALVAGE

YEAR	REGULAR RETIREMENTS	COST OF REMOVAL AMOUNT PCT	GROSS SALVAGE AMOUNT PCT	NET SALVAGE AMOUNT PCT
THREE-YEAR MOVING AVERAGES				
86-88	18,989	36,358 191	2,091 11	34,267-180-
87-89	49,266	60,682 123	8,897 18	51,785-105-
88-90	37,108	28,441 77	8,063 22	20,378- 55-
89-91	193,083	24,323 13	8,063 4	16,260- 8-
90-92	186,297	13,018 7	14,491 8	1,473 1
91-93	266,530	13,184 5	34,259 13	21,075 8
92-94	364,472	72,595 20	73,009 20	414 0
93-95	1,382,278	149,853 11	378,969 27	229,116 17
94-96	1,421,689	239,872 17	363,694 26	123,822 9
95-97	1,265,316	204,603 16	325,369 26	120,766 10
96-98	999,143	168,204 17	5,009 1	163,195- 16-
97-99	922,441	93,769 10	584 0	93,185- 10-
98-00	1,017,836	264,250 26	2,826 0	261,424- 26-
99-01	302,358	217,439 72	2,735 1	214,704- 71-
00-02	360,612	196,619 55	2,667 1	193,952- 54-
01-03	410,886	6,828 2	0	6,828- 2-
02-04	412,377	100,855 24	7,619 2	93,236- 23-
03-05	337,982	115,983 34	7,894 2	108,089- 32-
04-06	224,322	112,483 50	9,028 4	103,455- 46-
05-07	508,117	90,992 18	3,398 1	87,594- 17-
06-08	534,191	92,546 17	6,244 1	86,302- 16-
FIVE-YEAR AVERAGE				
04-08	377,376	122,219 32	8,482 2	113,737- 30-

KCP&L - GREATER MISSOURI OPERATIONS
L&P JURISDICTION

ACCOUNT 312.09 BOILER PLANT EQUIPMENT - INDUSTRIAL STEAM

SUMMARY OF BOOK SALVAGE

YEAR	REGULAR RETIREMENTS	COST OF REMOVAL		GROSS SALVAGE		NET SALVAGE	
		AMOUNT	PCT	AMOUNT	PCT	AMOUNT	PCT
1994	65,131		0	0		0	
1995	72,555		0	0		0	
1996							
1997	59		0	0		0	
1998							
1999	3,900	4,651	119	0	4,651	119-	
2000	8,830	67,892	769	0	67,892	769-	
2001	760	22	3	0	22	3-	
2002	28,262		0	0		0	
2003							
2004							
2005							
2006							
2007	1,696	87	5	0	87	5-	
2008	10,711	3,010	28	0	3,010	28-	
TOTAL	191,904	75,662	39	0	75,662	39-	

THREE-YEAR MOVING AVERAGES

94-96	45,895		0	0		0	
95-97	24,205		0	0		0	
96-98	20		0	0		0	
97-99	1,320	1,550	117	0	1,550	117-	
98-00	4,243	24,181	570	0	24,181	570-	
99-01	4,497	24,188	538	0	24,188	538-	
00-02	12,617	22,638	179	0	22,638	179-	
01-03	9,674	7	0	0	7	0	
02-04	9,421		0	0		0	
03-05							
04-06							
05-07	565	29	5	0	29	5-	
06-08	4,136	1,032	25	0	1,032	25-	

FIVE-YEAR AVERAGE

04-08	2,481	619	25	0	619	25-	
-------	-------	-----	----	---	-----	-----	--

KCP&L - GREATER MISSOURI OPERATIONS
L&P JURISDICTION

ACCOUNT 314 TURBOGENERATOR UNITS

SUMMARY OF BOOK SALVAGE

YEAR	REGULAR RETIREMENTS	COST OF REMOVAL		GROSS SALVAGE		NET SALVAGE	
		AMOUNT	PCT	AMOUNT	PCT	AMOUNT	PCT
1981	9,121		0		0		0
1982							
1983							
1984							
1985	7,500		0		0		0
1986	10,444		0		0		0
1987	121,121	89,886	74		0	89,886-	74-
1988		11,089				11,089-	
1989		26,159				26,159-	
1990							
1991							
1992							
1993	302,560	87,126	29	18,287	6	68,839-	23-
1994	6,891	112	2		0	112-	2-
1995	18,735	3,253	17	20	0	3,233-	17-
1996	32,245	11,745	36		0	11,745-	36-
1997	70,592	23,724	34		0	23,724-	34-
1998	21,278	458	2	467	2	9	0
1999	19,449	6,799	35		0	6,799-	35-
2000	44,341	52,124	118		0	52,124-	118-
2001	218,329	34,709	16		0	34,709-	16-
2002	300,627	242,950	81		0	242,950-	81-
2003	43,231	45,033	104		0	45,033-	104-
2004	251,065	122,216	49	9,766	4	112,450-	45-
2005	64,777	1,853	3	27	0	1,826-	3-
2006	19,407	5,202	27		0	5,202-	27-
2007	471,648	67,471	14	13,356	3	54,115-	11-
2008	120,040	11,065	9	18,723	16	7,658	6
TOTAL	2,153,401	842,974	39	60,646	3	782,328-	36-

THREE-YEAR MOVING AVERAGES

81-83	3,040		0		0		0
82-84							
83-85	2,500		0		0		0
84-86	5,981		0		0		0
85-87	46,355	29,962	65		0	29,962-	65-
86-88	43,855	33,658	77		0	33,658-	77-
87-89	40,374	42,378	105		0	42,378-	105-

KCP&L - GREATER MISSOURI OPERATIONS
L&P JURISDICTION

ACCOUNT 314 TURBOGENERATOR UNITS

SUMMARY OF BOOK SALVAGE

YEAR	REGULAR RETIREMENTS	COST OF REMOVAL AMOUNT	PCT	GROSS SALVAGE AMOUNT	PCT	NET SALVAGE AMOUNT	PCT
THREE-YEAR MOVING AVERAGES							
88-90		12,416				12,416-	
89-91		8,720				8,720-	
90-92							
91-93	100,853	29,042	29	6,096	6	22,946-	23-
92-94	103,150	29,079	28	6,096	6	22,983-	22-
93-95	109,395	30,164	28	6,102	6	24,062-	22-
94-96	19,290	5,037	26	7	0	5,030-	26-
95-97	40,524	12,907	32	7	0	12,900-	32-
96-98	41,372	11,976	29	156	0	11,820-	29-
97-99	37,106	10,327	28	156	0	10,171-	27-
98-00	28,356	19,794	70	156	1	19,638-	69-
99-01	94,040	31,211	33		0	31,211-	33-
00-02	187,766	109,928	59		0	109,928-	59-
01-03	187,396	107,564	57		0	107,564-	57-
02-04	198,308	136,733	69	3,255	2	133,478-	67-
03-05	119,691	56,367	47	3,264	3	53,103-	44-
04-06	111,750	43,090	39	3,264	3	39,826-	36-
05-07	185,277	24,842	13	4,461	2	20,381-	11-
06-08	203,698	27,913	14	10,693	5	17,220-	8-
FIVE-YEAR AVERAGE							
04-08	185,387	41,561	22	8,374	5	33,187-	18-

KCP&L - GREATER MISSOURI OPERATIONS
L&P JURISDICTION

ACCOUNT 315 ACCESSORY ELECTRIC EQUIPMENT

SUMMARY OF BOOK SALVAGE

YEAR	REGULAR RETIREMENTS	COST OF REMOVAL		GROSS SALVAGE		NET SALVAGE	
		AMOUNT	PCT	AMOUNT	PCT	AMOUNT	PCT
1984	958		0	0		0	
1985	95,595		0	0		0	
1986							
1987		19,297				19,297-	
1988		2,533				2,533-	
1989		5,974				5,974-	
1990							
1991							
1992	1,700	547	32	596	35	49	3
1993	85	5	6		0	5-	6-
1994	85,412	5,285	6		0	5,285-	6-
1995	146,739	3,161	2		0	3,161-	2-
1996	105,722	14,327	14		0	14,327-	14-
1997	68,448		0	165	0	165	0
1998	2,112		0		0		0
1999	25,928	1,881	7	97	0	1,784-	7-
2000	41,913	2,138	5		0	2,138-	5-
2001	5,674	2,847	50		0	2,847-	50-
2002	895,520	10,719	1		0	10,719	1
2003	32,655	4,581	14		0	4,581-	14-
2004	31,011	43,974	142		0	43,974-	142-
2005							
2006	25,587	298	1		0	298-	1-
2007	54,844	14,280	26		0	14,280-	26-
2008	9,856	1,389	14		0	1,389-	14-
TOTAL	1,629,759	111,798	7	858	0	110,940-	7-

THREE-YEAR MOVING AVERAGES

84-86	32,184		0		0		0
85-87	31,865	6,432	20		0	6,432-	20-
86-88		7,277				7,277-	
87-89		9,268				9,268-	
88-90		2,836				2,836-	
89-91		1,991				1,991-	
90-92	567	182	32	199	35	17	3
91-93	595	184	31	199	33	15	3
92-94	29,066	1,946	7	199	1	1,747-	6-
93-95	77,412	2,817	4		0	2,817-	4-

KCP&L - GREATER MISSOURI OPERATIONS
L&P JURISDICTION

ACCOUNT 315 ACCESSORY ELECTRIC EQUIPMENT

SUMMARY OF BOOK SALVAGE

YEAR	REGULAR RETIREMENTS	COST OF REMOVAL AMOUNT	PCT	GROSS SALVAGE AMOUNT	PCT	NET SALVAGE AMOUNT	PCT
THREE-YEAR MOVING AVERAGES							
94-96	112,624	7,591	7	0		7,591-	7-
95-97	106,970	5,829	5	55	0	5,774-	5-
96-98	58,761	4,776	8	55	0	4,721-	8-
97-99	32,163	627	2	87	0	540-	2-
98-00	23,318	1,340	6	32	0	1,308-	6-
99-01	24,505	2,289	9	32	0	2,257-	9-
00-02	314,369	1,911-	1-	0		1,911	1
01-03	311,283	1,097-	0	0		1,097	0
02-04	319,729	12,612	4	0		12,612-	4-
03-05	21,222	16,185	76	0		16,185-	76-
04-06	18,866	14,757	78	0		14,757-	78-
05-07	26,810	4,859	18	0		4,859-	18-
06-08	30,096	5,322	18	0		5,322-	18-
FIVE-YEAR AVERAGE							
04-08	24,260	11,988	49	0		11,988-	49-

KCP&L - GREATER MISSOURI OPERATIONS
L&P JURISDICTION

ACCOUNT 315.09 ACCESSORY ELECTRIC EQUIP - INDUSTRIAL STEAM

SUMMARY OF BOOK SALVAGE

YEAR	REGULAR RETIREMENTS	COST OF REMOVAL		GROSS SALVAGE		NET SALVAGE	
		AMOUNT	PCT	AMOUNT	PCT	AMOUNT	PCT
1994	38,036		0	0		0	
1995	5,515		0	0		0	
1996							
1997							
1998	588	88	15	0	88-	15-	
1999							
2000							
2001	847	21	2	0	21-	2-	
2002	929		0	0		0	
2003							
2004							
2005							
2006	188,517	2,266	1	0	2,266-	1-	
2007							
2008							
TOTAL	234,432	2,375	1	0	2,375-	1-	

THREE-YEAR MOVING AVERAGES

94-96	14,517		0	0		0	
95-97	1,838		0	0		0	
96-98	196	29	15	0	29-	15-	
97-99	196	29	15	0	29-	15-	
98-00	196	29	15	0	29-	15-	
99-01	282	7	2	0	7-	2-	
00-02	592	7	1	0	7-	1-	
01-03	592	7	1	0	7-	1-	
02-04	310		0	0		0	
03-05							
04-06	62,839	755	1	0	755-	1-	
05-07	62,839	755	1	0	755-	1-	
06-08	62,839	755	1	0	755-	1-	

FIVE-YEAR AVERAGE

04-08	37,703	453	1	0	453-	1-	
-------	--------	-----	---	---	------	----	--

KCP&L - GREATER MISSOURI OPERATIONS
L&P JURISDICTION

ACCOUNT 316 MISCELLANEOUS POWER PLANT EQUIPMENT

SUMMARY OF BOOK SALVAGE

YEAR	REGULAR RETIREMENTS	COST OF REMOVAL		GROSS SALVAGE		NET SALVAGE	
		AMOUNT	PCT	AMOUNT	PCT	AMOUNT	PCT
1980	215		0	20	9	20	9
1981							
1982	956		0		0		0
1983	832		0		0		0
1984	3,599		0	2,405	67	2,405	67
1985	205	4	2	7	3	3	1
1986	11,378		0	3,930	35	3,930	35
1987	74,347	6,684	9	600	1	6,084-	8-
1988		877				877-	
1989		68,820				68,820-	
1990	1,085		0		0		0
1991							
1992	15,467	659	4	2,858	18	2,199	14
1993	24,119	5	0		0	5-	0
1994	53,843	10,710	20	50	0	10,660-	20-
1995	2,349		0	824	35	824	35
1996	49,073	484	1	8,001	16	7,517	15
1997	1,484		0	405	27	405	27
1998	13,841	383	3	2,503	18	2,120	15
1999	36,627	234	1		0	234-	1-
2000	32,646	2,093	6	2,692	8	599	2
2001	17,457	451-	3-		0	451	3
2002	501		0		0		0
2003	25,595		0		0		0
2004		325				325-	
2005	1,221	900	74	360	29	540-	44-
2006	2,157	1,578	73		0	1,578-	73-
2007							
2008	1,781	1,389	78		0	1,389-	78-
TOTAL	370,778	94,694	26	24,655	7	70,039-	19-

THREE-YEAR MOVING AVERAGES

80-82	390		0	7	2	7	2
81-83	596		0		0		0
82-84	1,796		0	802	45	802	45
83-85	1,545	1	0	804	52	803	52
84-86	5,061	1	0	2,114	42	2,113	42
85-87	28,643	2,229	8	1,512	5	717-	3-

KCP&L - GREATER MISSOURI OPERATIONS
L&P JURISDICTION

ACCOUNT 316 MISCELLANEOUS POWER PLANT EQUIPMENT

SUMMARY OF BOOK SALVAGE

YEAR	REGULAR RETIREMENTS	COST OF REMOVAL AMOUNT	PCT	GROSS SALVAGE AMOUNT	PCT	NET SALVAGE AMOUNT	PCT
THREE-YEAR MOVING AVERAGES							
86-88	28,575	2,520	9	1,510	5	1,010-	4-
87-89	24,782	25,460	103	200	1	25,260-	102-
88-90	362	23,232			0	23,232-	
89-91	362	22,940			0	22,940-	
90-92	5,517	220	4	953	17	733	13
91-93	13,195	221	2	953	7	732	6
92-94	31,143	3,791	12	969	3	2,822-	9-
93-95	26,770	3,572	13	291	1	3,281-	12-
94-96	35,088	3,731	11	2,958	8	773-	2-
95-97	17,635	161	1	3,077	17	2,916	17
96-98	21,466	289	1	3,636	17	3,347	16
97-99	17,317	206	1	969	6	763	4
98-00	27,705	903	3	1,732	6	829	3
99-01	28,910	625	2	897	3	272	1
00-02	16,868	547	3	897	5	350	2
01-03	14,518	150-	1-		0	150	1
02-04	8,699	108	1		0	108-	1-
03-05	8,939	408	5	120	1	288-	3-
04-06	1,126	934	83	120	11	814-	72-
05-07	1,126	826	73	120	11	706-	63-
06-08	1,313	989	75		0	989-	75-
FIVE-YEAR AVERAGE							
04-08	1,032	838	81	72	7	766-	74-

KCP&L - GREATER MISSOURI OPERATIONS
L&P JURISDICTION

ACCOUNT 341 STRUCTURES AND IMPROVEMENTS

SUMMARY OF BOOK SALVAGE

YEAR	REGULAR RETIREMENTS	COST OF REMOVAL		GROSS SALVAGE		NET SALVAGE	
		AMOUNT	PCT	AMOUNT	PCT	AMOUNT	PCT
1998	4,884		0		0		0
1999							
2000							
2001							
2002	878	327	37		0	327-	37-
2003							
2004							
2005							
2006	4,938	312	6		0	312-	6-
2007	9,650	756	8		0	756-	8-
2008							
TOTAL	20,350	1,395	7		0	1,395-	7-

THREE-YEAR MOVING AVERAGES

98-00	1,628		0		0		0
99-01							
00-02	293	109	37		0	109-	37-
01-03	293	109	37		0	109-	37-
02-04	293	109	37		0	109-	37-
03-05							
04-06	1,646	104	6		0	104-	6-
05-07	4,863	356	7		0	356-	7-
06-08	4,863	356	7		0	356-	7-

FIVE-YEAR AVERAGE

04-08	2,918	214	7		0	214-	7-
-------	-------	-----	---	--	---	------	----

KCP&L - GREATER MISSOURI OPERATIONS
L&P JURISDICTION

ACCOUNT 342 FUEL HOLDERS, PRODUCERS AND ACCESSORIES

SUMMARY OF BOOK SALVAGE

YEAR	REGULAR RETIREMENTS	COST OF REMOVAL AMOUNT PCT	GROSS SALVAGE AMOUNT PCT	NET SALVAGE AMOUNT PCT
1994	2,850	0	0	0
1995				
1996				
1997				
1998				
1999				
2000				
2001				
2002				
2003				
2004				
2005				
2006				
2007				
2008				
TOTAL	2,850	0	0	0

THREE-YEAR MOVING AVERAGES

94-96	950	0	0	0
95-97				
96-98				
97-99				
98-00				
99-01				
00-02				
01-03				
02-04				
03-05				
04-06				
05-07				
06-08				

FIVE-YEAR AVERAGE

04-08

KCP&L - GREATER MISSOURI OPERATIONS
L&P JURISDICTION

ACCOUNT 343 PRIME MOVERS

SUMMARY OF BOOK SALVAGE

YEAR	REGULAR RETIREMENTS	COST OF REMOVAL AMOUNT PCT	GROSS SALVAGE AMOUNT PCT	NET SALVAGE AMOUNT PCT
2001	46,761	11,395 24	0	11,395- 24-
2002	65,465	21,678 33	0	21,678- 33-
2003				
2004				
2005				
2006				
2007	60,116	1,253 2	0	1,253- 2-
2008	101,001	0	0	0
TOTAL	273,343	34,326 13	0	34,326- 13-

THREE-YEAR MOVING AVERAGES

01-03	37,409	11,024 29	0	11,024- 29-
02-04	21,822	7,226 33	0	7,226- 33-
03-05				
04-06				
05-07	20,039	418 2	0	418- 2-
06-08	53,706	418 1	0	418- 1-

FIVE-YEAR AVERAGE

04-08	32,223	251 1	0	251- 1-
-------	--------	-------	---	---------

KCP&L - GREATER MISSOURI OPERATIONS
L&P JURISDICTION

ACCOUNT 344 GENERATORS

SUMMARY OF BOOK SALVAGE

YEAR	REGULAR RETIREMENTS	COST OF REMOVAL		GROSS SALVAGE		NET SALVAGE	
		AMOUNT	PCT	AMOUNT	PCT	AMOUNT	PCT
1986	1,035		0		0		0
1987							
1988							
1989							
1990							
1991	98,844		0		0		0
1992							
1993							
1994	9,452		0	3,600	38	3,600	38
1995							
1996							
1997	27,312	3,988	15	2,315	8	1,673-	6-
1998	42,499	5,930	14		0	5,930-	14-
1999	188,207	312,927	166		0	312,927-	166-
2000	171,746	41,432	24		0	41,432-	24-
2001	2,474	10,041	406		0	10,041-	406-
2002	41,832	662	2		0	662-	2-
2003							
2004	51,221	50,546	99		0	50,546-	99-
2005							
2006							
2007	5,654	252	4		0	252-	4-
2008							
TOTAL	640,276	425,778	66	5,915	1	419,863-	66-

THREE-YEAR MOVING AVERAGES

86-88	345		0		0		0
87-89							
88-90							
89-91	32,948		0		0		0
90-92	32,948		0		0		0
91-93	32,948		0		0		0
92-94	3,151		0	1,200	38	1,200	38
93-95	3,151		0	1,200	38	1,200	38
94-96	3,151		0	1,200	38	1,200	38
95-97	9,104	1,329	15	772	8	557-	6-
96-98	23,270	3,306	14	772	3	2,534-	11-
97-99	86,006	107,615	125	772	1	106,843-	124-

KCP&L - GREATER MISSOURI OPERATIONS
L&P JURISDICTION

ACCOUNT 344 GENERATORS

SUMMARY OF BOOK SALVAGE

YEAR	REGULAR RETIREMENTS	COST OF REMOVAL AMOUNT	PCT	GROSS SALVAGE AMOUNT	PCT	NET SALVAGE AMOUNT	PCT
THREE-YEAR MOVING AVERAGES							
98-00	134,151	120,096	90	0		120,096-	90-
99-01	120,809	121,467	101	0		121,467-	101-
00-02	72,017	17,378	24	0		17,378-	24-
01-03	14,769	3,568	24	0		3,568-	24-
02-04	31,018	17,069	55	0		17,069-	55-
03-05	17,074	16,849	99	0		16,849-	99-
04-06	17,074	16,849	99	0		16,849-	99-
05-07	1,885	84	4	0		84-	4-
06-08	1,885	84	4	0		84-	4-
FIVE-YEAR AVERAGE							
04-08	11,375	10,160	89	0		10,160-	89-

KCP&L - GREATER MISSOURI OPERATIONS
L&P JURISDICTION

ACCOUNT 345 ACCESSORY ELECTRIC EQUIPMENT

SUMMARY OF BOOK SALVAGE

YEAR	REGULAR RETIREMENTS	COST OF REMOVAL AMOUNT PCT	GROSS SALVAGE AMOUNT PCT	NET SALVAGE AMOUNT PCT
1996	13,531	803 6	0	803- 6-
1997				
1998				
1999				
2000				
2001				
2002	159	59 37	0	59- 37-
2003	2,744	5,712 208	0	5,712-208-
2004				
2005				
2006				
2007				
2008				
TOTAL	16,434	6,574 40	0	6,574- 40-

THREE-YEAR MOVING AVERAGES

96-98	4,510	268 6	0	268- 6-
97-99				
98-00				
99-01				
00-02	53	20 38	0	20- 38-
01-03	968	1,924 199	0	1,924-199-
02-04	968	1,924 199	0	1,924-199-
03-05	915	1,904 208	0	1,904-208-
04-06				
05-07				
06-08				

FIVE-YEAR AVERAGE

04-08

KCP&L - GREATER MISSOURI OPERATIONS
L&P JURISDICTION

ACCOUNT 352 STRUCTURES AND IMPROVEMENTS

SUMMARY OF BOOK SALVAGE

YEAR	REGULAR RETIREMENTS	COST OF REMOVAL AMOUNT PCT	GROSS SALVAGE AMOUNT PCT	NET SALVAGE AMOUNT PCT
1984	217	0	0	0
1985				
1986				
1987				
1988				
1989				
1990				
1991				
1992				
1993				
1994				
1995				
1996				
1997				
1998				
1999				
2000				
2001				
2002				
2003	3,270	829 25	0	829- 25-
2004				
2005				
2006				
2007				
2008				
TOTAL	3,487	829 24	0	829- 24-

THREE-YEAR MOVING AVERAGES

84-86	72	0	0	0
85-87				
86-88				
87-89				
88-90				
89-91				
90-92				
91-93				
92-94				
93-95				

KCP&L - GREATER MISSOURI OPERATIONS
L&P JURISDICTION

ACCOUNT 352 STRUCTURES AND IMPROVEMENTS

SUMMARY OF BOOK SALVAGE

YEAR	REGULAR RETIREMENTS	COST OF REMOVAL AMOUNT PCT	GROSS SALVAGE AMOUNT PCT	NET SALVAGE AMOUNT PCT
------	------------------------	----------------------------------	--------------------------------	------------------------------

THREE-YEAR MOVING AVERAGES

94-96				
95-97				
96-98				
97-99				
98-00				
99-01				
00-02				
01-03	1,090	276 25	0	276- 25-
02-04	1,090	276 25	0	276- 25-
03-05	1,090	276 25	0	276- 25-
04-06				
05-07				
06-08				

FIVE-YEAR AVERAGE

04-08

KCP&L - GREATER MISSOURI OPERATIONS
L&P JURISDICTION

ACCOUNT 353 STATION EQUIPMENT

SUMMARY OF BOOK SALVAGE

YEAR	REGULAR RETIREMENTS	COST OF REMOVAL AMOUNT PCT	GROSS SALVAGE AMOUNT PCT	NET SALVAGE AMOUNT PCT
1980	7,370	1,374 19	3,370 46	1,996 27
1981	21,491	2,134 10	5,528 26	3,394 16
1982	10,470	0	5,234 50	5,234 50
1983	224,695	7,099 3	4,000 2	3,099- 1-
1984	8,430	48 1	132 2	84 1
1985	91,613	2,874 3	2,615 3	259- 0
1986	9,477	1,214 13	3,042 32	1,828 19
1987	33,859	4,087 12	345 1	3,742- 11-
1988	8,242	413 5	0	413- 5-
1989	11,384	5,946 52	2,205 19	3,741- 33-
1990	31,353	0	2,866 9	2,866 9
1991	56,522	4,147 7	0	4,147- 7-
1992	1,465	307 21	0	307- 21-
1993	916,582	105,751 12	128,057 14	22,306 2
1994	340,559	30,341 9	1,633 0	28,708- 8-
1995	116,323	11,370 10	0	11,370- 10-
1996	101,134	19,135 19	0	19,135- 19-
1997	187,828	16,234 9	312 0	15,922- 8-
1998	40,009	5,338 13	0	5,338- 13-
1999	11,966	899 8	0	899- 8-
2000	16,087	2,791 17	0	2,791- 17-
2001				
2002				
2003	143,988	54,677 38	0	54,677- 38-
2004	18,576	5,023 27	0	5,023- 27-
2005	6,947	0	0	0
2006				
2007	154,444	8,853 6	910- 1-	9,763- 6-
2008	216,863	1,657 1	12,615 6	10,958 5
TOTAL	2,787,677	291,712 10	171,044 6	120,668- 4-

THREE-YEAR MOVING AVERAGES

80-82	13,110	1,169 9	4,711 36	3,542 27
81-83	85,552	3,078 4	4,921 6	1,843 2
82-84	81,198	2,382 3	3,122 4	740 1
83-85	108,246	3,340 3	2,249 2	1,091- 1-
84-86	36,507	1,379 4	1,930 5	551 2
85-87	44,983	2,725 6	2,001 4	724- 2-

KCP&L - GREATER MISSOURI OPERATIONS
L&P JURISDICTION

ACCOUNT 353 STATION EQUIPMENT

SUMMARY OF BOOK SALVAGE

YEAR	REGULAR RETIREMENTS	COST OF REMOVAL		GROSS SALVAGE		NET SALVAGE	
		AMOUNT	PCT	AMOUNT	PCT	AMOUNT	PCT
THREE-YEAR MOVING AVERAGES							
86-88	17,193	1,905	11	1,129	7	776-	5-
87-89	17,828	3,482	20	850	5	2,632-	15-
88-90	16,993	2,120	12	1,690	10	430-	3-
89-91	33,086	3,364	10	1,690	5	1,674-	5-
90-92	29,780	1,485	5	955	3	530-	2-
91-93	324,856	36,735	11	42,686	13	5,951	2
92-94	419,535	45,466	11	43,230	10	2,236-	1-
93-95	457,821	49,154	11	43,230	9	5,924-	1-
94-96	186,005	20,282	11	544	0	19,738-	11-
95-97	135,095	15,580	12	104	0	15,476-	11-
96-98	109,657	13,569	12	104	0	13,465-	12-
97-99	79,934	7,490	9	104	0	7,386-	9-
98-00	22,687	3,009	13	0	0	3,009-	13-
99-01	9,351	1,230	13	0	0	1,230-	13-
00-02	5,362	930	17	0	0	930-	17-
01-03	47,996	18,226	38	0	0	18,226-	38-
02-04	54,188	19,900	37	0	0	19,900-	37-
03-05	56,504	19,900	35	0	0	19,900-	35-
04-06	8,508	1,674	20	0	0	1,674-	20-
05-07	53,797	2,951	5	303-	1-	3,254-	6-
06-08	123,769	3,503	3	3,902	3	399	0
FIVE-YEAR AVERAGE							
04-08	79,366	3,107	4	2,341	3	766-	1-

KCP&L - GREATER MISSOURI OPERATIONS
L&P JURISDICTION

ACCOUNT 355 POLES AND FIXTURES

SUMMARY OF BOOK SALVAGE

YEAR	REGULAR RETIREMENTS	COST OF REMOVAL		GROSS SALVAGE		NET SALVAGE	
		AMOUNT	PCT	AMOUNT	PCT	AMOUNT	PCT
1980	21,004	17,001	81	17,292	82	291	1
1981	24,428	13,114	54	21,876	90	8,762	36
1982	12,135	3,661	30	1,950	16	1,711-	14-
1983	3,076	2,894	94	776	25	2,118-	69-
1984	6,198	16,665	269	2,301	37	14,364-	232-
1985	40,172	23,558	59	5,363	13	18,195-	45-
1986	47,868	59,482	124	15,056	31	44,426-	93-
1987	40,120	44,924	112	15,191	38	29,733-	74-
1988	25,830	39,007	151	8,618	33	30,389-	118-
1989	19,375	14,965	77	7,200	37	7,765-	40-
1990	19,287	20,601	107	12,049	62	8,552-	44-
1991	34,046	33,637	99	9,061	27	24,576-	72-
1992	52,921	23,584	45	16,534	31	7,050-	13-
1993	10,998	6,973	63	2,956	27	4,017-	37-
1994	230,661	134,304	58	61,800	27	72,504-	31-
1995	28,750	33,928	118	4,760	17	29,168-	101-
1996	50,535	40,064	79	27,218	54	12,846-	25-
1997	45,462	625	1	89	0	536-	1-
1998	55,326	9,616	17	1,390	3	8,226-	15-
1999	13,706	3,864	28		0	3,864-	28-
2000	798	6,113	766	1,225	154	4,888-	613-
2001	508	2,725	536		0	2,725-	536-
2002	687,474	1,940	0	94,268	14	92,328	13
2003	10,429	27,323	262		0	27,323-	262-
2004	1,217	41,990		123	10	41,867-	
2005	2,617	80,988			0	80,988-	
2006							
2007	1,834	81,123		462	25	80,661-	
2008	798	46,191			0	46,191-	
TOTAL	1,487,573	830,860	56	327,558	22	503,302-	34-

THREE-YEAR MOVING AVERAGES

80-82	19,189	11,259	59	13,706	71	2,447	13
81-83	13,213	6,556	50	8,201	62	1,645	12
82-84	7,136	7,740	108	1,676	23	6,064-	85-
83-85	16,482	14,372	87	2,813	17	11,559-	70-
84-86	31,413	33,235	106	7,573	24	25,662-	82-
85-87	42,720	42,655	100	11,870	28	30,785-	72-

KCP&L - GREATER MISSOURI OPERATIONS
L&P JURISDICTION

ACCOUNT 355 POLES AND FIXTURES

SUMMARY OF BOOK SALVAGE

YEAR	REGULAR RETIREMENTS	COST OF REMOVAL AMOUNT PCT	GROSS SALVAGE AMOUNT PCT	NET SALVAGE AMOUNT PCT
THREE-YEAR MOVING AVERAGES				
86-88	37,939	47,804 126	12,955 34	34,849- 92-
87-89	28,442	32,965 116	10,336 36	22,629- 80-
88-90	21,497	24,858 116	9,289 43	15,569- 72-
89-91	24,236	23,068 95	9,437 39	13,631- 56-
90-92	35,418	25,941 73	12,548 35	13,393- 38-
91-93	32,655	21,398 66	9,517 29	11,881- 36-
92-94	98,193	54,954 56	27,097 28	27,857- 28-
93-95	90,136	58,402 65	23,172 26	35,230- 39-
94-96	103,315	69,432 67	31,259 30	38,173- 37-
95-97	41,582	24,872 60	10,689 26	14,183- 34-
96-98	50,441	16,768 33	9,566 19	7,202- 14-
97-99	38,165	4,702 12	493 1	4,209- 11-
98-00	23,277	6,531 28	872 4	5,659- 24-
99-01	5,004	4,234 85	408 8	3,826- 76-
00-02	229,593	3,593 2	31,831 14	28,238 12
01-03	232,804	10,663 5	31,423 13	20,760 9
02-04	233,040	23,751 10	31,464 14	7,713 3
03-05	4,754	50,100	41 1	50,059-
04-06	1,278	40,993	41 3	40,952-
05-07	1,484	54,037	154 10	53,883-
06-08	877	42,438	154 18	42,284-
FIVE-YEAR AVERAGE				
04-08	1,293	50,058	117 9	49,941-

KCP&L - GREATER MISSOURI OPERATIONS
L&P JURISDICTION

ACCOUNT 356 OVERHEAD CONDUCTORS AND DEVICES

SUMMARY OF BOOK SALVAGE

YEAR	REGULAR RETIREMENTS	COST OF REMOVAL		GROSS SALVAGE		NET SALVAGE	
		AMOUNT	PCT	AMOUNT	PCT	AMOUNT	PCT
1980	18,272	13,405	73	16,275	89	2,870	16
1981	13,249	16,662	126	17,281	130	619	5
1982	4,158	7,363	177	5,038	121	2,325-	56-
1983	708	2,803	396	1,754	248	1,049-	148-
1984	6,585	3,526	54	1,065	16	2,461-	37-
1985	21,814	27,735	127	15,451	71	12,284-	56-
1986	6,972	10,623	152	10,531	151	92-	1-
1987	30,886	19,098	62	11,029	36	8,069-	26-
1988	7,081	10,061	142	5,476	77	4,585-	65-
1989	32,936	26,985	82	6,821	21	20,164-	61-
1990	77,048	13,174	17	151,978	197	138,804	180
1991	19,900	8,031	40	9,031	45	1,000	5
1992	6,634	3,839	58	1,527	23	2,312-	35-
1993	5,995	9,093	152	847	14	8,246-	138-
1994	128,714	154,003	120	19,549	15	134,454-	104-
1995	6,866	37,685	549	4,185	61	33,500-	488-
1996	98,119	4,034	4	11,489	12	7,455	8
1997	5,392		0		0		0
1998	15,801		0		0		0
1999	492	218	44		0	218-	44-
2000		143				143-	
2001							
2002	552,631		0	75,779	14	75,779	14
2003	1,555	246	16		0	246-	16-
2004							
2005							
2006							
2007	8,965	1,317	15		0	1,317-	15-
2008							
TOTAL	1,070,773	370,044	35	365,106	34	4,938-	0

THREE-YEAR MOVING AVERAGES

80-82	11,893	12,477	105	12,865	108	388	3
81-83	6,038	8,943	148	8,024	133	919-	15-
82-84	3,817	4,564	120	2,619	69	1,945-	51-
83-85	9,702	11,355	117	6,090	63	5,265-	54-
84-86	11,790	13,961	118	9,016	76	4,945-	42-
85-87	19,891	19,152	96	12,337	62	6,815-	34-

KCP&L - GREATER MISSOURI OPERATIONS
L&P JURISDICTION

ACCOUNT 356 OVERHEAD CONDUCTORS AND DEVICES

SUMMARY OF BOOK SALVAGE

YEAR	REGULAR RETIREMENTS	COST OF REMOVAL AMOUNT PCT		GROSS SALVAGE AMOUNT PCT		NET SALVAGE AMOUNT PCT	
THREE-YEAR MOVING AVERAGES							
86-88	14,980	13,261	89	9,012	60	4,249-	28-
87-89	23,634	18,715	79	7,775	33	10,940-	46-
88-90	39,022	16,740	43	54,758	140	38,018	97
89-91	43,295	16,063	37	55,943	129	39,880	92
90-92	34,527	8,348	24	54,179	157	45,831	133
91-93	10,843	6,988	64	3,802	35	3,186-	29-
92-94	47,114	55,645	118	7,308	16	48,337-	103-
93-95	47,192	66,927	142	8,194	17	58,733-	124-
94-96	77,900	65,241	84	11,741	15	53,500-	69-
95-97	36,792	13,906	38	5,225	14	8,681-	24-
96-98	39,771	1,345	3	3,830	10	2,485	6
97-99	7,228	73	1		0	73-	1-
98-00	5,431	120	2		0	120-	2-
99-01	164	120	73		0	120-	73-
00-02	184,210	48	0	25,260	14	25,212	14
01-03	184,729	82	0	25,260	14	25,178	14
02-04	184,729	82	0	25,260	14	25,178	14
03-05	518	82	16		0	82-	16-
04-06							
05-07	2,988	439	15		0	439-	15-
06-08	2,988	439	15		0	439-	15-

FIVE-YEAR AVERAGE

04-08	1,793	263	15		0	263-	15-
-------	-------	-----	----	--	---	------	-----

KCP&L - GREATER MISSOURI OPERATIONS
L&P JURISDICTION

ACCOUNT 361 STRUCTURES AND IMPROVEMENTS

SUMMARY OF BOOK SALVAGE

YEAR	REGULAR RETIREMENTS	COST OF REMOVAL AMOUNT PCT	GROSS SALVAGE AMOUNT PCT	NET SALVAGE AMOUNT PCT
1983	34,182	0	0	0
1984	10,350	5,682 55	0	5,682- 55-
1985	8,690	0	0	0
1986				
1987				
1988				
1989				
1990				
1991				
1992				
1993				
1994				
1995				
1996				
1997	3,015	0	0	0
1998				
1999				
2000				
2001				
2002				
2003				
2004				
2005				
2006				
2007				
2008	271	0	0	0
TOTAL	56,508	5,682 10	0	5,682- 10-

THREE-YEAR MOVING AVERAGES

83-85	17,741	1,894 11	0	1,894- 11-
84-86	6,347	1,894 30	0	1,894- 30-
85-87	2,897	0	0	0
86-88				
87-89				
88-90				
89-91				
90-92				
91-93				

KCP&L - GREATER MISSOURI OPERATIONS
L&P JURISDICTION

ACCOUNT 361 STRUCTURES AND IMPROVEMENTS

SUMMARY OF BOOK SALVAGE

YEAR	REGULAR RETIREMENTS	COST OF REMOVAL AMOUNT PCT	GROSS SALVAGE AMOUNT PCT	NET SALVAGE AMOUNT PCT
THREE-YEAR MOVING AVERAGES				
92-94				
93-95				
94-96				
95-97	1,005	0	0	0
96-98	1,005	0	0	0
97-99	1,005	0	0	0
98-00				
99-01				
00-02				
01-03				
02-04				
03-05				
04-06				
05-07				
06-08	90	0	0	0
FIVE-YEAR AVERAGE				
04-08	54	0	0	0

KCP&L - GREATER MISSOURI OPERATIONS
L&P JURISDICTION

ACCOUNT 362 STATION EQUIPMENT

SUMMARY OF BOOK SALVAGE

YEAR	REGULAR RETIREMENTS	COST OF REMOVAL		GROSS SALVAGE		NET SALVAGE	
		AMOUNT	PCT	AMOUNT	PCT	AMOUNT	PCT
1980	32,311	922	3	4,376	14	3,454	11
1981	167,500	3,607	2	7,952	5	4,345	3
1982	45,622	107	0	2,557	6	2,450	5
1983	27,944	3,301	12	9,501	34	6,200	22
1984	57,881	808	1	9,311	16	8,503	15
1985	134,301	4,439	3	82,086	61	77,647	58
1986	13,737	2,174	16	47	0	2,127-	15-
1987	102,087	12,448	12	13,940	14	1,492	1
1988	15,289	3,588	23	2,119	14	1,469-	10-
1989	55,554	7,720	14	19,789	36	12,069	22
1990	26,174	12,304	47	1,519	6	10,785-	41-
1991	49,232	8,692	18	4,458	9	4,234-	9-
1992	21,449	7,943	37	1,162	5	6,781-	32-
1993	287,998	92,311	32	4,864	2	87,447-	30-
1994	307,363	32,455	11	31,295	10	1,160-	0
1995	62,334	13,215	21	1,171	2	12,044-	19-
1996	102,302	38,113	37	24,260	24	13,853-	14-
1997	133,042	25,025	19	256	0	24,769-	19-
1998	219,261	57,354	26	101	0	57,253-	26-
1999	118,632	22,194	19	27	0	22,167-	19-
2000	168,169	66,488	40		0	66,488-	40-
2001		2,606				2,606-	
2002	22,640	568	3		0	568-	3-
2003	89,128	5,026-	6-	18,216	20	23,242	26
2004	67,098	26,667	40	38,794	58	12,127	18
2005	7,212	383	5	13,235	184	12,852	178
2006							
2007	120,755	18,642	15	60,880	50	42,238	35
2008	69,021	8,630	13	3,774	5	4,856-	7-
TOTAL	2,524,036	467,678	19	355,690	14	111,988-	4-

THREE-YEAR MOVING AVERAGES

80-82	81,811	1,545	2	4,962	6	3,417	4
81-83	80,355	2,338	3	6,670	8	4,332	5
82-84	43,816	1,405	3	7,123	16	5,718	13
83-85	73,375	2,849	4	33,633	46	30,784	42
84-86	68,640	2,474	4	30,481	44	28,007	41
85-87	83,375	6,354	8	32,024	38	25,670	31

KCP&L - GREATER MISSOURI OPERATIONS
L&P JURISDICTION

ACCOUNT 362 STATION EQUIPMENT

SUMMARY OF BOOK SALVAGE

YEAR	REGULAR RETIREMENTS	COST OF REMOVAL AMOUNT PCT	GROSS SALVAGE AMOUNT PCT	NET SALVAGE AMOUNT PCT
THREE-YEAR MOVING AVERAGES				
86-88	43,704	6,070 14	5,369 12	701- 2-
87-89	57,643	7,919 14	11,949 21	4,030 7
88-90	32,339	7,871 24	7,809 24	62- 0
89-91	43,653	9,572 22	8,589 20	983- 2-
90-92	32,285	9,646 30	2,380 7	7,266- 23-
91-93	119,560	36,315 30	3,495 3	32,820- 27-
92-94	205,603	44,236 22	12,440 6	31,796- 15-
93-95	219,232	45,994 21	12,443 6	33,551- 15-
94-96	157,333	27,928 18	18,909 12	9,019- 6-
95-97	99,226	25,451 26	8,562 9	16,889- 17-
96-98	151,535	40,164 27	8,206 5	31,958- 21-
97-99	156,978	34,858 22	128 0	34,730- 22-
98-00	168,687	48,679 29	43 0	48,636- 29-
99-01	95,600	30,429 32	9 0	30,420- 32-
00-02	63,603	23,221 37	0	23,221- 37-
01-03	37,256	617- 2-	6,072 16	6,689 18
02-04	59,622	7,403 12	19,003 32	11,600 19
03-05	54,479	7,341 13	23,415 43	16,074 30
04-06	24,770	9,017 36	17,343 70	8,326 34
05-07	42,656	6,342 15	24,705 58	18,363 43
06-08	63,259	9,091 14	21,551 34	12,460 20

FIVE-YEAR AVERAGE

04-08	52,817	10,864 21	23,337 44	12,473 24
-------	--------	-----------	-----------	-----------

KCP&L - GREATER MISSOURI OPERATIONS
L&P JURISDICTION

ACCOUNT 364 POLES, TOWERS AND FIXTURES

SUMMARY OF BOOK SALVAGE

YEAR	REGULAR RETIREMENTS	COST OF REMOVAL		GROSS SALVAGE		NET SALVAGE	
		AMOUNT	PCT	AMOUNT	PCT	AMOUNT	PCT
1980	57,417	98,814	172	74,728	130	24,086	42-
1981	66,738	114,596	172	72,660	109	41,936	63-
1982	53,758	93,242	173	60,875	113	32,367	60-
1983	54,343	110,804	204	181,984	335	71,180	131
1984	33,385	75,378	226	195,596	586	120,218	360
1985	47,423	86,604	183	149,546	315	62,942	133
1986	45,301	97,756	216	51,788	114	45,968	101-
1987	59,966	155,285	259	49,395	82	105,890	177-
1988	48,575	99,424	205	55,569	114	43,855	90-
1989	42,447	107,975	254	32,786	77	75,189	177-
1990	34,258	99,749	291	73,816	215	25,933	76-
1991	66,122	172,497	261	37,223	56	135,274	205-
1992	84,540	191,400	226	43,561	52	147,839	175-
1993	48,972	107,418	219	45,968	94	61,450	125-
1994	67,416	116,444	173	60,702	90	55,742	83-
1995	66,134	125,099	189	46,400	70	78,699	119-
1996	62,975	121,742	193	123,869	197	2,127	3
1997	79,429	143,100	180	57,181	72	85,919	108-
1998	453,837	160,535	35	68,126	15	92,409	20-
1999	60,794	138,551	228	73,764	121	64,787	107-
2000	113,138	175,035	155	71,580	63	103,455	91-
2001	6,834	51,552	754	11,562	169	39,990	585-
2002	14,870	44,042	296	3,127	21	40,915	275-
2003	21,421	60,966	285	2,469	12	58,497	273-
2004	21,925	83,537	381	2,468	11	81,069	370-
2005	31,710	182,437	575	368	1	182,069	574-
2006	19,287	128,704	667	14,761	77	113,943	591-
2007	35,428	122,087	345	7,019	20	115,068	325-
2008	33,972	87,676	258	1,151	3	86,525	255-
TOTAL	1,832,415	3,352,449	183	1,670,042	91	1,682,407	92-

THREE-YEAR MOVING AVERAGES

80-82	59,304	102,217	172	69,421	117	32,796	55-
81-83	58,280	106,214	182	105,173	180	1,041	2-
82-84	47,162	93,141	197	146,152	310	53,011	112
83-85	45,050	90,929	202	175,709	390	84,780	188
84-86	42,036	86,579	206	132,310	315	45,731	109
85-87	50,897	113,215	222	83,576	164	29,639	58-

KCP&L - GREATER MISSOURI OPERATIONS
L&P JURISDICTION

ACCOUNT 364 POLES, TOWERS AND FIXTURES

SUMMARY OF BOOK SALVAGE

YEAR	REGULAR RETIREMENTS	COST OF REMOVAL		GROSS SALVAGE		NET SALVAGE	
		AMOUNT	PCT	AMOUNT	PCT	AMOUNT	PCT
THREE-YEAR MOVING AVERAGES							
86-88	51,281	117,488	229	52,251	102	65,237	127-
87-89	50,329	120,895	240	45,917	91	74,978	149-
88-90	41,760	102,383	245	54,057	129	48,326	116-
89-91	47,609	126,740	266	47,942	101	78,798	166-
90-92	61,640	154,549	251	51,533	84	103,016	167-
91-93	66,545	157,105	236	42,251	63	114,854	173-
92-94	66,976	138,421	207	50,077	75	88,344	132-
93-95	60,841	116,320	191	51,023	84	65,297	107-
94-96	65,508	121,095	185	76,990	118	44,105	67-
95-97	69,513	129,980	187	75,817	109	54,163	78-
96-98	198,747	141,792	71	83,059	42	58,733	30-
97-99	198,020	147,395	74	66,357	34	81,038	41-
98-00	209,256	158,040	76	71,157	34	86,883	42-
99-01	60,255	121,713	202	52,302	87	69,411	115-
00-02	44,947	90,210	201	28,756	64	61,454	137-
01-03	14,375	52,187	363	5,719	40	46,468	323-
02-04	19,405	62,848	324	2,688	14	60,160	310-
03-05	25,019	108,980	436	1,768	7	107,212	429-
04-06	24,307	131,559	541	5,866	24	125,693	517-
05-07	28,808	144,409	501	7,383	26	137,026	476-
06-08	29,562	112,822	382	7,644	26	105,178	356-
FIVE-YEAR AVERAGE							
04-08	28,464	120,888	425	5,153	18	115,735	407-

KCP&L - GREATER MISSOURI OPERATIONS
L&P JURISDICTION

ACCOUNT 365 OVERHEAD CONDUCTORS AND DEVICES

SUMMARY OF BOOK SALVAGE

YEAR	REGULAR RETIREMENTS	COST OF REMOVAL		GROSS SALVAGE		NET SALVAGE	
		AMOUNT	PCT	AMOUNT	PCT	AMOUNT	PCT
1980	69,101	48,838	71	88,306	128	39,468	57
1981	49,730	69,332	139	59,785	120	9,547-	19-
1982	76,653	84,365	110	48,006	63	36,359-	47-
1983	73,303	67,419	92	84,891	116	17,472	24
1984	37,858	54,116	143	142,291	376	88,175	233
1985	125,049	76,650	61	154,899	124	78,249	63
1986	94,166	72,446	77	146,649	156	74,203	79
1987	104,256	117,917	113	141,081	135	23,164	22
1988	46,914	78,689	168	85,476	182	6,787	14
1989	74,772	90,614	121	117,622	157	27,008	36
1990	59,596	97,116	163	119,739	201	22,623	38
1991	54,398	95,555	176	61,279	113	34,276-	63-
1992	87,009	100,005	115	61,500	71	38,505-	44-
1993	65,571	79,460	121	48,644	74	30,816-	47-
1994	71,984	81,398	113	43,614	61	37,784-	52-
1995	52,733	68,598	130	41,278	78	27,320-	52-
1996	109,279	96,449	88	64,455	59	31,994-	29-
1997	93,006	75,156	81	52,437	56	22,719-	24-
1998	64,844	85,511	132	35,489	55	50,022-	77-
1999	95,929	72,079	75	22,557	24	49,522-	52-
2000	204,668	101,995	50	24,231	12	77,764-	38-
2001	46,023	20,193	44	865	2	19,328-	42-
2002	158,378	18,976	12	1,152	1	17,824-	11-
2003	162,402	14,804	9	1,226	1	13,578-	8-
2004	137,829	52,662	38	1,250	1	51,412-	37-
2005	383,017	123,508	32	342	0	123,166-	32-
2006	277,524	81,125	29	8,970	3	72,155-	26-
2007	264,692	72,661	27	2,875	1	69,786-	26-
2008	245,582	67,925	28	1,256	1	66,669-	27-
TOTAL	3,386,266	2,165,562	64	1,662,165	49	503,397-	15-

THREE-YEAR MOVING AVERAGES

80-82	65,161	67,512	104	65,366	100	2,146-	3-
81-83	66,562	73,705	111	64,227	96	9,478-	14-
82-84	62,605	68,633	110	91,729	147	23,096	37
83-85	78,737	66,062	84	127,360	162	61,298	78
84-86	85,691	67,737	79	147,946	173	80,209	94
85-87	107,824	89,004	83	147,543	137	58,539	54

KCP&L - GREATER MISSOURI OPERATIONS
L&P JURISDICTION

ACCOUNT 365 OVERHEAD CONDUCTORS AND DEVICES

SUMMARY OF BOOK SALVAGE

YEAR	REGULAR RETIREMENTS	COST OF REMOVAL AMOUNT	PCT	GROSS SALVAGE AMOUNT	PCT	NET SALVAGE AMOUNT	PCT
THREE-YEAR MOVING AVERAGES							
86-88	81,779	89,684	110	124,402	152	34,718	42
87-89	75,314	95,740	127	114,726	152	18,986	25
88-90	60,427	88,806	147	107,612	178	18,806	31
89-91	62,922	94,428	150	99,547	158	5,119	8
90-92	67,001	97,559	146	80,839	121	16,720-	25-
91-93	68,993	91,673	133	57,141	83	34,532-	50-
92-94	74,855	86,954	116	51,253	68	35,701-	48-
93-95	63,429	76,485	121	44,512	70	31,973-	50-
94-96	77,999	82,148	105	49,782	64	32,366-	41-
95-97	85,006	80,068	94	52,723	62	27,345-	32-
96-98	89,043	85,705	96	50,794	57	34,911-	39-
97-99	84,593	77,582	92	36,828	44	40,754-	48-
98-00	121,814	86,528	71	27,426	23	59,102-	49-
99-01	115,540	64,756	56	15,884	14	48,872-	42-
00-02	136,356	47,055	35	8,749	6	38,306-	28-
01-03	122,268	17,991	15	1,081	1	16,910-	14-
02-04	152,870	28,814	19	1,209	1	27,605-	18-
03-05	227,749	63,658	28	939	0	62,719-	28-
04-06	266,123	85,765	32	3,521	1	82,244-	31-
05-07	308,411	92,431	30	4,062	1	88,369-	29-
06-08	262,599	73,904	28	4,367	2	69,537-	26-
FIVE-YEAR AVERAGE							
04-08	261,729	79,576	30	2,939	1	76,637-	29-

KCP&L - GREATER MISSOURI OPERATIONS
L&P JURISDICTION

ACCOUNT 366 UNDERGROUND CONDUIT

SUMMARY OF BOOK SALVAGE

YEAR	REGULAR RETIREMENTS	COST OF REMOVAL		GROSS SALVAGE		NET SALVAGE	
		AMOUNT	PCT	AMOUNT	PCT	AMOUNT	PCT
1980				558		558	
1981	410	615	150	1,327	324	712	174
1982	83	134	161	34	41	100	120-
1983	3,525	12	0	1,136	32	1,124	32
1984	239	58	24	141	59	83	35
1985	580	406	70	286	49	120-	21-
1986	410	75	18	374	91	299	73
1987	772	702	91	295	38	407-	53-
1988	2,966	1,277	43	533	18	744-	25-
1989	239	523	219	167	70	356	149-
1990	336	2,443	727	253	75	2,190	652-
1991	609	330	54	177	29	153-	25-
1992	1,611	1,617	100	594	37	1,023-	64-
1993	3,438	1,432	42	137	4	1,295-	38-
1994	734	456	62	54	7	402-	55-
1995	1,082	1,803	167	160	15	1,643	152-
1996	4,603	794	17	164	4	630-	14-
1997	1,280	843	66	139	11	704-	55-
1998	673	2,291	340	333	49	1,958	291-
1999	379	251	66	56	15	195-	51-
2000	4,131	1,156	28	153	4	1,003-	24-
2001	2,248	1,051	47	373	17	678-	30-
2002	1,743	943	54	35	2	908-	52-
2003	1,106	1,688	153	331	30	1,357	123-
2004	10,242	3,905	38	91	1	3,814-	37-
2005	22,873	9,378	41		0	9,378-	41-
2006	13,868	4,847	35	130	1	4,717-	34-
2007	24,363	4,880	20	118	0	4,762-	20-
2008	3,083	4,114	133	161	5	3,953	128-
TOTAL	107,626	48,024	45	8,310	8	39,714-	37-

THREE-YEAR MOVING AVERAGES

80-82	164	250	152	640	390	390	238
81-83	1,339	254	19	832	62	578	43
82-84	1,282	68	5	437	34	369	29
83-85	1,448	159	11	521	36	362	25
84-86	410	180	44	267	65	87	21
85-87	587	394	67	318	54	76-	13-

KCP&L - GREATER MISSOURI OPERATIONS
L&P JURISDICTION

ACCOUNT 366 UNDERGROUND CONDUIT

SUMMARY OF BOOK SALVAGE

YEAR	REGULAR RETIREMENTS	COST OF REMOVAL AMOUNT PCT	GROSS SALVAGE AMOUNT PCT	NET SALVAGE AMOUNT PCT -
THREE-YEAR MOVING AVERAGES				
86-88	1,383	685 50	401 29	284- 21-
87-89	1,326	834 63	332 25	502- 38-
88-90	1,180	1,414 120	318 27	1,096- 93-
89-91	395	1,099 278	199 50	900-228-
90-92	852	1,463 172	341 40	1,122-132-
91-93	1,886	1,126 60	303 16	823- 44-
92-94	1,928	1,168 61	262 14	906- 47-
93-95	1,751	1,230 70	117 7	1,113- 64-
94-96	2,140	1,018 48	126 6	892- 42-
95-97	2,322	1,147 49	154 7	993- 43-
96-98	2,185	1,309 60	212 10	1,097- 50-
97-99	777	1,128 145	176 23	952-123-
98-00	1,728	1,233 71	181 10	1,052- 61-
99-01	2,253	819 36	194 9	625- 28-
00-02	2,707	1,050 39	187 7	863- 32-
01-03	1,699	1,227 72	246 14	981- 58-
02-04	4,364	2,179 50	152 3	2,027- 46-
03-05	11,407	4,990 44	141 1	4,849- 43-
04-06	15,661	6,043 39	74 0	5,969- 38-
05-07	20,368	6,368 31	83 0	6,285- 31-
06-08	13,771	4,614 34	136 1	4,478- 33-
FIVE-YEAR AVERAGE				
04-08	14,886	5,425 36	100 1	5,325- 36-