

FILED
December 23, 2008
Data Center
Missouri Public
Service Commission

Exhibit No.: 035
Issues: Gas Costs for Generation;
Volatility and Uncertainty
in Gas Costs
Witness: Scott A. Glaeser
Sponsoring Party: Union Electric Company
Type of Exhibit: Rebuttal Testimony
Case No.: ER-2008-0318
Date Testimony Prepared: October 10, 2008

MISSOURI PUBLIC SERVICE COMMISSION

CASE NO. ER-2008-0318

REBUTTAL TESTIMONY

OF

SCOTT A. GLAESER

ON

BEHALF OF

**UNION ELECTRIC COMPANY
d/b/a AmerenUE**

St. Louis, Missouri
October 14, 2008

AmerenUE Exhibit No. 035
Case No(s). ER-2008-0318
Date 12-11-08 Rptr KF

TABLE OF CONTENTS

I. INTRODUCTION	1
II. OVERVIEW OF REBUTTAL OF TESTIMONY	1
III. NATURAL GAS MARKET VOLATILITY AND UNCERTAINTY	2
IV. PRICE HEDGING FOR NATURAL GAS GENERATION	10
V. MATERIAL IMPACT OF NATURAL GAS PRICE VOLATILITY	15
VI. PRUDENT MANAGEMENT OF NATURAL GAS COSTS.....	15

1 **REBUTTAL TESTIMONY**

2 **OF**

3 **SCOTT A. GLAESER**

4 **CASE NO. ER-2008-0318**

5 **I. INTRODUCTION**

6 **Q. Please state your name and business address.**

7 **A. Scott A. Glaeser, AmerenEnergy Fuels and Services Company ("AFS"),**
8 **One Ameren Plaza, 1901 Chouteau Avenue, St. Louis, Missouri 63103.**

9 **Q. Are you the same Scott A. Glaeser that previously filed testimony in**
10 **this proceeding?**

11 **A. Yes, I am.**

12 **Q. What is the purpose of your rebuttal testimony?**

13 **A. I have reviewed the direct testimonies of Staff and intervener witnesses,**
14 **and I will be rebutting certain positions taken by these witnesses as it**
15 **relates to my testimony in this proceeding. Specifically, I am responding**
16 **to Missouri Public Service Commission Staff ("Staff") witnesses Erin**
17 **Maloney and Lena Mantle; State of Missouri witness Martin Cohen,**
18 **Missouri Industrial Energy Consumers witness Maurice Brubaker; and**
19 **Noranda Aluminum, Inc. witness Donald Johnstone.**

20 **II. OVERVIEW OF REBUTTAL OF TESTIMONY**

21 **Q. What specific areas will be addressed in your rebuttal testimony?**

22 **A. My rebuttal testimony is responding to positions taken in the direct**
23 **testimony of Staff and certain interveners concerning the Fuel Adjustment**

1 Clause ("FAC") requested in this case by AmerenUE. First, I will address
2 the Staff's assertion that natural gas prices are not volatile. Second, I will
3 address the difficulty in price hedging natural gas prices for peaking gas
4 generation and how it does not eliminate market volatility in response to
5 State witness Cohen. Finally, I will address contentions raised by the Staff
6 and certain interveners that there would be little incentive for AmerenUE
7 to prudently manage natural gas prices with an FAC in place.

8 **III. NATURAL GAS MARKET VOLATILITY AND UNCERTAINTY**

9 **Q. Mr. Glaeser, Staff witness Maloney states on page 31 of the Staff Cost**
10 **of Service Report ("Staff Report") that "The Staff analyzed the trend**
11 **in natural gas prices over a two-year period using twelve month**
12 **moving averages and could determine no discernable trends in price."**
13 **The Staff Report further states "These 12-month moving averages**
14 **were very constant over this two-year period indicating relative**
15 **natural gas price stability on an annual basis over this two-year**
16 **period." Do you agree with these statements?**

17 **A.** Absolutely not. The natural gas market in the U.S. represents one of the
18 most volatile commodity markets in the world and how anyone can make
19 the statement that natural gas prices are stable is beyond belief.
20 Furthermore, Staff's method of analysis is flawed and the conclusion the
21 Staff draws from its analysis is incorrect. Instead of examining actual gas
22 *market* prices, Staff analyzes actual fuel cost data *from AmerenUE*,
23 arbitrarily throws out high gas prices that do not fit their assertion, and

1 then uses a twelve-month moving average method in an effort to
2 artificially remove volatility. This masks the true market volatility to
3 which gas generators are exposed.

4 **Q. What mistakes did the Staff make in their analysis of natural gas**
5 **prices?**

6 A. An examination of Ms. Maloney's workpapers confirms that in their
7 analysis of natural gas market prices, the Staff used AmerenUE's *actual*
8 fuel costs as representative of gas *market* prices. Actual fuel costs include
9 a variety of price hedged gas supply packages, storage withdrawals, and
10 market priced gas supply packages. In other words, it represents our price
11 hedged gas supply portfolio in which we employ various hedging
12 instruments and physical resources to dampen price volatility. It does not
13 represent market prices, nor does it give an indication of future cost
14 exposure for gas generation. Furthermore, Staff witness Maloney appears
15 to have arbitrarily removed certain months with high fuel costs (March
16 2008 for Panhandle Eastern Pipeline Company ("PEPL") and Mississippi
17 River Transmission ("MRT")) and tried to further "smooth out" prices by
18 replacing these months with artificially lower values. Again, in order to
19 see market volatility, actual market prices must be used rather than actual
20 costs with various levels of hedged pricing. Finally, Staff witness
21 Maloney, for no clear reason, applies a 12-month rolling average to
22 "smooth out" gas prices in an effort to further mask price volatility.

1 **Q. Beyond those flaws in the Staff's analysis, are there problems in the**
2 **conclusions reached by Staff witness Maloney?**

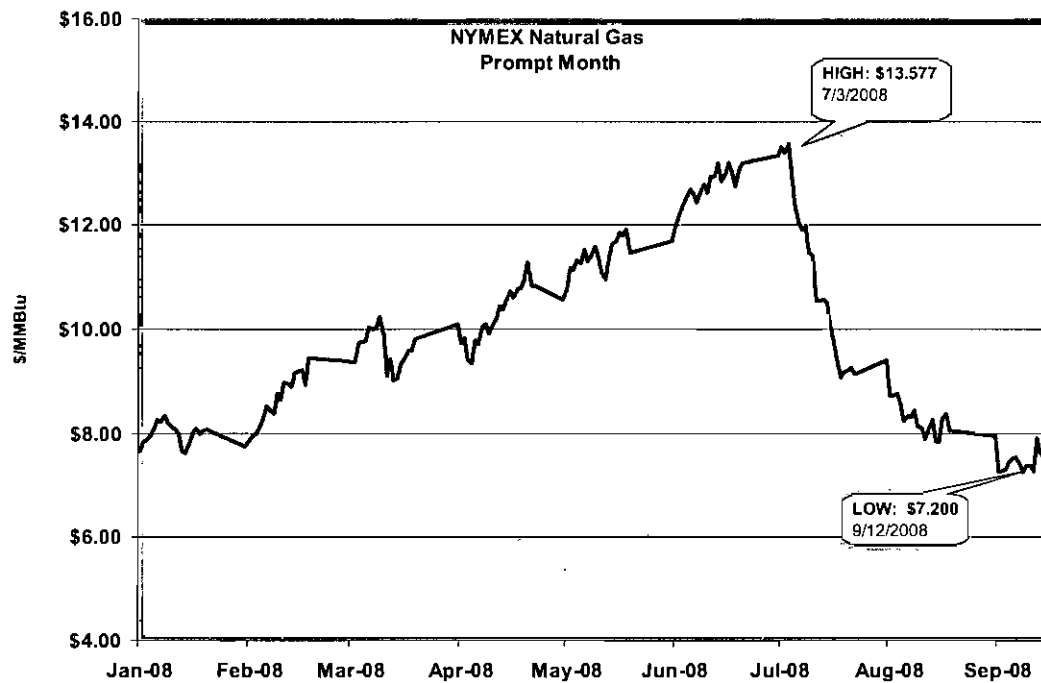
3 A. Yes. Staff witness Maloney concludes that the gas prices are stable during
4 the two-year period even though the gas price information contained in her
5 own data on Table 2 (Staff Report, p. 31) directly contradicts her
6 conclusion. This data shows PEPL actual gas costs ranging from a low of
7 \$5.22/MMBtu in December of 2007 to a high of \$11.07/ MMBtu in
8 February of 2008. In other words, actual costs increased by approximately
9 100%, or more than doubled, in just two months, yet Ms. Maloney
10 concludes that prices are not volatile.

11 **Q. What evidence is available to support the fact that natural gas prices**
12 **are volatile?**

13 A. There are many sources of data to prove the volatility of natural gas prices.
14 The New York Mercantile Exchange ("NYMEX") futures market is the
15 industry standard for natural gas price discovery for current and future
16 periods and also for financial price hedging. Chart SAG-R1 below uses
17 NYMEX data to show that natural gas prices have been highly volatile for
18 the period of January through September of 2008. The graph shows that
19 the extreme high and low natural gas prices predicted in my direct
20 testimony, Schedule SAG-E4, have been tested and surpassed in the recent
21 July through September 2008 period. The gas markets have experienced
22 unprecedented volatility since 2000, but this volatility has been even more
23 pronounced this year.

24

1 **Chart SAG-R1**



2
3 **Q. Do others in the energy industry agree that natural gas prices are**
4 **volatile?**

5 **A.** Yes, many industry experts have publicly stated that natural gas markets
6 are volatile. Petroleum Industry Research Associates (“PIRA”), a well
7 respected petroleum industry research organization, noted that “This
8 month’s \$3+ Henry Hub gas price collapse quickly brings the word
9 volatility to mind in the context of other numerous examples that have
10 made gas prices virtually synonymous with volatility since the 1990s.”

11 In the Commission’s Report and Order in The Empire District
12 Electric Company rate case, Case No. ER-2008-0093, issued July 30,
13 2008, the Commission stated “In an era where fuel costs are highly
14 volatile, a fuel adjustment clause may be appropriate if the company is to

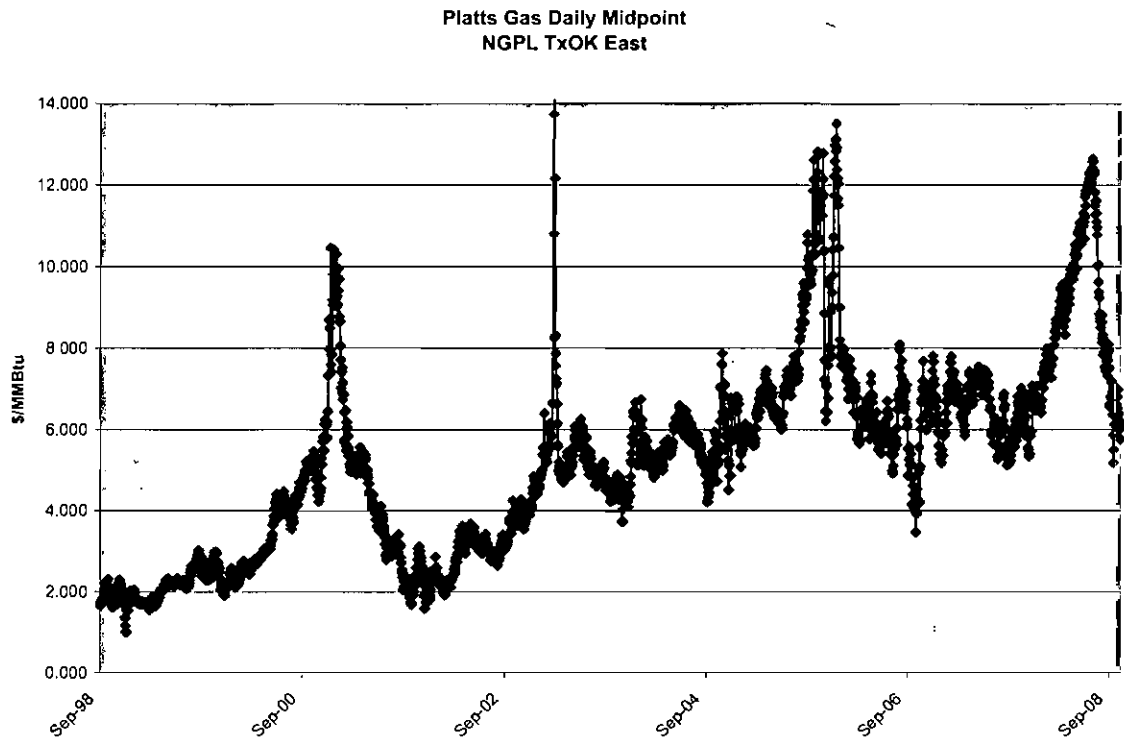
1 earn its authorized rate of return.” While natural gas is still a relatively
2 small portion of AmerenUE’s fuel mix, that share has been growing very
3 quickly in terms of fuel volume and even more quickly in terms of dollar
4 amount. Consequently, without an FAC, volatile natural gas prices expose
5 AmerenUE to an ever-increasing problem of under-recovered fuel costs
6 with significant up and down swings in its net fuel costs. Moreover, as
7 explained in Mr. Arora’s testimony, this increasing exposure to uncertain
8 natural gas markets is occurring in combination with AmerenUE’s
9 exposure to coal cost uncertainty and off-system sales uncertainties, all of
10 which results in substantial uncertainty in AmerenUE’s net fuel costs to
11 which the FAC will apply.

12 **Q. Is there evidence supporting long-term trends and volatility of natural**
13 **gas prices?**

14 **A.** The long-term volatility of natural gas prices is shown on Chart SAG-R2
15 below, which illustrates the daily natural gas prices as published in Platt’s
16 Gas Daily NGPL TxOk East (which reflects prices on Natural Gas
17 Pipeline Company of America in the Texas/Oklahoma region) for the past
18 decade. The NGPL TxOk East market represents an important supply
19 source and market pricing point for AmerenUE’s gas generation. The
20 chart clearly shows that daily natural gas prices are extremely volatile,
21 having ranged from a low of under \$2.00 per MMBtu in 1998 to well over
22 \$12.00 per MMBtu in multiple periods. It also important to realize the
23 market fundamentals for natural gas have dramatically changed. The

1 trend over the past ten years reveals that natural gas prices have increased
2 from \$2.00 per MMBtu in 1998 to over \$8.00 per MMBtu in 2008. This
3 graph illustrates that natural gas markets have exhibited exceptional price
4 volatility and steadily increasing prices.

5 **Chart SAG-R2**



6
7 **Q. What natural gas market fundamentals have changed causing this**
8 **increased volatility and higher gas prices?**

9 **A.** As I explained in my direct testimony, the balance between supply and
10 demand in the U.S. is precarious since many of the conventional
11 production basins, such as the massive Hugoton field in Kansas and
12 Oklahoma, have been in decline for many years. Natural gas from these
13 mature production basins was previously brought to the market at costs

1 well below \$4.00 per MMBtu. These supplies are now being replaced by
2 nonconventional and deepwater Gulf of Mexico ("GOM") gas reserves,
3 which are significantly more expensive to drill and produce, and Liquefied
4 Natural Gas ("LNG") which is subject to global market prices. For
5 example, the estimated cost to drill, complete, and produce natural gas
6 from the Fayetteville shale formations in Arkansas is approximately \$4.50
7 per MMBtu, which effectively creates a new long-term price floor for gas
8 markets. Other shale plays in the U.S. are producing at even higher cost
9 levels due to expensive horizontal drilling and complex fracturing
10 techniques required to produce natural gas from shale formations. Also,
11 the U.S. is a net importer of natural gas from both Canada and from
12 supplies of LNG from overseas countries such as Trinidad, Qatar, and
13 Egypt. LNG prices have recently exceeded \$18 per MMBtu for LNG
14 delivered to Japan. LNG is now providing more gas supplies to the U.S.,
15 but it does so by placing the U.S. in the global LNG market, similar to
16 global crude oil markets. This introduces a new level of uncertainty and
17 volatility to U.S. gas prices that is likely to be seen for many years into the
18 future or, similar to the crude oil markets, may be a permanent factor. In
19 addition, crude oil prices have a direct influence on natural gas prices on
20 both the physical markets and financial futures trading with the recent
21 record price for crude oil of \$147 per barrel also supporting the
22 simultaneous price spike in natural gas prices to \$14 per MMBtu. Finally,
23 the financial markets have exerted a significant influence on natural gas

1 prices due to the massive influx or outflows of capital seeking higher
2 returns or protection from inflation.

3 **Q. Please explain how the financial markets influence natural gas prices.**

4 A. As I described in my direct testimony, the financial markets invest capital
5 in commodity markets such as natural gas or crude oil with the goal of
6 creating profits from price volatility. The financial players have no
7 physical need for natural gas, yet they move billions of dollars in and out
8 of natural gas financial positions with the goal of generating profit. The
9 massive amount of money managed by the financial funds chasing a
10 constrained commodity such as natural gas or crude oil definitely
11 contributes to price volatility.

12 **Q. What do all these factors that affect U.S. natural gas prices mean with**
13 **respect to AmerenUE's ability to control fuel costs?**

14 A. It means that natural gas prices are well beyond the control of AmerenUE
15 or any other company

16 **Q. Mr. Glaeser, considering the volatile and unpredictable swings in**
17 **natural gas prices, how can companies such as AmerenUE with gas**
18 **generation control these fuel costs?**

19 A. Simply put, we cannot control the market prices for natural gas nor can we
20 directly control fuel costs. As I discussed in my direct testimony, the
21 market prices for natural gas in the U.S are driven not only by external
22 conditions in North America such as hurricanes in the Gulf of Mexico or
23 gas imports from Canada, but by global influences such as crude oil prices

1 driven by crisis in the Middle East or nuclear outages in Japan. None of
2 these major influences can be controlled nor can such events be easily
3 forecasted. Operators of gas generation can attempt to manage the
4 exposure to price volatility through price hedging strategies. However,
5 there are significant constraints on our ability to hedge gas used for
6 generation, and the hedges themselves are derived from the very same
7 volatile natural gas market.

8 **IV. PRICE HEDGING FOR NATURAL GAS GENERATION**

9 **Q. In State witness Martin Cohen's direct testimony, page 7, he states**
10 **that "A utility can protect its fuel portfolio through such activities as**
11 **negotiating long-term contracts, purchasing fuel in forward markets,**
12 **and employing financial hedging strategies." Do you agree with this**
13 **statement?**

14 **A.** Only in part. AmerenUE does employ hedging strategies including long-
15 term contracts, forward purchases, financial hedges, and physical
16 resources to dampen price volatility for natural gas; however, price
17 hedging only dampens market volatility, it does not eliminate volatility
18 and these hedges must be secured from the very same volatile market. In
19 other words, there is no parallel market with stable gas prices to secure
20 future price hedges. In addition, the highly uncertain demand of
21 AmerenUE's peak-load gas generation creates significant problems in
22 efficiently price hedging fuel costs.

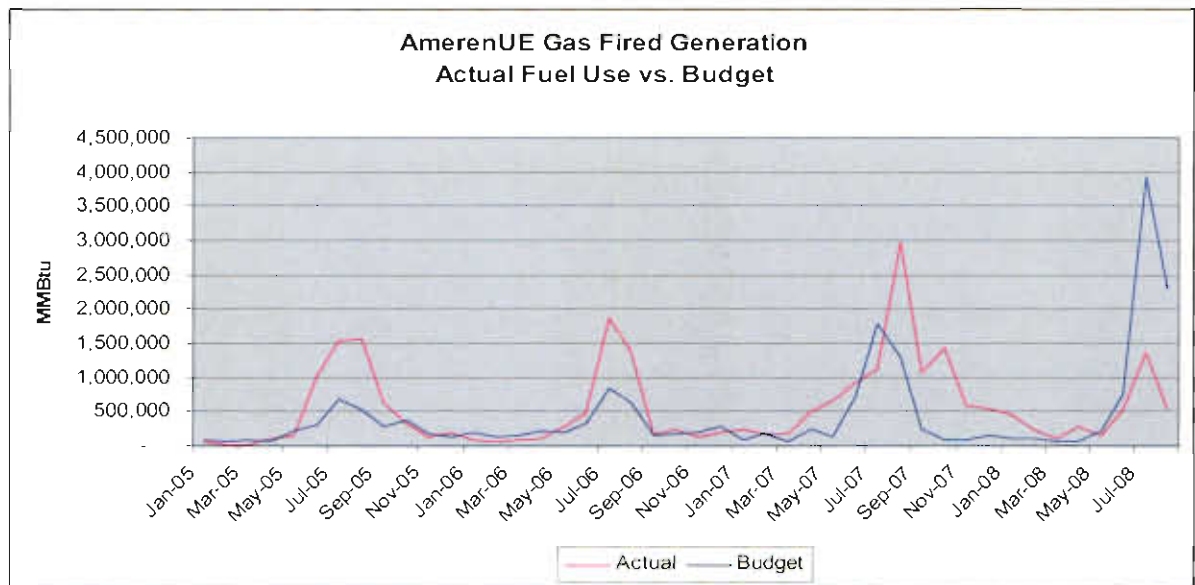
23 **Q. Why is the demand for AmerenUE's gas generation so uncertain?**

1 A. The demand for AmerenUE's gas generation, especially for simple-cycle
2 peaking turbines in AmerenUE's generating fleet, is highly uncertain. Gas
3 generation is utilized to serve demand during peak periods and when
4 power market "spark spreads" support gas generation for off-system sales.
5 AmerenUE's gas generation is also used for reliability dispatch when base
6 load units trip off or for transmission congestion relief, again causing
7 significant uncertainty in future demand independent of gas market prices.
8 All of these scenarios are difficult to forecast, even for next day
9 operations, with any accuracy. To demonstrate the unpredictability of
10 AmerenUE's gas generation, Chart SAG-R3 below illustrates actual
11 natural gas generation demand versus budget forecast for 2005 through
12 August of 2008. The graph reveals that the actual demand for natural gas
13 can deviate significantly from the forecast on a month-by-month and
14 annual basis. What the graph does not reveal is that daily demand can
15 deviate significantly even during a peak operating month such as July.
16 The turbines may be idle for days and then operate at peak output the next
17 day.

18 [Table on Next Page]

1

CHART SAG-R3



2

3

Q. Why does the uncertainty of gas generation demand make it difficult to fully hedge future fuel costs?

4

5

A. To efficiently hedge future natural gas costs, you need to know exactly how much volume and what future months to hedge in order to secure financial instruments such as NYMEX futures contracts, call options, or over-the-counter financial swaps. The great uncertainty in the level of future demand forces AmerenUE to limit future hedge positions for forecasted native load sales. Any demand above the forecast cannot be hedged, simply because the demand is unknown. Conversely, when actual demand is less than forecasted, there is a potential for AmerenUE to be stuck with stranded hedges in excess of demand. As noted in my direct testimony, the actual demand for gas-fired generation for AmerenUE has varied from 50% to 207% of the forecasted demand from 2004 to 2007.

6

7

8

9

10

11

12

13

14

15

1 Due to this uncertainty, it is impossible to fully hedge future gas
2 generation.

3 **Q. Are there any other factors that prevent effective hedging of**
4 **AmerenUE's gas generation?**

5 **A.** Yes. The mismatch between the gas industry and the electric industry
6 prevents effective forward hedging of AmerenUE's peak-load gas
7 generation. The standard financial instruments utilized by the gas industry
8 are designed for uniform flows throughout each month. While hedging
9 would be more feasible for utilities that use natural gas (e.g., combined
10 cycle plants) to serve their baseloads, AmerenUE's peak-load gas
11 generation operates in a non-uniform manner. Frequently, the monthly
12 forecasted demand for generation is comprised of a few peak days, with
13 the remainder of the month idle. With this demand profile and available
14 gas hedging options, there is a mismatch between future demand and
15 demand that can be effectively hedged. As I noted, this hedging problem
16 stands in contrast to utilities that utilize combined-cycle gas generation
17 plants for a larger portion of their baseload power requirements. The more
18 certain future gas demand created by operating in a baseload or
19 intermediate mode (such as generating during all five workdays each week
20 for 10 to 12 hours per day) enables more effective future price hedging
21 and therefore less volatility. As Mr. Arora explains in his direct and
22 rebuttal testimonies, utilities with simple-cycle peaking generation require

an FAC just as much as utilities with combined-cycle plants operating in
baseload or intermediate mode such as Empire or Aquila

Q. Staff witness Mantle (Staff Report, p 60) states "The Commission found in the Aquila and Empire rate cases that two components of fuel and purchased-power expense, the cost of natural gas, and spot purchased-power costs, have fluctuated significantly in the past and are expected to continue to be volatile in the future. However, Ameren uses a much smaller percentage of natural gas-based power and spot purchased-power to serve its load than either Aquila or Empire." Do you agree with Ms. Mantle that Aquila and Empire each deserve to have an FAC to the extent that they are more reliant upon "natural gas-based power and spot purchased-power"?

A. No. As I stated above, utilities that employ natural gas generation for intermediate and base power demands have greater certainty of their underlying demand for natural gas and purchased-power. This certainty of demand allows them to effectively hedge more of their natural gas costs with hedging tools, such as NYMEX futures contracts, which are available for periods beyond five years in the future. To the extent that AmerenUE could have known gas generation demand, it could effectively hedge natural gas costs, in addition to hedging its coal costs. In fact, the natural gas NYMEX futures market provides superior liquidity for hedging prices than is available for coal. The argument that an FAC is appropriate for Aquila and Empire, since they are more reliant upon natural gas and

1 purchased-power than AmerenUE, is flawed, both because gas is an ever-
2 increasing portion of AmerenUE's supply and also given the very
3 significant exposure of AmerenUE's net fuel costs to volatile and
4 uncertain power markets.

5 **V. MATERIAL IMPACT OF NATURAL GAS PRICE VOLATILITY**

6 **Q. Mr. Glaeser, Staff witness Mantle states "For AmerenUE fluctuations**
7 **in natural gas prices and spot purchased-power prices have not been**
8 **substantial enough to have a material impact on AmerenUE's revenue**
9 **requirement." (Staff Report, p. 61). Do you agree that fluctuations in**
10 **natural gas prices are not substantial enough to have a material**
11 **impact on AmerenUE?**

12 **A. No. Although the total percentage of gas generation cost for AmerenUE is**
13 **less than that of Aquila or Empire, the magnitude of AmerenUE's gas**
14 **costs are significant and can have a material impact on AmerenUE. In my**
15 **direct testimony I noted that future natural gas procurement costs can vary**
16 **by \$38,110,000 to \$156,153,170 (a difference of \$118 million) in 2009**
17 **and from \$51,500,800 to \$222,555,600 (a difference of \$171 million) in**
18 **2012.**

19 **VI. PRUDENT MANAGEMENT OF NATURAL GAS COSTS**

20 **Q. Witnesses Johnstone, Brubaker and Cohen each assert that**
21 **AmerenUE will not prudently control fuel costs if it is permitted to**
22 **use an FAC. What policies and strategies are in place to assure that**
23 **AmerenUE will prudently manage fuel costs?**

1 A. AmerenUE's management of its fuel risk is governed by Ameren's Risk
2 Management Policy and internal strategies and policies. Ameren has a
3 Risk Management Steering Committee comprised of senior level
4 management which oversees the Risk Management Policy for gas-fired
5 generation, as well as for AmerenUE's gas local distribution company
6 (LDC). The AmerenUE gas generation Risk Management Policy
7 mandates a three-year planning horizon with upper and lower limits for
8 price hedging forecasted native load. In addition to the Risk Management
9 Policy, we have internal strategies governing the portfolio of natural gas
10 supply resources designed to ensure firm deliverability, allow "no-notice"
11 turbine starts, and to dampen price volatility. To meet these goals, we use
12 a portfolio of resources including firm transportation from production
13 areas, leased storage capacity, intraday supply packages, and financial
14 hedging instruments.

15 **Q. Will AmerenUE continue to implement the existing policies and**
16 **strategies discussed above if granted an FAC by the Commission?**

17 A. Yes. AmerenUE's track record in applying best cost control and risk
18 management practices in the presence of a cost adjustment clause has
19 already been demonstrated in the context of the Purchase Gas Adjustment
20 ("PGA") mechanism.

21 **Q. If AmerenUE is granted an FAC, what incentives exist to ensure**
22 **prudent management of fuel supply?**

1 A. Actual fuel costs, including hedging costs, will be filed with the
2 Commission in the annual FAC reconciliation. Imprudent fuel costs will
3 be subject to disallowance, providing a direct incentive for proper
4 management. This process is similar to the PGA reconciliation procedure
5 for AmerenUE's gas LDC. In addition, the AmerenUE proposal includes
6 a 95%/5% sharing mechanism where any increase/decrease in fuel cost
7 will be shared between the customers and AmerenUE, providing an
8 additional financial incentive. Mr. Lyons addresses other incentives in his
9 rebuttal testimony.

10 **Q. What experience do you have managing natural gas costs and**
11 **complying with fuel cost reconciliations?**

12 A. AmerenUE has a long track record of prudently and successfully
13 managing natural gas costs for the LDC through the PGA, which is a
14 mechanism very similar to the proposed FAC. AmerenUE is experienced
15 in providing full disclosure and support of LDC costs during Staff's
16 reconciliation reviews each year. Although the PGA provides a
17 mechanism for passing costs directly to the customers, AmerenUE
18 aggressively pursues natural gas price and volume hedging. AmerenUE
19 has been an industry leader in hedging natural gas; it was one of the first
20 Missouri utilities to use futures to hedge natural gas financially, utilize
21 third party off-system storage after FERC Order No. 636 deregulation, and
22 extensively hedge gas supply prior to the peak winter season.

1 **Q. Witnesses Johnstone, Brubaker and Cohen suggest that the PGA**
2 **reconciliation process does not provide an intense level of review. Do**
3 **you agree?**

4 **A. No. The Staff PGA reconciliation reviews are very intensive and thorough**
5 **with every aspect of gas supply procurement, hedging, and system**
6 **operations audited and analyzed by Staff.**

7 **Q. On page 4 of his direct testimony, Mr. Brubaker states that “One of**
8 **the dangers with an automatic adjustment clause is that the utility**
9 **becomes less attentive to managing its costs because of the directly**
10 **reimbursable nature of these costs under the FAC.” Do you agree**
11 **that AmerenUE will be less attentive to managing costs if it is**
12 **permitted to use an FAC?**

13 **A. No. AmerenUE employs professional fuel managers that are passionate**
14 **about their work and take pride in managing fuel costs. We have a long**
15 **track record of being good stewards in obtaining gas supplies for both**
16 **AmerenUE’s gas-fired generators and the LDC. We have proven that we**
17 **are serious about our “obligation to serve” and maintaining stable and**
18 **reasonable rates for our customers.**

19 **Q. Does this conclude your direct testimony?**

20 **A. Yes, it does.**

BEFORE THE PUBLIC SERVICE COMMISSION
OF THE STATE OF MISSOURI

In the Matter of Union Electric)
Company d/b/a AmerenUE for)
Authority to File Tariffs Increasing)
Rates for Electric Service Provided)
To Customers in the Company's)
Missouri Service Area.)

Case No. ER-2008-0318

AFFIDAVIT OF SCOTT A. GLAESER

STATE OF MISSOURI)

) ss

CITY OF ST. LOUIS)

Scott A. Glaeser, being first duly sworn on his oath, states:

1. My name is Scott A. Glaeser. I am employed by Ameren Energy Fuels and Services as Vice President -- Gas Supply and System Control.

2. Attached hereto and made a part hereof for all purposes is my Rebuttal Testimony on behalf of Union Electric Company, d/b/a AmerenUE, consisting of 18 pages (and Schedules through if any), all of which have been prepared in written form for introduction into evidence in the above-referenced docket.

3. I hereby swear and affirm that my answers contained in the attached testimony to the questions therein propounded are true and correct.

Scott A. Glaeser

Scott A. Glaeser

Subscribed and sworn to before me this 10th day of October, 2008.

Amanda Tesdall

Notary Public

My commission expires:

