

*Exhibit No.:* 1122  
*Issues:* Purchased Power Analysis  
Off-System Interchange Sales  
Income Tax Expense  
*Witness:* V. William Harris  
*Sponsoring Party:* MoPSC Staff  
*Type of Exhibit:* Direct Testimony  
*Case No.:* ER-2004-0034

*Date Testimony Prepared:* December 9, 2003 as modified February 27, 2004

**MISSOURI PUBLIC SERVICE COMMISSION**

**UTILITY SERVICES DIVISION**

FILED

FEB 27 2004

**DIRECT TESTIMONY**

Missouri Public  
Service Commission

**OF**

**V. WILLIAM HARRIS, CPA, CIA**

**AQUILA, INC. d/b/a AQUILA NETWORKS-MPS (Electric)**

**CASE NO. ER-2004-0034**

*Jefferson City, Missouri*  
**December 2003**


**BEFORE THE PUBLIC SERVICE COMMISSION**  
**OF THE STATE OF MISSOURI**

In the matter of Aquila, Inc. d/b/a Aquila Networks )  
L&P and Aquila Networks MPS to implement a ) Case No. ER-2004-0034  
general rate increase in electricity. )


AFFIDAVIT OF V. WILLIAM HARRIS, CPA, CIA


STATE OF MISSOURI     )  
                                  )     ss.  
COUNTY OF COLE     )

V. William Harris, CPA, CIA, of lawful age, on his oath states: that he has participated in the preparation of the following direct testimony as modified on February 27, 2004, in question and answer form, consisting of 16 pages to be presented in the above case; that the answers in the following direct testimony as modified on February 27, 2004, were given by him; that he has knowledge of the matters set forth in such answers; and that such matters are true and correct to the best of his knowledge and belief.

  
\_\_\_\_\_  
V. William Harris, CPA, CIA

Subscribed and sworn to before me this 27<sup>th</sup> day of February 2004.



  
\_\_\_\_\_

TONI M. CHARLTON  
NOTARY PUBLIC STATE OF MISSOURI  
COUNTY OF COLE  
My Commission Expires December 28, 2004

1  
2  
3  
4  
5  
6  
7  
8  
9  
10  
11  
12

**TABLE OF CONTENTS**  
**OF DIRECT TESTIMONY OF**  
**V. WILLIAM HARRIS, CPA, CIA**  
**AQUILA, INC. d/b/a AQUILA NETWORKS-MPS (Electric)**

**CASE NO. ER-2004-0034**

PURCHASED POWER ANALYSIS ..... 5  
OFF-SYSTEM INTERCHANGE SALES..... 7  
INCOME TAX EXPENSE ..... 11

1  
2  
3  
4  
5  
6  
7  
8  
9  
10  
11  
12  
13  
14  
15  
16  
17  
18  
19  
20  
21  
22  
23

**DIRECT TESTIMONY**  
**OF**  
**V. WILLIAM HARRIS, CPA, CIA**  
**AQUILA, INC. d/b/a AQUILA NETWORKS-MPS (Electric)**

**CASE NO. ER-2004-0034**

Q. Please state your name and business address.

A. V. William Harris, Noland Plaza Office Building, Suite 110, 3675 Noland Road, Independence, Missouri 64055.

Q. By whom are you employed and in what capacity?

A. I am a Regulatory Auditor with the Missouri Public Service Commission (Commission or PSC).

Q. Please describe your educational background.

A. I graduated from Missouri Western State College at St. Joseph, Missouri in 1990, with a Bachelor of Science degree in Business Administration with a major in Accounting. I successfully completed the Uniform Certified Public Accountant (CPA) examination in 1991 and subsequently received the CPA certificate. I am currently licensed as a CPA in the state of Missouri. I also successfully completed the Uniform Certified Internal Auditor (CIA) examination in 1995 and am currently certified as a CIA by the Institute of Internal Auditors in Altamonte Springs, Florida.

Q. Please describe your employment history.

Direct Testimony of  
V. William Harris

1           A.     From 1991 until I assumed my current position as a Regulatory Auditor with  
2 the Commission in 1994, I was employed as a Regulatory Auditor with the Federal Energy  
3 Regulatory Commission in Washington, DC. Prior to that, I was an Internal Auditor and  
4 Training Supervisor with Volume Shoe Corporation (d/b/a Payless ShoeSource).

5           Q.     What are your responsibilities with the Commission?

6           A.     I am responsible for directing or assisting in the audits and examinations of the  
7 books and records of regulated utility companies operating within the state of Missouri.

8           Q.     Have you previously filed testimony before this Commission?

9           A.     Yes. I have attached a list of the cases in which I have filed testimony before  
10 this Commission as Schedule I of my direct testimony.

11          Q.     With reference to Case No. ER-2004-0034, have you  
12 examined and studied the books and records of Aquila, Inc. (Aquila or Company), formerly  
13 UtiliCorp United, Inc., and its Missouri operating division – Aquila Networks-MPS (MPS)  
14 ?

15          A.     Yes, with the assistance of other members of the Commission Staff (Staff).  
16  
17  
18  
19  
20  
21  
22

23          Q.     Does Aquila currently operate within the state of Missouri?

Direct Testimony of  
V. William Harris

1           A.     Yes. Aquila operates electric generation, transmission and distribution systems  
2 in the state of Missouri as MPS. MPS provides electricity on a retail and  
3 wholesale basis, and also operates local natural gas distribution systems in Missouri.  
4 Aquila also operates electric and natural gas  
5 systems in other states. I will discuss two of these systems, Aquila Networks-WPK and  
6 Aquila Networks-WPC, later in my direct testimony.

7           Q.     What is the purpose of your direct testimony in this proceeding?

8           A.     The purpose of my direct testimony in this proceeding is to discuss the  
9 purchased power analysis I performed for the MPS electric operations and to present  
10 the Staff's recommendations concerning off-system interchange sales, current income taxes  
11 and deferred income taxes for the Company's Missouri electric operation.

12          Q.     What knowledge, skill, experience, training or education do you have in these  
13 matters?

14          A.     I have acquired general knowledge of these topics through my experience and  
15 analyses in prior rate, complaint and merger cases before this Commission. I also acquired  
16 knowledge of these topics through the review of the Staff's workpapers and testimony in prior  
17 rate, complaint and merger cases involving Aquila, MPS. I have reviewed prior  
18 Commission decisions regarding these areas. I also reviewed the Company's testimony,  
19 workpapers and responses to the Staff's data requests addressing these topics. I earned a  
20 Bachelor of Science degree in Business Administration, with an emphasis on accounting  
21 (coursework included auditing and advanced auditing classes). I successfully completed the  
22 Certified Public Accountants Exam (which included sections on accounting practice,

Direct Testimony of  
V. William Harris

1 accounting theory, and auditing) and the Certified Internal Auditors Exam. Finally, I am  
2 currently licensed in the State of Missouri to practice these professions.

3 Q. Are you sponsoring any Accounting Schedules in this proceeding?

4 A. Yes. I am sponsoring Accounting Schedule 11 – Income Tax.

5 Q. What adjustments are you sponsoring in Case No. ER-2004-0034

6 ?

7 A. In Case No. ER-2004-0034, I am sponsoring the following Income Statement  
8 adjustments to the Staff's Accounting Schedules for the MPS operating division:

9	Off-System Interchange Sales –	S-3.1
10	Off-System Interchange Sales – Updated Test Year	S-3.2
11	Off-System Interchange Sales – WAPA Capacity Contract	S-3.3
12	Fuel Cost of Sales for Resale (Steam) – Updated Test Year	S-10.2
13	Fuel Cost of Sales for Resale (Steam) – WAPA Capacity Contract	S-10.3
14	Fuel Cost of Sales for Resale (Other Prod.) – Updated Test Year	S-22.1
15	Purchased Power Cost of Sales for Resale – Sales To WPK	S-32.1
16	Purchased Power Cost of Sales for Resale – Updated Test Year	S-32.2
17	Current Income Taxes	S-95.1
18	Deferred Income Taxes	S-96.1

19

20

21

22

23

1

2

3

4

5

6

7

8

9 **PURCHASED POWER ANALYSIS**

10 Q. Please describe the individual components of purchased power.

11 A. The Company purchases firm power through contractual agreements, known as  
12 capacity contacts, and non-firm power on the open market, known as spot purchases.

13 Q. Please describe firm power and capacity contracts.

14 A. Firm power is electric energy or energy producing capacity intended to be  
15 available at all times during the period covered by a guaranteed commitment, even under  
16 adverse conditions, but subject to force majeure interruptions. The Company, in essence,  
17 reserves capacity from other utility systems to ensure that needed power generation is  
18 available to meet its native firm loads. The Company pays a reservation or demand charge to  
19 guarantee the availability of capacity over a contractual time frame. The demand charge is  
20 based upon the total capacity the Company reserves for each year. In addition to the demand  
21 costs for the capacity, the Company also pays an energy charge for the cost of the energy  
22 provided under the terms of the capacity agreement. Typically, the energy charge reflects the  
23 costs of generation to produce the electricity plus some agreed to profit, such as cost plus



Direct Testimony of  
V. William Harris

1 ten percent. In some cases, energy costs reflect the non-fuel component to produce energy  
2 with the buyer of the electricity supplying and paying for the fuel. While demand costs  
3 reserve the capacity, energy costs pay the cost to produce the energy.

4 Q. Please describe non-firm power and spot purchases.

5 A. Non-firm power is electric energy that is not reserved and not intended to be  
6 available at all times. As such, the cost of non-firm power does not reflect an associated  
7 demand charge. The only cost component of non-firm power is the energy charge reflecting  
8 the cost of the energy on the open market at the specific time the energy is purchased.

9 Q. Did you have any difficulty obtaining the data necessary to perform your  
10 purchased power analysis?

11 A. Yes. The data the Company originally provided in response to Staff Data  
12 Request No. 110  
13 did not agree with the information Aquila  
14 filed in its annual reports filed with the Federal Energy Regulatory Commission (FERC),  
15 referred to as FERC Form 1. After several meetings with Company personnel to discuss these  
16 differences, the Staff discovered in response to Data Request No. 425 that the original data  
17 provided by the Company included purchased power AND generation data. After identifying  
18 the generation data and determining other explanations provided by the Company (including  
19 Aries gas costs) were reasonable, I was finally able to complete the analysis.

20 Q. Please describe the analysis in detail.

21 A. To determine the amount of non-firm purchased power for MPS, I took the  
22 total purchased power (less generation) provided by the Company in its response to Data  
23 Request No. 110, removed the demand and energy charges (associated with MPS'

Direct Testimony of  
V. William Harris

1 to

2 determine the net spot purchases.

3

4

5

6

7

8 Q. What is the purpose of an historical analysis of purchased power costs?

9 A. The Company and Staff use production cost models to annualize fuel and  
10 purchased power costs. Staff uses an historical analysis of purchased power costs to check  
11 the reasonableness of the production cost models' outputs.

12 **OFF-SYSTEM INTERCHANGE SALES**

13 Q. Has the Staff included in this case, the revenues and costs associated with  
14 off-system sales in the interchange market?

15 A. Yes. The Staff has restated the level of off-system sales that Aquila  
16 experienced during the 12-month test year ended December 31, 2002, to reflect the actual  
17 level experienced for the 12-month period ending September 30, 2003. In addition, as an  
18 offset to the off-system sales, the fuel costs and purchased power costs relating to the  
19 off-system sales for the test year, were also adjusted to reflect the actual results for the  
20 12-month period ending September 30, 2003.

21 Q. What are off-system sales?

22 A. Off-system sales (also called sales for resale) relate to the sales of electricity,  
23 made on the interchange market, at times when utilities have met all obligations to serve their

Direct Testimony of  
V. William Harris

1 native load customers and have excess energy to sell to other utilities. The off-system sale  
2 transactions occur between utilities resulting in profits (net margin) to the selling entity, in  
3 this case, Aquila.

4 Q. Why is it appropriate to include off-system sales in the current revenue  
5 requirement determination for Aquila?

6 A. The same generating facilities, equipment, and employee/personnel that are  
7 necessary to provide service to Missouri retail electric customers are also needed to make  
8 off-system sales. It is appropriate to include the off-system sales in this case because Aquila  
9 customers are paying for all costs associated with the facilities to produce electricity for the  
10 firm retail customers, i.e., native load customers. To the extent that other sales can be made  
11 using those facilities, the customers should benefit from these sales. The off-system sales are  
12 made at a time when the power generating facilities and purchases are not needed to serve the  
13 Missouri retail (native load) customers. Off-system sales represent an efficient utilization of  
14 the electric system that has been put in place to meet the native load customers' electricity  
15 needs.

16 Q. Does Aquila benefit from these off-system sales?

17 A. Yes. To the extent that there are increases in off-system sales that occur after  
18 rates are determined in any given proceeding, the Company will benefit from the growth and  
19 increase in net margins (off-system sales less fuel costs) throughout the period until rates are  
20 changed by the Commission in a general rate proceeding.

21 Q. Has the Commission recognized the benefits of including off-system sales in  
22 the determination of revenue requirements in prior cases?

Direct Testimony of  
V. William Harris

1           A.     Yes. In Aquila's (then UtiliCorp) 1997 general rate case filed in Missouri,  
2 Case No. ER-97-394, the Commission included off-system sales in the calculation of the rate  
3 level ordered in that case. The Commission stated, in part, as follows:

4                     The Commission finds the Staff provided competent and substantial  
5 evidence that all of the off-system sales revenue should be reflected in  
6 the test year revenue for the purposes of setting rates. The Staff is  
7 correct in stating that, since all of the costs of producing the off-system  
8 sales revenue were borne by the ratepayers, and since UtiliCorp has  
9 benefited from regulatory lag, the total amount of this revenue should  
10 be included in rates.

11                     The Commission adopts the adjustment proposed by the Staff.

12                     The Staff has consistently included off-system sales in all of the electric cases that I  
13 am aware of dating back to the early 1980s.

14           Q.     Is Aquila accounting for all of its off-system sales (and the fuel costs and  
15 purchased power costs relating to those sales) in accordance with established ratemaking  
16 policy?  
17

18           A.     No. The Company is not separately tracking the fuel and purchased power  
19 costs of its off-system sales to an inter-company affiliate, Aquila Networks-WPK (WPK).  
20 This accounting deficiency is inconsistent with the intent of the Commission's Affiliate  
21 Transaction Rule. 4 CSR 240-20.015 (3) (C) states:

22                     In transactions that involve the provision of information, assets,  
23 goods or services to affiliated entities, the regulated electrical  
24 corporation must demonstrate that it –

- 25                     1.     Considered all costs incurred to complete the transaction;
- 26                     2.     Calculated the costs at times relevant to the transaction;
- 27                     3.     Allocated all joint and common costs appropriately; and
- 28                     4.     Adequately determined the fair market price of the information,  
29                     assets, goods or services.
- 30
- 31
- 32
- 33

Direct Testimony of  
V. William Harris

1 Q. How did you determine the amount of fuel and purchased power costs to apply  
2 to these off-system sales to inter-company affiliate WPK?

3 A. I estimated the cost of the sales to WPK based on the actual costs related to the  
4 Company's interchange sales to non-affiliated entities. These estimates are reflected in MPS  
5 adjustment S-32.1 .  
6  
7  
8

9 Q. Please describe MPS adjustment S-3.2.

10 A. This adjustment to test year sales for resale reflects off-system sales made  
11 through the updated period ending September 30, 2003.

12 Q. Please describe adjustment S-10.2 and S-22.1.

13 A. These adjustments to test year fuel expense reflect the fuel costs of interchange  
14 sales made through the updated period ending September 30, 2003.

15 Q. Please describe adjustment S-32.2 (MPS).

16 A. These adjustments to test year purchased power expense reflect the purchased  
17 power costs of interchange sales made through the updated period ending September 30,  
18 2003.

19 Q. Did you make any other adjustments to Aquila's off-system sales?

20 A. Yes. MPS is also selling electricity to an inter-company affiliate,  
21 Aquila Networks-WPC (WPC) in accordance with a capacity sale contract negotiated between  
22 WPC and the Western Area Power Administration (WAPA). The Company refers to this  
23 monthly transaction as the WAPA swap. I adjusted the revenues and costs related to MPS'

Direct Testimony of  
V. William Harris

1 off-system interchange sales. Adjustments S-3.3 and S-10.3 reflect the annualized levels for  
2 this capacity sale contract.

3 **INCOME TAX EXPENSE**

4 Q. Please explain each component of the Company's total income tax liability.

5 A. There are four components to the total income tax liability for a utility. These  
6 are: 1) current income tax, 2) deferred income tax, 3) the amortization of excess deferred  
7 income tax, and 4) the amortization of deferred investment tax credit (ITC).

8 **Current Income Tax**

9 Q. Please describe the current income tax component.

10 A. Staff calculated the current income tax component shown on Accounting  
11 Schedule 11 by taking the Net Operating Income Before Taxes (NOIBT) amount from  
12 Accounting Schedule 9, Income Statement, and adjusting it by timing difference additions and  
13 subtractions from NOIBT that appear on Accounting Schedule 11 to determine the net taxable  
14 income in this case. Staff then multiplied this result by the appropriate federal and state  
15 income tax rates to arrive at the current income tax for this case. This calculation is based  
16 upon the fact that federal income taxes are fifty percent (50%) deductible for state income tax  
17 purposes and that state income taxes are fully deductible for federal income tax purposes.  
18 The calculation in this case is based on the use of a 35% federal income tax rate and a 6.25%  
19 state income tax rate. This results in an effective overall tax rate of 38.39%.  
20 Adjustment S-95.1 reflects the difference between the Staff's calculation and the Company's  
21 test year level of current income taxes.

22 Q. Please explain the additions used to arrive at net taxable income in this case.

Direct Testimony of  
V. William Harris

1           A.     Annualized book depreciation and book depreciation charged to clearing and  
2 operations accounts are added back to net income before taxes because the deduction for tax  
3 depreciation in determining current income tax is different than book depreciation. Adding  
4 back these book depreciation amounts is necessary to avoid deducting depreciation amounts  
5 twice in the income tax calculation. Contributions In Aid of Construction (CIAC) and  
6 Advances for Construction are added back and treated as revenues in the current year,  
7 consistent with the Internal Revenue Service (IRS) rules. The last item added back to NOIBT  
8 is the specific IRS non-deductible meal expense.

9           Q.     Please list the deductions used to arrive at net taxable income.

10          A.     The deductions are 1) interest expense, 2) straight line tax depreciation, and  
11 3) excess tax depreciation.

12          Q.     Please explain the deduction for interest expense and how it was calculated.

13          A.     Interest expense is calculated by multiplying the jurisdictional rate base by the  
14 Staff's calculated weighted cost of debt (4.92%), which is sponsored by Staff witness  
15 David F. Murray of the Financial Analysis Department.

16                 This methodology assures that the amount of interest expense used in the calculation  
17 of income tax expense, for ratemaking purposes, equals the interest expense the ratepayer is  
18 required to provide the Company in rates. Since the revenue requirement recommended by  
19 the Staff is based on a rate of return computation, the interest synchronization method allows  
20 an interest deduction consistent with the rate of return computation that is applied to rate base.

21          Q.     Are you aware of any other rate cases where this type of methodology was  
22 proposed?

Direct Testimony of  
V. William Harris

1           A.     Yes. This methodology was first utilized by the Staff and adopted by the  
2 Commission in Kansas City Power and Light Company's 1980 electric rate case, Case  
3 No. ER-80-48, and has been used consistently by Staff and adopted by the Commission since  
4 that case.

5           Q.     Please identify the source of the amounts of the deductions for straight-line tax  
6 depreciation and excess tax depreciation.

7           A.     Straight-line tax depreciation was calculated by Staff witness Steve M. Traxler.  
8 Please refer to his direct testimony.

9           The excess tax depreciation amount was determined by subtracting the jurisdictional  
10 amount for straight-line tax depreciation from tax depreciation. The amount of excess tax  
11 depreciation relates to IRS normalization restrictions that do not allow the additional  
12 deduction for accelerated tax depreciation to be flowed through in setting rates. Utility  
13 customers must wait for the deduction of accelerated depreciation over the life of the asset,  
14 consistent with the book depreciation deduction (normalization treatment). Utility companies  
15 like Aquila benefit from this restriction because the associated deferred taxes provide  
16 enhanced cash flow to their operations. The deferred tax treatment for excess tax depreciation  
17 is necessary so the IRS code restriction is not violated. If the restriction was not adhered to,  
18 Aquila would lose the deduction relating to accelerated depreciation and the customers would  
19 lose the benefit of the accumulated deferred taxes that are an offset to rate base. To ensure  
20 that the accelerated depreciation is not "lost" as a tax deduction, deferred taxes are provided  
21 (calculated) which increases the income tax expense amount customers have to pay in their  
22 utility rates. The deferred taxes are accumulated and "flowed" back to customers over the life  
23 of the assets generating those deferrals.



1           **Deferred Income Tax**

2           Q.     Please describe the deferred income tax component.

3           A.     The deferred income tax component represents the normalization treatment for  
4 specific tax timing differences used in calculating the Company's current income tax expense.  
5 With regard to the timing difference for accelerated tax depreciation, the provision in the  
6 Internal Revenue Code (Code) requires normalization treatment for a regulated utility. The  
7 deferred income tax amount is calculated by multiplying those tax timing differences that the  
8 Staff has normalized by the overall effective tax rate of 38.39%, previously discussed.  
9 A description of tax timing differences, including ones proposed to be normalized, will be  
10 given later in my testimony.

11          Q.     Please explain the tax concept of "normalization."

12          A.     Under the IRS Code, the Company can take deductions for tax purposes for  
13 certain items at different times than when the items are expensed for book purposes. Items for  
14 which this tax treatment applies are called "tax-timing" differences. Normalization treatment  
15 eliminates these differences for ratemaking purposes so that income tax expense is based  
16 solely on the pre-tax operating income impact of these timing differences. Timing differences  
17 for Tax Depreciation, Contributions In Aid of Construction (CIAC) and Advances for  
18 Construction have been reflected in the current and deferred income tax calculations.

19          Q.     What is "flow-through" treatment of tax timing differences?

20          A.     Reflecting the tax impact of tax timing differences consistent with the period  
21 used in calculating current income tax expense is commonly referred to as the "flow-through"  
22 method. Conversely, reflecting the tax deduction for tax timing differences consistent with

Direct Testimony of  
V. William Harris

1 the period used for recognizing the cost as an expense (or revenue) for financial reporting  
2 purposes is referred to as the "normalization" method.

3 Q. Please describe Adjustment S-96.

4 A. Adjustment S-96 represents the amount needed to adjust total test year booked  
5 deferred income taxes to reflect deferred income tax based upon the timing differences that  
6 are being normalized for ratemaking purposes. These timing differences include Excess Tax  
7 Depreciation, CIAC and Advances for Construction.

8 Q. Are there any specific items that you are sponsoring on Accounting  
9 Schedule 2, Rate Base?

10 A. Yes, I am sponsoring the line item, deferred income taxes, that appears on  
11 Accounting Schedule 2, Rate Base, as a subtraction from net plant.

12 Q. Please explain the subtraction of deferred income tax from net plant.

13 A. The balance of deferred income taxes included on Accounting Schedule 2 is  
14 composed of the accumulated deferred income tax balances as of September 30, 2003.

15 The accumulated deferred tax balances represent a source of cash to the utility. Using  
16 the accumulated balance of deferred income tax as an offset to rate base allows ratepayers the  
17 same rate of return on these funds as the Company earns on its plant investment.

18 **Amortization of Excess Deferred Income Tax**

19 Q. Please describe the amortization of excess deferred income tax.

20 A. The federal tax rate for corporations was reduced by the 1986 Tax Reform Act.  
21 Deferred income taxes recognized prior to the effective date of this legislation were deferred  
22 and collected in rates based upon a federal tax rate that is no longer valid as a result in the  
23 reduction in the corporate tax rate.

Direct Testimony of  
V. William Harris

1           The Staff's adjustment to deferred tax expense to reflect the amortization of excess  
2 deferred income tax flows the excess taxes back to ratepayers over the life of the assets that  
3 generated the deferred tax.

4           **Amortization of Deferred Investment Tax Credit (ITC)**

5           Q.     Please describe the amortization of deferred investment tax credit (ITC).

6           A.     The amortization of deferred ITC represents the recovery by the ratepayer of a  
7 portion of previously deferred ITC. Prior to the Tax Reform Act of 1986, the Company was  
8 allowed a credit against current income tax related to investment in new plant facilities. For  
9 ratemaking purposes, these investment tax credits are reflected in rates (amortized) over the  
10 life of the plant that generated the investment tax credits. The amount is based on the level of  
11 deferred ITC amortization reflected on the Company's books for the test year ended  
12 December 31, 2002.

13          Q.     Does this conclude your direct testimony?

14          A.     Yes, it does.

**CASE PROCEEDING PARTICIPATION**

**V. WILLIAM HARRIS, CPA, CIA**

<b>Date Filed</b>	<b>Issue</b>	<b>Case Number</b>	<b>Exhibit</b>	<b>Company Name</b>
	Payroll, Payroll Taxes, Incentive Pay, 401K Retirement Plan	ER95279	Direct	Empire District Electric Company
	Plant In Service, Depreciation Expense, Depreciation Reserve, Service Line Replacement Program	GR96285	Direct	Missouri Gas Energy (Southern Union Company)
	Service Line Replacement Program	GR96285	Rebuttal	Missouri Gas Energy (Southern Union Company)
	Service Line Replacement Program	GR96285	Surrebuttal	Missouri Gas Energy (Southern Union Company)
6/26/1997	Revenues	GR97272	Direct	Associated Natural Gas Company and Division of Arkansas Western Gas Company
6/26/1997	Plant in Service	GR97272	Direct	Associated Natural Gas Company and Division of Arkansas Western Gas Company
6/26/1997	Customer Billing Expense	GR97272	Direct	Associated Natural Gas Company and Division of Arkansas Western Gas Company
6/26/1997	Normalized Bad Debt Expense	GR97272	Direct	Associated Natural Gas Company and Division of Arkansas Western Gas Company
6/26/1997	Depreciation Expense	GR97272	Direct	Associated Natural Gas Company and Division of Arkansas Western Gas Company
6/26/1997	Depreciation Reserve	GR97272	Direct	Associated Natural Gas Company and Division of Arkansas Western Gas Company
10/8/1998	Fuel Expense Adjustment	EC98573	Direct	St. Joseph Light and Power Company
10/8/1998	Miscellaneous Administrative and General Expenses	EC98573	Direct	St. Joseph Light and Power Company
10/8/1998	PSC Assessment	EC98573	Direct	St. Joseph Light and Power Company

<b>Date Filed</b>	<b>Issue</b>	<b>Case Number</b>	<b>Exhibit</b>	<b>Company Name</b>
10/8/1998	Capacity Demand Costs	EC98573	Direct	St. Joseph Light and Power Company
10/8/1998	Rate Case Expense	EC98573	Direct	St. Joseph Light and Power Company
10/8/1998	Fuel Inventory	EC98573	Direct	St. Joseph Light and Power Company
12/16/1998	Fuel Expense Adjustment	EC98573	Additional Direct	St. Joseph Light and Power Company
12/16/1998	Fuel Inventory	EC98573	Additional Direct	St. Joseph Light and Power Company
12/16/1998	Insurance and other Admin. Expenses	EC98573	Additional Direct	St. Joseph Light and Power Company
5/13/1999	PSC Assessment	ER99247 – EC98573	Direct	St. Joseph Light & Power Company
5/13/1999	Rate Case Expense	ER99247 – EC98573	Direct	St. Joseph Light & Power Company
5/13/1999	Fuel Inventory	ER99247 – EC98573	Direct	St. Joseph Light & Power Company
5/13/1999	Purchased Power Demand Cost	ER99247 – EC98573	Direct	St. Joseph Light & Power Company
5/13/1999	Fuel Expense	ER99247 – EC98573	Direct	St. Joseph Light & Power Company
5/13/1999	Steam Revenues	HR99245	Direct	St. Joseph Light & Power Company
6/10/1999	Rate Case Expense	HR99245	Rebuttal	St. Joseph Light & Power Company
6/10/1999	Fuel Inventories	ER99247 - EC98573	Rebuttal	St. Joseph Light & Power Company
6/10/1999	Rate Case Expense	ER99247 - EC98573	Rebuttal	St. Joseph Light & Power Company
6/10/1999	Fuel Price	ER99247 - EC98573	Rebuttal	St. Joseph Light & Power Company
6/10/1999	Rate Case Expense	GR99246	Rebuttal	St. Joseph Light & Power Company
6/10/1999	Fuel Inventories	HR99245	Rebuttal	St. Joseph Light & Power Company
6/22/1999	Possible Loss on the Sale of No. 6 Fuel Oil	HR99245	Surrebuttal	St. Joseph Light & Power Company
6/22/1999	Rate Case Expense	GR99246	Surrebuttal	St. Joseph Light & Power Company
6/22/1999	Rate Case Expense	HR99245	Surrebuttal	St. Joseph Light & Power Company

<b>Date Filed</b>	<b>Issue</b>	<b>Case Number</b>	<b>Exhibit</b>	<b>Company Name</b>
6/22/1999	Rate Case Expense	ER99247 - EC98573	Surrebuttal	St. Joseph Light & Power Company
6/22/1999	Fuel Inventory	HR99245	Surrebuttal	St. Joseph Light & Power Company
6/22/1999	Fuel Inventories	ER99247 - EC98573	Surrebuttal	St. Joseph Light & Power Company
6/22/1999	Possible Loss on the Sale of No. 6 Fuel Oil	ER99247 - EC98573	Surrebuttal	St. Joseph Light & Power Company
6/22/1999	Fuel Price	ER99247 - EC98573	Surrebuttal	St. Joseph Light & Power Company
5/2/2000	Merger Savings	EM2000292	Rebuttal	UtiliCorp United Inc. / St. Joseph Light and Power
6/21/2000	Merger Savings	EM2000369	Rebuttal	UtiliCorp United Inc. / Empire District Electric Company
10/11/2000	Accounting Authority Order	EO2000845	Rebuttal	St. Joseph Light and Power Company
10/23/2000	Accounting Authority Order	EO2000845	Revised Rebuttal	St. Joseph Light and Power Company
11/30/2000	Revenue Requirements	TT2001115	Rebuttal	Green Hills Telephone Corporation
2001	Revenue Requirement	TC2001401	Direct	Green Hills Telephone Corporation
4/3/2001	Fuel Stock Inventory Levels	ER2001299	Direct	The Empire District Electric Company
4/3/2001	Fuel and Purchase Power Expenses	ER2001299	Direct	The Empire District Electric Company
5/17/2001	Fuel and Purchased Power	ER2001299	Surrebuttal	The Empire District Electric Company
8/7/2001	Fuel and Purchased Power Expense	ER2001299	True-up Direct	The Empire District Electric Company
8/7/2001	Allowance for Funds Used During Construction	ER2001299	True-up Direct	The Empire District Electric Company
12/6/2001	Purchased Power Expense	ER2001672	Direct	UtiliCorp United Inc. d/b/a Missouri Public Service
1/8/2002	Purchase Power Expense, Fuel	ER2001672/ EC2002265	Rebuttal	UtiliCorp United Inc. d/b/a Missouri Public Service
1/22/2002	Natural Gas Price	ER2001672/ EC2002265	Surrebuttal	UtilCorp United Inc. d/b/a Missouri Public Service
8/16/2002	Rate Base, Plant in Service, Depreciation, Income Statement Adjustment, Income Taxes	ER2002424	Direct	The Empire District Electric Company