

Featured Solutions

Cost-Effective Integrated Service Delivery Over T1 or ATM Networks

High-Density POTS

ISDN Support

Point-to-Point Off Premises Extension (OPX) and LAN Connectivity


Voice and Optional Data Support

Services

ACES (ADTRAN Custom Extended Services)

Total Access 750 Chassis w/ BCU L1

- Cost-effective single T1/FT1 TDM IAD
- Terminates single T1
- Modular chassis supports voice-only or voice and data
- Compact size, 3.5"(h) x 8.5"(w) x 11"(d)
- Requires BCU (L1 or L2) and PSU for operation
- Variety of optional access modules for voice and data deployment
- Wallmount
- Rackmount with 19" or 23" Kit
- DC-powered
- Can be AC-powered with available adapter/battery charger
- Optional rackmount or wallmount battery backup
- Dual Chassis also available



Resources

[Course Description](#)

[FAQ](#)

[Firmware](#)

[Images](#)

[Installation/Maintenance](#)

[Job Aid](#)

[Technical Support Notes](#)

[Visio Objects](#)

Name	Part Number	CLEI Description
Total Access 750 DC Chassis (BCU L1)	4175001L1	Modular Multi-Service Integrated Access Device with T1 interface
Total Access 750 AC Chassis (BCU L1)	4175001L1#AC	
Total Access 750 DC Chassis w/12 FXS (BCU L1)	4175001L3	
Total Access 750 AC Chassis w/12 FXS (BCU L1)	4175001L3#AC	
Total Access 750 DC Chassis w/24 FXS (BCU L1)	4175001L6	
Total Access 750 AC Chassis w/24 FXS (BCU L1)	4175001L6#AC	
Total Access 750 AC Chassis w/24 FXS (BCU L1) & L2 Battery	4175001L6#ACB	
Total Access 750 AC Chassis w/24 FXS (BCU L1) & L1 Battery	4175001L6#ACB1	

Modules, Software and Accessories

[Total Access 750 Access Modules](#)

[Total Access 750 Accessories](#)


[Total Access 750 Chassis and Commons](#)

[Home](#) [Products](#) [Solutions](#) [Service/Support](#) [Training](#) [Where to Buy](#) [Partners](#) [Contact Us](#)[Products](#) > [By Product Name](#) > [Total Access 750](#) > [Total Access 750 Accessories](#) > [Total Access 750/850 AC Power Supply/Battery Charger](#)**Resources**

- [Installation/Maintenance](#)
- [Manual](#)
- [Visio Objects](#)

Total Access 750/850 AC Power Supply/Battery Charger

- Provides an AC power source for DC-powered Total Access chassis
- Charges battery backup system
- Mounts to side of Total Access 750/850 chassis or battery backup system,
- FCC, NEBS Level 3, and dUL 1950 compliant
- Compact with modular connections, status LED, auxiliary ground stud, and user accessible fuse
- Provides uninterrupted power output if battery backup system connected



Name	Part Number	CLEI	Description
Total Access 750/850 AC Power Supply/Battery Charger	1175043L3	SIMPAADARA	Total Access 750/850 Accessories

[Feedback](#) [Trademarks](#) [Privacy Policy](#)

ADTRAN

The Network Access Company

Search:

GO

Advanced Search Search Tips

Login

Home

Products

Solutions

Service/Support

Training

Where to Buy

Partners

Contact Us


Products > By Product Name > Total Access 750 > Total Access 750 Accessories > Total Access 750/850 Battery Backup System (Wallmount)

Resources

- Data Sheet
- Installation/Maintenance
- Job Aid

Total Access 750/850 Battery Backup System (Wallmount)

- Hinged, standalone battery back-up system
- 48 Volt ADTRAN designed battery backup
- Eight hours uptime
- Designed for use with Total Access 612, 616, 624, 750 and 850
- Mounting brackets available (1200626L2) for mounting a Total Access 612, 616, or 624 to this Wallmount Battery Backup System (1175044L2)
- Replacement batteries available (PN: 1975044L1)



Name	Part Number	CLEI	Description
Total Access 750/850 Battery Backup System (Wallmount)	1175044L2	SIMPBBCARA	Total Access 750/850 Accessories

Feedback

Trademarks

Privacy Policy