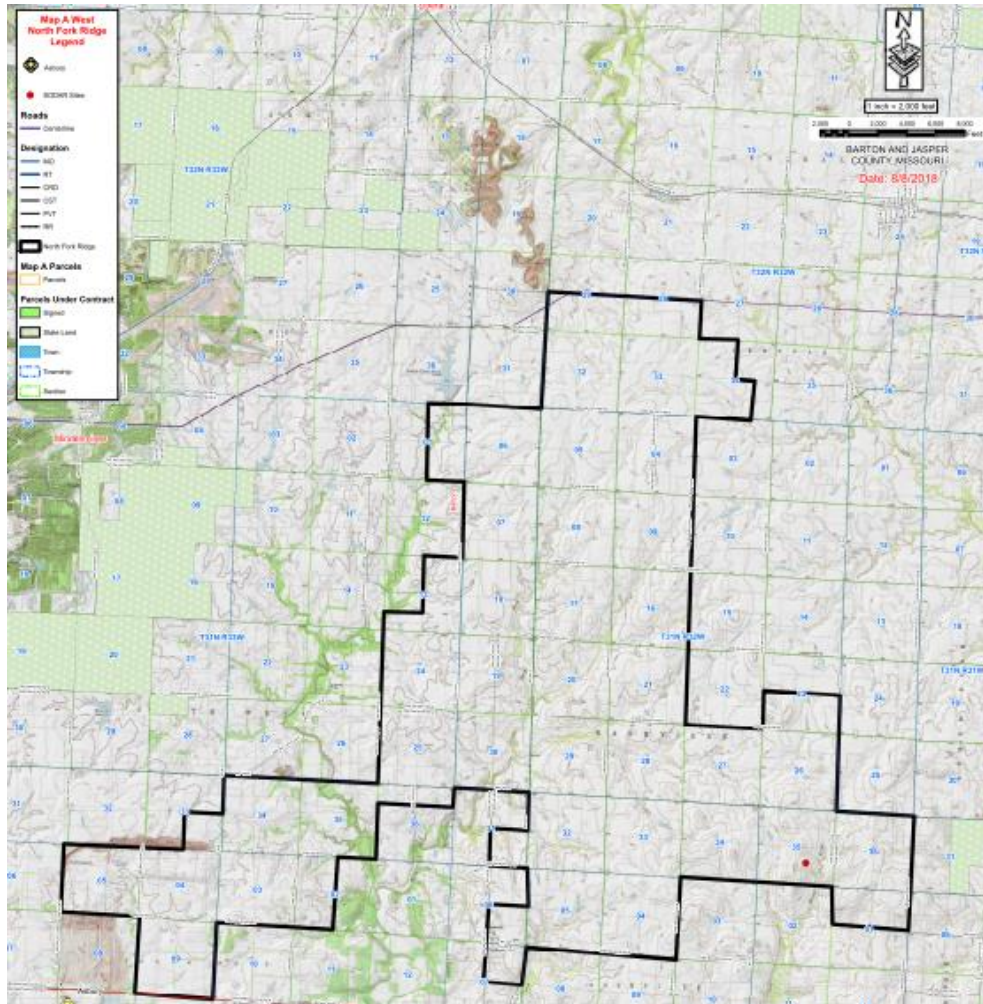


North Fork Ridge Wind Project

Barton and Jasper Counties, Missouri



Project Progress Report No. 5

December 2019

****Indicates Confidential****

HC*Indicates Highly Confidential*HC

*Empire District
602 S. Joplin Ave.
Joplin, MO 64802*

North Fork Ridge Wind Project Project Progress Report No. 5

December 2019

Contents

1.0	Summary	1
2.0	Safety.....	1
3.0	Project Schedule.....	1
4.0	Development Activities	1
5.0	Construction Activities	2
6.0	Project Cost Report	3
7.0	Progress Photos.....	5
	Appendices.....	6

1.0 Summary

The U.S. Army Corps of Engineers (USACE) concluded their consultation with the Osage Nation in December. Conclusion of this process will allow USACE to issue the Section 404 Clean Water Act permit, which is expected to occur in mid-January. With more certainty regarding permit timing, the Project Company issued notice to proceed to the EPC contractor (Mortenson); however, until the 404 permit is issued, Mortenson will work only in areas that are outside of USACE jurisdiction and not of significance to the Osage Nation. Mortenson has mobilized to the project site in December and performed some site preparation activities.

2.0 Safety

There were no safety incidents at the site during the month of December. As headcount and activity on site increases, so will the detail of safety reporting provided in future issues of this report.

3.0 Project Schedule

The Project Company satisfied one of its remaining development milestones when notice to proceed (NTP) was issued to the EPC contractor (Mortenson) in December. The Section 404 Clean Water Act permit has not yet been issued but is expected in early Q1 2020. Once the Section 404 permit has been issued and no longer contributes to ongoing schedule uncertainty, a detailed construction schedule will be provided in future issues of this report.

4.0 Development Activities

Development activities for the period were focused on the Section 404 Clean Water Act permit. As discussed in Progress Report 2, the U.S. Army Corps of Engineers (USACE) is required to consult with a number of Native American Nations before issuing the Section 404 CWA permit. This consultation process continued in December, as USACE and the Osage Nation scheduled a meeting early in the month. That meeting did not take place however, as the Osage canceled shortly before it was scheduled to occur. The USACE deemed that sufficient opportunity for consultation had been afforded to the Osage, and issued a letter concluding the consultation process. With that process complete, the Project Company anticipates permit preparation will begin when USACE personnel return from their holiday break and that the Section 404 permit will be issued in mid-January. The Project Company began implementation of the Monitoring and Inadvertent Discovery (MID) plan on December 17 with training of Mortenson project management and field personnel. The purpose of the MID plan is to address the discovery of unanticipated cultural items.

The Project Company's initial payment to Empire under the Interim Generator Interconnection Agreement was received in December. This is payment for construction of the point of interconnection and network upgrades at the Asbury Plant substation.

5.0 Construction Activities

Engineering on the project wrapped up on the project in December with the IFC issue of the substation designs on December 16.

With notice to proceed issued to Mortenson, construction activities commenced. Mortenson mobilized to the site on December 16, and received training on the MID plan on December 17. Mortenson began site preparation activities at the laydown yard and substation site, including installation of erosion controls, tree clearing and topsoil stripping.

According to the latest progress reports provided by Siemens, final assembly of the main power transformer will be completed on January 3, and acceptance testing will begin the following Monday, January 6. Empire has arranged for Burns & McDonnell to witness factory acceptance testing in Mexico. Delivery to the project site is currently scheduled for March 2. There have been no manufacturing issues reported to date.

6.0 Project Cost Report

Expenditures during November totaled ** _____ **. Project expenditures to date are ** _____ ** of the total budgeted expenditure of ** _____ **. The increase in spending in November over previous months is due to an accrual for significant work completed by Burns & McDonnell on the construction of the point of interconnection upgrades at the Asbury Plant substation. An initial payment for this work was received from the Project Company in December and will be reflected in the next project cost report. There have been no increases to the anticipated total capital expense at completion. See the next page for a report detailing expenses by budget category.

7.0 Progress Photos

No photographs to share at this time.

Appendices



Stantec Consulting Services Inc.
6800 College Boulevard, Overland Park KS 66211

January 3, 2020

Mr. Drew Landoll, P.E.
Senior Manager of Strategic Projects
Empire District – Liberty Utilities Central
602 S. Joplin Ave.
Joplin, MO 64801

Reference: Progress Report for Empire District – Liberty Utilities Central – Kings Point and North Fork Ridge Wind Projects. Reporting Period: December 2019

Dear Mr. Landoll:

Stantec Consulting Services, Inc. (Stantec) is working towards the completion of the requested Purchase Orders (PO # 159276) pertaining to the Kings Point Wind Project (Kings Point) and the North Fork Ridge Wind Project (North Fork Ridge) for Empire District – Liberty Utilities Central. This letter outlines the work performed for the approved tasks in December 2019 and activities anticipated in January 2020.

NORTH FORK RIDGE (NFR) TASKS

Task 201 – NFR Project Management

A summary for Task 201 is provided below:

- December Charges - \$4,784
- \$30,000 Approved Budget
- \$30,900 Cost-to-Date
- Change Order will be required for overage
- December Activities
 - Conference calls
 - Emails
 - Internal and external meetings
- Upcoming January Activities
 - Conference calls
 - Emails
 - Internal and external meetings



January 3, 2020
Page 2 of 17

Reference: Progress Report for Empire District – Liberty Utilities Central – Kings Point and North Fork Ridge Wind Projects, Reporting Period: December 2019

Task 202 – NFR Eagle Use Survey

A summary for Task 202 is provided below:

- December Charges - \$0
- \$58,500 Approved Budget
- \$36,885 Cost-to-Date
- December Activity
 - None; surveys complete
- Upcoming January Activities
 - Finalize cumulative report

Task 203 – NFR Aerial Nest Survey

A summary for Task 203 is provided below:

- December Charges - \$0
- \$45,000 Approved Budget
- \$35,084 Cost-to-Date
- December Activity
 - None; task complete
- Upcoming January Activities
 - None

Task 204 – NFR Avian Migration Survey

A summary for Task 204 is provided below:

- December Charges - \$0
- \$20,000 Approved Budget
- \$17,312 Cost-to-Date
- December Activity
 - None; task complete
- Upcoming January Activities
 - None



January 3, 2020

Page 3 of 17

Reference: Progress Report for Empire District – Liberty Utilities Central – Kings Point and North Fork Ridge Wind Projects, Reporting Period: December 2019

Task 205 – NFR Raptor Migration Surveys

A summary for Task 205 is provided below:

- December Charges - \$0
- \$14,000 Approved Budget
- \$8,126 Cost-to-Date
- December Activity
 - None; task complete
- Upcoming January Activities
 - None

Task 206 – NFR Long-Term Acoustic Bat Monitoring (Met Towers)

A summary for Task 206 is provided below:

- December Charges - \$1,095
- \$43,800 Approved Budget
- \$33,715 Cost-to-Date
- December Activities
 - Data card downloads
 - Data management
 - Removal of field equipment
- Upcoming January Activities
 - Data management
 - Report writing

Task 207 – NFR Bat Presence/Absence Surveys (Mist-netting and Telemetry)

A summary for Task 207 is provided below:

- December Charges - \$1,037
- \$146,949 Approved Budget
- \$131,587 Cost-to-Date
- December Activity
 - Report writing



January 3, 2020

Page 4 of 17

Reference: Progress Report for Empire District – Liberty Utilities Central – Kings Point and North Fork Ridge Wind Projects, Reporting Period: December 2019

- Subcontractor management
- Upcoming January Activity
 - Finalize reports

Task 208 – NFR Gray Bat Migration Survey (Ground-Based Acoustic Bat Surveys)

A summary for Task 208 is provided below:

- December Charges - \$2,147
- \$30,900 Approved Budget
- \$16,540 Cost-to-Date
- December Activities
 - Detector monitoring
 - Data management
 - Demobilization of detectors
- Upcoming January Activities
 - Data management
 - Report Writing

Task 209 – NFR Habitat Conservation Plan

A summary for Task 209 is provided below:

- December Charges - \$1,128
- \$97,700 Approved Budget
- \$80,816 Cost-to-Date
- December Activities
 - Draft report updates
 - Report research
 - Agency Coordination
- Upcoming January Activity
 - Address USFWS comments to the draft template



January 3, 2020

Page 5 of 17

Reference: Progress Report for Empire District – Liberty Utilities Central – Kings Point and North Fork Ridge Wind Projects, Reporting Period: December 2019

Task 210 – NFR Eagle Conservation Plan

A summary for Task 210 is provided below:

- December Charges - \$0
- \$53,700 Approved Budget
- \$42,027 Cost-to-Date
- December Activities
 - None
- Upcoming January Activities
 - Send final draft of ECP to USFWS (Empire action item)
 - Submit eagle take permit application (Empire action item)

Task 211 – NFR Bird and Bat Conservation Strategy

A summary for Task 211 is provided below:

- December Charges - \$715
- \$40,300 Approved Budget
- \$25,269 Cost-to-Date
- December Activity
 - Writing draft template report
- Upcoming January Activity
 - Writing draft template report

Task 212 – NFR National Environmental Policy Act (NEPA)

A summary for Task 212 is provided below:

- December Charges - \$0
- \$84,900 Approved Budget
- \$0 Cost-to-Date
- December Activity
 - None; task closed
- Upcoming January Activity
 - None; task closed



January 3, 2020

Page 6 of 17

Reference: Progress Report for Empire District – Liberty Utilities Central – Kings Point and North Fork Ridge Wind Projects, Reporting Period: December 2019

Task 213 – NFR REA Acoustic Bat Analysis

A summary for Task 213 is provided below:

- December Charges - \$4,832
- \$58,900 Approved Budget
- \$53,263 Cost-to-Date
- December Activity
 - Data management
 - Report writing
- Upcoming January Activity
 - Report writing
 - Send report to Empire for review
 - Address Empire comments

Task 214 – NFR Additional Cultural Surveys

A summary for Task 214 is provided below:

- Task is closed and no charges are expected
- Task will be opened under a different PO and project number

KINGS POINT (KP) TASKS

Task 301 – KP Project Management

A summary for Task 301 is provided below:

- December Charges - \$6,624
- \$30,000 Approved Budget
- \$25,478 Cost-to-Date
- December Activities
 - Conference calls
 - Emails
 - Various project management duties



January 3, 2020
Page 7 of 17

Reference: Progress Report for Empire District – Liberty Utilities Central – Kings Point and North Fork Ridge Wind Projects, Reporting Period: December 2019

- Upcoming January Activities
 - Conference calls
 - Emails
 - Internal and external meetings

Task 302 – KP Eagle Use Survey

A summary for Task 302 is provided below:

- December Charges - \$0
- \$73,700 Approved Budget
- \$48,891 Cost-to-Date
- December Activity
 - None; task is complete
- Upcoming January Activities
 - None

Task 303 – KP Aerial Nest Survey

A summary for Task 303 is provided below:

- December Charges - \$0
- \$51,300 Approved Budget
- \$42,146 Cost-to-Date
- December Activity
 - None; task complete
- Upcoming January Activities
 - None

Task 304 – KP Avian Migration Survey

A summary for Task 304 is provided below:

- December Charges - \$0
- \$20,000 Approved Budget
- \$16,031 Cost-to-Date



January 3, 2020
Page 8 of 17

Reference: Progress Report for Empire District – Liberty Utilities Central – Kings Point and North Fork Ridge Wind Projects, Reporting Period: December 2019

- December Activity
 - None; task complete
- Upcoming January Activities
 - None

Task 305 – KP Raptor Migration Surveys

A summary for Task 305 is provided below:

- December Charges - \$0
- \$14,000 Approved Budget
- \$12,742 Cost-to-Date
- December Activity
 - None; task complete
- Upcoming January Activities
 - None

Task 306 – KP Long-Term Acoustic Bat Monitoring (Met Towers)

A summary for Task 306 is provided below:

- December Charges - \$4,016
- \$52,100 Approved Budget
- \$35,445 Cost-to-Date
- December Activities
 - Data card downloads
 - Data management
 - Removal of field equipment
- Upcoming January Activities
 - Data management
 - Report writing



January 3, 2020

Page 9 of 17

Reference: Progress Report for Empire District – Liberty Utilities Central – Kings Point and North Fork Ridge Wind Projects, Reporting Period: December 2019

Task 307 – KP Bat Presence/Absence Surveys (Mist-netting and Telemetry)

A summary for Task 307 is provided below:

- December Charges - \$982
- \$151,086 Approved Budget
- \$120,647 Cost-to-Date
- December Activity
 - Report writing
 - Subcontractor management
- Upcoming January Activity
 - Finalize report

Task 308 – KP Gray Bat Migration Survey (Ground-Based Acoustic Bat Surveys)

A summary for Task 308 is provided below:

- December Charges - \$83
- \$24,000 Approved Budget
- \$15,697 Cost-to-Date
- December Activities
 - Data management
- Upcoming January Activities
 - Data management
 - Report writing

Task 309 – KP Habitat Conservation Plan

A summary for Task 309 is provided below:

- December Charges - \$854
- \$97,700 Approved Budget
- \$70,015 Cost-to-Date
- December Activity
 - Address Empire comments
 - Send draft to the USFWS for review



January 3, 2020

Page 10 of 17

Reference: Progress Report for Empire District – Liberty Utilities Central – Kings Point and North Fork Ridge Wind Projects, Reporting Period: December 2019

- Upcoming January Activity
 - Address USFWS comments to the draft

Task 310 – KP Eagle Conservation Plan

A summary for Task 310 is provided below:

- December Charges - \$920
- \$53,700 Approved Budget
- \$39,659 Cost-to-Date
- December Activities
 - Task management
 - Task communication (emails and phone calls)
 - Send final draft of ECP to Empire
- Upcoming January Activities
 - Send final draft of ECP to USFWS (Empire action item)
 - Submit eagle take permit application (Empire action item)

Task 311 – KP Bird and Bat Conservation Strategy

A summary for Task 311 is provided below:

- December Charges - \$630
- \$40,300 Approved Budget
- \$36,840 Cost-to-Date
- December Activity
 - Writing draft template report
- Upcoming January Activity
 - Writing draft template report

Task 312 – KP National Environmental Policy Act (NEPA)

A summary for Task 312 is provided below:

- December Charges - \$0
- \$84,900 Approved Budget



January 3, 2020

Page 11 of 17

Reference: Progress Report for Empire District – Liberty Utilities Central – Kings Point and North Fork Ridge Wind Projects, Reporting Period: December 2019

- \$0 Cost-to-Date
- December Activity
 - Task closed
- Upcoming January Activity
 - Task closed

Task 313 – KP REA Acoustic Bat Analysis

A summary for Task 313 is provided below:

- December Charges - \$4,878
- \$58,900 Approved Budget
- \$52,221 Cost-to-Date
- December Activity
 - Data management
 - Report writing
- Upcoming January Activity
 - Report writing
 - Send report to Empire for review
 - Address Empire comments

Task 314 – KP Additional Cultural Surveys

A summary for Task 314 is provided below:

- Task is closed and no charges are expected
- Task will be reopened under a different PO and project number

The December invoice to Empire District for Kings Point and North Fork Ridge is expected to be approximately \$34,000 which will be provided in January 2019. The January invoice is expected to be approximately \$40,000. All work is authorized by PO 159276. Detailed project financial information can be found in Attachment A.



January 3, 2020
Page 12 of 17

**Reference: Progress Report for Empire District – Liberty Utilities Central – Kings Point and North Fork Ridge
Wind Projects, Reporting Period: December 2019**

We appreciate the opportunity to work with Empire District – Liberty Utilities Central on these projects. If you have any questions or comments, please do not hesitate to contact me at (913) 202-6872 or ryan.hrabe@stantec.com.

Sincerely,

STANTEC CONSULTING SERVICES INC.

Ryan Hrabe
Project Manager

ATTACHMENT A

Project Name	Task Number	Task Name	Resource Category	Gross Revenue Budget	Billed To Date Budget	Billed Revenue To Date	% Billed To Date Budget	Billable Budget Remaining	WIP ¹	Revenue Budget Remaining	% Budget Consumed	\$ Budget Consumed
Empire 2019 Kings/North	200	North Fork	Direct Expenses	0.00	0.00	0.00	0%	0.00	0.00	0.00	0%	0.00
Empire 2019 Kings/North	200	North Fork	Subconsultants	0.00	0.00	0.00	0%	0.00	0.00	0.00	0%	0.00
	Total for Task:	200		0.00	0.00	0.00	0%	0.00	0.00	0.00	0%	0.00
Empire 2019 Kings/North	201	NFR Project Mgmt	Direct Expenses	1,272.00	270.83	270.83	21%	1,001.17	0.00	1,001.17	21%	270.83
Empire 2019 Kings/North	201	NFR Project Mgmt	Direct Labor	28,728.00	25,846.00	25,846.00	90%	2,882.00	4,784.00	(1,902.00)	107%	30,630.00
	Total for Task:	201		30,000.00	26,116.83	26,116.83	87%	3,883.17	4,784.00	(900.83)	103%	30,900.83
Empire 2019 Kings/North	202	NFR Eagle Use Surv	Direct Expenses	9,580.00	2,042.12	2,042.12	21%	7,537.88	0.00	7,537.88	21%	2,042.12
Empire 2019 Kings/North	202	NFR Eagle Use Surv	Direct Labor	48,920.00	34,842.25	34,842.25	71%	14,077.75	0.00	14,077.75	71%	34,842.25
	Total for Task:	202		58,500.00	36,884.37	36,884.37	63%	21,615.63	0.00	21,615.63	63%	36,884.37
Empire 2019 Kings/North	203	NFR Aerial Nest Surv	Direct Expenses	19,762.00	14,079.36	14,079.36	71%	5,682.64	0.00	5,682.64	71%	14,079.36
Empire 2019 Kings/North	203	NFR Aerial Nest Surv	Direct Labor	25,238.00	21,004.75	21,004.75	83%	4,233.25	0.00	4,233.25	83%	21,004.75
Empire 2019 Kings/North	203	NFR Aerial Nest Surv	Subconsultants	0.00	0.00	0.00	0%	0.00	0.00	0.00	0%	0.00
	Total for Task:	203		45,000.00	35,084.11	35,084.11	78%	9,915.89	0.00	9,915.89	78%	35,084.11
Empire 2019 Kings/North	204	NFR Avian Migration	Direct Expenses	3,472.00	1,261.54	1,261.54	36%	2,210.46	0.00	2,210.46	36%	1,261.54
Empire 2019 Kings/North	204	NFR Avian Migration	Direct Labor	16,528.00	16,050.50	16,050.50	97%	477.50	0.00	477.50	97%	16,050.50
	Total for Task:	204		20,000.00	17,312.04	17,312.04	87%	2,687.96	0.00	2,687.96	87%	17,312.04
Empire 2019 Kings/North	205	NFR Raptor Migration	Direct Labor	14,000.00	8,126.00	8,126.00	58%	5,874.00	0.00	5,874.00	58%	8,126.00
	Total for Task:	205		14,000.00	8,126.00	8,126.00	58%	5,874.00	0.00	5,874.00	58%	8,126.00
Empire 2019 Kings/North	206	NFR Bat Acoustic	Direct Expenses	7,795.00	4,269.87	4,269.87	55%	3,525.13	82.44	3,442.69	56%	4,352.31
Empire 2019 Kings/North	206	NFR Bat Acoustic	Direct Labor	36,005.00	28,350.50	28,350.50	79%	7,654.50	1,012.75	6,641.75	82%	29,363.25
	Total for Task:	206		43,800.00	32,620.37	32,620.37	74%	11,179.63	1,095.19	10,084.44	77%	33,715.56
Empire 2019 Kings/North	207	NFR Bat Surveys	Direct Expenses	9,283.34	7,491.07	7,491.07	81%	1,792.27	0.00	1,792.27	81%	7,491.07
Empire 2019 Kings/North	207	NFR Bat Surveys	Direct Labor	82,294.50	67,688.50	67,688.50	82%	14,606.00	1,036.50	13,569.50	84%	68,725.00
Empire 2019 Kings/North	207	NFR Bat Surveys	Subconsultants	55,371.16	55,371.16	55,371.16	100%	0.00	0.00	0.00	100%	55,371.16
	Total for Task:	207		146,949.00	130,550.73	130,550.73	89%	16,398.27	1,036.50	15,361.77	90%	131,587.23
Empire 2019 Kings/North	208	NFR Gray Bat Migra	Direct Expenses	1,800.00	560.92	560.92	31%	1,239.08	36.74	1,202.34	33%	597.66
Empire 2019 Kings/North	208	NFR Gray Bat Migra	Direct Labor	19,100.00	13,832.50	13,832.50	72%	5,267.50	2,110.00	3,157.50	83%	15,942.50
	Total for Task:	208		20,900.00	14,393.42	14,393.42	69%	6,506.58	2,146.74	4,359.84	79%	16,540.16

Project Name	Task Number	Task Name	Resource Category	Gross Revenue Budget	Billed To Date Budget	Billed Revenue To Date	% Billed To Date Budget	Billable Budget Remaining	WIP ¹	Revenue Budget Remaining	% Budget Consumed	\$ Budget Consumed
Empire 2019 Kings/North	209	NFR HCP	Direct Expenses	700.00	195.74	195.74	28%	504.26	0.00	504.26	28%	195.74
Empire 2019 Kings/North	209	NFR HCP	Direct Labor	97,000.00	79,492.00	79,492.00	82%	17,508.00	1,128.00	16,380.00	83%	80,620.00
	Total for Task:	209		97,700.00	79,687.74	79,687.74	82%	18,012.26	1,128.00	16,884.26	83%	80,815.74
Empire 2019 Kings/North	210	NFR ECP	Direct Labor	53,700.00	42,027.75	42,027.75	78%	11,672.25	0.00	11,672.25	78%	42,027.75
	Total for Task:	210		53,700.00	42,027.75	42,027.75	78%	11,672.25	0.00	11,672.25	78%	42,027.75
Empire 2019 Kings/North	211	NFR BBCS	Direct Labor	40,300.00	24,553.75	24,553.75	61%	15,746.25	715.00	15,031.25	63%	25,268.75
	Total for Task:	211		40,300.00	24,553.75	24,553.75	61%	15,746.25	715.00	15,031.25	63%	25,268.75
Empire 2019 Kings/North	212	NFR NEPA	Direct Labor	84,900.00	0.00	0.00	0%	84,900.00	0.00	84,900.00	0%	0.00
	Total for Task:	212		84,900.00	0.00	0.00	0%	84,900.00	0.00	84,900.00	0%	0.00
Empire 2019 Kings/North	213	NFR REA Acoustic Bat	Direct Expenses	13,386.00	12,782.55	12,782.55	95%	603.45	0.00	603.45	95%	12,782.55
Empire 2019 Kings/North	213	NFR REA Acoustic Bat	Direct Labor	45,514.00	35,657.00	35,657.00	78%	9,857.00	4,823.00	5,034.00	89%	40,480.00
	Total for Task:	213		58,900.00	48,439.55	48,439.55	82%	10,460.45	4,823.00	5,637.45	90%	53,262.55
Empire 2019 Kings/North	214	NFR Addtl Cultural S	Direct Expenses	0.00	0.00	0.00	0%	0.00	0.00	0.00	0%	0.00
Empire 2019 Kings/North	214	NFR Addtl Cultural S	Direct Labor	0.00	0.00	0.00	0%	0.00	0.00	0.00	0%	0.00
	Total for Task:	214		0.00	0.00	0.00	0%	0.00	0.00	0.00	0%	0.00
Empire 2019 Kings/North	300	Kings Point Wind	Direct Expenses	0.00	0.00	0.00	0%	0.00	0.00	0.00	0%	0.00
Empire 2019 Kings/North	300	Kings Point Wind	Subconsultants	0.00	0.00	0.00	0%	0.00	0.00	0.00	0%	0.00
	Total for Task:	300		0.00	0.00	0.00	0%	0.00	0.00	0.00	0%	0.00
Empire 2019 Kings/North	301	KP Project Managemen	Direct Expenses	1,272.00	648.71	648.71	51%	623.29	0.00	623.29	51%	648.71
Empire 2019 Kings/North	301	KP Project Managemen	Direct Labor	28,728.00	18,205.50	18,205.50	63%	10,522.50	6,624.00	3,898.50	86%	24,829.50
	Total for Task:	301		30,000.00	18,854.21	18,854.21	63%	11,145.79	6,624.00	4,521.79	85%	25,478.21
Empire 2019 Kings/North	302	KP Eagle Use Sur	Direct Expenses	11,348.00	2,342.01	2,342.01	21%	9,005.99	0.00	9,005.99	21%	2,342.01
Empire 2019 Kings/North	302	KP Eagle Use Sur	Direct Labor	62,352.00	46,548.50	46,548.50	75%	15,803.50	0.00	15,803.50	75%	46,548.50
	Total for Task:	302		73,700.00	48,890.51	48,890.51	66%	24,809.49	0.00	24,809.49	66%	48,890.51
Empire 2019 Kings/North	303	KP Aerial Nest Surv	Direct Expenses	25,154.00	18,087.75	18,087.75	72%	7,066.25	0.00	7,066.25	72%	18,087.75
Empire 2019 Kings/North	303	KP Aerial Nest Surv	Direct Labor	26,146.00	24,058.50	24,058.50	92%	2,087.50	0.00	2,087.50	92%	24,058.50
Empire 2019 Kings/North	303	KP Aerial Nest Surv	Subconsultants	0.00	0.00	0.00	0%	0.00	0.00	0.00	0%	0.00
	Total for Task:	303		51,300.00	42,146.25	42,146.25	82%	9,153.75	0.00	9,153.75	82%	42,146.25

Project Name	Task Number	Task Name	Resource Category	Gross Revenue Budget	Billed To Date Budget	Billed Revenue To Date	% Billed To Date Budget	Billable Budget Remaining	WIP ¹	Revenue Budget Remaining	% Budget Consumed	\$ Budget Consumed
Empire 2019 Kings/North	304	KP Avian Migration	Direct Expenses	3,472.00	1,269.06	1,269.06	37%	2,202.94	0.00	2,202.94	37%	1,269.06
Empire 2019 Kings/North	304	KP Avian Migration	Direct Labor	16,528.00	14,761.75	14,761.75	89%	1,766.25	0.00	1,766.25	89%	14,761.75
	Total for Task:	304		20,000.00	16,030.81	16,030.81	80%	3,969.19	0.00	3,969.19	80%	16,030.81
Empire 2019 Kings/North	305	KP Raptor Migration	Direct Labor	14,000.00	12,741.75	12,741.75	91%	1,258.25	0.00	1,258.25	91%	12,741.75
	Total for Task:	305		14,000.00	12,741.75	12,741.75	91%	1,258.25	0.00	1,258.25	91%	12,741.75
Empire 2019 Kings/North	306	KP Bat Acoustic Met	Direct Expenses	7,795.00	5,209.05	5,209.05	67%	2,585.95	85.57	2,500.38	68%	5,294.62
Empire 2019 Kings/North	306	KP Bat Acoustic Met	Direct Labor	44,305.00	26,219.75	26,219.75	59%	18,085.25	3,930.75	14,154.50	68%	30,150.50
	Total for Task:	306		52,100.00	31,428.80	31,428.80	60%	20,671.20	4,016.32	16,654.88	68%	35,445.12
Empire 2019 Kings/North	307	KP Bat Surveys	Direct Expenses	4,568.84	4,568.84	4,568.84	100%	0.00	0.00	0.00	100%	4,568.84
Empire 2019 Kings/North	307	KP Bat Surveys	Direct Labor	86,412.52	54,849.75	54,849.75	63%	31,562.77	981.50	30,581.27	65%	55,831.25
Empire 2019 Kings/North	307	KP Bat Surveys	Subconsultants	60,246.64	60,246.64	60,246.64	100%	0.00	0.00	0.00	100%	60,246.64
	Total for Task:	307		151,228.00	119,665.23	119,665.23	79%	31,562.77	981.50	30,581.27	80%	120,646.73
Empire 2019 Kings/North	308	KP Gray Bat Migratio	Direct Expenses	2,000.00	929.44	929.44	46%	1,070.56	0.00	1,070.56	46%	929.44
Empire 2019 Kings/North	308	KP Gray Bat Migratio	Direct Labor	22,000.00	14,685.75	14,685.75	67%	7,314.25	82.50	7,231.75	67%	14,768.25
	Total for Task:	308		24,000.00	15,615.19	15,615.19	65%	8,384.81	82.50	8,302.31	65%	15,697.69
Empire 2019 Kings/North	309	KP HCP	Direct Expenses	1,000.00	632.90	632.90	63%	367.10	0.00	367.10	63%	632.90
Empire 2019 Kings/North	309	KP HCP	Direct Labor	96,700.00	68,528.50	68,528.50	71%	28,171.50	854.00	27,317.50	72%	69,382.50
	Total for Task:	309		97,700.00	69,161.40	69,161.40	71%	28,538.60	854.00	27,684.60	72%	70,015.40
Empire 2019 Kings/North	310	KP ECP	Direct Expenses	1,000.00	556.06	556.06	56%	443.94	0.00	443.94	56%	556.06
Empire 2019 Kings/North	310	KP ECP	Direct Labor	52,700.00	40,022.50	40,022.50	76%	12,677.50	0.00	12,677.50	76%	40,022.50
	Total for Task:	310		53,700.00	40,578.56	40,578.56	76%	13,121.44	0.00	13,121.44	76%	40,578.56
Empire 2019 Kings/North	311	KP BBCS	Direct Labor	40,300.00	36,210.00	36,210.00	90%	4,090.00	630.00	3,460.00	91%	36,840.00
	Total for Task:	311		40,300.00	36,210.00	36,210.00	90%	4,090.00	630.00	3,460.00	91%	36,840.00
Empire 2019 Kings/North	312	KP NEPA	Direct Labor	84,900.00	0.00	0.00	0%	84,900.00	0.00	84,900.00	0%	0.00
	Total for Task:	312		84,900.00	0.00	0.00	0%	84,900.00	0.00	84,900.00	0%	0.00
Empire 2019 Kings/North	313	KP REA Acoustic Bat	Direct Expenses	12,386.00	11,714.58	11,714.58	95%	671.42	0.00	671.42	95%	11,714.58
Empire 2019 Kings/North	313	KP REA Acoustic Bat	Direct Labor	46,514.00	35,629.00	35,629.00	77%	10,885.00	4,878.00	6,007.00	87%	40,507.00
	Total for Task:	313		58,900.00	47,343.58	47,343.58	80%	11,556.42	4,878.00	6,678.42	89%	52,221.58

Project Name	Task Number	Task Name	Resource Category	Gross Revenue Budget	Billed To Date Budget	Billed Revenue To Date	% Billed To Date Budget	Billable Budget Remaining	WIP ¹	Revenue Budget Remaining	% Budget Consumed	\$ Budget Consumed
Empire 2019 Kings/North	314	KP AdditiCultural Su	Direct Expenses	0.00	0.00	0.00	0%	0.00	30.00	(30.00)	0%	30.00
Empire 2019 Kings/North	314	KP AdditiCultural Su	Direct Labor	0.00	0.00	0.00	0%	0.00	0.00	0.00	0%	0.00
	Total for Task:	314		0.00	0.00	0.00	0%	0.00	30.00	(30.00)	0%	30.00
Empire 2019 Kings/North	9909	Direct ARC Charges	Direct Expenses	0.00	0.00	0.00	0%	N/A	222.06	N/A	0%	222.06
	Total for Task:	9909		0.00	0.00	0.00	0%	0.00	222.06	0.00	0%	222.06
Empire District Electric Co. - Liberty Utilities			Total for Project: 193706599		994,462.95	994,462.95	68%	472,014.05	34,046.81	438,189.30	70%	1,028,509.76

¹WIP = Work in Progress (Unbilled)

Progress Report – CW 48 (Nov 28, 2019)

Project Name:	North Fork Ridge
Customer:	Liberty Utilities
Purchase Order:	462555
Type:	Power Transformer
Capacity, Ratings:	161-34.5 kV, 99/132/165 MVA
STM number:	1525.01


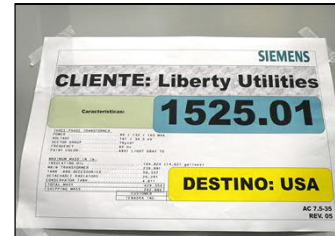
Current Stage:	Final Assembly will finish on Dec 20th, 2019
Next Stage:	FAT will start on Jan 02nd, 2020

Stages:	Advance
• Winding Insulation	100%
• Winding	100%
• Core Building	100%
• Winding Assembly	100%
• Core & Coil Assembly	100%
• Vapor Phase	100%
• Tanking	100%
• Final Assembly	60%
• FAT	0%
• Preparation for Shipment	0%
• Transportation to jobsite	0%

Unrestricted/Internal © Siemens AG 2018


SIEMENS
Ingenuity for life

Current Stage: Final Assembly (60 % advance)



Melissa Peinado. / GP TP NSW MPT STM

Current Stage: Final Assembly (60 % advance)



Progress Report – CW 49 (Dec 06, 2019)

Project Name:	North Fork Ridge
Customer:	Liberty Utilities
Purchase Order:	462555
Type:	Power Transformer
Capacity, Ratings:	161-34.5 kV, 99/132/165 MVA
STM number:	1525.01

Current Stage:	Final Assembly will finish on Dec 20th, 2019
Next Stage:	FAT will start on Jan 06th, 2020

Stages:	Advance
• Winding Insulation	100%
• Winding	100%
• Core Building	100%
• Winding Assembly	100%
• Core & Coil Assembly	100%
• Vapor Phase	100%
• Tanking	100%
• Final Assembly	69%
• FAT	0%
• Preparation for Shipment	0%
• Transportation to jobsite	0%

Unrestricted/Internal © Siemens AG 2018

SIEMENS
Ingenuity for life

Current Stage: Final Assembly (69 % advance)



Current Stage: Final Assembly (69 % advance)



Progress Report – CW 50 (Dec 13, 2019)

Project Name:	North Fork Ridge
Customer:	Liberty Utilities
Purchase Order:	462555
Type:	Power Transformer
Capacity, Ratings:	161-34.5 kV, 99/132/165 MVA
STM number:	1525.01

Current Stage:	Final Assembly will finish on Jan 03th, 2020
Next Stage:	FAT will start on Jan 06th, 2020

Stages:	Advance
• Winding Insulation	100%
• Winding	100%
• Core Building	100%
• Winding Assembly	100%
• Core & Coil Assembly	100%
• Vapor Phase	100%
• Tanking	100%
• Final Assembly	80%
• FAT	0%
• Preparation for Shipment	0%
• Transportation to jobsite	0%

Unrestricted/Internal © Siemens AG 2018

SIEMENS
Ingenuity for life

Current Stage: Final Assembly (80 % advance)



Current Stage: Final Assembly (80 % advance)



Progress Report – CW 51 (Dec 19, 2019)

Project Name:	North Fork Ridge
Customer:	Liberty Utilities
Purchase Order:	462555
Type:	Power Transformer
Capacity, Ratings:	161-34.5 kV, 99/132/165 MVA
STM number:	1525.01

Current Stage:	Final Assembly will finish on Jan 03th, 2020
Next Stage:	FAT will start on Jan 06th, 2020

Stages:	Advance
• Winding Insulation	100%
• Winding	100%
• Core Building	100%
• Winding Assembly	100%
• Core & Coil Assembly	100%
• Vapor Phase	100%
• Tanking	100%
• Final Assembly	88%
• FAT	0%
• Preparation for Shipment	0%
• Transportation to jobsite	0%

Unrestricted/Internal © Siemens AG 2018

SIEMENS
Ingenuity for life

Current Stage: Final Assembly (88% advance)



Current Stage: Final Assembly (88% advance)

