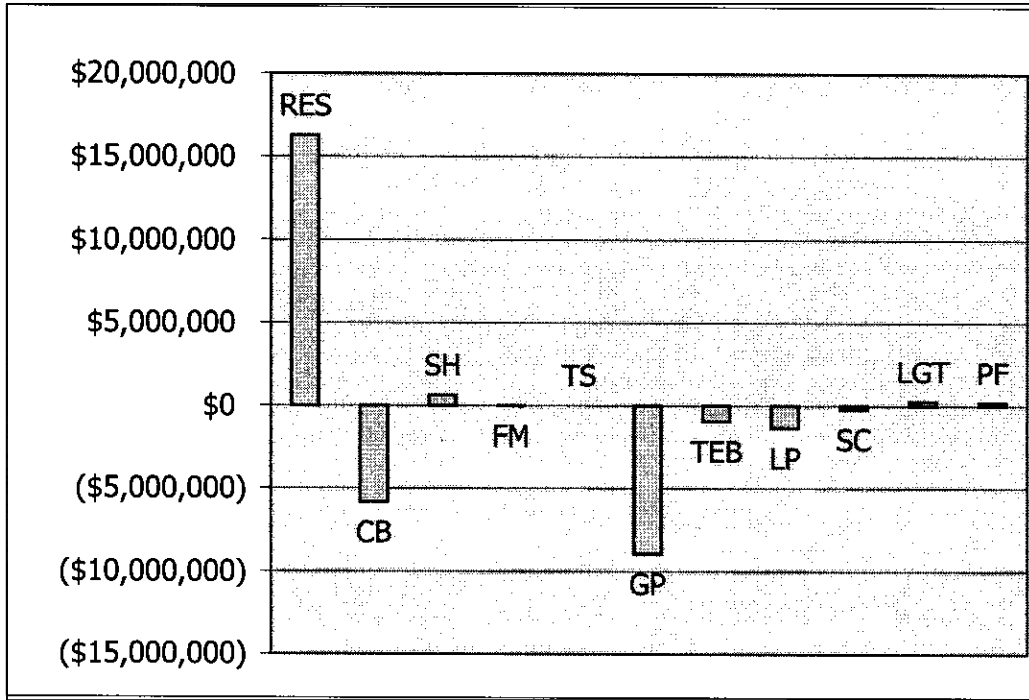


**THE EMPIRE DISTRICT ELECTRIC COMPANY CASE NO. ER-2002-424  
COMPARISON OF CLASS COST-OF-SERVICE RESULTS**

**REVENUE SHIFTS REQUIRED BEFORE ANY INCREASE IN OVERALL REVENUES**

**EDE CLASS COST-OF-SERVICE STUDY**

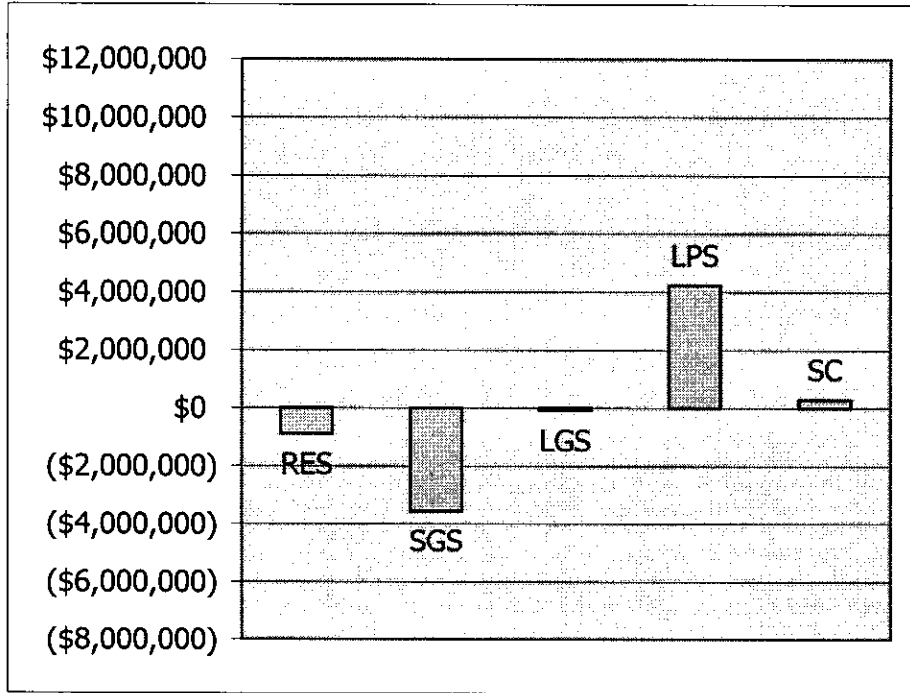


RES	CB	SH	FM	TS	
\$16,273,863	(\$5,831,112)	\$614,743	(\$29,416)	(\$13,166)	
GP	TEB	LP	SC	LGT	PF
(\$8,937,377)	(\$920,142)	(\$1,353,139)	(\$218,923)	\$249,965	\$164,704

**THE EMPIRE DISTRICT ELECTRIC COMPANY CASE NO. ER-2002-424  
COMPARISON OF CLASS COST-OF-SERVICE RESULTS**

**REVENUE SHIFTS REQUIRED BEFORE ANY INCREASE IN OVERALL REVENUES**

**STAFF CLASS COST-OF-SERVICE STUDY**

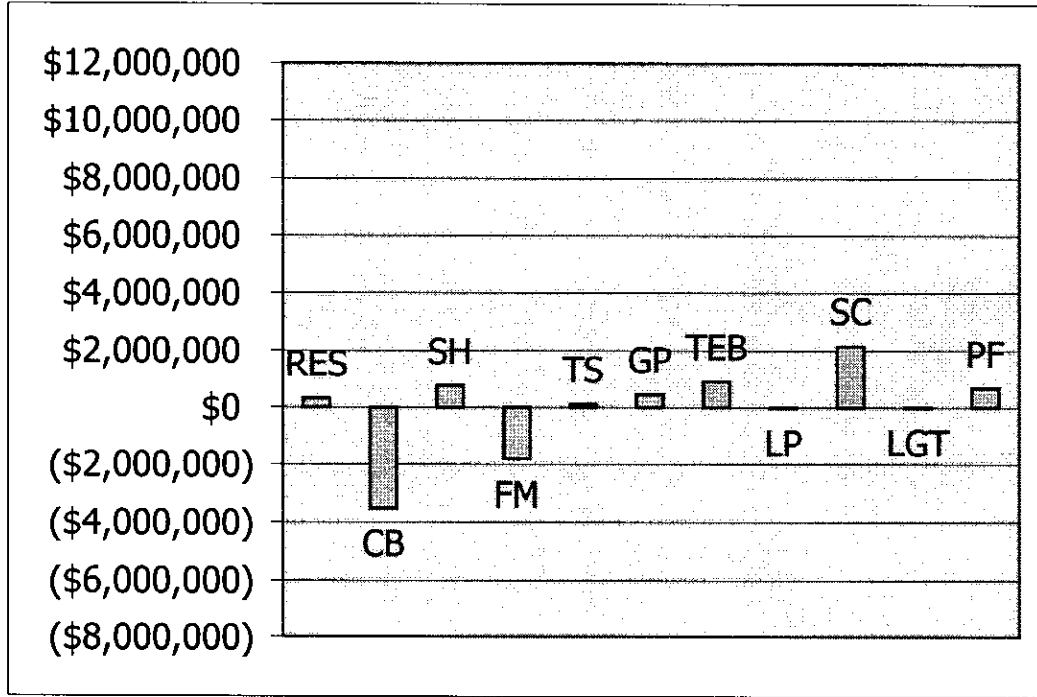


RES	SGS	LGS	LPS	SC
(\$885,248)	(\$3,549,056)	(\$79,988)	\$4,227,141	\$287,151

**THE EMPIRE DISTRICT ELECTRIC COMPANY CASE NO. ER-2002-424  
COMPARISON OF CLASS COST-OF-SERVICE RESULTS**

**REVENUE SHIFTS REQUIRED BEFORE ANY INCREASE IN OVERALL REVENUES**

**OPC CLASS COST-OF-SERVICE STUDY**

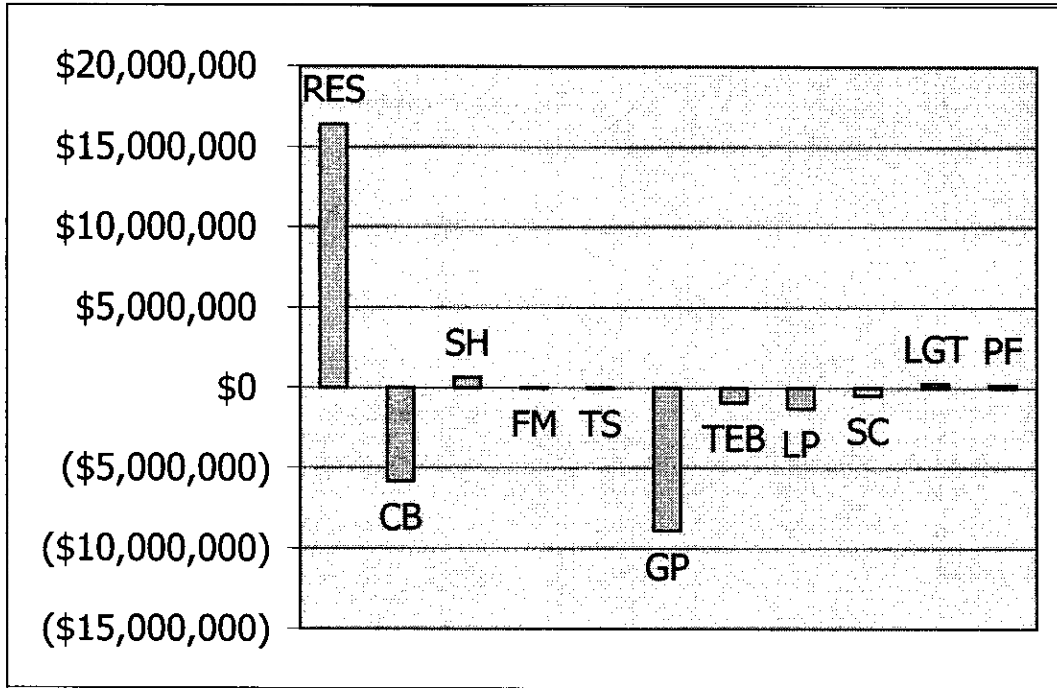


RES	CB	SH	FM	TS	
\$311,308	(\$3,503,424)	\$749,186	(\$1,810,538)	\$103,196	
GP	TEB	LP	SC	LGT	PF
\$447,391	\$890,999	(\$13,184)	\$2,155,488	(\$6,942)	\$676,521

**THE EMPIRE DISTRICT ELECTRIC COMPANY CASE NO. ER-2002-424  
COMPARISON OF CLASS COST-OF-SERVICE RESULTS**

**REVENUE SHIFTS REQUIRED BEFORE ANY INCREASE IN OVERALL REVENUES**

**PRAXAIR, INC. CLASS COST-OF-SERVICE STUDY**

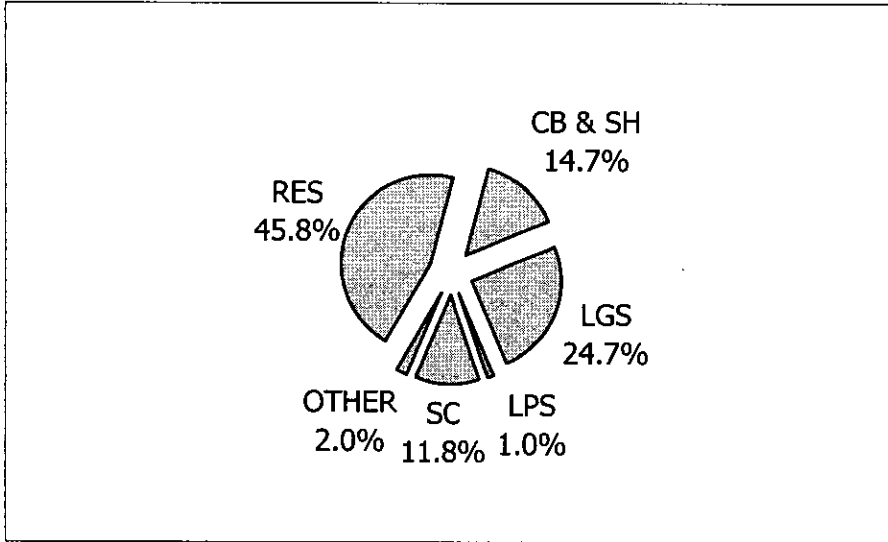


RES	CB	SH	FM	TS	
\$16,361,422	(\$5,816,439)	\$624,322	(\$29,750)	(\$13,221)	
GP	TEB	LP	SC	LGT	PF
(\$8,884,820)	(\$905,564)	(\$1,296,655)	(\$453,947)	\$251,062	\$163,590

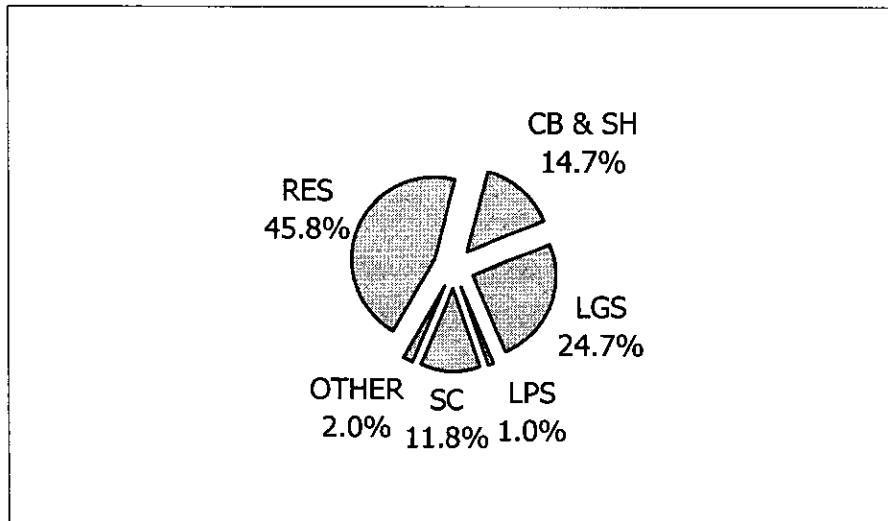
**THE EMPIRE DISTRICT ELECTRIC COMPANY CASE NO. ER-2002-424  
COMPARISON OF RATE DESIGN PROPOSALS**

**PROPOSED DISTRIBUTION OF INCREASE IN OVERALL REVENUES**

**EDE PROPOSAL AT \$5 MILLION INCREASE**



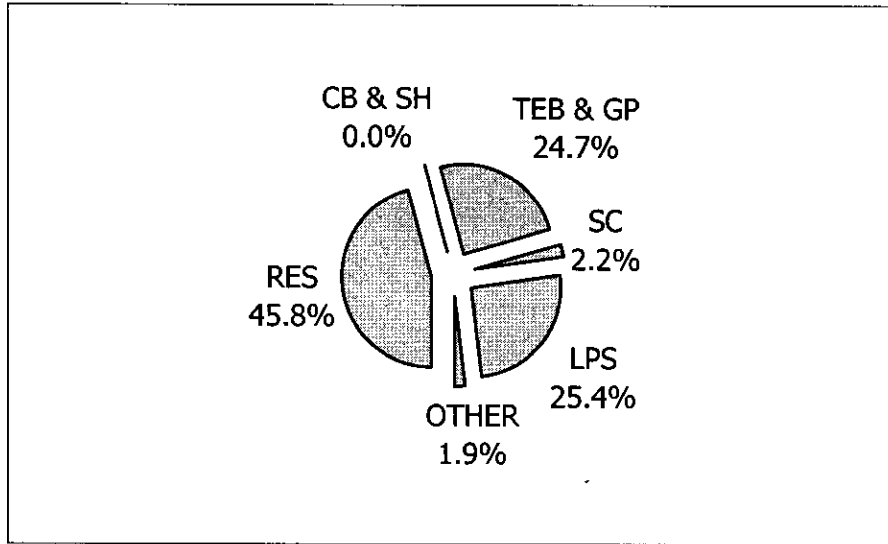
**EDE PROPOSAL AT \$10 MILLION INCREASE**




**THE EMPIRE DISTRICT ELECTRIC COMPANY CASE NO. ER-2002-424  
COMPARISON OF RATE DESIGN PROPOSALS**

**PROPOSED DISTRIBUTION OF INCREASE IN OVERALL REVENUES**

**STAFF PROPOSAL AT \$5 MILLION INCREASE**



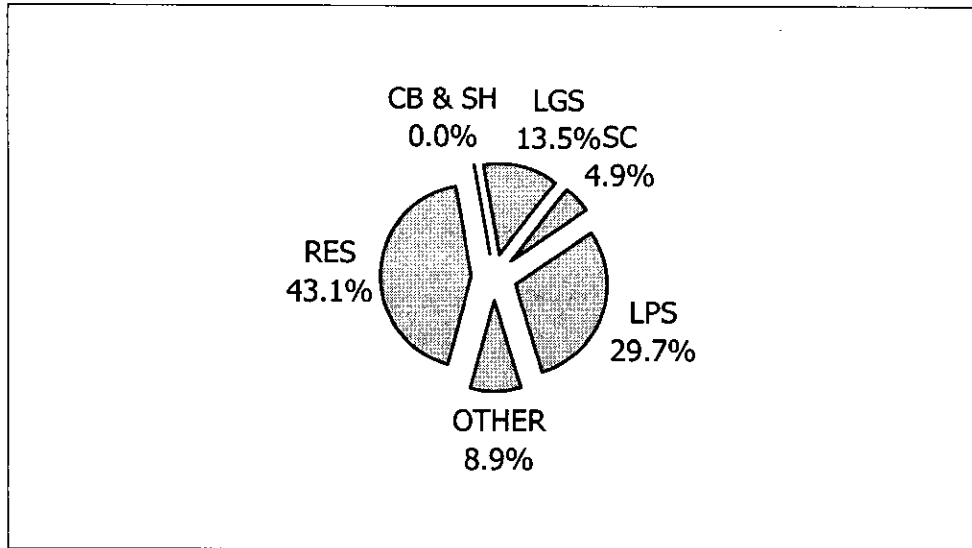
**STAFF PROPOSAL AT \$10 MILLION INCREASE**




**THE EMPIRE DISTRICT ELECTRIC COMPANY CASE NO. ER-2002-424  
COMPARISON OF RATE DESIGN PROPOSALS**

**PROPOSED DISTRIBUTION OF INCREASE IN OVERALL REVENUES**

**OPC PROPOSAL AT \$5 MILLION INCREASE**



**OPC PROPOSAL AT \$10 MILLION INCREASE**



**THE EMPIRE DISTRICT ELECTRIC COMPANY CASE NO. ER-2002-424  
COMPARISON OF RATE DESIGN PROPOSALS**

**PROPOSED DISTRIBUTION OF INCREASE IN OVERALL REVENUES**

**PRAXAIR PROPOSAL AT \$5 MILLION INCREASE**

	Revenue Change (\$)	Percent of Increase
RES	\$7,995,000	159.9%
CB & SH	(\$916,674)	-18.3%
LGS	(\$2,231,143)	-44.6%
LPS	(\$52,966)	-1.1%
SC	(\$78,534)	-1.6%
OTHER	\$284,318	5.7%
	<u>\$5,000,000</u>	<u>100.0%</u>

**PRAXAIR PROPOSAL AT \$10 MILLION INCREASE**

	Revenue Change (\$)	Percent of Increase
RES	\$10,406,014	104.1%
CB & SH	(\$230,753)	-2.3%
LGS	(\$1,063,197)	-10.6%
LPS	(\$4,287)	0.0%
SC	\$505,594	5.1%
OTHER	\$386,629	3.9%
	<u>\$10,000,000</u>	<u>100.0%</u>