

**BEFORE THE PUBLIC SERVICE COMMISSION  
OF THE STATE OF MISSOURI**

In the matter of the Petition of	)	
Missouri-American Water Company for	)	File No. WO-2021-0428
Approval to Establish a Water and Sewer	)	File No. SO-2021-0429
Infrastructure Rate Adjustment (WSIRA).	)	

**MAWC’S PETITION TO ESTABLISH A WATER AND SEWER  
INFRASTRUCTURE RATE ADJUSTMENT AND MOTION FOR  
APPROVAL OF CUSTOMER NOTICE**

COMES NOW Missouri-American Water Company (“MAWC”), pursuant to Sections 393.1500 and 393.1509, RSMo, and Rule 20 CSR 4240-2.060(1), and, for its *Petition to Establish a Water and Sewer Infrastructure Rate Adjustment (WSIRA) and Motion for Approval of Customer Notice*, respectfully states as follows to the Missouri Public Service Commission (“Commission”):

**BACKGROUND**

1. Sections 393.1500 and 393.1509, RSMo, provide eligible water and sewer corporations with the ability to recover certain eligible infrastructure system project costs outside of a formal rate case filing via a Water and Sewer Infrastructure Rate Adjustment (WSIRA). A petition must be filed with the Commission for review and approval before an adjustment can be made to a water or sewer corporation’s rates and charges to provide for the recovery of the costs associated with eligible infrastructure system projects.

**THE APPLICANT**

2. MAWC is a Missouri corporation with its principal office and place of business at 727 Craig Road, St. Louis, Missouri 63141. MAWC is a Missouri corporation in good standing. A certified copy of MAWC’s certificate of good standing was filed with the Commission in its File No. WO-2021-0343 and is incorporated herein by reference. MAWC currently provides water service to approximately 471,000 customers and sewer service to approximately 15,000 customers

in several counties throughout the state of Missouri. MAWC is a “water corporation,” a “sewer corporation,” and a “public utility” as those terms are defined in Section 386.020 and 393.1000(7), RSMo., and is subject to the jurisdiction and supervision of the Commission as provided by law. Other than cases that have been docketed at the Commission, MAWC has no pending action or final unsatisfied judgments against it from any state or federal agency or court within the past three (3) years that involve customer service. MAWC has no annual report or assessment fees that are overdue.

3. Communications in regard to this Petition should be addressed to the undersigned counsel and:

Brian LaGrand  
Director of Rates & Regulatory Support  
Missouri-American Water Company  
727 Craig Road  
St. Louis, MO 63141  
314-996-2357  
[brian.lagrand@amwater.com](mailto:brian.lagrand@amwater.com)

#### **THE WSIRA REQUEST**

4. MAWC, per this Petition, seeks to establish a WSIRA to provide for the recovery of costs for infrastructure system projects eligible for WSIRA recognition. This Petition is MAWC’s first request to establish a WSIRA. The proposed WSIRA rate schedules filed concurrently with this Petition reflect the appropriate pre-tax revenues necessary to produce net operating income equal to MAWC’s pretax weighted cost of capital multiplied by the net original cost of the eligible infrastructure system projects, including recognition of accumulated deferred income taxes and accumulated depreciation associated with eligible infrastructure system projects which are included in the petition to establish or change a WSIRA pursuant to Sections 393.1500 and 393.1509. MAWC also seeks to recover all state, federal and local income or excise taxes

applicable to such income and to recover all other costs such as depreciation expense and property taxes due within 12 months of this filing.

5. MAWC had its last general rate proceeding decided by Commission Order issued on April 7, 2021, effective May 7, 2021, in Case No. WR-2020-0344. Tariffs resulting from that case became effective on May 28, 2021 (YW-2021-0189 and YS-2021-0190).

6. Customers affected by the proposed WSIRA benefit from these eligible infrastructure system projects because: 1) the program accelerates the replacement of aging assets; 2) reduces the frequency of water and wastewater service interruptions; and 3) improves overall service reliability.

7. Attached hereto as **Appendix A** and **Appendix B** are the proposed rate schedules. Attached hereto as **Appendix C** are the supporting documents necessary to establish the WSIRA and to reflect recovery of eligible infrastructure system project costs.

8. The proposed water rate schedule, on an annualized basis, will produce WSIRA revenues of \$18,124,667. After deducting the WSIRA revenues attributable to replacement of customer-owned lead service lines of \$59,023, the WSIRA revenues sought to be recovered in this case represents an increase of 5.4% based on the base water revenue level approved by the Commission in MAWC's most recently completed general rate proceeding.

9. The proposed sewer rate schedule, on an annualized basis, will produce WSIRA revenues of \$57,602, or an increase of 0.5% based on the base sewer revenue level approved by the Commission in its most recently completed general rate proceeding.

10. The proposed WSIRA revenues also include the investments included in the pending Infrastructure System Replacement Surcharge (ISRS) case, in accordance with Section 393.1506.

11. The proposed WSIRA on an annualized basis does not produce revenues in excess of 15 percent (15%) of the base water or sewer base requirement approved by the Commission in Case No. WR-2020-0344.

12. The eligible infrastructure system projects for which MAWC seeks WSIRA recognition are set forth on Appendix D-Water and Appendix D-Sewer which are attached hereto and made a part hereof for all purposes. The eligible infrastructure system projects listed on Appendix D-Water and Appendix D-Sewer are water or sewer utility plant projects that replace or extend the useful life of existing infrastructure; are in service and used and useful; do not include projects intended solely for customer growth; and the costs of which were not recovered in MAWC's base rates established in Case No. WR-2020-0344. More specifically, these projects consist of the following:

- A. Replacement of or cleaning and relining of existing water and sewer pipes, and associated valves, hydrants, meters, service lines, laterals, sewer taps, curbstops, and manholes;
- B. Replacement of lead mains, lead goosenecks and lead service lines, and associated valves and meters;
- C. Replacement of booster station and lift station pumps, with equipment of similar capacity and operation, as well as related pipes, valves, and meters;
- D. Facilities relocations required due to construction or improvement of a highway, road, street, public way, or other public work by or on behalf of the United States, this state, a political subdivision of this state, or another entity having the power of eminent domain; provided that the costs related to such projects have not been reimbursed to the water or sewer corporation;

- E. Replacement of water and wastewater treatment mechanical equipment with equipment of similar capacity and operation, including well and intake pumps, transfer pumps, high service or discharge pumps, and metering pumps; and
- F. Replacement of Supervisory Control and Data Acquisition System (SCADA) components necessary for the operation and monitoring of remote installations including radio and cellular communication equipment, and programmable logic controllers.

13. MAWC utilizes both internal and external resources to install the mains. In instances where external resources were utilized, a request for proposal (RFP) process is used. The American Water Procurement Department works with MAWC engineering personnel to identify contractors that are capable of installing water main across the state and provided a questionnaire regarding qualifications, safety, financial, equipment and manpower abilities to meet the anticipated workload. MAWC requests bids based on its standard bid process to some of the identified contractors along with utilizing the unitization process with contractors currently under contract to replace and or relocate water mains. The unitization process consists of procurement providing a bid document with nearly 600 line items for the contractors to provide unit costs associated with each line item provided and then pricing provided was evaluated against past projects to see if a cost advantage was recognized in order to validate the hiring of the contractor using this process. Once the evaluation was confirmed, MAWC's engineering and supply chain department enter into a contract with the contractor(s) to replace/relocate water mains utilizing this unitization pricing method. The other contractors not currently under contract using this unitization pricing method are sent RFPs for multiple projects and once bids are received back, they are evaluated against similar projects using the unitization pricing method for cost

comparisons. The projects are then awarded based on costs and contractor availability to complete the projects in the time frame provided.

14. **Appendix D-Water** and **Appendix D-Sewer** provide the eligible infrastructure system projects by Task Order (work order) and identify and sub-total facility relocations on behalf of the State of Missouri, on behalf of a political subdivision of the State of Missouri, on behalf of the United States and on behalf of an entity other than the United States, State of Missouri or a political subdivision of the State of Missouri.

15. Attached hereto as **Appendix E-Water** and **Appendix E-Sewer** are lists of infrastructure retirements and related annual depreciation expense associated with the retirements. **Appendix E-Water** and **Appendix E-Sewer** provide the original cost of the retired asset, depreciation rate, and the date the asset was removed from service.

16. Attached hereto as **Appendix F-Water** and **Appendix F-Sewer** are the lists of infrastructure contributions-in-aid-of-construction and related annual amortization expense associated with the contributions-in-aid-of-construction. **Appendix F-Water** and **Appendix F-Sewer** provide the original cost of the contributed asset, amortization rate, and the date the asset was placed in service.

17. In determining the appropriate pre-tax WSIRA revenues, the proposed rate schedules utilize current state and federal income tax rates of 3.5951% and 20.2450%, respectively. These rates represent the current statutory rates.

18. In determining the appropriate pre-tax WSIRA revenues, the proposed rate schedules utilize the overall pre-tax weighted average cost of capital 8.71% (tax grossed-up rate

of return), as agreed to in the Stipulation and Agreement filed on March 5, 2021, and approved by the Commission in Case No. WR-2020-0344.<sup>1</sup>

19. In determining the appropriate pre-tax WSIRA revenues, the proposed rate schedules do not include property taxes, as no property taxes on the WSIRA investments will be due within 12 months of the filing of this Petition.

20. In determining the appropriate pre-tax WSIRA revenues, the proposed rate schedules utilize depreciation rates currently applicable to the aforelisted eligible infrastructure system projects as determined by the Commission.

21. In determining the appropriate pre-tax WSIRA revenues, the proposed water and sewer rate schedules utilize the applicable tariff group billing determinants utilized in designing MAWC's water and sewer customer rates in its most recent general rate proceeding and are allocated in a manner consistent with the rate design methodology utilized to develop MAWC's water and sewer base rates resulting from its most recent general rate proceeding.

22. MAWC has a Petition for Approval to Establish an Infrastructure System Replacement Surcharge (ISRS) pending before the Commission in File No. WO-2021-0343. It is anticipated that MAWC will begin to recover under Sections 393.1000 to 393.1006 on or about October 26, 2021. Since this filing is MAWC's first, or initial, WSIRA petition, the expected revenues from the current ISRS filing are included in this filing. In addition, concurrent with the effective date of the WSIRA rate schedules, MAWC will reset its ISRS rate schedule to zero. A draft ISRS tariff sheet designed to reset the ISRS to zero is attached hereto as **Appendix G**.

---

<sup>1</sup> Approved by the Commission's *Order Approving Stipulation and Agreement*, issued April 7, 2021.

23. MAWC filed with the Commission on January 27, 2021 a five-year capital expenditure plan as contemplated by Section 393.1509.1(3). Said plan was filed in Case No. WR-2017-0285.

#### **ADDITIONAL INFORMATION**

24. MAWC will post information on its website to inform customers of the WSIRA. The WSIRA information will be posted to MAWC's website at or before the time the WSIRA appears on customer's bills. Refer to **Appendix H** for an example of the information to be included on the website.

25. Instructions and talking points regarding the WSIRA will be provided to personnel at MAWC's Call Center. Refer to **Appendix I** for the instructions to be provided to personnel at MAWC's Call Center.

26. MAWC will provide an initial, one time notice to affected customers no later than when customers will receive their first bill that includes the WSIRA approved in this proceeding. This notice will explain the WSIRA program, explain how the surcharge is applied to different customer classes and identify the statutory authority under which the WSIRA is implemented. See **Appendix J** for an example of this notice.

27. MAWC will provide annual notice to affected customers each year a WSIRA is in effect, explaining the continuation of the program and the resulting WSIRA. See **Appendix K** for an example of this notice.

28. The WSIRA will be clearly identified on the customer's billing statement. It will appear as a separate charge under WSIRA. See **Appendix L** for an example of a customer bill showing how WSIRA will be described on a customer's bill.



**MOTION FOR APPROVAL OF CUSTOMER NOTICE**

29. MAWC moves the Commission to approve the customer notices provided in **Appendix J, Appendix K, and Appendix L.**

WHEREFORE, pursuant to Section 393.1509(2), MAWC respectfully requests the Commission issue an Order bearing an effective date of no later than March 2, 2022:

- A. Approving the customer notices provided in **Appendix J, Appendix K, and Appendix L;**
- B. Authorizing MAWC to recover the costs of its eligible infrastructure system project costs (as listed on **Appendix D-Water** and **Appendix D-Sewer**) through implementation of a WSIRA as requested herein and as proposed in the tariff rate schedules filed contemporaneously with this Petition; and,
- C. Granting such other relief as may be necessary and appropriate to accomplish the purposes of Sections 393.1500 through 393.1509, RSMo.

Respectfully Submitted,



Timothy W. Luft, MBE # 40506  
Corporate Counsel  
MISSOURI-AMERICAN WATER  
COMPANY  
727 Craig Road  
St. Louis, MO 63141  
314-996-2279  
[timothy.luft@amwater.com](mailto:timothy.luft@amwater.com)

\_\_\_\_\_  
Dean L. Cooper, MBE#36592  
BRYDON, SWEARENGEN &  
ENGLAND P.C.  
312 E. Capitol Avenue  
P.O. Box 456  
Jefferson City, MO 65012  
(573) 635-7166 telephone  
[dcooper@brydonlaw.com](mailto:dcooper@brydonlaw.com)

**ATTORNEYS FOR MISSOURI-AMERICAN WATER COMPANY**

**CERTIFICATE OF SERVICE**

I hereby certify that two, true and correct copies of the above and foregoing document was sent via electronic mail on this 3<sup>rd</sup> day of September, 2021, to:

Office of the General Counsel  
[staffcounsel@psc.mo.gov](mailto:staffcounsel@psc.mo.gov)


Office of the Public Counsel  
[opc@opc.mo.gov](mailto:opc@opc.mo.gov)

---

**VERIFICATION**

STATE OF MISSOURI     )  
                                  )  
COUNTY OF ST. LOUIS    )     ss

I, Debbie D. Dewey, state that I am President for Missouri-American Water Company ("MAWC"), that I have read the above and foregoing document; that the statements contained therein are true and correct to the best of my information, knowledge and belief; and, that I am authorized to make this statement on behalf of MAWC.




Subscribed and sworn to before me this 3<sup>rd</sup> day of September, 2021.



Notary Public

My Commission Expires:

6/8/25



Missouri-American Water Company  
Name of Issuing Corporation

For

St. Louis County  
Community, Town or City

**Rate W**

**Water & Sewer Infrastructure Replacement Surcharge (WSIRA)**

**DESCRIPTION** - Rate W is designed to recover costs associated with the Company's eligible infrastructure projects: 1) Replacement of or cleaning and relining of existing mains, hydrants, meters, service lines, laterals, sewer taps, curb stops and manholes, 2) Replacement of lead mains, goosenecks, lead service lines and associated valves and meters, 3) Replacement of booster station and lift station pumps, and related pipes, valves and meters, 4) Facility relocations, 5) Replacement of water and wastewater treatment mechanical equipment, including well and intake pumps, transfer pumps, high service or discharge pumps, and metering pumps, 6) Replacement of Supervisory Control and Data Acquisition Systems (SCADA). The WSIRA rate is calculated and implemented in accordance with the provisions of sections 393.1500 to 393.1509 RSMO. Any future changes to this rate will also be made in accordance with those provisions.

**APPLICABILITY** - This rate is applicable to any customer class who benefits from the subject utility plant projects eligible for WSIRA recovery. The surcharge is calculated consistent with the customer class cost-of-service study recognized by the Missouri Commission in a Company's recent applicable general rate proceeding.

**RATE COMPONENTS** - In addition to the other charges provided for in the Company's tariffs, a separate charge for the WSIRA will apply for service rendered on and after the effective date.

<u>Customer Rate Class</u>	<u>Rate per 100 Gallons</u>	<u>Rate per 1,000 Gallons</u>
Rate A	\$0.04752	\$0.47524
Rate B	\$0.01782	\$0.17821
Rate J	\$0.01268	\$0.12676

**RULES AND REGULATIONS** – The General Rules and Regulations set forth in this tariff shall govern the supply of service under this rate.

**PAYMENT TERMS** - All bills for service under this schedule will be rendered in arrears on a monthly or quarterly basis. The due date on the tariff shall be ten (10) days after the "date of rendition" of the bill to the customer. The customer's bill will be due and payable after this due date. The delinquent date printed on the bill will not be less than twenty-one (21) days after the date of the postmark of the bill. Any accounts remaining unpaid at the expiration of twenty-one (21) days shall be considered delinquent and the Company may take such action as specified in its filed rules and regulations.

**TAXES** - These rates do not include any municipal, state or federal taxes computed on either billing or consumption basis. Any such taxes applicable shall be added as separate items in rendering each bill.

\* Indicates new rate or text

+ Indicates change

Date of Issue: September 3, 2021 Effective Date: October 3, 2021

Issued By: Deborah D. Dewey, President  
727 Craig Road, St. Louis, MO 63141

Missouri-American Water Company  
Name of Issuing Corporation

For

All Missouri Service Areas Outside of St. Louis County  
Community, Town or City

**Rate W**

**Water & Sewer Infrastructure Replacement Surcharge (WSIRA)**

**DESCRIPTION** - Rate W is designed to recover costs associated with the Company's eligible infrastructure projects: 1) Replacement of or cleaning and relining of existing mains, hydrants, meters, service lines, laterals, sewer taps, curb stops and manholes, 2) Replacement of lead mains, goosenecks, lead service lines and associated valves and meters, 3) Replacement of booster station and lift station pumps, and related pipes, valves and meters, 4) Facility relocations, 5) Replacement of water and wastewater treatment mechanical equipment, including well and intake pumps, transfer pumps, high service or discharge pumps, and metering pumps, 6) Replacement of Supervisory Control and Data Acquisition Systems (SCADA). The WSIRA rate is calculated and implemented in accordance with the provisions of sections 393.1500 to 393.1509 RSMO. Any future changes to this rate will also be made in accordance with those provisions.

**APPLICABILITY** - This rate is applicable to any customer class who benefits from the subject utility plant projects eligible for WSIRA recovery. The surcharge is calculated consistent with the customer class cost-of-service study recognized by the Missouri Commission in a Company's recent applicable general rate proceeding.

**RATE COMPONENTS** - In addition to the other charges provided for in the Company's tariffs, a separate charge for the WSIRA will apply for service rendered on and after the effective date.

<u>Customer Rate Class</u>	<u>Rate per 100 Gallons</u>	<u>Rate per 1,000 Gallons</u>
Rate A	\$0.02157	\$0.21569
Rate B	\$0.00695	\$0.06951
Rate J	\$0.00753	\$0.07532

**RULES AND REGULATIONS** – The General Rules and Regulations set forth in this tariff shall govern the supply of service under this rate.

**PAYMENT TERMS** - All bills for service under this schedule will be rendered in arrears on a monthly or quarterly basis. The due date on the tariff shall be ten (10) days after the "date of rendition" of the bill to the customer. The customer's bill will be due and payable after this due date. The delinquent date printed on the bill will not be less than twenty-one (21) days after the date of the postmark of the bill. Any accounts remaining unpaid at the expiration of twenty-one (21) days shall be considered delinquent and the Company may take such action as specified in its filed rules and regulations.

**TAXES** - These rates do not include any municipal, state or federal taxes computed on either billing or consumption basis. Any such taxes applicable shall be added as separate items in rendering each bill.

\* Indicates new rate or text

+ Indicates change

Date of Issue:

September 3, 2021

Effective Date:

October 3, 2021

Issued By:

Deborah D. Dewey, President  
727 Craig Road, St. Louis, MO 63141





	WSIRA Revenue Requirement	STL County Water	Other Water	Arnold Sewer	Other Sewer	Total
1						
2						
3	<b>Utility Plant Projects--Replacement</b>					
4	Utility Plant in Service--Replacement	\$170,380,612	\$22,774,903	\$0	\$554,785	\$193,710,299
5	Net Contributions in Aid of Construction	(6,781,541)	20,000	0	0	(6,761,541)
6	Deferred Taxes	(20,148,727)	(2,065,639)	0	(69,408)	(22,283,773)
7	Accumulated Depreciation	(1,799,783)	(318,997)	0	(9,739)	(2,128,520)
8						
9	<b>Total Net Replacement Rate Base</b>	<b>\$141,650,561</b>	<b>\$20,410,267</b>	<b>\$0</b>	<b>\$475,638</b>	<b>\$162,536,465</b>
10						
11	<b>Utility Plant Projects--Facilities Relocations</b>					
12	Utility Plant in Service--Relocations	\$5,735,937	\$253,295	\$0	\$0	\$5,989,232
13	Net Contributions in Aid of Construction	(729,079)	(191)	0	0	(729,270)
14	Deferred Taxes	(891,072)	(21,194)	0	0	(912,266)
15	Accumulated Depreciation	(52,194)	(4,398)	0	0	(56,592)
16						
17	<b>Total Net Relocation Rate Base</b>	<b>\$4,063,591</b>	<b>\$227,512</b>	<b>\$0</b>	<b>\$0</b>	<b>\$4,291,103</b>
18						
19	<b>Utility Plant Projects--Total</b>					
20	Utility Plant in Service--Total	\$176,116,548	\$23,028,198	\$0	\$554,785	\$199,699,531
21	Net Contributions in Aid of Construction	(7,510,620)	19,809	0	0	(7,490,811)
22	Deferred Taxes	(21,039,799)	(2,086,833)	0	(69,408)	(23,196,040)
23	Accumulated Depreciation	(1,851,978)	(323,395)	0	(9,739)	(2,185,112)
24						
25	<b>Total WSIRA Rate Base</b>	<b>\$145,714,152</b>	<b>\$20,637,779</b>	<b>\$0</b>	<b>\$475,638</b>	<b>\$166,827,568</b>
26						
27	Overall Pre-Tax Rate Of Return per Last O	8.71%	8.71%	8.71%	8.71%	8.71%
28						
29	Revenue Requirement on Capital	\$12,691,703	\$1,797,551	\$0	\$41,428	\$14,530,681
30	Depreciation Expense	3,191,135	444,280	0	16,174	3,651,588
31	Property Taxes	0	0	0	0	0
32						
33	<b>Total Revenue Requirement</b>	<b>\$15,882,837</b>	<b>\$2,241,830</b>	<b>\$0</b>	<b>\$57,602</b>	<b>\$18,182,269</b>
34						
35	<b>Adjustments:</b>					
36	Undercollection from WSIRA reconciliation					\$0
37	Revenue Cap Adjustment	0	0	0	0	0
38						
39	<b>Total WSIRA Revenue Requirement</b>	<b>\$15,882,837</b>	<b>\$2,241,830</b>	<b>\$0</b>	<b>\$57,602</b>	<b>\$18,182,269</b>
40						
41	<b>Allocation of Revenue by Class</b>					
42	Rate A	\$15,099,399	\$1,933,588			\$17,032,987
43	Rate B	281,522	84,405			365,927
44	Rate J	501,916	223,837			725,753
45	Sewer			0	57,602	57,602
46						
47	<b>Total WSIRA Revenue Requirement</b>	<b>\$15,882,837</b>	<b>\$2,241,830</b>	<b>\$0</b>	<b>\$57,602</b>	<b>\$18,182,269</b>



Book/Tax Depreciation Temporary Difference							
	Replacements		Relocations		Total All Property		
	2021	2022	2021	2022	2021	2022	
<b>Plant Additions</b>							
STL Water - Other Than Meters	145,584,997	-	5,639,636	-	151,224,633	-	
STL Water - Meters	24,795,615	-	96,301	-	24,891,916	-	
<b>STL Water - Total</b>	<b>170,380,612</b>	<b>-</b>	<b>5,735,937</b>	<b>-</b>	<b>176,116,548</b>	<b>-</b>	
Other Water - Other Than Meters	16,323,924	-	168,012	-	16,491,936	-	
Other Water - Meters	6,450,979	-	85,283	-	6,536,263	-	
<b>Other Water - Total</b>	<b>22,774,903</b>	<b>-</b>	<b>253,295</b>	<b>-</b>	<b>23,028,198</b>	<b>-</b>	
Arnold WW - Other Than Meters	-	-	-	-	-	-	
Arnold WW - Meters	-	-	-	-	-	-	
<b>Arnold WW - Total</b>	<b>-</b>	<b>-</b>	<b>-</b>	<b>-</b>	<b>-</b>	<b>-</b>	
Other WW - Other Than Meters	554,785	-	-	-	554,785	-	
Other WW - Meters	-	-	-	-	-	-	
<b>Other WW - Total</b>	<b>554,785</b>	<b>-</b>	<b>-</b>	<b>-</b>	<b>554,785</b>	<b>-</b>	
<b>Net Plant Additions</b>	<b>193,710,299</b>	<b>-</b>	<b>5,989,232</b>	<b>-</b>	<b>199,699,531</b>	<b>-</b>	
<b>Total Tax Items</b>							
<b>Repairs Deduction</b>							
Repairs % - Other Than Meters	53.1%	53.1%	53.1%	53.1%	53.1%	53.1%	
Repairs % - Meters	0.0%	0.0%	0.0%	0.0%	0.0%	0.0%	
Repairs Deduction - STL Water	77,363,867	0	2,996,902	0	80,360,770	0	
Repairs Deduction - Other Water	8,674,533	0	89,282	0	8,763,815	0	
Repairs Deduction - Arnold Sewer	0	0	0	0	0	0	
Repairs Deduction - Other Sewer	294,813	0	0	0	294,813	0	
<b>Total Repairs Deduction</b>	<b>86,333,213</b>	<b>-</b>	<b>3,086,184</b>	<b>-</b>	<b>89,419,397</b>	<b>-</b>	
<b>Regular Depreciation</b>							
Year 1 Depreciation Rate	2.0%	2.0%	2.0%	2.0%			
Months Included	12.0	1.0	12.0	1.0			
Year 2 Depreciation Rate	4.0%	4.0%	4.0%	4.0%			
Months Included	1.0		1.0				
<b>Net Plant Additions After Repairs</b>							
Regular Tax Depr - STL Water	93,016,744	-	2,739,034	-	95,755,778	-	
Regular Tax Depr - Other Water	14,100,370	-	164,014	-	14,264,384	-	
Regular Tax Depr - Arnold Sewer	-	-	-	-	-	-	
Regular Tax Depr - Other Sewer	259,972	-	-	-	259,972	-	
<b>Regular Tax Depreciation</b>							
Regular Tax Depr - STL Water	2,170,391	-	63,911	-	2,234,301	-	
Regular Tax Depr - Other Water	329,009	-	3,827	-	332,836	-	
Regular Tax Depr - Arnold Sewer	-	-	-	-	-	-	
Regular Tax Depr - Other Sewer	6,066	-	-	-	6,066	-	
<b>Total Regular Depreciation</b>	<b>2,505,465</b>	<b>-</b>	<b>67,738</b>	<b>-</b>	<b>2,573,203</b>	<b>-</b>	
<b>Taxable Income - Contributions</b>							
Contributions - STL Water	(6,858,060)	-	(737,362)	-	(7,595,422)	-	
Contributions - Other Water	20,264	-	-	-	20,264	-	
Contributions - Arnold Sewer	-	-	-	-	-	-	
Contributions - Other Sewer	-	-	-	-	-	-	
<b>Total Contributions</b>	<b>(6,837,797)</b>	<b>-</b>	<b>(737,362)</b>	<b>-</b>	<b>(7,575,158)</b>	<b>-</b>	
<b>Total Tax Deductions</b>	<b>95,676,475</b>	<b>-</b>	<b>3,891,283</b>	<b>-</b>	<b>99,567,758</b>	<b>-</b>	
<b>Total Book Items</b>							
<b>Net Book Depreciation</b>							
Book Depreciation - STL Water	1,799,783	-	52,194	-	1,851,978	-	
Book Amortization - STL Water	(76,519)	-	(8,282)	-	(84,802)	-	
<b>Net Book Depreciation - STL Water</b>	<b>1,876,303</b>	<b>-</b>	<b>60,477</b>	<b>-</b>	<b>1,936,779</b>	<b>-</b>	
Book Depreciation - Other Water	318,997	-	4,398	-	323,395	-	
Book Amortization - Other Water	264	-	191	-	455	-	
<b>Net Book Depreciation - Other Water</b>	<b>318,734</b>	<b>-</b>	<b>4,207</b>	<b>-</b>	<b>322,941</b>	<b>-</b>	
Book Depreciation - Arnold Sewer	-	-	-	-	-	-	
Book Amortization - Arnold Sewer	-	-	-	-	-	-	
<b>Net Book Depreciation - Arnold Sewer</b>	<b>-</b>	<b>-</b>	<b>-</b>	<b>-</b>	<b>-</b>	<b>-</b>	
Book Depreciation - Other Sewer	9,739	-	-	-	9,739	-	
Book Amortization - Other Sewer	-	-	-	-	-	-	
<b>Net Book Depreciation - Other Sewer</b>	<b>9,739</b>	<b>-</b>	<b>-</b>	<b>-</b>	<b>9,739</b>	<b>-</b>	
<b>Total Net Book Depreciation</b>	<b>2,204,775</b>	<b>-</b>	<b>64,684</b>	<b>-</b>	<b>2,269,459</b>	<b>-</b>	
<b>Book/Tax Temporary Difference</b>							
STL Water	(84,516,016)	-	(3,737,698)	-	(88,253,714)	-	
Other Water	(8,664,544)	-	(88,902)	-	(8,753,446)	-	
Arnold Sewer	-	-	-	-	-	-	
Other Sewer	(291,140)	-	-	-	(291,140)	-	
<b>Book/Tax Depreciation Temporary Difference</b>	<b>(93,471,700)</b>	<b>-</b>	<b>(3,826,600)</b>	<b>-</b>	<b>(97,298,299)</b>	<b>-</b>	
<b>Net Deferred Income Taxes</b>							
	Replacements		Relocations		Total All Property		
	2021	2022	2021	2022	2021	2022	
Effective Tax Rate	23.8%	23.8%	23.8%	23.8%	23.8%	23.8%	
Deferred Tax Liability - STL Water	(20,148,727)	-	(891,072)	-	(21,039,799)	-	
Deferred Tax Liability - Other Water	(2,065,639)	-	(21,194)	-	(2,086,833)	-	
Deferred Tax Liability - Arnold Sewer	-	-	-	-	-	-	
Deferred Tax Liability - Other Sewer	(69,408)	-	-	-	(69,408)	-	
<b>Net Deferred Income Taxes</b>	<b>(22,283,773)</b>	<b>-</b>	<b>(912,266)</b>	<b>-</b>	<b>(23,196,040)</b>	<b>-</b>	

WSIRA Water Tariff Rates			
	WSIRA Revenue Requirement - Water		
	STL County Water	Other Water	Total
Rate A	\$15,099,399	\$1,933,588	\$17,032,987
Rate B	281,522	84,405	365,927
Rate J	501,916	223,837	725,753
<b>Total</b>	<b>\$15,882,837</b>	<b>\$2,241,830</b>	<b>\$18,124,667</b>

	Customer Usage (000g) - Water <sup>1</sup>		
	STL County Water	Other Water	Total
Rate A	31,771,914	8,964,577	40,736,491
Rate B	1,579,721	1,214,373	2,794,094
Rate J	3,959,678	2,971,865	6,931,543
<b>Total</b>	<b>37,311,313</b>	<b>13,150,816</b>	<b>50,462,129</b>

<sup>1</sup> Per billing determinants in Case WR-2020-0344

	Current WSIRA Rate		Adjustment to Current Rate		Proposed Rate	
	STL County Water	Other Water	STL County Water	Other Water	STL County Water	Other Water
<b>Rate Per 1,000 Gallons</b>						
Rate A	\$0.00000	\$0.00000	\$0.47524	\$0.21569	\$0.47524	\$0.21569
Rate B	\$0.00000	\$0.00000	\$0.17821	\$0.06951	\$0.17821	\$0.06951
Rate J	\$0.00000	\$0.00000	\$0.12676	\$0.07532	\$0.12676	\$0.07532

	Current WSIRA Rate		Adjustment to Current Rate		Proposed Rate	
	STL County Water	Other Water	STL County Water	Other Water	STL County Water	Other Water
<b>Rate Per 100 Gallons</b>						
Rate A	\$0.00000	\$0.00000	\$0.04752	\$0.02157	\$0.04752	\$0.02157
Rate B	\$0.00000	\$0.00000	\$0.01782	\$0.00695	\$0.01782	\$0.00695
Rate J	\$0.00000	\$0.00000	\$0.01268	\$0.00753	\$0.01268	\$0.00753

WSIRA Sewer Tariff Rates			
	Arnold Sewer	Other Sewer	Total
WSIRA Revenue Requirement	0	57,602	57,602
Revenues Authorized in Case WR-2020-0344	6,273,964	6,394,237	12,668,201
<b>% of Authorized Revenues</b>	<b>0.0000%</b>	<b>0.9008%</b>	<b>0.4547%</b>

	Current WSIRA Rate		Adjustment to Current Rate		Proposed Rate	
	Arnold Sewer	Other Sewer	Arnold Sewer	Other Sewer	Arnold Sewer	Other Sewer
<b>Rate as a % of Total Base Bill</b>						
Sewer WSIRA Rate	0.0000%	0.0000%	0.0000%	0.9008%	0.0000%	0.9008%

1	<b>Property Tax Estimate</b>		
2	<b>Year Placed in Service</b>	<b>2021</b>	<b>Total</b>
3	Vintage Year	1	
4			
5	<b>Plant Additions</b>		
6	WO-2021-0428	199,699,531	
7	<b>Total Investment</b>	<b>199,699,531</b>	
8	% Good	96.250%	
9	<b>Subtotal</b>	<b>192,210,799</b>	
10			
11	<b>Retirements</b>		
12	WO-2021-0428	(15,186,186)	
13	<b>Total Retirements</b>	<b>(15,186,186)</b>	
14	% Good	20.000%	
15	<b>Subtotal</b>	<b>(3,037,237)</b>	
16			
17	<b>Net Plant to be Assessed</b>	<b>189,173,561</b>	
18	Assessment Rate	32.000%	
19	<b>Assessed Value</b>	<b>60,535,540</b>	
20	Tax Rate	8.849%	
21	<b>Tax Due on WSIRA Investment</b>	<b>5,357,060</b>	
22			
23	Due within 12 months from filing?	<input type="text" value="No"/>	
24			
25	<b>Property Tax Expense to Include in ISRS (Due within 12 Months)</b>		<b>0</b>
26			
27	Property Tax Allowed in Prior WSIRA		
28			
29	<b>Net Incremental Property Tax Included in This WSIRA</b>		<b>0</b>
30			

31 **20 Year MACRS Table**

Year	MACRS	% Good
1	3.750%	96.250%
2	7.219%	89.031%
3	6.677%	82.354%
4	6.177%	76.177%
5	5.713%	70.464%
6	5.285%	65.179%
7	4.888%	60.291%
8	4.522%	55.769%
9	4.462%	51.307%
10	4.461%	46.846%
11	4.462%	42.384%
12	4.462%	37.922%
13	4.461%	33.461%
14	4.462%	28.999%
15	4.461%	24.538%
16	4.461%	20.077%
17	4.462%	20.000%
18	4.461%	20.000%
19	4.462%	20.000%
20	4.461%	20.000%
21	2.231%	20.000%

56 Notes: 1) MACRS % from IRS Publication 946, Table A-1  
 57 2) There is a 20% floor on the % Good

	Base Revenues - WR-2020-0344				
	STL County Water	Other Water	Arnold Sewer	Other Sewer	Total
Rate A Customers	\$221,936,832	\$73,834,621			\$295,771,453
Rate B Customers	4,137,921	3,223,043			7,360,964
Rate J Customers	7,377,364	8,547,272			15,924,636
Sewer			6,273,964	6,394,237	12,668,201
<b>Total</b>	<b>\$233,452,117</b>	<b>\$85,604,935</b>	<b>\$6,273,964</b>	<b>\$6,394,237</b>	<b>\$331,725,253</b>

	Share of Base Revenues - WR-2020-0344				
	STL County Water	Other Water	Arnold Sewer	Other Sewer	Total
Rate A Customers	95.067%	86.250%			89.162%
Rate B Customers	1.772%	3.765%			2.219%
Rate J Customers	3.160%	9.985%			4.801%
Sewer			100.000%	100.000%	3.819%
<b>Total</b>	<b>100.0%</b>	<b>100.0%</b>	<b>100.0%</b>	<b>100.0%</b>	<b>100.00%</b>

	Allocation of WSIRA Cost of Service				
	STL County Water	Other Water	Arnold Sewer	Other Sewer	Total
Rate A Customers	\$15,099,399	\$1,933,588			\$17,032,987
Rate B Customers	281,522	84,405			365,927
Rate J Customers	501,916	223,837			725,753
Sewer			0	57,602	57,602
<b>Total</b>	<b>\$15,882,837</b>	<b>\$2,241,830</b>	<b>\$0</b>	<b>\$57,602</b>	<b>\$18,182,269</b>

	Percentage Increase				
	STL County Water	Other Water	Arnold Sewer	Other Sewer	Total
Rate A Customers	6.8%	2.6%			5.8%
Rate B Customers	6.8%	2.6%			5.0%
Rate J Customers	6.8%	2.6%			4.6%
Sewer			0.0%	0.9%	0.5%
<b>Total</b>	<b>6.8%</b>	<b>2.6%</b>	<b>0.0%</b>	<b>0.9%</b>	<b>5.5%</b>

	STL County Water	Other Water	Arnold Sewer	Other Sewer	Total
1 <b>Replacements</b>					
2 Reimbursements	(\$6,858,060)	\$20,264	\$0	\$0	(\$6,837,797)
3					
4 Accumulated Amortization	76,519	(264)	0	0	76,256
5					
6 <b>Net CIAC</b>	<b>(\$6,781,541)</b>	<b>\$20,000</b>	<b>\$0</b>	<b>\$0</b>	<b>(\$6,761,541)</b>

	STL County Water	Other Water	Arnold Sewer	Other Sewer	Total
9 <b>Relocations</b>					
10 Reimbursements	(\$737,362)	\$0	\$0	\$0	(\$737,362)
11					
12 Accumulated Amortization	8,282	(191)	0	0	8,091
13					
14 <b>Net CIAC</b>	<b>(\$729,079)</b>	<b>(\$191)</b>	<b>\$0</b>	<b>\$0</b>	<b>(\$729,270)</b>

	STL County Water	Other Water	Arnold Sewer	Other Sewer	Total	
1						
2	Base Depreciation Expense	\$3,203,166	\$510,718	\$0	\$17,387	\$3,731,271
3						
4	Reimbursements' Amortization	199,875	(465)	0	0	199,410
5						
6	Depreciation Expense on Retirements	(211,906)	(65,973)	0	(1,213)	(279,093)
7						
8	<b>Net Depreciation Expense</b>	<b>\$3,191,135</b>	<b>\$444,280</b>	<b>\$0</b>	<b>\$16,174</b>	<b>\$3,651,588</b>

Missouri American Water Company  
 WSIRA 1 (January 2021 to July 2021) Eligible Projects  
 Replacements / Relocations

In Service	Date	Work Order	Tariff Group	Asset Type	Account	Profit Center	Work Order Description	Investment	Accum Dep	Depr Rate	Dep Exp
	01/01/21	R17-02D1.18-P-0038	STL County Water	Hydrants	Relocation	1702	MOSL-N_Lafayette_St-Main Inv-RELO	3	0	1.90%	0
	01/01/21	R17-02D1.18-P-0038	STL County Water	Main	Relocation	1702	MOSL-N_Lafayette_St-Main Inv-RELO	25	0	1.39%	0
	01/01/21	R17-02D1.18-P-0040	STL County Water	Hydrants	Relocation	1702	MOSL-Heege_Rd-16"-DI-RELO	(1)	(0)	1.87%	(0)
	01/01/21	R17-02D1.18-P-0040	STL County Water	Main	Relocation	1702	MOSL-Heege_Rd-16"-DI-RELO	(105)	(2)	1.39%	(1)
	01/01/21	R17-02D1.18-P-0042	STL County Water	Hydrants	Relocation	1702	MOSL-Berry_Rd-24"HDPE-1000'-RELO	(569)	(11)	1.85%	(11)
	01/01/21	R17-02D1.18-P-0042	STL County Water	Main	Relocation	1702	MOSL-Berry_Rd-24"HDPE-1000'-RELO	(136,131)	(2,050)	1.39%	(1,892)
	01/01/21	R17-02D1.19-P-0025	STL County Water	Main	Relocation	1702	MOSL_Dammert&Broadway-16"CI-RELO	0	0	0.00%	0
	01/01/21	R17-02D1.20-P-0004	STL County Water	Hydrants	Relocation	1702	MOSL_HWY_270_Abandon_16" East_of_OH	(0)	0	0.00%	0
	01/01/21	R17-02D1.20-P-0004	STL County Water	Main	Relocation	1702	MOSL_HWY_270_Abandon_16" East_of_OH	(19)	(0)	1.36%	(0)
	01/01/21	R17-02D1.20-P-0008	STL County Water	Hydrants	Relocation	1702	MOSL-McKnight_Road-900'-8" DI-RELO	(6)	(0)	1.81%	(0)
	01/01/21	R17-02D1.20-P-0008	STL County Water	Main	Relocation	1702	MOSL-McKnight_Road-900'-8" DI-RELO	(93)	(1)	1.39%	(1)
	01/01/21	R17-02D1.20-P-0009	STL County Water	Main	Relocation	1702	MOSL-McClure_HS_950'-6"-CI-Abandon	(0)	0	0.00%	0
	01/01/21	R17-02D1.20-P-0013	STL County Water	Main	Relocation	1702	MOSL-St_Charles_Roc_Rd-12" HDPE-400	(0)	0	0.00%	0
	01/01/21	R17-02D1.20-P-0015	STL County Water	Main	Relocation	1702	MOSL_POLSON_LN_30" DI_350' RELO	20,942	315	1.39%	291
	01/01/21	R17-02D1.20-P-0019	STL County Water	Main	Relocation	1702	MOSL_Breezy_Point_Ln_24" DI_1100' R	6,985	105	1.39%	97
	01/01/21	R17-02D1.20-P-0020	STL County Water	Main	Relocation	1702	MOSL-OLD_CHESTERFIELD_RD-8"CI-150'R	(0)	0	0.00%	0
	01/01/21	R17-02D1.20-P-0028	STL County Water	Main	Relocation	1702	MOSL_Quan_Ave_12"CI_1400'_RELO	(259)	(4)	1.39%	(4)
	01/01/21	R17-02D1.20-P-0028	STL County Water	Meters	Relocation	1702	MOSL_Quan_Ave_12"CI_1400'_RELO	(5)	(0)	2.56%	(0)
	01/01/21	R17-02D1.20-P-0028	STL County Water	Services	Relocation	1702	MOSL_Quan_Ave_12"CI_1400'_RELO	(3)	(0)	2.93%	(0)
	01/01/21	R17-02D1.20-P-0029	STL County Water	Main	Relocation	1702	MOSL_Turf_Ct_8" PVC_100'-RELO	86,879	1,308	1.39%	1,208
	01/01/21	R17-02D1.20-P-0034	STL County Water	Hydrants	Relocation	1702	MOSL-St.LouisAve-150'-20"-relocate	2,338	47	1.81%	43
	01/01/21	R17-02D1.20-P-0034	STL County Water	Main	Relocation	1702	MOSL-St.LouisAve-150'-20"-relocate	68,593	1,033	1.39%	953
	01/01/21	R17-04D1.18-P-0002	Other MO Water	Hydrants	Relocation	1704	MOPV-Hwy9_12"&16" relocate	(0)	0	0.00%	0
	01/01/21	R17-04D1.18-P-0002	Other MO Water	Main	Relocation	1704	MOPV-Hwy9_12"&16" relocate	(6)	(0)	1.47%	(0)
	01/01/21	R17-04D1.18-P-0002	Other MO Water	Services	Relocation	1704	MOPV-Hwy9_12"&16" relocate	(0)	(0)	4.35%	(0)
	01/01/21	R17-04D1.20-P-0002	Other MO Water	Hydrants	Relocation	1704	MOPV Hwy 9 & 6th Hyd Reloc	2	0	1.99%	0
	01/01/21	R17-11D1.19-P-0007	Other MO Water	Meters	Relocation	1711	MOPJ_CDBG_4002_Service_Relo	85,283	2,217	2.40%	2,047
	01/01/21	R17-11D1.19-P-0007	Other MO Water	Services	Relocation	1711	MOPJ_CDBG_4002_Service_Relo	4,585	145	2.92%	134
	02/01/21	R17-02D1.20-P-0001	STL County Water	Main	Relocation	1702	MOSL_MSD 2020 Investigations	135,988	1,890	1.39%	1,890
	02/01/21	R17-02D1.20-P-0004	STL County Water	Hydrants	Relocation	1702	MOSL_HWY_270_Abandon_16" East_of_OH	2	0	1.82%	0
	02/01/21	R17-02D1.20-P-0004	STL County Water	Main	Relocation	1702	MOSL_HWY_270_Abandon_16" East_of_OH	4,305	60	1.39%	60
	02/01/21	R17-02D1.20-P-0015	STL County Water	Main	Relocation	1702	MOSL_POLSON_LN_30" DI_350' RELO	11,214	156	1.39%	156
	02/01/21	R17-02D1.20-P-0015	STL County Water	Services	Relocation	1702	MOSL_POLSON_LN_30" DI_350' RELO	34	1	2.93%	1
	02/01/21	R17-02D1.20-P-0019	STL County Water	Main	Relocation	1702	MOSL_Breezy_Point_Ln_24" DI_1100' R	4,467	62	1.39%	62
	02/01/21	R17-02D1.20-P-0027	STL County Water	Main	Relocation	1702	MOSL_Linden_Storm_Sewer-6" DI-300'_	39,684	552	1.39%	552
	02/01/21	R17-02D1.20-P-0029	STL County Water	Main	Relocation	1702	MOSL_Turf_Ct_8" PVC_100'-RELO	13,458	187	1.39%	187
	02/01/21	R17-02D1.20-P-0034	STL County Water	Hydrants	Relocation	1702	MOSL-St.LouisAve-150'-20"-relocate	(230)	(4)	1.85%	(4)
	02/01/21	R17-02D1.20-P-0034	STL County Water	Main	Relocation	1702	MOSL-St.LouisAve-150'-20"-relocate	(6,751)	(94)	1.39%	(94)
	02/01/21	R17-04D1.20-P-0001	Other MO Water	Hydrants	Relocation	1704	MOPV-Platte_Rd Relocation	5,489	102	1.85%	102
	02/01/21	R17-04D1.20-P-0001	Other MO Water	Main	Relocation	1704	MOPV-Platte_Rd Relocation	102,092	1,419	1.39%	1,419
	02/01/21	R17-11D1.20-P-0001	Other MO Water	Main	Relocation	1711	MOPJ-Florida_Ave_Relocation	0	0	0.00%	0
	03/01/21	R17-02D1.20-P-0001	STL County Water	Main	Relocation	1702	MOSL_MSD 2020 Investigations	(13,933)	(178)	1.39%	(194)
	03/01/21	R17-02D1.20-P-0004	STL County Water	Hydrants	Relocation	1702	MOSL_HWY_270_Abandon_16" East_of_OH	1	0	1.43%	0
	03/01/21	R17-02D1.20-P-0004	STL County Water	Main	Relocation	1702	MOSL_HWY_270_Abandon_16" East_of_OH	1,325	17	1.39%	18
	03/01/21	R17-02D1.20-P-0015	STL County Water	Main	Relocation	1702	MOSL_POLSON_LN_30" DI_350' RELO	17,025	217	1.39%	237
	03/01/21	R17-02D1.20-P-0015	STL County Water	Meters	Relocation	1702	MOSL_POLSON_LN_30" DI_350' RELO	175	4	2.40%	4
	03/01/21	R17-02D1.20-P-0015	STL County Water	Services	Relocation	1702	MOSL_POLSON_LN_30" DI_350' RELO	(8)	(0)	2.88%	(0)
	03/01/21	R17-02D1.20-P-0019	STL County Water	Main	Relocation	1702	MOSL_Breezy_Point_Ln_24" DI_1100' R	160	2	1.39%	2
	03/01/21	R17-02D1.20-P-0029	STL County Water	Main	Relocation	1702	MOSL_Turf_Ct_8" PVC_100'-RELO	994	13	1.39%	14
	03/01/21	R17-04D1.20-P-0002	Other MO Water	Hydrants	Relocation	1704	MOPV Hwy 9 & 6th Hyd Reloc	0	0	0.00%	0
	04/01/21	R17-02D1.20-P-0001	STL County Water	Main	Relocation	1702	MOSL_MSD 2020 Investigations	0	0	0.00%	0
	04/01/21	R17-02D1.20-P-0004	STL County Water	Hydrants	Relocation	1702	MOSL_HWY_270_Abandon_16" East_of_OH	13	0	1.84%	0
	04/01/21	R17-02D1.20-P-0004	STL County Water	Main	Relocation	1702	MOSL_HWY_270_Abandon_16" East_of_OH	24,499	284	1.39%	341
	04/01/21	R17-02D1.20-P-0005	STL County Water	Main	Relocation	1702	MOSL_150_N_Brentwood_45' 8" RELO	0	(0)	0.00%	(0)
	04/01/21	R17-02D1.20-P-0015	STL County Water	Main	Relocation	1702	MOSL_POLSON_LN_30" DI_350' RELO	25,107	291	1.39%	349
	04/01/21	R17-02D1.20-P-0015	STL County Water	Meters	Relocation	1702	MOSL_POLSON_LN_30" DI_350' RELO	51	1	2.37%	1
	04/01/21	R17-02D1.20-P-0015	STL County Water	Services	Relocation	1702	MOSL_POLSON_LN_30" DI_350' RELO	26	1	2.92%	1
	04/01/21	R17-02D1.20-P-0019	STL County Water	Main	Relocation	1702	MOSL_Breezy_Point_Ln_24" DI_1100' R	18,431	213	1.39%	256
	04/01/21	R17-02D1.20-P-0024	STL County Water	Main	Relocation	1702	MOSL_Willow_Hill_Ladue_6_Ci_90'_REL	37,642	436	1.39%	523
	04/01/21	R17-02D1.20-P-0024	STL County Water	Meters	Relocation	1702	MOSL_Willow_Hill_Ladue_6_Ci_90'_REL	792	16	2.40%	19
	04/01/21	R17-02D1.20-P-0024	STL County Water	Services	Relocation	1702	MOSL_Willow_Hill_Ladue_6_Ci_90'_REL	396	10	2.92%	12
	04/01/21	R17-02D1.20-P-0029	STL County Water	Main	Relocation	1702	MOSL_Turf_Ct_8" PVC_100'-RELO	178	2	1.39%	2
	05/01/21	R17-02D1.18-P-0046	STL County Water	Main	Relocation	1702	MOSL-Villa-Dorado-8"CI-RELO	198,041	2,065	1.39%	2,753
	05/01/21	R17-02D1.20-P-0001	STL County Water	Main	Relocation	1702	MOSL_MSD 2020 Investigations	703	7	1.39%	10
	05/01/21	R17-02D1.20-P-0004	STL County Water	Hydrants	Relocation	1702	MOSL_HWY_270_Abandon_16" East_of_OH	(13)	(0)	1.85%	(0)
	05/01/21	R17-02D1.20-P-0004	STL County Water	Main	Relocation	1702	MOSL_HWY_270_Abandon_16" East_of_OH	(24,970)	(260)	1.39%	(347)
	05/01/21	R17-02D1.20-P-0015	STL County Water	Main	Relocation	1702	MOSL_POLSON_LN_30" DI_350' RELO	(16,216)	(169)	1.39%	(225)
	05/01/21	R17-02D1.20-P-0015	STL County Water	Meters	Relocation	1702	MOSL_POLSON_LN_30" DI_350' RELO	(34)	(1)	2.91%	(1)
	05/01/21	R17-02D1.20-P-0015	STL County Water	Services	Relocation	1702	MOSL_POLSON_LN_30" DI_350' RELO	(17)	(0)	2.39%	(1)
	05/01/21	R17-02D1.20-P-0019	STL County Water	Main	Relocation	1702	MOSL_Breezy_Point_Ln_24" DI_1100' R	(13,041)	(136)	1.39%	(181)
	05/01/21	R17-02D1.20-P-0024	STL County Water	Main	Relocation	1702	MOSL_Willow_Hill_Ladue_6_Ci_90'_REL	16,654	174	1.39%	231
	05/01/21	R17-02D1.20-P-0024	STL County Water	Meters	Relocation	1702	MOSL_Willow_Hill_Ladue_6_Ci_90'_REL	214	4	2.39%	5
	05/01/21	R17-02D1.20-P-0024	STL County Water	Services	Relocation	1702	MOSL_Willow_Hill_Ladue_6_Ci_90'_REL	107	2	2.93%	3
	05/01/21	R17-02D1.21-P-0002	STL County Water	Hydrants	Relocation	1702	MOSL_Topping_Road_8" PVC_500'_RELO	20,601	286	1.85%	381
	05/01/21	R17-02D1.21-P-0002	STL County Water	Main	Relocation	1702	MOSL_Topping_Road_8" PVC_500'_RELO	261,043	2,721	1.39%	3,629
	05/01/21	R17-02D1.21-P-0002	STL County Water	Meters	Relocation	1702	MOSL_Topping_Road_8" PVC_500'_RELO	13,575	244	2.40%	326
	05/01/21	R17-02D1.21-P-0002	STL County Water	Services	Relocation	1702	MOSL_Topping_Road_8" PVC_500'_RELO	36,484	799	2.92%	1,065
	05/01/21	R17-02D1.21-P-0006	STL County Water	Main	Relocation	1702	MOSL-Brentwood_Ind_Dr-8" PVC_340'_R	101,176	1,055	1.39%	1,406
	05/01/21	R17-02D1.21-P-0011	STL County Water	Hydrants	Relocation	1702	MOSL-Brentwood_Ind_Dr-8" PVC_900'_R	47,639	661	1.85%	881
	05/01/21	R17-02D1.21-P-0011	STL County Water	Main	Relocation	1702	MOSL-Brentwood_Ind_Dr-8" PVC_900'_R	225,332	2,349	1.39%	3,132
	06/01/21	R17-02D1.17-P-0036	STL County Water	Hydrants	Relocation	1702	MOSL-Wolff_Lane-RELO	(751)	(9)	1.85%	(14)
	06/01/21	R17-02D1.17-P-0036	STL County Water	Main	Relocation	1702	MOSL-Wolff_Lane-RELO	751	7	1.39%	10
	06/01/21	R17-02D1.18-P-0040	STL County Water	Main	Relocation	1702	MOSL-Heege_Rd-16"-DI-RELO	0	0	0.00%	0
	06/01/21	R17-02D1.18-P-0042	STL County Water	Hydrants	Relocation	1702	MOSL-Berry_Rd-24"HDPE-1000'-RELO	3	0	1.95%	0
	06/01/21	R17-02D1.18-P-0042	STL County Water	Main	Relocation	1702	MOSL-Berry_Rd-24"HDPE-1000'-RELO	710	7	1.39%	10
	06/01/21	R17-02D1.18-P-0046	STL County Water	Main	Relocation	1702	MOSL-Villa-Dorado-8"CI-RELO	(226)	(2)	1.39%	(3)
	06/01/21	R17-02D1.19-P-0012	STL County Water	Hydrants	Relocation	1702	MOSL-schoettler_rd-8"DI-investigati	803	10	1.85%	15
	06/01/21	R17-02D1.19-P-0012	STL County Water	Main	Relocation	1702	MOSL-schoettler_rd-8"DI-investigati	(803)	(7)	1.39%	(11)
	06/01/21	R17-02D1.20-P-0001	STL County Water	Main	Relocation	1702	MOSL_MSD 2020 Investigations	1,878	17	1.39%	26
	06/01/21	R17-02D1.20-P-0004	STL County Water	Main	Relocation	1702	MOSL_HWY_270_Abandon_16" East_of_OH	(16)	(0)	1.36%	(0)
	06/01/21	R17-02D1.20-P-0008	STL County Water	Main	Relocation	1702	MOSL-McKnight_Road-900'-8" DI-RELO	0	0	0.00%	0
	06/01/21	R17-02D1.20-P-0009	STL County Water	Main	Relocation	1702	MOSL-McClure_HS_950'-6"-CI-Abandon	0	0	0.00%	0
	06/01/21	R17-02D1.20-P-0015	STL County Water	Main	Relocation	1702	MOSL_POLSON_LN_30" DI_350' RELO	(21)	(0)	1.38%	(0)
	06/01/21	R17-02D1.20-P-0019	STL County Water	Main	Relocation	1702	MOSL_Breezy_Point_Ln_24" DI_1100' R	(544)	(5)	1.39%	(8)
	06/01/21	R17-02D1.20-P-0020	STL County Water	Main	Relocation	1702	MOSL-OLD_CHESTERFIELD_RD-8"CI-150'R	0	0	0.00%	0
	06/01/21	R17-02D1.20-P-0024	STL County Water	Main	Relocation	1702	MOSL_Willow_Hill_Ladue_6_Ci_90'_REL	(			

Missouri American Water Company  
 WSIRA 1 (January 2021 to July 2021) Eligible Projects  
 Replacements / Relocations

In Service													
Date	Work Order	Tariff Group	Asset Type	Account	Profit Center	Work Order Description	Investment	Accum Dep	Depr Rate	Dep Exp			
06/01/21	R17-02D1.21-P-0002	STL County Water	Services	Relocation	1702	MOSL_Topping_Road_8" PVC_500' RELO	881	17	2.92%	26			
06/01/21	R17-02D1.21-P-0011	STL County Water	Hydrants	Relocation	1702	MOSL-Brentwood_Ind_Dr-8" PVC_900' R	(3,826)	(47)	1.85%	(71)			
06/01/21	R17-02D1.21-P-0011	STL County Water	Main	Relocation	1702	MOSL-Brentwood_Ind_Dr-8" PVC_900' R	(5,501)	(51)	1.39%	(76)			
06/01/21	R17-03D1.21-P-0002	Other MO Water	Main	Relocation	1703	MOSL_6th_Ave_Relocation	53,651	497	1.39%	746			
07/01/21	R17-02D1.18-P-0039	STL County Water	Hydrants	Relocation	1702	MOSL-WASH/ELIZ-16_TR-FLEX-400-RELO	57,424	620	1.85%	1,062			
07/01/21	R17-02D1.18-P-0039	STL County Water	Main	Relocation	1702	MOSL-WASH/ELIZ-16_TR-FLEX-400-RELO	941,353	7,633	1.39%	13,085			
07/01/21	R17-02D1.18-P-0039	STL County Water	Meters	Relocation	1702	MOSL-WASH/ELIZ-16_TR-FLEX-400-RELO	33,016	462	2.40%	792			
07/01/21	R17-02D1.18-P-0039	STL County Water	Services	Relocation	1702	MOSL-WASH/ELIZ-16_TR-FLEX-400-RELO	11,485	196	2.92%	335			
07/01/21	R17-02D1.18-P-0040	STL County Water	Main	Relocation	1702	MOSL-Heege_Rd-16" DI-RELO	0	0	0.00%	(0)			
07/01/21	R17-02D1.18-P-0042	STL County Water	Hydrants	Relocation	1702	MOSL-Berry_Rd-24" HDPE-1000'-RELO	(4)	(0)	1.96%	(0)			
07/01/21	R17-02D1.18-P-0042	STL County Water	Main	Relocation	1702	MOSL-Berry_Rd-24" HDPE-1000'-RELO	(951)	(8)	1.39%	(13)			
07/01/21	R17-02D1.18-P-0046	STL County Water	Main	Relocation	1702	MOSL-Villa-Dorado-8" CI-RELO	0	0	0.00%	(0)			
07/01/21	R17-02D1.19-P-0014	STL County Water	Main	Relocation	1702	MOSL-Emerson-Rd-6" CI-200'-RELO	0	0	0.00%	(0)			
07/01/21	R17-02D1.19-P-0035	STL County Water	Main	Relocation	1702	MOSL_Berry Road 8" Portion PVC line	5,394	44	1.39%	75			
07/01/21	R17-02D1.19-P-0039	STL County Water	Main	Relocation	1702	MOSL-Forder-Rd-70'-6" DI-200'-RELO	0	0	0.00%	(0)			
07/01/21	R17-02D1.20-P-0001	STL County Water	Main	Relocation	1702	MOSL_MSD 2020 Investigations	(5,903)	(48)	1.39%	(82)			
07/01/21	R17-02D1.20-P-0004	STL County Water	Hydrants	Relocation	1702	MOSL_HWY_270_Abandon_16" East_of_OH	0	0	0.00%	(0)			
07/01/21	R17-02D1.20-P-0004	STL County Water	Main	Relocation	1702	MOSL_HWY_270_Abandon_16" East_of_OH	(36)	(0)	1.39%	(1)			
07/01/21	R17-02D1.20-P-0008	STL County Water	Main	Relocation	1702	MOSL-McKnight_Road-900'-8" DI-RELO	0	0	0.00%	(0)			
07/01/21	R17-02D1.20-P-0009	STL County Water	Main	Relocation	1702	MOSL-McClure_HS_950'-6"-CI-Abandon	0	0	0.00%	(0)			
07/01/21	R17-02D1.20-P-0015	STL County Water	Main	Relocation	1702	MOSL_POLSON_LN_30" DI_350' RELO	14,894	121	1.39%	207			
07/01/21	R17-02D1.20-P-0015	STL County Water	Meters	Relocation	1702	MOSL_POLSON_LN_30" DI_350' RELO	30	0	2.38%	1			
07/01/21	R17-02D1.20-P-0015	STL County Water	Services	Relocation	1702	MOSL_POLSON_LN_30" DI_350' RELO	15	0	2.91%	0			
07/01/21	R17-02D1.20-P-0019	STL County Water	Main	Relocation	1702	MOSL_Breezy_Point_Ln_24" DI_1100' R	(10)	(0)	1.37%	(0)			
07/01/21	R17-02D1.20-P-0020	STL County Water	Main	Relocation	1702	MOSL-OLD_CHESTERFIELD_RD-8" CI-150'R	82	1	1.39%	1			
07/01/21	R17-02D1.20-P-0024	STL County Water	Main	Relocation	1702	MOSL_Willow_Hill_Ladue_6_Ci_90' REL	16	0	1.43%	0			
07/01/21	R17-02D1.20-P-0024	STL County Water	Meters	Relocation	1702	MOSL_Willow_Hill_Ladue_6_Ci_90' REL	3	0	2.67%	0			
07/01/21	R17-02D1.20-P-0024	STL County Water	Services	Relocation	1702	MOSL_Willow_Hill_Ladue_6_Ci_90' REL	2	0	2.67%	0			
07/01/21	R17-02D1.20-P-0028	STL County Water	Main	Relocation	1702	MOSL_Quan_Ave_12" CI_1400' RELO	0	0	0.00%	(0)			
07/01/21	R17-02D1.20-P-0036	STL County Water	Hydrants	Relocation	1702	MOSL_NEW_FLORISS_PH-1_24" HDPE_1000	33,560	362	1.85%	621			
07/01/21	R17-02D1.20-P-0036	STL County Water	Main	Relocation	1702	MOSL_NEW_FLORISS_PH-1_24" HDPE_1000	1,783,533	14,461	1.39%	24,791			
07/01/21	R17-02D1.20-P-0036	STL County Water	Meters	Relocation	1702	MOSL_NEW_FLORISS_PH-1_24" HDPE_1000	11,020	154	2.40%	264			
07/01/21	R17-02D1.20-P-0036	STL County Water	Services	Relocation	1702	MOSL_NEW_FLORISS_PH-1_24" HDPE_1000	5,677	97	2.92%	166			
07/01/21	R17-02D1.20-P-0037	STL County Water	Main	Relocation	1702	MOSL_WEST_FLORISSANT_30" DI_1500_RE	1,095,725	8,885	1.39%	15,231			
07/01/21	R17-02D1.20-P-0037	STL County Water	Meters	Relocation	1702	MOSL_WEST_FLORISSANT_30" DI_1500_RE	23,020	322	2.40%	553			
07/01/21	R17-02D1.20-P-0037	STL County Water	Services	Relocation	1702	MOSL_WEST_FLORISSANT_30" DI_1500_RE	11,510	196	2.92%	336			
07/01/21	R17-02D1.21-P-0002	STL County Water	Main	Relocation	1702	MOSL_Topping_Road_8" PVC_500' RELO	0	0	0.00%	(0)			
07/01/21	R17-02D1.21-P-0010	STL County Water	Hydrants	Relocation	1702	MOSL_NEW_FLORISS_PH-2_12" DI_1450_R	10,956	118	1.85%	203			
07/01/21	R17-02D1.21-P-0010	STL County Water	Main	Relocation	1702	MOSL_NEW_FLORISS_PH-2_12" DI_1450_R	259,757	2,106	1.39%	3,611			
07/01/21	R17-02D1.21-P-0010	STL County Water	Meters	Relocation	1702	MOSL_NEW_FLORISS_PH-2_12" DI_1450_R	14,024	196	2.40%	337			
07/01/21	R17-02D1.21-P-0010	STL County Water	Services	Relocation	1702	MOSL_NEW_FLORISS_PH-2_12" DI_1450_R	8,765	149	2.92%	256			
07/01/21	R17-02D1.21-P-0011	STL County Water	Hydrants	Relocation	1702	MOSL-Brentwood_Ind_Dr-8" PVC_900' R	(33,237)	(359)	1.85%	(615)			
07/01/21	R17-02D1.21-P-0011	STL County Water	Main	Relocation	1702	MOSL-Brentwood_Ind_Dr-8" PVC_900' R	31,323	254	1.39%	435			
07/01/21	R17-02D1.21-P-0019	STL County Water	Main	Relocation	1702	MOSL_NEW_FLORISS_PH-3_16" HDPE_1550	202,225	1,640	1.39%	2,811			
07/01/21	R17-03D1.21-P-0002	Other MO Water	Main	Relocation	1703	MOSL_6th_Ave_Relocation	2,200	18	1.39%	31			

Total Relocations

5,989,232	56,592	86,955
-----------	--------	--------

In Service													
Date	Work Order	Tariff Group	Type	Account	Profit Center	Work Order Description	Investment	Accum Dep	Depr Rate	Dep Exp			
01/01/21	I17-020134-01	STL County Water	Pumping	Replacement	1702	CP A High Serv Switchgear & Station	27,503	563	1.89%	520			
01/01/21	I17-020134-01	STL County Water	SCADA	Replacement	1702	CP A High Serv Switchgear & Station	3,634	227	5.76%	209			
01/01/21	I17-110022-01	Other MO Water	SCADA	Replacement	1711	JOP-32nd_St_PS_Upgrade	326	20	5.76%	19			
01/01/21	I17-120007-01	Other MO Water	SCADA	Replacement	1712	JFC-WTP Clearwell & HSPS (A-4)	15	1	5.75%	1			
01/01/21	I17-120011-01	Other MO Water	Hydrants	Replacement	1712	JFC-Schell_Ridge_Zone_Supply_Main	2	0	1.66%	0			
01/01/21	I17-120013-01	Other MO Water	Hydrants	Replacement	1712	MOJC-Southwest_Blvd_12" Main_Repl	873	17	1.85%	16			
01/01/21	I17-120013-01	Other MO Water	Main	Replacement	1712	MOJC-Southwest_Blvd_12" Main_Repl	14,485	218	1.39%	201			
01/01/21	I17-120013-01	Other MO Water	Services	Replacement	1712	MOJC-Southwest_Blvd_12" Main_Repl	1,745	55	2.92%	51			
01/01/21	I17-330003-01	Other MO Water	SCADA	Replacement	1733	Tri States Well 6 & Storage Tank	941	59	5.76%	54			
01/01/21	I17-550001-01	Other MO Water	SCADA	Replacement	1755	MOBM-Saddlebrook_Booster_Station	5,530	345	5.76%	319			
01/01/21	R17-01L1.19-P-0008	Other MO Water	SCADA	Replacement	1706	WB HMI Pcs - 2 Ctrl Room, 1 Lab	0	0	4.17%	0			
01/01/21	R17-01L1.19-P-0013	Other MO Water	SCADA	Replacement	1709	IV HMI PC GEN64 Upgrade/Call Out	1	0	5.56%	(0)			
01/01/21	R17-01L1.20-P-0004	Other MO Water	SCADA	Replacement	1711	JP Remote Sites PLC Upgrades	(62)	(4)	5.73%	(4)			
01/01/21	R17-01L1.20-P-0005	Other MO Water	SCADA	Replacement	1711	JP Shoal Creek PLC Upgrade	(14)	(1)	5.76%	(1)			
01/01/21	R17-01L1.20-P-0006	Other MO Water	SCADA	Replacement	1711	JP Remote Sites Comm Backup	1	0	10.00%	(0)			
01/01/21	R17-01L1.20-P-0007	STL County Water	SCADA	Replacement	1702	STL CP Alarm Alert Upgrades	812	64	7.33%	59			
01/01/21	R17-01L1.20-P-0008	Other MO Water	SCADA	Replacement	1712	JC WTP and St Craig Rd Network & Ct	690	43	5.76%	40			
01/01/21	R17-01L1.20-P-0010	Other MO Water	Pumping	Replacement	1710	MX HWY 54 BOOSTER PUMP UPGRADE	2,067	42	1.89%	39			
01/01/21	R17-01L1.20-P-0012	Other MO Water	SCADA	Replacement	1703	SJ KH Vault Equipment Upgrade	(18)	(1)	5.75%	(1)			
01/01/21	R17-02B1.12-P-0043	STL County Water	Main	Replacement	1702	OBSL-Claiborne Pl E12-119 AS	(0)	(0)	2.44%	(0)			
01/01/21	R17-02B1.15-P-0212	STL County Water	Hydrants	Replacement	1702	Lakeshire_Dr_1280'_8" PVC_OBSL	2,498	50	1.85%	46			
01/01/21	R17-02B1.15-P-0212	STL County Water	Main	Replacement	1702	Lakeshire_Dr_1280'_8" PVC_OBSL	53,395	804	1.39%	742			
01/01/21	R17-02B1.15-P-0233	STL County Water	Hydrants	Replacement	1702	MOSL_Elise_Dr_1290'_8" PVC_OBSL	(13)	(0)	1.87%	(0)			
01/01/21	R17-02B1.15-P-0233	STL County Water	Main	Replacement	1702	MOSL_Elise_Dr_1290'_8" PVC_OBSL	(277)	(4)	1.39%	(4)			
01/01/21	R17-02B1.18-P-0037	STL County Water	Hydrants	Replacement	1702	MOSL_REDMAN_AVE_P1_16" TRFLEX_2570'	47	1	1.84%	1			
01/01/21	R17-02B1.18-P-0037	STL County Water	Main	Replacement	1702	MOSL_REDMAN_AVE_P1_16" TRFLEX_2570'	1,856	28	1.39%	26			
01/01/21	R17-02B1.18-P-0055	STL County Water	Hydrants	Replacement	1702	MOSL-DUNN/PERSHALL_PH_2_20_DI-1650-	208	4	1.85%	4			
01/01/21	R17-02B1.18-P-0055	STL County Water	Main	Replacement	1702	MOSL-DUNN/PERSHALL_PH_2_20_DI-1650-	2,711	41	1.39%	38			
01/01/21	R17-02B1.18-P-0059	STL County Water	Hydrants	Replacement	1702	MOSL-Sappington_Phase2-24_DI-1080-O	(288)	(6)	1.84%	(5)			
01/01/21	R17-02B1.18-P-0059	STL County Water	Main	Replacement	1702	MOSL-Sappington_Phase2-24_DI-1080-O	288	4	1.38%	4			
01/01/21	R17-02B1.18-P-0060	STL County Water	Hydrants	Replacement	1702	MOSL-Sappington_Phase3-24_DI-1100-O	(2,996)	(60)	1.85%	(55)			
01/01/21	R17-02B1.18-P-0060	STL County Water	Main	Replacement	1702	MOSL-Sappington_Phase3-24_DI-1100-O	2,996	45	1.39%	42			
01/01/21	R17-02B1.18-P-0062	STL County Water	Hydrants	Replacement	1702	MOSL_HOGHOLLOW_ABTE_36" LUMAIN	(25)	(1)	1.84%	(0)			



Missouri American Water Company  
 WSIRA 1 (January 2021 to July 2021) Eligible Projects  
 Replacements / Relocations

In Service		Tariff Group	Asset Type	Account	Profit Center	Work Order Description	Investment	Accum Dep	Depr Rate	Dep Exp
Date	Work Order									
01/01/21	R17-02B1.19-P-0047	STL County Water	Hydrants	Replacement	1702	MOSL_REVERE_LN_8" PVC_1584' OBSL	(1,764)	(35)	1.85%	(33)
01/01/21	R17-02B1.19-P-0047	STL County Water	Main	Replacement	1702	MOSL_REVERE_LN_8" PVC_1584' OBSL	(19,643)	(296)	1.39%	(273)
01/01/21	R17-02B1.19-P-0049	STL County Water	Hydrants	Replacement	1702	MOSL_BIRCHWOOD_DR_8" PVC_1395' OBSL	(39)	(1)	1.85%	(1)
01/01/21	R17-02B1.19-P-0049	STL County Water	Main	Replacement	1702	MOSL_BIRCHWOOD_DR_8" PVC_1395' OBSL	(307)	(5)	1.39%	(4)
01/01/21	R17-02B1.19-P-0053	STL County Water	Hydrants	Replacement	1702	MOSL_Big_Bend_Blvd_16" TRFlex Ph2	21,915	439	1.85%	405
01/01/21	R17-02B1.19-P-0053	STL County Water	Main	Replacement	1702	MOSL_Big_Bend_Blvd_16" TRFlex Ph2	89,722	1,351	1.39%	1,247
01/01/21	R17-02B1.19-P-0053	STL County Water	Meters	Replacement	1702	MOSL_Big_Bend_Blvd_16" TRFlex Ph2	7,305	190	2.40%	175
01/01/21	R17-02B1.19-P-0053	STL County Water	Services	Replacement	1702	MOSL_Big_Bend_Blvd_16" TRFlex Ph2	3,652	116	2.92%	107
01/01/21	R17-02B1.19-P-0072	STL County Water	Hydrants	Replacement	1702	MOSL_WILDWOOD_PKWY_8" PVC_1875' OBSL	(0)	(0)	0.00%	(0)
01/01/21	R17-02B1.19-P-0072	STL County Water	Main	Replacement	1702	MOSL_WILDWOOD_PKWY_8" PVC_1875' OBSL	(0)	(0)	2.17%	(0)
01/01/21	R17-02B1.19-P-0073	STL County Water	Hydrants	Replacement	1702	MOSL_SHACKELFORD_RETIRE_1991' 8" CI	0	0	0.00%	0
01/01/21	R17-02B1.19-P-0073	STL County Water	Main	Replacement	1702	MOSL_SHACKELFORD_RETIRE_1991' 8" CI	(0)	(0)	0.00%	0
01/01/21	R17-02B1.19-P-0074	STL County Water	Hydrants	Replacement	1702	MOSL_GLYN_CAGNY_PH1_12_PVC_3281_OBS	(1)	(0)	1.60%	(0)
01/01/21	R17-02B1.19-P-0074	STL County Water	Main	Replacement	1702	MOSL_GLYN_CAGNY_PH1_12_PVC_3281_OBS	(36)	(1)	1.39%	(1)
01/01/21	R17-02B1.19-P-0075	STL County Water	Hydrants	Replacement	1702	MOSL_GLYN_CAGNY_PH2_12_PVC_3281_OBS	(9)	(0)	1.88%	(0)
01/01/21	R17-02B1.19-P-0075	STL County Water	Main	Replacement	1702	MOSL_GLYN_CAGNY_PH2_12_PVC_3281_OBS	(150)	(2)	1.39%	(2)
01/01/21	R17-02B1.19-P-0076	STL County Water	Hydrants	Replacement	1702	MOSL_GLYN_CAGNY_PH3_12_PVC_3281_OBS	(1)	(0)	2.20%	(0)
01/01/21	R17-02B1.19-P-0076	STL County Water	Main	Replacement	1702	MOSL_GLYN_CAGNY_PH3_12_PVC_3281_OBS	(26)	(0)	1.40%	(0)
01/01/21	R17-02B1.19-P-0077	STL County Water	Hydrants	Replacement	1702	MOSL_FOREST_PKY_8" PVC_989' OBSL	(0)	(0)	0.00%	0
01/01/21	R17-02B1.19-P-0077	STL County Water	Main	Replacement	1702	MOSL_FOREST_PKY_8" PVC_989' OBSL	(0)	(0)	0.00%	0
01/01/21	R17-02B1.19-P-0092	STL County Water	Hydrants	Replacement	1702	MOSL_HIGHLAND_RIDGE_DR_8" PVC_2200'	(0)	(0)	0.00%	0
01/01/21	R17-02B1.19-P-0092	STL County Water	Main	Replacement	1702	MOSL_HIGHLAND_RIDGE_DR_8" PVC_2200'	(3)	(0)	1.32%	(0)
01/01/21	R17-02B1.19-P-0093	STL County Water	Hydrants	Replacement	1702	MOSL_KENILWORTH_LN_8" PVC_2000' OBSL	(0)	(0)	2.78%	(0)
01/01/21	R17-02B1.19-P-0093	STL County Water	Main	Replacement	1702	MOSL_KENILWORTH_LN_8" PVC_2000' OBSL	(5)	(0)	1.29%	(0)
01/01/21	R17-02B1.19-P-0094	STL County Water	Hydrants	Replacement	1702	MOSL_DEVON_CT_8" PVC_225' OBSL	(0)	(0)	0.00%	0
01/01/21	R17-02B1.19-P-0094	STL County Water	Main	Replacement	1702	MOSL_DEVON_CT_8" PVC_225' OBSL	(0)	(0)	0.00%	0
01/01/21	R17-02B1.19-P-0098	STL County Water	Hydrants	Replacement	1702	MOSL_NANCY_PL_8" PVC OBSL	9,267	186	1.85%	171
01/01/21	R17-02B1.19-P-0098	STL County Water	Main	Replacement	1702	MOSL_NANCY_PL_8" PVC OBSL	169,416	2,551	1.39%	2,355
01/01/21	R17-02B1.19-P-0099	STL County Water	Hydrants	Replacement	1702	MOSL_WILDWOOD_PKWY_8" PVC_1585' OBSL	(0)	(0)	0.00%	0
01/01/21	R17-02B1.19-P-0099	STL County Water	Main	Replacement	1702	MOSL_WILDWOOD_PKWY_8" PVC_1585' OBSL	(0)	(0)	0.00%	0
01/01/21	R17-02B1.19-P-0101	STL County Water	Hydrants	Replacement	1702	MOSL_BOPOP_DR_8" PVC_1110' OBSL	(11)	(0)	1.83%	(0)
01/01/21	R17-02B1.19-P-0101	STL County Water	Main	Replacement	1702	MOSL_BOPOP_DR_8" PVC_1110' OBSL	(102)	(2)	1.39%	(1)
01/01/21	R17-02B1.19-P-0109	STL County Water	Hydrants	Replacement	1702	MOSL_BRAEBURN_DR_8" PVC_1225' OBSL	(1,226)	(25)	1.85%	(23)
01/01/21	R17-02B1.19-P-0109	STL County Water	Main	Replacement	1702	MOSL_BRAEBURN_DR_8" PVC_1225' OBSL	(13,298)	(200)	1.39%	(185)
01/01/21	R17-02B1.19-P-0109	STL County Water	Meters	Replacement	1702	MOSL_BRAEBURN_DR_8" PVC_1225' OBSL	(0)	(0)	0.00%	0
01/01/21	R17-02B1.19-P-0109	STL County Water	Services	Replacement	1702	MOSL_BRAEBURN_DR_8" PVC_1225' OBSL	(0)	(0)	0.00%	0
01/01/21	R17-02B1.19-P-0110	STL County Water	Hydrants	Replacement	1702	MOSL_CELLA_RD_8" PVC_1850' OBSL	(3)	(0)	1.82%	(0)
01/01/21	R17-02B1.19-P-0110	STL County Water	Main	Replacement	1702	MOSL_CELLA_RD_8" PVC_1850' OBSL	(62)	(1)	1.38%	(1)
01/01/21	R17-02B1.19-P-0136	STL County Water	Hydrants	Replacement	1702	MOSL_EDDIE_N_PARK_RD_PH1_16_DI_1650	13	(0)	1.89%	(0)
01/01/21	R17-02B1.19-P-0136	STL County Water	Main	Replacement	1702	MOSL_EDDIE_N_PARK_RD_PH1_16_DI_1650	460	7	1.39%	6
01/01/21	R17-02B1.19-P-0137	STL County Water	Hydrants	Replacement	1702	MOSL_EDDIE_N_PARK_RD_PH2_16_DI_1475	(1)	(0)	1.48%	(0)
01/01/21	R17-02B1.19-P-0137	STL County Water	Main	Replacement	1702	MOSL_EDDIE_N_PARK_RD_PH2_16_DI_1475	(88)	(1)	1.39%	(1)
01/01/21	R17-02B1.19-P-0138	STL County Water	Hydrants	Replacement	1702	MOSL_EDDIE_N_PARK_RD_PH3_16_DI_1940	(6)	(0)	1.90%	(0)
01/01/21	R17-02B1.19-P-0138	STL County Water	Main	Replacement	1702	MOSL_EDDIE_N_PARK_RD_PH3_16_DI_1940	(154)	(2)	1.39%	(2)
01/01/21	R17-02B1.20-P-0002	STL County Water	Hydrants	Replacement	1702	MOSL_CARONDELET_AVE_12" DI_600' OBS	(5)	(0)	1.86%	(0)
01/01/21	R17-02B1.20-P-0002	STL County Water	Main	Replacement	1702	MOSL_CARONDELET_AVE_12" DI_600' OBS	(7)	(0)	1.34%	(0)
01/01/21	R17-02B1.20-P-0003	STL County Water	Hydrants	Replacement	1702	MOSL_CARONDELET_AVE_12" DI_445' OBS	(1)	(0)	1.25%	(0)
01/01/21	R17-02B1.20-P-0003	STL County Water	Main	Replacement	1702	MOSL_CARONDELET_AVE_12" DI_445' OBS	(3)	(0)	1.60%	(0)
01/01/21	R17-02B1.20-P-0022	STL County Water	Main	Replacement	1702	MOSL-30" Butterfly In Fence_Mp OFC	2,955	45	1.39%	41
01/01/21	R17-02B1.20-P-0024	STL County Water	Hydrants	Replacement	1702	MOSL_DUNN/PERSHALL_PH1-20" DI_2060'	321	6	1.85%	6
01/01/21	R17-02B1.20-P-0024	STL County Water	Main	Replacement	1702	MOSL_DUNN/PERSHALL_PH1-20" DI_2060'	1,495	22	1.39%	21
01/01/21	R17-02B1.20-P-0024	STL County Water	Services	Replacement	1702	MOSL_DUNN/PERSHALL_PH1-20" DI_2060'	21	1	2.92%	1
01/01/21	R17-02B1.20-P-0027	STL County Water	Hydrants	Replacement	1702	MOSL_CLAYMONT_EST_DR_16" TRFLX_5466	655	13	1.85%	12
01/01/21	R17-02B1.20-P-0027	STL County Water	Main	Replacement	1702	MOSL_CLAYMONT_EST_DR_16" TRFLX_5466	41,658	627	1.39%	579
01/01/21	R17-02B1.20-P-0036	STL County Water	Hydrants	Replacement	1702	MOSL_OAK_VALLEY_DR_PH1_8" PVC_1297'	8	(0)	1.89%	0
01/01/21	R17-02B1.20-P-0036	STL County Water	Main	Replacement	1702	MOSL_OAK_VALLEY_DR_PH1_8" PVC_1297'	765	12	1.39%	11
01/01/21	R17-02B1.20-P-0044	STL County Water	Hydrants	Replacement	1702	MOSL_HANLEY_IND_CT_PH1_12" PVC_1600	(179)	(4)	1.85%	(3)
01/01/21	R17-02B1.20-P-0044	STL County Water	Main	Replacement	1702	MOSL_HANLEY_IND_CT_PH1_12" PVC_1600	(2,918)	(44)	1.39%	(41)
01/01/21	R17-02B1.20-P-0045	STL County Water	Hydrants	Replacement	1702	MOSL_HANLEY_IND_CT_PH2_12" PVC_1700	(530)	(11)	1.85%	(10)
01/01/21	R17-02B1.20-P-0045	STL County Water	Main	Replacement	1702	MOSL_HANLEY_IND_CT_PH2_12" PVC_1700	(6,134)	(92)	1.39%	(85)
01/01/21	R17-02B1.20-P-0048	STL County Water	Hydrants	Replacement	1702	MOSL_DUNN/BELLE CIR_16" TRFLX_925'	5	(0)	1.91%	(0)
01/01/21	R17-02B1.20-P-0048	STL County Water	Main	Replacement	1702	MOSL_DUNN/BELLE CIR_16" TRFLX_925'	304	5	1.39%	4
01/01/21	R17-02B1.20-P-0065	STL County Water	Hydrants	Replacement	1702	MOSL_FOREWAY_DR_1219' 8" PVC OBSL	(16)	(0)	1.84%	(0)
01/01/21	R17-02B1.20-P-0065	STL County Water	Main	Replacement	1702	MOSL_FOREWAY_DR_1219' 8" PVC OBSL	(406)	(6)	1.39%	(6)
01/01/21	R17-02B1.20-P-0069	STL County Water	Main	Replacement	1702	MOSL_Lackland_Rd_Booster_20" 36" DI	(10)	(0)	1.42%	(0)
01/01/21	R17-02B1.20-P-0081	STL County Water	Hydrants	Replacement	1702	MOSL_MARBROOKE_LN_440' 8" REPL	(1,175)	(24)	1.85%	(22)
01/01/21	R17-02B1.20-P-0081	STL County Water	Main	Replacement	1702	MOSL_MARBROOKE_LN_440' 8" REPL	(14,249)	(215)	1.39%	(198)
01/01/21	R17-02B2.17-P-0008	STL County Water	Hydrants	Replacement	1702	MOSL_ARCH_TERRACE_1300' 8" PVC OBS	30,562	613	1.85%	565
01/01/21	R17-02B2.17-P-0008	STL County Water	Main	Replacement	1702	MOSL_ARCH_TERRACE_1300' 8" PVC OBS	453,707	6,832	1.39%	6,307
01/01/21	R17-02B2.17-P-0009	STL County Water	Hydrants	Replacement	1702	MOSL_GISSLER_AVE_770' 8" PVC OBSL	72,250	1,448	1.85%	1,337
01/01/21	R17-02B2.17-P-0009	STL County Water	Main	Replacement	1702	MOSL_GISSLER_AVE_770' 8" PVC OBSL	9,117	137	1.39%	127
01/01/21	R17-02B2.17-P-0010	STL County Water	Hydrants	Replacement	1702	MOSL_MOORLANDS_DR_PH1_975' 8" PVC	(1)	(0)	1.72%	(0)
01/01/21	R17-02B2.17-P-0010	STL County Water	Main	Replacement	1702	MOSL_MOORLANDS_DR_PH1_975' 8" PVC	(63)	(1)	1.39%	(1)
01/01/21	R17-02B2.17-P-0013	STL County Water	Hydrants	Replacement	1702	MOSL_RALPH_TERR_800' 8" PVC OBSL	22	(0)	1.86%	(0)
01/01/21	R17-02B2.17-P-0013	STL County Water	Main	Replacement	1702	MOSL_RALPH_TERR_800' 8" PVC OBSL	1	(0)	1.68%	(0)
01/01/21	R17-02B2.18-P-0014	STL County Water	Main	Replacement	1702	MOSL_HELEN_AVE_875' 12" PVC OBSL	546	8	1.39%	8
01/01/21	R17-02B2.18-P-0098	STL County Water	Hydrants	Replacement	1702	MOSL_LINDBERGH_DR_750' 8" PVC OBSL	(734)	(15)	1.85%	(14)
01/01/21	R17-02B2.18-P-0098	STL County Water	Main	Replacement	1702	MOSL_LINDBERGH_DR_750' 8" PVC OBSL	(23)	(0)	1.38%	(0)
01/01/21	R17-02B2.18-P-0099	STL County Water	Hydrants	Replacement	1702	MOSL_WEAVER_AVE_1354' 12" PVC OBSL	56,625	1,135	1.85%	1,048
01/01/21	R17-02B2.18-P-0099	STL County Water	Main	Replacement	1702	MOSL_WEAVER_AVE_1354' 12" PVC OBSL	1,180	18	1.39%	16
01/01/21	R17-02B2.18-P-0100	STL County Water	Hydrants	Replacement	1702	MOSL_ALICIA_AVE_1319' 8" PVC OBSL	(0)	(0)	0.00%	0
01/01/21	R17-02B2.18-P-0100	STL County Water	Main	Replacement	1702	MOSL_ALICIA_AVE_1319' 8" PVC OBSL	(0)	(0)	0.00%	0
01/01/21	R17-02B2.19-P-0023	STL County Water	Hydrants	Replacement	1702	MOSL_LAVINIA_DR_8" PVC_1577' OBSL	(7)	(0)	1.81%	(0)
01/01/21	R17-02B2.19-P-0023	STL County Water	Main	Replacement	1702	MOSL_LAVINIA_DR_8" PVC_1577' OBSL	(110)	(2)	1.39%	(2)
01/01/21	R17-02B2.19-P-0025	STL County Water	Hydrants	Replacement	1702	MOSL_MALLORY_DR_8" PVC_1400' OBSL	(0)	(0)	0.00%	0
01/01/21	R17-02B2.19-P-0025	STL County Water	Main	Replacement	1702	MOSL_MALLORY_DR_8" PVC_1400' OBSL	(2)	(0)	1.43%	(0)
01/01/21	R17-02B2.19-P-0033	STL County Water	Hydrants	Replacement	1702	MOSL_Clayton_Rd_PHASE1_1925'_12"PVC	36	1	1.84%	1
01/01/21	R17-02B2.19-P-0033	STL County Water	Main	Replacement	1702	MOSL_Clayton_Rd_PHASE1_1925'_12"PVC	1,226	18	1.39%	17
01/01/21	R17-02B2.19-P-0035	STL County Water	Hydrants	Replacement	1702	MOSL_CHARRETTE_DR_8" PVC_1615' OBSL	(3)	(0)	1.73%	(0)
01/01/21	R17-02B2.									

Missouri American Water Company  
 WSIRA 1 (January 2021 to July 2021) Eligible Projects  
 Replacements / Relocations

In Service	Date	Work Order	Tariff Group	Asset Type	Account	Profit Center	Work Order Description	Investment	Accum Dep	Depr Rate	Dep Exp
	01/01/21	R17-02B2.19-P-0042	STL County Water	Main	Replacement	1702	MOSL_HURSTGREEN_LN_8" PVC_1661'_REP	447	7	1.39%	6
	01/01/21	R17-02B2.19-P-0043	STL County Water	Hydrants	Replacement	1702	MOSL_LYNNBROOK_RD_8" PVC_1679'_REPL	(138)	(3)	1.85%	(3)
	01/01/21	R17-02B2.19-P-0043	STL County Water	Main	Replacement	1702	MOSL_LYNNBROOK_RD_8" PVC_1679'_REPL	(4,635)	(70)	1.39%	(64)
	01/01/21	R17-02B2.19-P-0112	STL County Water	Hydrants	Replacement	1702	MOSL_UNION_RD_PHASE_1_12" PVC_1187	(0)	(0)	2.38%	(0)
	01/01/21	R17-02B2.19-P-0112	STL County Water	Main	Replacement	1702	MOSL_UNION_RD_PHASE_1_12" PVC_1187	(21)	(0)	1.42%	(0)
	01/01/21	R17-02B2.19-P-0113	STL County Water	Hydrants	Replacement	1702	MOSL_UNION_RD_PHASE_2_12" PVC_1460	(1)	(0)	2.38%	(0)
	01/01/21	R17-02B2.19-P-0113	STL County Water	Main	Replacement	1702	MOSL_UNION_RD_PHASE_2_12" PVC_1460	(25)	(0)	1.39%	(0)
	01/01/21	R17-02B2.19-P-0114	STL County Water	Main	Replacement	1702	MOSL_UNION_RD_PHASE_3_8" PVC_1511'	(124)	(2)	1.39%	(2)
	01/01/21	R17-02B2.19-P-0116	STL County Water	Hydrants	Replacement	1702	MOSL_SANTEN_DR_8" PVC_1145'_OBSL	(83)	(2)	1.85%	(2)
	01/01/21	R17-02B2.19-P-0116	STL County Water	Main	Replacement	1702	MOSL_SANTEN_DR_8" PVC_1145'_OBSL	(4,325)	(65)	1.39%	(60)
	01/01/21	R17-02B2.19-P-0117	STL County Water	Hydrants	Replacement	1702	MOSL_COLVIN_DR_8" PVC_1010'_OBSL	(191)	(4)	1.85%	(4)
	01/01/21	R17-02B2.19-P-0117	STL County Water	Main	Replacement	1702	MOSL_COLVIN_DR_8" PVC_1010'_OBSL	(3,460)	(52)	1.39%	(48)
	01/01/21	R17-02B2.19-P-0118	STL County Water	Hydrants	Replacement	1702	MOSL_BLISS_DR_8" PVC_1830'_OBSL	(0)	0	0.00%	0
	01/01/21	R17-02B2.19-P-0118	STL County Water	Main	Replacement	1702	MOSL_BLISS_DR_8" PVC_1830'_OBSL	(2)	(0)	1.26%	(0)
	01/01/21	R17-02B2.19-P-0119	STL County Water	Hydrants	Replacement	1702	MOSL_EWELL_DR_8" PVC_1700'_OBSL	(0)	0	0.00%	0
	01/01/21	R17-02B2.19-P-0119	STL County Water	Main	Replacement	1702	MOSL_EWELL_DR_8" PVC_1700'_OBSL	(5)	(0)	1.43%	(0)
	01/01/21	R17-02B2.19-P-0120	STL County Water	Hydrants	Replacement	1702	MOSL_HOYT_DR_8" PVC_1900'_OBSL	(0)	0	0.00%	0
	01/01/21	R17-02B2.19-P-0120	STL County Water	Main	Replacement	1702	MOSL_HOYT_DR_8" PVC_1900'_OBSL	(4)	(0)	1.37%	(0)
	01/01/21	R17-02B2.19-P-0121	STL County Water	Main	Replacement	1702	MOSL_NECTAR_DR_8" PVC_710'_OBSL	(0)	0	0.00%	0
	01/01/21	R17-02B2.19-P-0126	STL County Water	Hydrants	Replacement	1702	MOSL_LAWNBR00K_DR_8" PVC_785'_OBSL	(0)	0	0.00%	0
	01/01/21	R17-02B2.19-P-0126	STL County Water	Main	Replacement	1702	MOSL_LAWNBR00K_DR_8" PVC_785'_OBSL	(1)	(0)	1.10%	(0)
	01/01/21	R17-02B2.19-P-0127	STL County Water	Main	Replacement	1702	MOSL_MARTINIQUE_DR_8" PVC_380'_OBSL	(1)	(0)	1.05%	(0)
	01/01/21	R17-02B2.19-P-0128	STL County Water	Hydrants	Replacement	1702	MOSL_VARGAS_DR_8" PVC_1940'_OBSL	(1)	(0)	1.67%	(0)
	01/01/21	R17-02B2.19-P-0128	STL County Water	Main	Replacement	1702	MOSL_VARGAS_DR_8" PVC_1940'_OBSL	(19)	(0)	2.39%	(0)
	01/01/21	R17-02B2.19-P-0129	STL County Water	Hydrants	Replacement	1702	MOSL_LARKSPUR_DR_8" PVC_565'_OBSL	(43)	(1)	1.86%	(1)
	01/01/21	R17-02B2.19-P-0129	STL County Water	Main	Replacement	1702	MOSL_LARKSPUR_DR_8" PVC_565'_OBSL	(1,045)	(16)	1.39%	(15)
	01/01/21	R17-02B2.19-P-0130	STL County Water	Hydrants	Replacement	1702	MOSL_EDGECLIFFE_DR_8" PVC_1400'_OBS	(1)	(0)	1.45%	(0)
	01/01/21	R17-02B2.19-P-0130	STL County Water	Main	Replacement	1702	MOSL_EDGECLIFFE_DR_8" PVC_1400'_OBS	(7)	(0)	1.36%	(0)
	01/01/21	R17-02B2.19-P-0131	STL County Water	Hydrants	Replacement	1702	MOSL_CLEARFIELD_DR_8" PVC_1290'_OBS	(48)	(1)	1.85%	(1)
	01/01/21	R17-02B2.19-P-0131	STL County Water	Main	Replacement	1702	MOSL_CLEARFIELD_DR_8" PVC_1290'_OBS	(536)	(8)	1.39%	(7)
	01/01/21	R17-02B2.19-P-0132	STL County Water	Hydrants	Replacement	1702	MOSL_FORESTWOOD_DR_PH1_8" PVC_2500'	(0)	0	2.22%	(0)
	01/01/21	R17-02B2.19-P-0132	STL County Water	Main	Replacement	1702	MOSL_FORESTWOOD_DR_PH1_8" PVC_2500'	(8)	(0)	1.36%	(0)
	01/01/21	R17-02B2.19-P-0133	STL County Water	Hydrants	Replacement	1702	MOSL_FORESTWOOD_DR_PH2_8" PVC_2400'	(0)	0	3.23%	(0)
	01/01/21	R17-02B2.19-P-0133	STL County Water	Main	Replacement	1702	MOSL_FORESTWOOD_DR_PH2_8" PVC_2400'	(7)	(0)	1.40%	(0)
	01/01/21	R17-02B2.19-P-0134	STL County Water	Hydrants	Replacement	1702	MOSL_VERSHIRE_CT_8" PVC_270'_OBSL	(19)	(0)	1.86%	(0)
	01/01/21	R17-02B2.19-P-0134	STL County Water	Main	Replacement	1702	MOSL_VERSHIRE_CT_8" PVC_270'_OBSL	(582)	(9)	1.39%	(8)
	01/01/21	R17-02B2.19-P-0138	STL County Water	Hydrants	Replacement	1702	MOSL_GREEN_SLOPE_DR_8" PVC_1770'_OBS	(2)	(0)	2.02%	(0)
	01/01/21	R17-02B2.19-P-0138	STL County Water	Main	Replacement	1702	MOSL_GREEN_SLOPE_DR_8" PVC_1770'_OBS	(45)	(1)	1.39%	(1)
	01/01/21	R17-02B2.19-P-0139	STL County Water	Hydrants	Replacement	1702	MOSL_OLD_MANOR_RD_8" PVC_1640'_OBSL	(1)	(0)	2.16%	(0)
	01/01/21	R17-02B2.19-P-0139	STL County Water	Main	Replacement	1702	MOSL_OLD_MANOR_RD_8" PVC_1640'_OBSL	(39)	(1)	1.40%	(1)
	01/01/21	R17-02B2.19-P-0140	STL County Water	Hydrants	Replacement	1702	MOSL_HALLSTEAD_DR_8" PVC_1590'_OBSL	(2)	(0)	2.00%	(0)
	01/01/21	R17-02B2.19-P-0140	STL County Water	Main	Replacement	1702	MOSL_HALLSTEAD_DR_8" PVC_1590'_OBSL	(23)	(0)	1.39%	(0)
	01/01/21	R17-02B2.19-P-0141	STL County Water	Hydrants	Replacement	1702	MOSL_ASHTON_DR_8" PVC_450'_OBSL	(0)	0	0.00%	0
	01/01/21	R17-02B2.19-P-0141	STL County Water	Main	Replacement	1702	MOSL_ASHTON_DR_8" PVC_450'_OBSL	(3)	(0)	1.20%	(0)
	01/01/21	R17-02B2.19-P-0146	STL County Water	Main	Replacement	1702	MOSL_CARMELE DR_8" PVC_725'_OBSL	8,924	134	1.39%	124
	01/01/21	R17-02B2.19-P-0147	STL County Water	Hydrants	Replacement	1702	MOSL_PINETREE_LN_770'_8" PVC_OBSL	(22)	(0)	1.85%	(0)
	01/01/21	R17-02B2.19-P-0147	STL County Water	Main	Replacement	1702	MOSL_PINETREE_LN_770'_8" PVC_OBSL	(872)	(13)	1.39%	(12)
	01/01/21	R17-02B2.19-P-0148	STL County Water	Hydrants	Replacement	1702	MOSL_BROOKDALE_DR_565'_8" PVC_OBSL	19	0	1.81%	0
	01/01/21	R17-02B2.19-P-0148	STL County Water	Main	Replacement	1702	MOSL_BROOKDALE_DR_565'_8" PVC_OBSL	534	8	1.39%	7
	01/01/21	R17-02B2.19-P-0149	STL County Water	Hydrants	Replacement	1702	MOSL_BROOKRIDGE_DR_8" PVD_660'_OBSL	31	1	1.84%	1
	01/01/21	R17-02B2.19-P-0149	STL County Water	Main	Replacement	1702	MOSL_BROOKRIDGE_DR_8" PVD_660'_OBSL	760	11	1.39%	11
	01/01/21	R17-02B2.19-P-0150	STL County Water	Main	Replacement	1702	MOSL_TOFT_LN_8" PVC_300'_OBSL	(432)	(7)	1.39%	(6)
	01/01/21	R17-02B2.19-P-0151	STL County Water	Hydrants	Replacement	1702	MOSL_LILAC_AVE_8" PVC_675'_OBSL	21	0	1.83%	0
	01/01/21	R17-02B2.19-P-0151	STL County Water	Main	Replacement	1702	MOSL_LILAC_AVE_8" PVC_675'_OBSL	285	4	1.39%	4
	01/01/21	R17-02B2.19-P-0152	STL County Water	Main	Replacement	1702	MOSL_ST_GEORGES_PL_8" PVC_1200'_OBS	5,070	76	1.39%	70
	01/01/21	R17-02B2.19-P-0153	STL County Water	Hydrants	Replacement	1702	MOSL_COLEBROOK_DR_8" PVC_300'_OBSL	(2)	(0)	1.83%	(0)
	01/01/21	R17-02B2.19-P-0153	STL County Water	Main	Replacement	1702	MOSL_COLEBROOK_DR_8" PVC_300'_OBSL	(16)	(0)	1.39%	(0)
	01/01/21	R17-02B2.19-P-0156	STL County Water	Hydrants	Replacement	1702	MOSL_E_GLENDALE_RD_PH1_8" PVC_1895'	985	20	1.85%	18
	01/01/21	R17-02B2.19-P-0156	STL County Water	Main	Replacement	1702	MOSL_E_GLENDALE_RD_PH1_8" PVC_1895'	53,592	807	1.39%	745
	01/01/21	R17-02B2.19-P-0157	STL County Water	Hydrants	Replacement	1702	MOSL_E_GLENDALE_RD_PH2_8" PVC_1455'	31	1	1.86%	1
	01/01/21	R17-02B2.19-P-0157	STL County Water	Main	Replacement	1702	MOSL_E_GLENDALE_RD_PH2_8" PVC_1455'	652	10	1.39%	9
	01/01/21	R17-02B2.19-P-0159	STL County Water	Hydrants	Replacement	1702	MOSL_PARDELLA_AVE_8" PVC_2600'_OBSL	(9)	(0)	1.87%	0
	01/01/21	R17-02B2.19-P-0159	STL County Water	Main	Replacement	1702	MOSL_PARDELLA_AVE_8" PVC_2600'_OBSL	(158)	(2)	1.39%	(2)
	01/01/21	R17-02B2.19-P-0168	STL County Water	Hydrants	Replacement	1702	MOSL_CLAYTON_RD_PHASE2_12" PVC_1700'	34	1	1.86%	1
	01/01/21	R17-02B2.19-P-0168	STL County Water	Main	Replacement	1702	MOSL_CLAYTON_RD_PHASE2_12" PVC_1700'	997	15	1.39%	14
	01/01/21	R17-02B2.19-P-0169	STL County Water	Hydrants	Replacement	1702	MOSL_VALLEY_VIEW_PL_8" PVC_550'_OBSL	(124)	(2)	1.85%	(2)
	01/01/21	R17-02B2.19-P-0169	STL County Water	Main	Replacement	1702	MOSL_VALLEY_VIEW_PL_8" PVC_550'_OBSL	(3,204)	(48)	1.39%	(45)
	01/01/21	R17-02B2.19-P-0170	STL County Water	Main	Replacement	1702	MOSL_LAGRO_AVE_8" PVC_700'_OBSL	(12)	(0)	1.41%	(0)
	01/01/21	R17-02B2.19-P-0171	STL County Water	Hydrants	Replacement	1702	MOSL_SADDLESBUR_DR_8" PVC_600'_OBSL	(0)	(0)	3.33%	(0)
	01/01/21	R17-02B2.19-P-0171	STL County Water	Main	Replacement	1702	MOSL_SADDLESBUR_DR_8" PVC_600'_OBSL	(5)	(0)	1.47%	(0)
	01/01/21	R17-02B2.19-P-0173	STL County Water	Hydrants	Replacement	1702	MOSL_BRIDLE_RD_8" PVC_1600'_OBSL	(2)	(0)	1.83%	(0)
	01/01/21	R17-02B2.19-P-0173	STL County Water	Main	Replacement	1702	MOSL_BRIDLE_RD_8" PVC_1600'_OBSL	(41)	(1)	1.39%	(1)
	01/01/21	R17-02B2.19-P-0174	STL County Water	Hydrants	Replacement	1702	MOSL_CAMELLIA_DR_8" PVC_800'_OBSL	(2)	(0)	2.00%	(0)
	01/01/21	R17-02B2.19-P-0174	STL County Water	Main	Replacement	1702	MOSL_CAMELLIA_DR_8" PVC_800'_OBSL	(25)	(0)	1.37%	(0)
	01/01/21	R17-02B2.19-P-0177	STL County Water	Hydrants	Replacement	1702	MOSL_CROSSBROOK_DR_8" PVC_1040'_OBS	(2)	(0)	1.73%	(0)
	01/01/21	R17-02B2.19-P-0177	STL County Water	Main	Replacement	1702	MOSL_CROSSBROOK_DR_8" PVC_1040'_OBS	(51)	(1)	1.38%	(1)
	01/01/21	R17-02B2.19-P-0178	STL County Water	Hydrants	Replacement	1702	MOSL_FIELDCREST_DR_8" PVC_1100'_OBS	(2)	(0)	1.83%	(0)
	01/01/21	R17-02B2.19-P-0178	STL County Water	Main	Replacement	1702	MOSL_FIELDCREST_DR_8" PVC_1100'_OBS	(26)	(0)	1.40%	(0)
	01/01/21	R17-02B2.19-P-0179	STL County Water	Hydrants	Replacement	1702	MOSL_BRAEMAR_DR_8" PVC_440'_OBSL	2,718	54	1.85%	50
	01/01/21	R17-02B2.19-P-0179	STL County Water	Main	Replacement	1702	MOSL_BRAEMAR_DR_8" PVC_440'_OBSL	34,501	520	1.39%	480
	01/01/21	R17-02B2.19-P-0180	STL County Water	Hydrants	Replacement	1702	MOSL_DUNKELD_DR_8" PVC_750'_OBSL	10,887	218	1.85%	201
	01/01/21	R17-02B2.19-P-0180	STL County Water	Main	Replacement	1702	MOSL_DUNKELD_DR_8" PVC_750'_OBSL	90,597	1,364	1.39%	1,259
	01/01/21	R17-02B2.19-P-0181	STL County Water	Hydrants	Replacement	1702	MOSL_GLEN_GARRY_RD_8" PVC_2525'_OBS	9,773	196	1.85%	181
	01/01/21	R17-02B2.19-P-0181	STL County Water	Main	Replacement	1702	MOSL_GLEN_GARRY_RD_8" PVC_2525'_OBS	235,874	3,552	1.39%	3,279
	01/01/21	R17-02B2.19-P-0182	STL County Water	Hydrants	Replacement	1702	MOSL_MOIDART_CIR_6" PVC_430'_OBSL	915	18	1.85%	17
	01/01/21	R17-02B2.19-P-0182	STL County Water	Main	Replacement	1702	MOSL_MOIDART_CIR_6" PVC_430'_OBSL	55,348	833	1.39%	769
	01/01/21	R17-02B2.19-P-0189	STL County Water	Hydrants	Replacement	1702	MOSL_LILAC_AVE_8" PVC_2800'_OBSL	(0)	0	0.00%	0
	01/01/21	R17-02B2.19-P-0189	STL County Water	Main	Replacement	1702	MOSL_LILAC_AVE_8" PVC_2800'_OBSL	(0)	0	0.00%	0
	01/01/21	R17-02B2.19-P-0190	STL County Water	Hydrants	Replacement	1702	MOSL_DUBERRY_LN_8" PVC_1400'_OBSL	(6,662)	(134)	1.85%	(123)
	01/01/21	R17-02B2.19-P-0190	STL County Water	Main	Replacement	1702	MOSL_DUBERRY_LN_8" PVC_1400'_OBSL	6,662	100	1.39%	93
	01/01/21	R17-02B2.19-P-0196	STL County Water	Hydrants	Replacement	1702	MOSL_FAIR_OAKS_DR_PH1_8" PVC_900'_O	109	2	1.85%	2
	01/01/21	R17-02B2.19-P-0196	STL County Water	Main	Replacement	1702	MOSL_FAIR_OAKS_DR_PH1_8" PVC_900'_O	3,625	55	1.39%	50
	01/01/21	R17-02B2.19-P-0197	STL County Water	Hydrants	Replacement	1702	MOSL_FAIR_OAKS_DR_PH2_2200'_OBSL	3,750	75	1.85%	69
	01/01/21	R17-02B2.19-P-0197	STL County Water	Main	Replacement	1702	MOSL_FAIR_OAKS_DR_PH2_2200'_OBSL	110,025	1,657	1.39%	1,529
	01/01/21	R17-02B2.19-P-0198	STL County Water	Hydrants	Replacement	1702	MOSL_FAIR_OAKS_DR_PH3_2300'_OBSL	(103)	(2)	1.85%	(2)
	01/01/21	R17-02B2.19-P-0198	STL County Water	Main	Replacement	1702	MOSL_FAIR_OAKS_DR_PH3_2300'_OBSL	(3,157)	(48)	1	

Missouri American Water Company  
 WSIRA 1 (January 2021 to July 2021) Eligible Projects  
 Replacements / Relocations

In Service	Date	Work Order	Tariff Group	Asset Type	Account	Profit Center	Work Order Description	Investment	Accum Dep	Depr Rate	Dep Exp
	01/01/21	R17-0282.19-P-0204	STL County Water	Main	Replacement	1702	MOSL_JENNINGS_ST_RD_P2_8" PVC_2100_	(90)	(1)	1.39%	(1)
	01/01/21	R17-0282.19-P-0205	STL County Water	Hydrants	Replacement	1702	MOSL_LITZINGER_RD_PH1_8" PVC_1095'	641	13	1.85%	12
	01/01/21	R17-0282.19-P-0205	STL County Water	Main	Replacement	1702	MOSL_LITZINGER_RD_PH1_8" PVC_1095'	19,851	299	1.39%	276
	01/01/21	R17-0282.19-P-0206	STL County Water	Hydrants	Replacement	1702	MOSL_LITZINGER_RD_PH2_8" PVC_931'	808	16	1.85%	15
	01/01/21	R17-0282.19-P-0206	STL County Water	Main	Replacement	1702	MOSL_LITZINGER_RD_PH2_8" PVC_931'	12,783	192	1.39%	178
	01/01/21	R17-0282.19-P-0211	STL County Water	Hydrants	Replacement	1702	MOSL_LOG_CABIN_DR_PH1_8" PVC_1635'_	0	0	0.00%	0
	01/01/21	R17-0282.19-P-0211	STL County Water	Main	Replacement	1702	MOSL_LOG_CABIN_DR_PH1_8" PVC_1635'_	(0)	0	0.00%	0
	01/01/21	R17-0282.19-P-0212	STL County Water	Hydrants	Replacement	1702	MOSL_LOG_CABIN_DR_PH2_8" PVC_1100'_	(0)	0	0.00%	0
	01/01/21	R17-0282.19-P-0212	STL County Water	Main	Replacement	1702	MOSL_LOG_CABIN_DR_PH2_8" PVC_1100'_	(2)	(0)	1.40%	(0)
	01/01/21	R17-0282.19-P-0219	STL County Water	Hydrants	Replacement	1702	MOSL_FEE_FEE_RD_PH1_12" PVC_1095'	(0)	0	0.00%	0
	01/01/21	R17-0282.19-P-0219	STL County Water	Main	Replacement	1702	MOSL_FEE_FEE_RD_PH1_12" PVC_1095'	(6)	(0)	1.35%	(0)
	01/01/21	R17-0282.19-P-0220	STL County Water	Hydrants	Replacement	1702	MOSL_FEE_FEE_RD_PH2_12" PVC_1327'_O	(0)	(0)	3.57%	(0)
	01/01/21	R17-0282.19-P-0220	STL County Water	Main	Replacement	1702	MOSL_FEE_FEE_RD_PH2_12" PVC_1327'_O	(6)	(0)	1.38%	(0)
	01/01/21	R17-0282.19-P-0227	STL County Water	Hydrants	Replacement	1702	MOSL_WOODLAND_WAY_8" PVC_1150'_OBSL	1,045	21	1.85%	19
	01/01/21	R17-0282.19-P-0227	STL County Water	Main	Replacement	1702	MOSL_WOODLAND_WAY_8" PVC_1150'_OBSL	34,235	516	1.39%	476
	01/01/21	R17-0282.19-P-0231	STL County Water	Hydrants	Replacement	1702	MOSL_LITZINGER_DR_PH3_12" PVC_758'	1,411	28	1.85%	26
	01/01/21	R17-0282.19-P-0231	STL County Water	Main	Replacement	1702	MOSL_LITZINGER_DR_PH3_12" PVC_758'	22,843	344	1.39%	318
	01/01/21	R17-0282.19-P-0232	STL County Water	Hydrants	Replacement	1702	MOSL_ROSALIE_AVE_12" PVC_894'_OBSL	403	8	1.85%	7
	01/01/21	R17-0282.19-P-0232	STL County Water	Main	Replacement	1702	MOSL_ROSALIE_AVE_12" PVC_894'_OBSL	12,656	191	1.39%	176
	01/01/21	R17-0282.19-P-0237	STL County Water	Hydrants	Replacement	1702	MOSL_COUNTY_HILLS_DR_8" PVC_1600'_O	165	3	1.85%	3
	01/01/21	R17-0282.19-P-0237	STL County Water	Main	Replacement	1702	MOSL_COUNTY_HILLS_DR_8" PVC_1600'_O	3,406	51	1.39%	47
	01/01/21	R17-0282.19-P-0251	STL County Water	Hydrants	Replacement	1702	MOSL_ELLISON_DR_8" PVC_350'_OBSL	(0)	0	0.00%	0
	01/01/21	R17-0282.19-P-0251	STL County Water	Main	Replacement	1702	MOSL_ELLISON_DR_8" PVC_350'_OBSL	(0)	(0)	2.44%	(0)
	01/01/21	R17-0282.19-P-0253	STL County Water	Hydrants	Replacement	1702	MOSL_GLEN_OWEN_DR_8" PVC_900'_OBSL	(32)	(0)	1.39%	(0)
	01/01/21	R17-0282.19-P-0253	STL County Water	Main	Replacement	1702	MOSL_GLEN_OWEN_DR_8" PVC_900'_OBSL	(0)	0	0.00%	0
	01/01/21	R17-0282.19-P-0254	STL County Water	Hydrants	Replacement	1702	MOSL_WINDWARD_CT_8" PVC_630'_OBSL	(0)	0	0.00%	0
	01/01/21	R17-0282.19-P-0254	STL County Water	Main	Replacement	1702	MOSL_WINDWARD_CT_8" PVC_630'_OBSL	(3)	(0)	1.13%	(0)
	01/01/21	R17-0282.19-P-0255	STL County Water	Hydrants	Replacement	1702	MOSL_PERCH_DR_8" PVC_1280'_OBSL	(0)	0	0.00%	0
	01/01/21	R17-0282.19-P-0255	STL County Water	Main	Replacement	1702	MOSL_PERCH_DR_8" PVC_1280'_OBSL	(0)	0	0.00%	0
	01/01/21	R17-0282.19-P-0257	STL County Water	Hydrants	Replacement	1702	MOSL_CAPTAIN_CONN_DR_8" PVC_536'_OB	(0)	0	0.00%	0
	01/01/21	R17-0282.19-P-0257	STL County Water	Main	Replacement	1702	MOSL_CAPTAIN_CONN_DR_8" PVC_536'_OB	(4)	(0)	1.41%	(0)
	01/01/21	R17-0282.19-P-0258	STL County Water	Hydrants	Replacement	1702	MOSL_LANCASHIRE_RD_8" PVC_1355'_OBSL	(0)	0	0.00%	0
	01/01/21	R17-0282.19-P-0258	STL County Water	Main	Replacement	1702	MOSL_LANCASHIRE_RD_8" PVC_1355'_OBSL	(1)	(0)	1.92%	(0)
	01/01/21	R17-0282.19-P-0259	STL County Water	Hydrants	Replacement	1702	MOSL_WALDORF_DR_8" PVC_1763'_OBSL	0	0	0.00%	0
	01/01/21	R17-0282.19-P-0259	STL County Water	Main	Replacement	1702	MOSL_WALDORF_DR_8" PVC_1763'_OBSL	(0)	0	0.00%	0
	01/01/21	R17-0282.19-P-0270	STL County Water	Hydrants	Replacement	1702	MOSL_BEHR_DR_8" PVC_774'_OBSL	(1,870)	(37)	1.85%	(35)
	01/01/21	R17-0282.19-P-0270	STL County Water	Main	Replacement	1702	MOSL_BEHR_DR_8" PVC_774'_OBSL	1,870	28	1.39%	26
	01/01/21	R17-0282.19-P-0277	STL County Water	Hydrants	Replacement	1702	MOSL_DORCLIN_LN_8" PVC_2526'_OBSL	(62)	(1)	1.86%	(1)
	01/01/21	R17-0282.19-P-0277	STL County Water	Main	Replacement	1702	MOSL_DORCLIN_LN_8" PVC_2526'_OBSL	(1,476)	(22)	1.39%	(21)
	01/01/21	R17-0282.19-P-0297	STL County Water	Hydrants	Replacement	1702	MOSL_GUTHRIE_AVE_12" PVC_1900'_OBSL	10,848	217	1.85%	201
	01/01/21	R17-0282.19-P-0297	STL County Water	Main	Replacement	1702	MOSL_GUTHRIE_AVE_12" PVC_1900'_OBSL	295,794	4,454	1.39%	4,112
	01/01/21	R17-0282.19-P-0306	STL County Water	Hydrants	Replacement	1702	MOSL_MANCHESTER_PH1_12" TRFLX_2400_	(12,662)	(254)	1.85%	(234)
	01/01/21	R17-0282.19-P-0306	STL County Water	Main	Replacement	1702	MOSL_MANCHESTER_PH1_12" TRFLX_2400_	12,610	190	1.39%	175
	01/01/21	R17-0282.19-P-0307	STL County Water	Hydrants	Replacement	1702	MOSL_MANCHESTER_PH2_12" TRFLX_2400_	15	0	1.84%	0
	01/01/21	R17-0282.19-P-0307	STL County Water	Main	Replacement	1702	MOSL_MANCHESTER_PH2_12" TRFLX_2400_	575	9	1.39%	8
	01/01/21	R17-0282.19-P-0308	STL County Water	Hydrants	Replacement	1702	MOSL_MANCHESTER_PH3_12" TRFLX_2400_	(3)	(0)	1.72%	(0)
	01/01/21	R17-0282.19-P-0308	STL County Water	Main	Replacement	1702	MOSL_MANCHESTER_PH3_12" TRFLX_2400_	(97)	(1)	1.39%	(1)
	01/01/21	R17-0282.19-P-0309	STL County Water	Hydrants	Replacement	1702	MOSL_MANCHESTER_PH4_12" TRFLX_2822_	(3)	(0)	1.71%	(0)
	01/01/21	R17-0282.19-P-0309	STL County Water	Main	Replacement	1702	MOSL_MANCHESTER_PH4_12" TRFLX_2822_	(107)	(2)	1.39%	(1)
	01/01/21	R17-0282.19-P-0310	STL County Water	Hydrants	Replacement	1702	MOSL_MANCHESTER_PH5_12" TRFLX_2840_	(3)	(0)	1.90%	(0)
	01/01/21	R17-0282.19-P-0310	STL County Water	Main	Replacement	1702	MOSL_MANCHESTER_PH5_12" TRFLX_2840_	(132)	(2)	1.39%	(2)
	01/01/21	R17-0282.19-P-0315	STL County Water	Hydrants	Replacement	1702	MOSL_HURSTGREEN_DR_8" PVC_1260'_OBSL	(6)	(0)	1.77%	(0)
	01/01/21	R17-0282.19-P-0315	STL County Water	Main	Replacement	1702	MOSL_HURSTGREEN_DR_8" PVC_1260'_OBSL	(101)	(2)	1.39%	(1)
	01/01/21	R17-0282.19-P-0319	STL County Water	Hydrants	Replacement	1702	MOSL_BRASSIE_DR_8" PVC_1359'_OBSL	(91)	(2)	1.85%	(2)
	01/01/21	R17-0282.19-P-0319	STL County Water	Main	Replacement	1702	MOSL_BRASSIE_DR_8" PVC_1359'_OBSL	(2,996)	(45)	1.39%	(42)
	01/01/21	R17-0282.19-P-0320	STL County Water	Hydrants	Replacement	1702	MOSL_PUTTER_DR_8" PVC_325'_OBSL	0	0	0.00%	0
	01/01/21	R17-0282.19-P-0321	STL County Water	Hydrants	Replacement	1702	MOSL_FLORENCE_AVE_790'_12" PVC_OBS	271	5	1.85%	5
	01/01/21	R17-0282.19-P-0321	STL County Water	Main	Replacement	1702	MOSL_FLORENCE_AVE_790'_12" PVC_OBS	5,362	81	1.39%	75
	01/01/21	R17-0282.19-P-0328	STL County Water	Hydrants	Replacement	1702	MOSL_MCNULTY_DR_8" PVC_870'_OBSL	(12)	(0)	1.85%	(0)
	01/01/21	R17-0282.19-P-0328	STL County Water	Main	Replacement	1702	MOSL_MCNULTY_DR_8" PVC_870'_OBSL	(151)	(2)	1.39%	(2)
	01/01/21	R17-0282.19-P-0333	STL County Water	Hydrants	Replacement	1702	MOSL_N_McKNIGHT_RD_8" PVC_1700'_OBS	(2,204)	(44)	1.85%	(41)
	01/01/21	R17-0282.19-P-0333	STL County Water	Main	Replacement	1702	MOSL_N_McKNIGHT_RD_8" PVC_1700'_OBS	1,932	29	1.39%	27
	01/01/21	R17-0282.19-P-0335	STL County Water	Hydrants	Replacement	1702	MOSL_PENNSYLVANIA_AVE_12" PVC_1305'	(0)	0	0.00%	0
	01/01/21	R17-0282.19-P-0335	STL County Water	Main	Replacement	1702	MOSL_PENNSYLVANIA_AVE_12" PVC_1305'	(0)	0	0.00%	0
	01/01/21	R17-0282.19-P-0336	STL County Water	Hydrants	Replacement	1702	MOSL_PENNSYLVANIA_AVE_12" PVC_1385'	(0)	0	0.00%	0
	01/01/21	R17-0282.19-P-0337	STL County Water	Hydrants	Replacement	1702	MOSL_ELMGROVE_AVE_8" PVC_1140'_OBSL	(3)	(0)	1.74%	(0)
	01/01/21	R17-0282.19-P-0337	STL County Water	Main	Replacement	1702	MOSL_ELMGROVE_AVE_8" PVC_1140'_OBSL	(42)	(1)	1.40%	(1)
	01/01/21	R17-0282.19-P-0338	STL County Water	Hydrants	Replacement	1702	MOSL_BUTLER_HILL_RD_12" PVC_2015'_O	(0)	0	0.00%	0
	01/01/21	R17-0282.19-P-0338	STL County Water	Main	Replacement	1702	MOSL_BUTLER_HILL_RD_12" PVC_2015'_O	(1)	(0)	1.60%	(0)
	01/01/21	R17-0282.19-P-0339	STL County Water	Hydrants	Replacement	1702	MOSL_ELMGROVE_AVE_8" PVC_1247'_OBSL	(2)	(0)	1.60%	(0)
	01/01/21	R17-0282.19-P-0339	STL County Water	Main	Replacement	1702	MOSL_ELMGROVE_AVE_8" PVC_1247'_OBSL	(26)	(0)	1.37%	(0)
	01/01/21	R17-0282.19-P-0376	STL County Water	Hydrants	Replacement	1702	MOSL_PALM_RIDGE_CT_8" PVC_698'_OBSL	2,039	41	1.85%	38
	01/01/21	R17-0282.19-P-0376	STL County Water	Main	Replacement	1702	MOSL_PALM_RIDGE_CT_8" PVC_698'_OBSL	97,886	1,474	1.39%	1,361
	01/01/21	R17-0282.19-P-0377	STL County Water	Hydrants	Replacement	1702	MOSL_ST_CYR_RD_PH1_PVC_1981'_OBSL	(139)	(3)	1.85%	(3)
	01/01/21	R17-0282.19-P-0377	STL County Water	Main	Replacement	1702	MOSL_ST_CYR_RD_PH1_PVC_1981'_OBSL	(231)	(3)	1.39%	(3)
	01/01/21	R17-0282.19-P-0378	STL County Water	Hydrants	Replacement	1702	MOSL_ST_CYR_RD_PH2_12" PVC_1897'_OB	(10)	(0)	1.87%	(0)
	01/01/21	R17-0282.19-P-0378	STL County Water	Main	Replacement	1702	MOSL_ST_CYR_RD_PH2_12" PVC_1897'_OB	(16)	(0)	1.37%	(0)
	01/01/21	R17-0282.19-P-0382	STL County Water	Hydrants	Replacement	1702	MOSL_BIG_BEND_BLDV_8" PVC_2050'_OBSL	133	3	1.85%	2
	01/01/21	R17-0282.19-P-0382	STL County Water	Main	Replacement	1702	MOSL_BIG_BEND_BLDV_8" PVC_2050'_OBSL	3,853	58	1.39%	54
	01/01/21	R17-0282.19-P-0383	STL County Water	Hydrants	Replacement	1702	MOSL_LAND_O_LAKES_DR_8" PVC_1332'_OB	700	14	1.85%	13
	01/01/21	R17-0282.19-P-0383	STL County Water	Main	Replacement	1702	MOSL_LAND_O_LAKES_DR_8" PVC_1332'_OB	90,741	1,366	1.39%	1,261
	01/01/21	R17-0282.19-P-0396	STL County Water	Hydrants	Replacement	1702	MOSL_SROLAND_BLDV_8" PVC_1400'_OBS	1,715	34	1.85%	32
	01/01/21	R17-0282.19-P-0396	STL County Water	Main	Replacement	1702	MOSL_SROLAND_BLDV_8" PVC_1400'_OBS	46,358	698	1.39%	644
	01/01/21	R17-0282.19-P-0403	STL County Water	Hydrants	Replacement	1702	MOSL_S_CENTRAL_P1_12" TRFLX_1200'_O	(2)	(0)	1.72%	(0)
	01/01/21	R17-0282.19-P-0403	STL County Water	Main	Replacement	1702	MOSL_S_CENTRAL_P1_12" TRFLX_1200'_O	(44)	(1)	1.39%	(1)
	01/01/21	R17-0282.19-P-0416	STL County Water	Hydrants	Replacement	1702	MOSL_HUNTINGTON_DR_8" PVC_				

Missouri American Water Company  
 WSIRA 1 (January 2021 to July 2021) Eligible Projects  
 Replacements / Relocations

In Service	Date	Work Order	Tariff Group	Asset Type	Account	Profit Center	Work Order Description	Investment	Accum Dep	Depr Rate	Dep Exp
	01/01/21	R17-02B2.19-P-0491	STL County Water	Main	Replacement	1702	MOSL_HENNEPIN_DR_8" PVC_500'_OBSL	(91)	(1)	1.39%	(1)
	01/01/21	R17-02B2.19-P-0492	STL County Water	Main	Replacement	1702	MOSL_WAYCROFF_DR_8" PVC_260'_OBSL	(59)	(1)	1.39%	(1)
	01/01/21	R17-02B2.19-P-0497	STL County Water	Hydrants	Replacement	1702	MOSL_LARKSPUR_DR_8" PVC_1600'_OBSL	(1)	(0)	1.35%	(0)
	01/01/21	R17-02B2.19-P-0497	STL County Water	Main	Replacement	1702	MOSL_LARKSPUR_DR_8" PVC_1600'_OBSL	(43)	(1)	1.38%	(1)
	01/01/21	R17-02B2.19-P-0498	STL County Water	Hydrants	Replacement	1702	MOSL_CHANTEWAY_DR_8" PVC_600'_OBSL	(0)	(0)	2.50%	(0)
	01/01/21	R17-02B2.19-P-0498	STL County Water	Main	Replacement	1702	MOSL_CHANTEWAY_DR_8" PVC_600'_OBSL	(9)	(0)	1.38%	(0)
	01/01/21	R17-02B2.19-P-0499	STL County Water	Hydrants	Replacement	1702	MOSL_HEATHERTON_DR_8" PVC_700'_OBSL	(0)	(0)	2.44%	(0)
	01/01/21	R17-02B2.19-P-0499	STL County Water	Main	Replacement	1702	MOSL_HEATHERTON_DR_8" PVC_700'_OBSL	(10)	(0)	1.40%	(0)
	01/01/21	R17-02B2.19-P-0500	STL County Water	Main	Replacement	1702	MOSL_CLEARWATER_DR_8" PVC_370'_OBSL	(6)	(0)	1.43%	(0)
	01/01/21	R17-02B2.19-P-0502	STL County Water	Hydrants	Replacement	1702	MOSL_MIDWEST_IND_BLDV_12" PVC_2090'	(3)	(0)	1.83%	(0)
	01/01/21	R17-02B2.19-P-0502	STL County Water	Main	Replacement	1702	MOSL_MIDWEST_IND_BLDV_12" PVC_2090'	(28)	(0)	1.41%	(0)
	01/01/21	R17-02B2.19-P-0507	STL County Water	Hydrants	Replacement	1702	MOSL_BROWN_RD_PH1_12" PVC_1275'_OB	4,045	81	1.85%	75
	01/01/21	R17-02B2.19-P-0507	STL County Water	Main	Replacement	1702	MOSL_BROWN_RD_PH1_12" PVC_1275'_OB	185,452	2,793	1.39%	2,578
	01/01/21	R17-02B2.19-P-0508	STL County Water	Hydrants	Replacement	1702	MOSL_BROWN_RD_PH2_12" PVC_1235'_OB	4,311	86	1.85%	80
	01/01/21	R17-02B2.19-P-0508	STL County Water	Main	Replacement	1702	MOSL_BROWN_RD_PH2_12" PVC_1235'_OB	189,954	2,860	1.39%	2,640
	01/01/21	R17-02B2.19-P-0509	STL County Water	Hydrants	Replacement	1702	MOSL_BROWN_RD_PH3_12" PVC_1660'_OB	2,016	40	1.85%	37
	01/01/21	R17-02B2.19-P-0509	STL County Water	Main	Replacement	1702	MOSL_BROWN_RD_PH3_12" PVC_1660'_OB	118,785	1,789	1.39%	1,651
	01/01/21	R17-02B2.20-P-0011	STL County Water	Hydrants	Replacement	1702	MOSL_MENDELL_DR_8" PVC_1590'_OBSL	(1)	(0)	1.48%	(0)
	01/01/21	R17-02B2.20-P-0011	STL County Water	Main	Replacement	1702	MOSL_MENDELL_DR_8" PVC_1590'_OBSL	(31)	(0)	1.37%	(0)
	01/01/21	R17-02B2.20-P-0032	STL County Water	Hydrants	Replacement	1702	MOSL_FRONTENAC_ST_PH1_12" PVC_650'_	(0)	0	0.00%	0
	01/01/21	R17-02B2.20-P-0032	STL County Water	Main	Replacement	1702	MOSL_FRONTENAC_ST_PH1_12" PVC_650'_	(0)	0	0.00%	0
	01/01/21	R17-02B2.20-P-0033	STL County Water	Hydrants	Replacement	1702	MOSL_FRONTENAC_ST_PH2_12" PVC_2500'	(0)	0	0.00%	0
	01/01/21	R17-02B2.20-P-0033	STL County Water	Main	Replacement	1702	MOSL_FRONTENAC_ST_PH2_12" PVC_2500'	(0)	0	0.00%	0
	01/01/21	R17-02B2.20-P-0034	STL County Water	Hydrants	Replacement	1702	MOSL_FRONTENAC_ST_PH3_12" PVC_2500'	(0)	0	0.00%	0
	01/01/21	R17-02B2.20-P-0034	STL County Water	Main	Replacement	1702	MOSL_FRONTENAC_ST_PH3_12" PVC_2500'	(0)	0	0.00%	0
	01/01/21	R17-02B2.20-P-0074	STL County Water	Hydrants	Replacement	1702	MOSL_LEWIS&CLARK_BLDV_12" PVC_1550'	(161)	(3)	1.85%	(3)
	01/01/21	R17-02B2.20-P-0074	STL County Water	Main	Replacement	1702	MOSL_LEWIS&CLARK_BLDV_12" PVC_1550'	(9)	(0)	1.38%	(0)
	01/01/21	R17-02B2.20-P-0081	STL County Water	Hydrants	Replacement	1702	MOSL_NEW_HALLS_FERRY_RD_12_HDPE_750	(0)	0	0.00%	0
	01/01/21	R17-02B2.20-P-0081	STL County Water	Main	Replacement	1702	MOSL_NEW_HALLS_FERRY_RD_12_HDPE_750	(14)	(0)	1.38%	(0)
	01/01/21	R17-02B2.20-P-0085	STL County Water	Main	Replacement	1702	MOSL_LADUE_LAKE_EASEM_12" HDPE_550'	797	12	1.39%	11
	01/01/21	R17-02B2.20-P-0094	STL County Water	Hydrants	Replacement	1702	MOSL_LADUE_RD_6" HDPE_1280'_OBSL	387	8	1.85%	7
	01/01/21	R17-02B2.20-P-0094	STL County Water	Main	Replacement	1702	MOSL_LADUE_RD_6" HDPE_1280'_OBSL	17,030	256	1.39%	237
	01/01/21	R17-02B2.20-P-0094	STL County Water	Meters	Replacement	1702	MOSL_LADUE_RD_6" HDPE_1280'_OBSL	2	0	3.00%	0
	01/01/21	R17-02B2.20-P-0094	STL County Water	Services	Replacement	1702	MOSL_LADUE_RD_6" HDPE_1280'_OBSL	2	0	2.99%	0
	01/01/21	R17-02B2.20-P-0095	STL County Water	Main	Replacement	1702	MOSL_CONWAY_RD_8" HDPE_550'_OBSL	301	5	1.99%	4
	01/01/21	R17-02B2.20-P-0113	STL County Water	Hydrants	Replacement	1702	MOSL_TAUSSIG_AVE_8" HDPE_430'_OBSL	(19)	(0)	1.83%	(0)
	01/01/21	R17-02B2.20-P-0113	STL County Water	Main	Replacement	1702	MOSL_TAUSSIG_AVE_8" HDPE_430'_OBSL	(133)	(2)	1.39%	(2)
	01/01/21	R17-02B2.20-P-0114	STL County Water	Hydrants	Replacement	1702	MOSL_LILBURN_PARK_RD_8" DI_1100'_OB	(35)	(1)	1.85%	(1)
	01/01/21	R17-02B2.20-P-0114	STL County Water	Main	Replacement	1702	MOSL_LILBURN_PARK_RD_8" DI_1100'_OB	(386)	(6)	1.39%	(5)
	01/01/21	R17-02C1.12-P-0099	STL County Water	Main	Replacement	1702	MOSL_LINDSAY_LN_LINDBERGH_BORE_12"__	(247)	(4)	1.39%	(3)
	01/01/21	R17-02C1.17-P-2133	STL County Water	Main	Replacement	1702	MAIN 6" JENWOOD AVE	447	7	1.39%	6
	01/01/21	R17-02C1.17-P-2144	STL County Water	Main	Replacement	1702	MOHEGAN DR 6" CI MB 3' PVC	0	0	0.00%	0
	01/01/21	R17-02C1.17-P-2144	STL County Water	Main	Replacement	1702	WAKESHIRE TER 6" CI MB 7' PVC	0	0	0.00%	0
	01/01/21	R17-02C1.17-P-2145	STL County Water	Main	Replacement	1702	LAVINIA DR 6" CI MB 5' PVC	0	0	0.00%	0
	01/01/21	R17-02C1.17-P-2151	STL County Water	Main	Replacement	1702	WINKLER DR 6" CI MB 3' PVC	0	0	0.00%	0
	01/01/21	R17-02C1.17-P-2152	STL County Water	Main	Replacement	1702	OLD JAMESTOWN RD 8" CI MB 3' PVC	0	0	0.00%	0
	01/01/21	R17-02C1.17-P-2161	STL County Water	Main	Replacement	1702	MORGANFORD RD 6" CI MB 2' PVC	0	0	0.00%	0
	01/01/21	R17-02C1.17-P-2164	STL County Water	Main	Replacement	1702	SHEPLEY DR 12" CI MB 2' PVC	0	0	0.00%	0
	01/01/21	R17-02C1.17-P-2170	STL County Water	Main	Replacement	1702	BERVIEW LN 6" CI MAIN 4' PVC	0	0	0.00%	0
	01/01/21	R17-02C1.17-P-2177	STL County Water	Main	Replacement	1702	BLACKHAWK DR 6" CI MB 4' PVC	0	0	0.00%	0
	01/01/21	R17-02C1.18-P-0003	STL County Water	Main	Replacement	1702	REGINA AVE 6" CI MB 3' PVC	0	0	0.00%	0
	01/01/21	R17-02C1.18-P-0007	STL County Water	Main	Replacement	1702	HILLSGATE CT 6" CI MB 20' PVC	0	0	0.00%	0
	01/01/21	R17-02C1.18-P-0013	STL County Water	Main	Replacement	1702	MCKELVEY RD 12" CI MB 14' PVC	0	0	0.00%	0
	01/01/21	R17-02C1.18-P-0019	STL County Water	Main	Replacement	1702	VARGAS DR 6" CI MB 3' PVC	0	0	0.00%	0
	01/01/21	R17-02C1.18-P-0020	STL County Water	Main	Replacement	1702	SHEA DR 6" CI MB 3' PVC	0	0	0.00%	0
	01/01/21	R17-02C1.18-P-0023	STL County Water	Main	Replacement	1702	MALCOLM DR 6" CI MB 4' PVC	0	0	0.00%	0
	01/01/21	R17-02C1.18-P-0024	STL County Water	Main	Replacement	1702	TELEGRAPH RD 16" CI MB 4' PVC	0	0	0.00%	0
	01/01/21	R17-02C1.18-P-0032	STL County Water	Main	Replacement	1702	CLOVERDALE DR 6" CI MB 3' PVC	0	0	0.00%	0
	01/01/21	R17-02C1.18-P-0042	STL County Water	Main	Replacement	1702	S BRENTWOOD BLVD. 8" CI MB 4' PVC	0	0	0.00%	0
	01/01/21	R17-02C1.18-P-0047	STL County Water	Main	Replacement	1702	KATHLYN DR 6" CI MB 3' PVC	0	0	0.00%	0
	01/01/21	R17-02C1.18-P-0052	STL County Water	Main	Replacement	1702	ROSEBANK LN 8" CI MB 8' PVC	0	0	0.00%	0
	01/01/21	R17-02C1.18-P-0053	STL County Water	Main	Replacement	1702	FORMAN RD 6" CI MB 5' PVC	0	0	0.00%	0
	01/01/21	R17-02C1.18-P-0062	STL County Water	Main	Replacement	1702	WOODSON RD 8" CI MB 4' PVC	0	0	0.00%	0
	01/01/21	R17-02C1.18-P-0063	STL County Water	Main	Replacement	1702	KICKAPOO DR 6" CI MB 4' PVC	0	0	0.00%	0
	01/01/21	R17-02C1.18-P-0080	STL County Water	Main	Replacement	1702	SUNRISE DR 6" CI MB 2' PVC	0	0	0.00%	0
	01/01/21	R17-02C1.18-P-0081	STL County Water	Main	Replacement	1702	BUCKLEY RD 6" CI MB 2' PVC	0	0	0.00%	0
	01/01/21	R17-02C1.18-P-0088	STL County Water	Main	Replacement	1702	MIDLAND BLVD 6" CI MB 2' PVC	0	0	0.00%	0
	01/01/21	R17-02C1.18-P-0105	STL County Water	Main	Replacement	1702	VALLARTA DR 6" CI MB 5' PVC	0	0	0.00%	0
	01/01/21	R17-02C1.18-P-0107	STL County Water	Main	Replacement	1702	LARKIN LN 6" CI MB 3' PVC	0	0	0.00%	0
	01/01/21	R17-02C1.18-P-0114	STL County Water	Main	Replacement	1702	PLGRIM DR 6" CI MB 2' PVC	0	0	0.00%	0
	01/01/21	R17-02C1.18-P-0115	STL County Water	Main	Replacement	1702	CLEARLAKE CIR 6" CI MB 6' PVC	0	0	0.00%	0
	01/01/21	R17-02C1.18-P-0120	STL County Water	Main	Replacement	1702	THEISS RD 8" CI MB 4' PVC	0	0	0.00%	0
	01/01/21	R17-02C1.18-P-0126	STL County Water	Main	Replacement	1702	STARLIT DR 6" CI MB 2' PVC	0	0	0.00%	0
	01/01/21	R17-02C1.18-P-0132	STL County Water	Main	Replacement	1702	ORTEGA DR 6" CI MB 6' PVC	0	0	0.00%	0
	01/01/21	R17-02C1.18-P-0135	STL County Water	Main	Replacement	1702	IDAMOR LN 6" CI MB 2' PVC	0	0	0.00%	0
	01/01/21	R17-02C1.18-P-0136	STL County Water	Main	Replacement	1702	S LACLEDE STATION RD 8 CI MB 2' PVC	0	0	0.00%	0
	01/01/21	R17-02C1.18-P-0137	STL County Water	Main	Replacement	1702	FOREST HAVEN ESTATES 6" CI MB 2' PV	0	0	0.00%	0
	01/01/21	R17-02C1.18-P-0148	STL County Water	Main	Replacement	1702	WEST FLORISSANT AVE 12" CI MB 6' PV	0	0	0.00%	0
	01/01/21	R17-02C1.18-P-0179	STL County Water	Main	Replacement	1702	PARKER RD 8" CI MB 6' PVC	0	0	0.00%	0
	01/01/21	R17-02C1.18-P-0185	STL County Water	Main	Replacement	1702	HILLVIEW DR 6" CI MB 2' PVC	0	0	0.00%	0
	01/01/21	R17-02C1.18-P-0193	STL County Water	Main	Replacement	1702	MIDLAND BLVD 6" CI MB 3' PVC	0	0	0.00%	0
	01/01/21	R17-02C1.18-P-0204	STL County Water	Main	Replacement	1702	LAVIDA AVE 6" CI MB 3' PVC	0	0	0.00%	0
	01/01/21	R17-02C1.18-P-0205	STL County Water	Main	Replacement	1702	CENTERBROOK DR 8" CI MB 3' PVC	0	0	0.00%	0
	01/01/21	R17-02C1.18-P-0208	STL County Water	Main	Replacement	1702	REDMAN AVE 8" CI MB 3' PVC	0	0	0.00%	0
	01/01/21	R17-02C1.18-P-0213	STL County Water	Main	Replacement	1702	LAWNISIDE DR 6" CI MB 3' PVC	0	0	0.00%	0
	01/01/21	R17-02C1.18-P-0219	STL County Water	Main	Replacement	1702	PARTRIDGE RUN DR 6" CI MB 6' PVC	0	0	0.00%	0
	01/01/21	R17-02C1.18-P-0229	STL County Water	Main	Replacement	1702	MCGEE AVE 6" CI MB 3' PVC	0	0	0.00%	0
	01/01/21	R17-02C1.18-P-0236	STL County Water	Main	Replacement	1702	E YORKSHIRE DR 6" CI MB 4' PVC	0	0	0.00%	0
	01/01/21	R17-02C1.18-P-0245	STL County Water	Main	Replacement	1702	MAYCREST DR 6" CI MB 2' PVC	0	0	0.00%	0
	01/01/21	R17-02C1.18-P-0246	STL County Water	Main	Replacement	1702	W KINGSBURY AVE 6" CI MB 3' PVC	0	0	0.00%	0
	01/01/21	R17-02C1.18-P-0247	STL County Water	Main	Replacement	1702	S BIG BEND BLVD 8" CI MB 2' PVC	0	(0)	0.00%	0
	01/01/21	R17-02C1.18-P-0259	STL County Water	Main	Replacement	1702	BALBOA DR 6" CI MB 2' PVC	0	0	0.00%	0
	01/01/21	R17-02C1.18-P-0265	STL County Water	Main	Replacement	1702	JENNINGS STATION RD 6" CI MB 3' PVC	0	0	0.00%	0
	01/01/21	R17-02C1.18-P-0268	STL County Water	Main	Replacement	1702	LINK RD 6" CI MB 3' PVC	0	0	0.00%	0
	01/01/21	R17-02C1.18-P-0271	STL County Water	Main	Replacement	1702	SPRINGHILL FARM DR 8" CI MB 5' PVC	0	0	0.00%	0
	01/01/21	R17-02C1.18-P-0282	STL County Water	Main	Replacement	1702	VALDAMERE DR 6" CI MB 2' PVC	0	0	0.00%	0
	01/01/21	R17-02C1.18-P-0285	STL County Water	Main	Replacement	1702	RUCKERT AVE 6" CI MB 3' PVC	0	0	0.00%	0
	01/01/21	R17-02C1.18-P-0295	STL County Water	Main	Replacement	1702	MONTEITH CIR 6" CI MB 3' PVC	0	0	0.00%	0
	01/01/21	R17-02C1.18-P-0297	STL County Water	Main	Replacement	1702	CAPITOL DR 6" CI MB 2' PVC	0	0	0.00%	0
	01/01/21	R17-02C1.18-P-0300	STL County Water	Main	Replacement	1702	PARKER RD 8" CI MB 3' PVC	0	0	0.00%	0
	01/01/21	R17-02C1.18-P-0324	STL County Water								

Missouri American Water Company  
 WSIRA 1 (January 2021 to July 2021) Eligible Projects  
 Replacements / Relocations

In Service	Date	Work Order	Tariff Group	Asset Type	Account	Profit Center	Work Order Description	Investment	Accum Dep	Depr Rate	Dep Exp
	01/01/21	R17-02C1.18-P-0376	STL County Water	Main	Replacement	1702	BERVIEW LN 6" CI MB 4' PVC	0	0	0.00%	0
	01/01/21	R17-02C1.18-P-0377	STL County Water	Main	Replacement	1702	BARBAGALLO DR 6" CI MB 2' PVC	0	0	0.00%	0
	01/01/21	R17-02C1.18-P-0393	STL County Water	Main	Replacement	1702	YORKSHIRE DR 6" CI MB 4' PVC	0	0	0.00%	0
	01/01/21	R17-02C1.18-P-0394	STL County Water	Main	Replacement	1702	CORAL RIDGE DR 6" CI MB 2' PVC	0	0	0.00%	0
	01/01/21	R17-02C1.18-P-0397	STL County Water	Main	Replacement	1702	RAUHUT AVE 6" CI MB 2' PVC	0	0	0.00%	0
	01/01/21	R17-02C1.18-P-0401	STL County Water	Main	Replacement	1702	HANNA RD 8" CI MB 3' PVC	0	0	0.00%	0
	01/01/21	R17-02C1.18-P-0404	STL County Water	Main	Replacement	1702	CINNAMON DR 6" CI MB 2' PVC	0	0	0.00%	0
	01/01/21	R17-02C1.18-P-0406	STL County Water	Main	Replacement	1702	MIDLAND BLVD 6" CI MB 3' PVC	0	0	0.00%	0
	01/01/21	R17-02C1.18-P-0480	STL County Water	Main	Replacement	1702	SHUESSLER RD 6" CI MB 7' PVC	0	0	0.00%	0
	01/01/21	R17-02C1.18-P-0486	STL County Water	Main	Replacement	1702	TALBOTT CT 6" CI MB 2.5' PVC	0	0	0.00%	0
	01/01/21	R17-02C1.18-P-0487	STL County Water	Main	Replacement	1702	PRINCESS DR 6" CI MB 3' PVC	0	0	0.00%	0
	01/01/21	R17-02C1.18-P-0489	STL County Water	Main	Replacement	1702	HOBKIRK DR 8" CI MB 4' PVC	0	0	0.00%	0
	01/01/21	R17-02C1.18-P-0490	STL County Water	Main	Replacement	1702	KENNY DR 6" CI MB 2.5' PVC	0	0	0.00%	0
	01/01/21	R17-02C1.18-P-0492	STL County Water	Main	Replacement	1702	KENNY DR 6" CI MB 5' PVC	0	0	0.00%	0
	01/01/21	R17-02C1.18-P-0514	STL County Water	Main	Replacement	1702	PATIENCE DR 6" DI MB 3' PVC	0	0	0.00%	0
	01/01/21	R17-02C1.18-P-0521	STL County Water	Main	Replacement	1702	CIRCLEVIEW DR 6" CI MB 4' PVC	0	0	0.00%	0
	01/01/21	R17-02C1.18-P-0523	STL County Water	Main	Replacement	1702	SHELLBURNE DR 6" CI MB 2' PVC	0	0	0.00%	0
	01/01/21	R17-02C1.18-P-0524	STL County Water	Main	Replacement	1702	MILLBURN DR 6" CI MB 4' PVC	0	0	0.00%	0
	01/01/21	R17-02C1.18-P-0527	STL County Water	Main	Replacement	1702	VICKIE PL 6" CI MB 2' PVC	0	0	0.00%	0
	01/01/21	R17-02C1.18-P-0528	STL County Water	Main	Replacement	1702	EDDIE AND PARK RD 6" CI MB 4' PVC	0	0	0.00%	0
	01/01/21	R17-02C1.18-P-0536	STL County Water	Main	Replacement	1702	VISCOUNT DR 6" CI MB 3' PVC	0	0	0.00%	0
	01/01/21	R17-02C1.18-P-0553	STL County Water	Main	Replacement	1702	CLAYTON RD 8" CI MB 5' PVC	0	0	0.00%	0
	01/01/21	R17-02C1.18-P-0560	STL County Water	Main	Replacement	1702	S LACLEDE STATION RD 8" CI MB 3' PV	0	0	0.00%	0
	01/01/21	R17-02C1.18-P-0563	STL County Water	Main	Replacement	1702	CASTLE DR 6" CI MB 3' PVC	0	0	0.00%	0
	01/01/21	R17-02C1.18-P-0569	STL County Water	Main	Replacement	1702	OAK AVE 6" CI MB 3' PVC	0	0	0.00%	0
	01/01/21	R17-02C1.18-P-0575	STL County Water	Main	Replacement	1702	MIDDLETHIAN RD 6" CI MB 3' PVC	0	0	0.00%	0
	01/01/21	R17-02C1.18-P-0582	STL County Water	Main	Replacement	1702	FAIN DR 6" CI MB 1.5' PVC	0	0	0.00%	0
	01/01/21	R17-02C1.18-P-0585	STL County Water	Main	Replacement	1702	BAYLESS AVE 8" CI MB 2' PVC	0	0	0.00%	0
	01/01/21	R17-02C1.18-P-0612	STL County Water	Main	Replacement	1702	FERNBROOK DR 6" CI MB 4' PVC	0	0	0.00%	0
	01/01/21	R17-02C1.18-P-0613	STL County Water	Main	Replacement	1702	FORMAN DR 6" CI MB 4' PVC	0	0	0.00%	0
	01/01/21	R17-02C1.18-P-0615	STL County Water	Main	Replacement	1702	DEERFIELD LN 6" CI MB 3' DI	0	0	0.00%	0
	01/01/21	R17-02C1.18-P-0628	STL County Water	Main	Replacement	1702	FLORA GARDENS ESMT 6" CI MB 2' PVC	0	0	0.00%	0
	01/01/21	R17-02C1.18-P-0636	STL County Water	Main	Replacement	1702	CANTERBURY DR 8" CI MB 3' PVC	0	0	0.00%	0
	01/01/21	R17-02C1.18-P-0642	STL County Water	Main	Replacement	1702	MAPLE AVE 6" CI MB 4' PVC	0	0	0.00%	0
	01/01/21	R17-02C1.18-P-0647	STL County Water	Main	Replacement	1702	MONTEITH CIR 6" CI MB 6' PVC	0	0	0.00%	0
	01/01/21	R17-02C1.18-P-0648	STL County Water	Main	Replacement	1702	MEADOWFIELD LANE 6" CI MB 2' PVC	0	0	0.00%	0
	01/01/21	R17-02C1.18-P-0649	STL County Water	Main	Replacement	1702	ACORN AVE 6" CI MB 4' PVC	0	0	0.00%	0
	01/01/21	R17-02C1.18-P-0663	STL County Water	Main	Replacement	1702	BLACKHAWK DR 6" CI MB 7' PVC	0	0	0.00%	0
	01/01/21	R17-02C1.18-P-0667	STL County Water	Main	Replacement	1702	NARA DR 6" CI MB 4' PVC	0	0	0.00%	0
	01/01/21	R17-02C1.18-P-0670	STL County Water	Main	Replacement	1702	FOREST HAVEN ESTATES 6" CI MB 2' PV	0	0	0.00%	0
	01/01/21	R17-02C1.18-P-0676	STL County Water	Main	Replacement	1702	VAN CREST DR 6" CI MB 5' PVC	0	0	0.00%	0
	01/01/21	R17-02C1.18-P-0677	STL County Water	Main	Replacement	1702	TEAL AVE 6" CI MB 2' PVC	0	(0)	0.00%	0
	01/01/21	R17-02C1.18-P-0679	STL County Water	Main	Replacement	1702	S LACLEDE STATION RD 8" CI MB 6' PV	0	0	0.00%	0
	01/01/21	R17-02C1.18-P-0680	STL County Water	Main	Replacement	1702	ST MARIE ST 6" CI MB 3' PVC	0	0	0.00%	0
	01/01/21	R17-02C1.18-P-0725	STL County Water	Main	Replacement	1702	MACKENZIE RD 12" CI MB 4' PVC	0	0	0.00%	0
	01/01/21	R17-02C1.18-P-0732	STL County Water	Main	Replacement	1702	COTTONWOOD DR 6" CI MB 3' PVC	0	0	0.00%	0
	01/01/21	R17-02C1.18-P-0734	STL County Water	Main	Replacement	1702	MITCHFORD DR 6" CI MB 3' PVC	0	0	0.00%	0
	01/01/21	R17-02C1.18-P-0738	STL County Water	Main	Replacement	1702	LANCASHIRE RD 6" CI MB 3' PVC	0	0	0.00%	0
	01/01/21	R17-02C1.18-P-0740	STL County Water	Main	Replacement	1702	ALPINE DR 6" CI MB 6' PVC	0	0	0.00%	0
	01/01/21	R17-02C1.18-P-0747	STL County Water	Main	Replacement	1702	MORGANFORD RD 6" CI MB 3' PVC	0	0	0.00%	0
	01/01/21	R17-02C1.18-P-0756	STL County Water	Main	Replacement	1702	CINNABAR DR 6" CI MB 2' PVC	0	0	0.00%	0
	01/01/21	R17-02C1.18-P-0757	STL County Water	Main	Replacement	1702	UNION RD 6" CI MB 3' PVC	0	0	0.00%	0
	01/01/21	R17-02C1.18-P-0758	STL County Water	Main	Replacement	1702	NEW HAMPSHIRE AVE 8" CI MB 5' PVC	0	0	0.00%	0
	01/01/21	R17-02C1.18-P-0761	STL County Water	Main	Replacement	1702	HEATHERTON DR 8" CI MB 5' PVC	0	0	0.00%	0
	01/01/21	R17-02C1.18-P-0767	STL County Water	Main	Replacement	1702	MOONGLOW DR 6" CI MB 3' PVC	0	0	0.00%	0
	01/01/21	R17-02C1.18-P-0782	STL County Water	Main	Replacement	1702	JENNINGS STATION RD 6" CI MB 6' PVC	0	0	0.00%	0
	01/01/21	R17-02C1.18-P-0783	STL County Water	Main	Replacement	1702	BROWN RD 12" CI MB 2' PVC	0	0	0.00%	0
	01/01/21	R17-02C1.18-P-0815	STL County Water	Main	Replacement	1702	DAWN CT 6" CI MB 4' PVC	0	0	0.00%	0
	01/01/21	R17-02C1.18-P-0817	STL County Water	Main	Replacement	1702	SHAMBLIN RD 6" CI MB 5' PVC	0	0	0.00%	0
	01/01/21	R17-02C1.18-P-0818	STL County Water	Main	Replacement	1702	S BRENTWOOD BLVD 8" CI MB 3' PVC	0	0	0.00%	0
	01/01/21	R17-02C1.18-P-0828	STL County Water	Main	Replacement	1702	WOODSAGE DR 6" CI MB 3' PVC	0	0	0.00%	0
	01/01/21	R17-02C1.18-P-0848	STL County Water	Main	Replacement	1702	WINTERGREEN DR 6" CI MB 4' PVC	0	0	0.00%	0
	01/01/21	R17-02C1.18-P-0853	STL County Water	Main	Replacement	1702	HEDGEMONT DR 6" CI MB 3' PVC	0	0	0.00%	0
	01/01/21	R17-02C1.18-P-0858	STL County Water	Main	Replacement	1702	RED LION DR 6" CI MB 4' PVC	0	0	0.00%	0
	01/01/21	R17-02C1.18-P-0862	STL County Water	Main	Replacement	1702	KINGSTON DR 8" CI MB 4' PVC	0	0	0.00%	0
	01/01/21	R17-02C1.18-P-0866	STL County Water	Main	Replacement	1702	OLD JAMESTOWN RD 8" CI MB 5' PVC	0	0	0.00%	0
	01/01/21	R17-02C1.18-P-0871	STL County Water	Main	Replacement	1702	WEST FLOISSANT AVE 6" CI MB 3' PVC	0	0	0.00%	0
	01/01/21	R17-02C1.18-P-0880	STL County Water	Main	Replacement	1702	CISCO DR 6" CI MB 4' PVC	0	0	0.00%	0
	01/01/21	R17-02C1.18-P-0897	STL County Water	Main	Replacement	1702	NETHERTON DR 6" CI MB 3' PVC	0	0	0.00%	0
	01/01/21	R17-02C1.18-P-0919	STL County Water	Main	Replacement	1702	CRESTBURY DR 6" CI MB 3' PVC	0	0	0.00%	0
	01/01/21	R17-02C1.18-P-0929	STL County Water	Main	Replacement	1702	S MASON RD 20" CI MB 3' DI	0	0	0.00%	0
	01/01/21	R17-02C1.18-P-0931	STL County Water	Main	Replacement	1702	HILLSGATE CT 6" CI MB 3' PVC	0	0	0.00%	0
	01/01/21	R17-02C1.18-P-0937	STL County Water	Main	Replacement	1702	PARKER RD 8" CI MB 5' PVC	0	0	0.00%	0
	01/01/21	R17-02C1.18-P-1087	STL County Water	Main	Replacement	1702	CLAYTON RD 8" CI MB 5' PVC	0	0	0.00%	0
	01/01/21	R17-02C1.18-P-1102	STL County Water	Main	Replacement	1702	CHARRETTE DR 6" CI MB 2' PVC	0	0	0.00%	0
	01/01/21	R17-02C1.18-P-1106	STL County Water	Main	Replacement	1702	HUMMELSHIM AVE 6" CI MB 3' PVC	0	0	0.00%	0
	01/01/21	R17-02C1.18-P-1108	STL County Water	Main	Replacement	1702	SHREWSBURY AVE 8" CI MB 5' PVC	0	0	0.00%	0
	01/01/21	R17-02C1.18-P-1109	STL County Water	Main	Replacement	1702	PALATINE CT 6" CI MB 4' PVC	0	0	0.00%	0
	01/01/21	R17-02C1.18-P-1144	STL County Water	Main	Replacement	1702	JOPLIN AVE 6" CI MB 8' PVC	0	0	0.00%	0
	01/01/21	R17-02C1.18-P-1189	STL County Water	Main	Replacement	1702	E LORETTE AVE 6" CI MB 4' PVC	0	(0)	0.00%	0
	01/01/21	R17-02C1.18-P-1199	STL County Water	Main	Replacement	1702	LUNA CT 6" CI MB 4' PVC	0	0	0.00%	0
	01/01/21	R17-02C1.18-P-1293	STL County Water	Main	Replacement	1702	JETT AVE 6" CI MB 5' PVC	0	0	0.00%	0
	01/01/21	R17-02C1.18-P-1343	STL County Water	Main	Replacement	1702	WALKER AVE 6" CI MB 6' PVC	0	0	0.00%	0
	01/01/21	R17-02C1.18-P-1354	STL County Water	Main	Replacement	1702	LIBERTY AVE 4" CI RETR 70'	0	0	0.00%	0
	01/01/21	R17-02C1.18-P-1403	STL County Water	Main	Replacement	1702	RUNYON AVE 6" CI MB 7' PVC	0	0	0.00%	0
	01/01/21	R17-02C1.18-P-1415	STL County Water	Main	Replacement	1702	JENNINGS STATION RD 12" CI MB 15' D	0	0	0.00%	0
	01/01/21	R17-02C1.18-P-1437	STL County Water	Main	Replacement	1702	GARBER RD 8" CI MB 4' PVC	0	0	0.00%	0
	01/01/21	R17-02C1.18-P-1454	STL County Water	Main	Replacement	1702	REDMAN RD 12" CI MB 8' PVC	0	0	0.00%	0
	01/01/21	R17-02C1.18-P-1511	STL County Water	Main	Replacement	1702	WEST FLOISSANT AVE 16" CI MB 6' PV	0	0	0.00%	0
	01/01/21	R17-02C1.18-P-1863	STL County Water	Main	Replacement	1702	PANNELL DR 6" CI MB 6' PVC	0	0	0.00%	0
	01/01/21	R17-02C1.18-P-1869	STL County Water	Main	Replacement	1702	TEMPO DR 6" CI MB 12' PVC	0	0	0.00%	0
	01/01/21	R17-02C1.18-P-1883	STL County Water	Main	Replacement	1702	EASTHAM DR 6" CI MB 6' PVC	0	0	0.00%	0
	01/01/21	R17-02C1.18-P-1884	STL County Water	Main	Replacement	1702	TRON DR 6" CI MB 8' PVC	0	0	0.00%	0
	01/01/21	R17-02C1.18-P-1903	STL County Water	Main	Replacement	1702	WENLOCK DR 6" CI MB 6' PVC	0	0	0.00%	0
	01/01/21	R17-02C1.18-P-1922	STL County Water	Main	Replacement	1702	N KIRKWOOD RD 12" CI MB 7' PVC	0	0	0.00%	0
	01/01/21	R17-02C1.18-P-1973	STL County Water	Main	Replacement	1702	UNION RD 2" GV MB 4' GV	0	0	0.00%	0
	01/01/21	R17-02C1.18-P-1974	STL County Water	Main	Replacement	1702	S DELLWOOD AVE 6" CI MB 4' PVC	0	0	0.00%	0
	01/01/21	R17-02C1.18-P-2066	STL County Water	Main	Replacement	1702	WELMERING AVE 6" CI MB 8' PVC	0	0	0.00%	0
	01/01/21	R17-02C1.18-P-2079	STL County Water	Main	Replacement	1702	VILLA DORADO DR 8" DI MB 3' PVC	0	0	0.00%	0
	01/01/21	R17-02C1.18-P-2104	STL County Water	Main	Replacement	1702	MAXIMAUS DR 6" CI MB 5' PVC	0	0	0.00%	0
	01/01/21	R17-02C1.18-P-2108	STL County Water	Main	Replacement	1702	VASEL AVE 6" CI MB 5' PVC	0	0	0.00%	0
	01/01/21	R17-02C1.18-P-2114	STL County Water	Main	Replacement	1702	SPARROWHAWK CT 6" DI MB 13' PVC	0	0	0.00%	0
	01/01/21	R17-02C1.18-P-2122	STL County Water	Main	Replacement	1702	GENERAL HOOKER CT 6" CI MB 4' PVC	0	0	0.00%	0

Missouri American Water Company  
 WSIRA 1 (January 2021 to July 2021) Eligible Projects  
 Replacements / Relocations

In Service	Date	Work Order	Tariff Group	Asset Type	Account	Profit Center	Work Order Description	Investment	Accum Dep	Depr Rate	Dep Exp
	01/01/21	R17-02C1.18-P-2125	STL County Water	Main	Replacement	1702	S MASON RD 8" CI MB 6' PVC	0	0	0.00%	0
	01/01/21	R17-02C1.18-P-2133	STL County Water	Main	Replacement	1702	DEERWOOD DR 6" CI MB 2' PVC	0	0	0.00%	0
	01/01/21	R17-02C1.18-P-2135	STL County Water	Main	Replacement	1702	DAMMERT AVE 6" CI MB 6' PVC	0	0	0.00%	0
	01/01/21	R17-02C1.18-P-2136	STL County Water	Main	Replacement	1702	S MASON RD 8" CI MB 6' PVC	0	0	0.00%	0
	01/01/21	R17-02C1.18-P-2149	STL County Water	Main	Replacement	1702	HICKORY HEDGE DR 12" DI MB 25' PVC	0	0	0.00%	0
	01/01/21	R17-02C1.18-P-2150	STL County Water	Main	Replacement	1702	MELANIE MEADOWS LN 6" DI MB 2' PVC	0	0	0.00%	0
	01/01/21	R17-02C1.18-P-2153	STL County Water	Main	Replacement	1702	SHADOW VIEW DR 6" DI MB 3' PVC	0	0	0.00%	0
	01/01/21	R17-02C1.18-P-2169	STL County Water	Main	Replacement	1702	HERITAGE DR 6" CI MB 5' PVC	0	0	0.00%	0
	01/01/21	R17-02C1.18-P-2175	STL County Water	Main	Replacement	1702	MENDOZA AVE 6" CI MB 4' PVC	0	0	0.00%	0
	01/01/21	R17-02C1.18-P-2176	STL County Water	Main	Replacement	1702	AVENUE I 8" CI MB 11' PVC	0	0	0.00%	0
	01/01/21	R17-02C1.18-P-2206	STL County Water	Main	Replacement	1702	TYRELL DR 6" CI MB 4' PVC	0	0	0.00%	0
	01/01/21	R17-02C1.18-P-2218	STL County Water	Main	Replacement	1702	ELM GROVE CT 6" CI MB 4' PVC	0	0	0.00%	0
	01/01/21	R17-02C1.18-P-2256	STL County Water	Main	Replacement	1702	MENDOZA AVE 6" CI MB 2' PVC	0	0	0.00%	0
	01/01/21	R17-02C1.18-P-2257	STL County Water	Main	Replacement	1702	MCKELVEY RD 6" CI MB 6' PVC	0	0	0.00%	0
	01/01/21	R17-02C1.18-P-2258	STL County Water	Main	Replacement	1702	NEMNICH RD 6" CI MB 6' PVC	0	0	0.00%	0
	01/01/21	R17-02C1.18-P-2276	STL County Water	Main	Replacement	1702	FRONTENAC FOREST 6" CI MB 5' PVC	0	0	0.00%	0
	01/01/21	R17-02C1.18-P-2301	STL County Water	Main	Replacement	1702	FAIN DR 6" CI MB 6' PVC	0	0	0.00%	0
	01/01/21	R17-02C1.18-P-2302	STL County Water	Main	Replacement	1702	PATIO CT 6" CI MB 5' PVC	0	0	0.00%	0
	01/01/21	R17-02C1.18-P-2345	STL County Water	Main	Replacement	1702	CHINON DR 6" CI MB 5' PVC	0	0	0.00%	0
	01/01/21	R17-02C1.18-P-2355	STL County Water	Main	Replacement	1702	LODE AVE 6" CI MB 2' PVC	0	0	0.00%	0
	01/01/21	R17-02C1.18-P-2363	STL County Water	Main	Replacement	1702	TWEED DR 6" CI MB 5' PVC	0	0	0.00%	0
	01/01/21	R17-02C1.18-P-2383	STL County Water	Main	Replacement	1702	UNION RD 6" CI MB 4' PVC	0	0	0.00%	0
	01/01/21	R17-02C1.18-P-2404	STL County Water	Main	Replacement	1702	NILES PL 6" CI MB 4' PVC	0	0	0.00%	0
	01/01/21	R17-02C1.18-P-2496	STL County Water	Main	Replacement	1702	PAUL AVE 6" CI MB 2' PVC	0	0	0.00%	0
	01/01/21	R17-02C1.18-P-2505	STL County Water	Main	Replacement	1702	N HANLEY RD 6" CI MB 4' PVC	0	0	0.00%	0
	01/01/21	R17-02C1.18-P-2530	STL County Water	Main	Replacement	1702	BRAMBLE BERRY DR 6" DI MB 5' PVC	0	0	0.00%	0
	01/01/21	R17-02C1.18-P-2594	STL County Water	Main	Replacement	1702	CORAL DR 6" CI MB 3' PVC	0	0	0.00%	0
	01/01/21	R17-02C1.18-P-2613	STL County Water	Main	Replacement	1702	BROWN RD 8" CI MB 3' PVC	0	0	0.00%	0
	01/01/21	R17-02C1.18-P-2632	STL County Water	Main	Replacement	1702	N NEW FLORISSANT RD 12" CI MB 13' P	0	0	0.00%	0
	01/01/21	R17-02C1.18-P-2706	STL County Water	Main	Replacement	1702	HOLLYSHIRE DR 6" CI MB 3' PVC	0	0	0.00%	0
	01/01/21	R17-02C1.18-P-2707	STL County Water	Main	Replacement	1702	MARLIN DR 6" CI MB 3' PVC	0	0	0.00%	0
	01/01/21	R17-02C1.18-P-2711	STL County Water	Main	Replacement	1702	CORDES DR 6" CI MB 3' PVC	0	0	0.00%	0
	01/01/21	R17-02C1.18-P-2715	STL County Water	Main	Replacement	1702	BROOKTON WAY 6" CI MB 2' PVC	0	0	0.00%	0
	01/01/21	R17-02C1.19-P-0004	STL County Water	Main	Replacement	1702	OLIVE BLVD 6" CI MB 5' PVC	0	0	0.00%	0
	01/01/21	R17-02C1.19-P-0012	STL County Water	Main	Replacement	1702	GREGG RD 10" CI MB 4' DI	0	0	0.00%	0
	01/01/21	R17-02C1.19-P-0022	STL County Water	Main	Replacement	1702	WATERFORD RIDGE DR 6" DI MB 6' PVC	0	0	0.00%	0
	01/01/21	R17-02C1.19-P-0039	STL County Water	Main	Replacement	1702	ENGLER AVE 6" CI MB 3' PVC	0	0	0.00%	0
	01/01/21	R17-02C1.19-P-0049	STL County Water	Main	Replacement	1702	BANSHEE RD 6" CI MB 4' PVC	0	0	0.00%	0
	01/01/21	R17-02C1.19-P-0050	STL County Water	Main	Replacement	1702	LOOKAWAY DR 6" CI MB 4' PVC	0	0	0.00%	0
	01/01/21	R17-02C1.19-P-0052	STL County Water	Main	Replacement	1702	LAND O LAKES DR 8" CI MB 6' PVC	0	0	0.00%	0
	01/01/21	R17-02C1.19-P-0059	STL County Water	Main	Replacement	1702	NEW HAMPSHIRE AVE 8" CI MB 3' PVC	0	0	0.00%	0
	01/01/21	R17-02C1.19-P-0082	STL County Water	Main	Replacement	1702	OLD HALLS FERRY RD 12" CI MB 4' PVC	0	0	0.00%	0
	01/01/21	R17-02C1.19-P-0086	STL County Water	Main	Replacement	1702	NEMNICH RD 6" CI MB 3' PVC	0	0	0.00%	0
	01/01/21	R17-02C1.19-P-0105	STL County Water	Main	Replacement	1702	VALMEYER DR 6" CI MB 3' PVC	0	0	0.00%	0
	01/01/21	R17-02C1.19-P-0142	STL County Water	Main	Replacement	1702	BRIARBEND DR 6" CI MB 4' PVC	0	0	0.00%	0
	01/01/21	R17-02C1.19-P-0143	STL County Water	Main	Replacement	1702	MASON LAKE DR 8" CI MB 3' PVC	0	0	0.00%	0
	01/01/21	R17-02C1.19-P-0159	STL County Water	Main	Replacement	1702	VENTURA DR 6" CI MB 2' PVC	0	0	0.00%	0
	01/01/21	R17-02C1.19-P-0162	STL County Water	Main	Replacement	1702	PARKER RD 8" CI MB 4' PVC	0	0	0.00%	0
	01/01/21	R17-02C1.19-P-0165	STL County Water	Main	Replacement	1702	WOLFF DR 6" CI MB 3' PVC	0	0	0.00%	0
	01/01/21	R17-02C1.19-P-0193	STL County Water	Main	Replacement	1702	NEW HAMPSHIRE AVE 6" CI MB 4' PVC	0	0	0.00%	0
	01/01/21	R17-02C1.19-P-0230	STL County Water	Main	Replacement	1702	MAIN/VALVE JULY 29-AUG 4 2019	(3,780)	(57)	1.39%	(52)
	01/01/21	R17-02C1.19-P-0232	STL County Water	Main	Replacement	1702	MAIN/VALVE AUG 12-18 2019	(0)	0	#####	(0)
	01/01/21	R17-02C1.19-P-0251	STL County Water	Main	Replacement	1702	MAIN/VALVE DEC 2-8 2019	323	5	1.35%	4
	01/01/21	R17-02C1.20-P-0002	STL County Water	Main	Replacement	1702	MAIN/VALVE JAN 6-12 2020	1,271	19	1.39%	18
	01/01/21	R17-02C1.20-P-0003	STL County Water	Main	Replacement	1702	MAIN/VALVE JAN 13-19 2020	848	13	1.39%	12
	01/01/21	R17-02C1.20-P-0004	STL County Water	Main	Replacement	1702	MAIN/VALVE JAN 21-26 2020	6,322	95	1.39%	88
	01/01/21	R17-02C1.20-P-0009	STL County Water	Hydrants	Replacement	1702	MOSL_MATTIS_RD_8"-CI-1425-ABANDON	(0)	0	0.00%	0
	01/01/21	R17-02C1.20-P-0009	STL County Water	Main	Replacement	1702	MOSL_MATTIS_RD_8"-CI-1425-ABANDON	(0)	(0)	0.00%	0
	01/01/21	R17-02C1.20-P-0018	STL County Water	Main	Replacement	1702	MAIN/VALVE APR 20-26 2020	(2,166)	(33)	1.39%	(30)
	01/01/21	R17-02C1.20-P-0026	STL County Water	Main	Replacement	1702	MAIN/VALVE JUNE 15-21 2020	(1,438)	(22)	1.40%	(20)
	01/01/21	R17-02C1.20-P-0027	STL County Water	Main	Replacement	1702	MAIN/VALVE JUNE 22-28 2020	(5,975)	(90)	1.39%	(83)
	01/01/21	R17-02C1.20-P-0028	STL County Water	Main	Replacement	1702	MAIN/VALVE JUNE 29 - JULY 5 2020	(723)	(11)	1.35%	(10)
	01/01/21	R17-02C1.20-P-0029	STL County Water	Main	Replacement	1702	MAIN/VALVE JULY 6-12 2020	13,168	198	1.39%	183
	01/01/21	R17-02C1.20-P-0030	STL County Water	Main	Replacement	1702	MAIN/VALVE JULY 13-19 2020	1,122	17	1.38%	15
	01/01/21	R17-02C1.20-P-0031	STL County Water	Main	Replacement	1702	MAIN/VALVE JULY 20-26 2020	(60)	(1)	1.57%	(1)
	01/01/21	R17-02C1.20-P-0032	STL County Water	Main	Replacement	1702	MAIN/VALVE JULY 27 - AUG 2 2020	(195)	(3)	1.39%	(3)
	01/01/21	R17-02C1.20-P-0033	STL County Water	Main	Replacement	1702	MAIN/VALVE AUG 3-9 2020	(135)	(2)	1.35%	(2)
	01/01/21	R17-02C1.20-P-0034	STL County Water	Main	Replacement	1702	MAIN/VALVE AUG 10-16 2020	(84)	(1)	1.22%	(1)
	01/01/21	R17-02C1.20-P-0035	STL County Water	Main	Replacement	1702	MAIN/VALVE AUG 17-23 2020	27,933	421	1.39%	388
	01/01/21	R17-02C1.20-P-0036	STL County Water	Main	Replacement	1702	MAIN/VALVE AUG 24-30 2020	2,811	42	1.39%	39
	01/01/21	R17-02C1.20-P-0038	STL County Water	Main	Replacement	1702	MAIN/VALVE AUG 31 - SEP 6 2020	(1,593)	(24)	1.39%	(22)
	01/01/21	R17-02C1.20-P-0039	STL County Water	Main	Replacement	1702	MAIN/VALVE SEP 7-13 2020	449	7	1.38%	6
	01/01/21	R17-02C1.20-P-0040	STL County Water	Main	Replacement	1702	MAIN/VALVE SEP 13-20 2020	608	9	1.38%	8
	01/01/21	R17-02C1.20-P-0041	STL County Water	Main	Replacement	1702	MAIN/VALVE SEP 21-27 2020	(801)	(12)	1.39%	(11)
	01/01/21	R17-02C1.20-P-0042	STL County Water	Main	Replacement	1702	MAIN/VALVE SEP 28 - OCT 4 2020	(1,748)	(26)	1.39%	(24)
	01/01/21	R17-02C1.20-P-0043	STL County Water	Main	Replacement	1702	MAIN/VALVE OCT 5-11 2020	(20,016)	(301)	1.39%	(278)
	01/01/21	R17-02C1.20-P-0044	STL County Water	Main	Replacement	1702	MAIN/VALVE OCT 12-18 2020	6,168	93	1.39%	86
	01/01/21	R17-02C1.20-P-0045	STL County Water	Main	Replacement	1702	MAIN/VALVE OCT 19-25 2020	77,252	1,163	1.39%	1,074
	01/01/21	R17-02C1.20-P-0046	STL County Water	Main	Replacement	1702	MAIN/VALVE OCT 26 - NOV 1 2020	(1,021)	(15)	1.38%	(14)
	01/01/21	R17-02C1.20-P-0047	STL County Water	Main	Replacement	1702	MAIN/VALVE NOV 2-8 2020	998	15	1.40%	14
	01/01/21	R17-02C1.20-P-0048	STL County Water	Main	Replacement	1702	MAIN/VALVE NOV 9-15 2020	(6,306)	(95)	1.39%	(88)
	01/01/21	R17-02C1.20-P-0049	STL County Water	Main	Replacement	1702	MAIN/VALVE NOV 16-22 2020	(5,077)	(76)	1.39%	(71)
	01/01/21	R17-02C1.20-P-0050	STL County Water	Main	Replacement	1702	MAIN/VALVE NOV 23-29 2020	10,802	163	1.39%	150
	01/01/21	R17-02C1.20-P-0051	STL County Water	Main	Replacement	1702	MAIN/VALVE NOV 30-DEC 6 2020	(42,896)	(646)	1.39%	(596)
	01/01/21	R17-02C1.20-P-0052	STL County Water	Main	Replacement	1702	MAIN/VALVE DEC 7-13 2020	3,200	48	1.39%	45
	01/01/21	R17-02C1.20-P-0053	STL County Water	Main	Replacement	1702	MAIN/VALVE DEC 14-20 2020	(103,726)	(1,562)	1.39%	(1,442)
	01/01/21	R17-02C1.20-P-0054	STL County Water	Main	Replacement	1702	MAIN/VALVE DEC 21-27 2020	(35,869)	(540)	1.39%	(499)
	01/01/21	R17-02C1.20-P-0055	STL County Water	Main	Replacement	1702	MAIN/VALVE DEC 28 2020 - JAN 3 2021	331,547	4,992	1.39%	4,608
	01/01/21	R17-02C1.21-P-0002	STL County Water	Main	Replacement	1702	MAIN/VALVE JAN 4-10 2021	428,527	6,453	1.39%	5,956
	01/01/21	R17-02C1.21-P-0003	STL County Water	Main	Replacement	1702	MAIN/VALVE JAN 11-17 2021	601,247	9,054	1.39%	8,357
	01/01/21	R17-02C1.21-P-0004	STL County Water	Main	Replacement	1702	MAIN/VALVE JAN 18-24 2021	315,806	4,755	1.39%	4,390
	01/01/21	R17-02F1.20-P-0003	STL County Water	Hydrants	Replacement	1702	HYDRANT JAN 13-20 2020	4,080	82	1.85%	75
	01/01/21	R17-02F1.20-P-0004	STL County Water	Hydrants	Replacement	1702	HYDRANT JAN 21-26 2020	3,690	74	1.85%	68
	01/01/21	R17-02F1.20-P-0029	STL County Water	Hydrants	Replacement	1702	HYDRANT JULY 6-12 2020	(4)	(0)	1.59%	(0)
	01/01/21	R17-02F1.20-P-0041	STL County Water	Hydrants	Replacement	1702	HYDRANT SEP 21-27 2020	222	4	1.85%	4
	01/01/21	R17-02F1.20-P-0042	STL County Water	Hydrants	Replacement	1702	HYDRANT SEP 28 - OCT 4 2020	(7)	(0)	1.90%	(0)
	01/01/21	R17-02F1.20-P-0043	STL County Water	Hydrants	Replacement	1702	HYDRANT OCT 5-11 2020	(74)	(1)	1.86%	(1)
	01/01/21	R17-02F1.20-P-0044	STL County Water	Hydrants	Replacement	1702	HYDRANT OCT 12-18 2020	(9)	(0)	1.80%	(0)
	01/01/21	R17-02F1.20-P-0045	STL County Water	Hydrants	Replacement	1702	HYDRANT OCT 19-25 2020	80	2	1.84%	1
	01/01/21	R17-02F1.20-P-0048	STL County Water	Hydrants	Replacement	1702	HYDRANT NOV 9-15 2020	(903)	(18)		

Missouri American Water Company  
 WSIRA 1 (January 2021 to July 2021) Eligible Projects  
 Replacements / Relocations

In Service	Date	Work Order	Tariff Group	Asset Type	Account	Profit Center	Work Order Description	Investment	Accum Dep	Depr Rate	Dep Exp
	01/01/21	R17-02F1.20-P-0052	STL County Water	Hydrants	Replacement	1702	HYDRANT DEC 7-13 2020	2,096	42	1.85%	39
	01/01/21	R17-02F1.20-P-0053	STL County Water	Hydrants	Replacement	1702	HYDRANT DEC 14-20 2020	(752)	(15)	1.85%	(14)
	01/01/21	R17-02F1.20-P-0053	STL County Water	Main	Replacement	1702	HYDRANT DEC 14-20 2020	(148)	(2)	1.39%	(2)
	01/01/21	R17-02F1.20-P-0054	STL County Water	Hydrants	Replacement	1702	HYDRANT DEC 21-27 2020	(666)	(13)	1.85%	(12)
	01/01/21	R17-02F1.20-P-0055	STL County Water	Hydrants	Replacement	1702	HYDRANT DEC 28 2020 - JAN 3 2021	5,917	119	1.85%	109
	01/01/21	R17-02F1.21-P-0002	STL County Water	Hydrants	Replacement	1702	HYDRANT JAN 4-10 2021	31,585	633	1.85%	584
	01/01/21	R17-02F1.21-P-0003	STL County Water	Hydrants	Replacement	1702	HYDRANT JAN 11-17 2021	49,880	1,000	1.85%	923
	01/01/21	R17-02F1.21-P-0004	STL County Water	Hydrants	Replacement	1702	HYDRANT JAN 18-24 2021	34,582	693	1.85%	640
	01/01/21	R17-02F2.19-P-0009	STL County Water	Hydrants	Replacement	1702	MOSL-Parkway_ISC-FH-HSC-6974-RELO	0	(0)	0.00%	0
	01/01/21	R17-02F2.19-P-0009	STL County Water	Main	Replacement	1702	MOSL-Parkway_ISC-FH-HSC-6974-RELO	(0)	0	0.00%	0
	01/01/21	R17-02F2.20-P-0003	STL County Water	Hydrants	Replacement	1702	MOSL_DIELMAN_RD_FH_HOV99_RELO	(0)	0	0.00%	0
	01/01/21	R17-02F2.20-P-0006	STL County Water	Hydrants	Replacement	1702	MOSL-Tomore_Ct-FH-HSC-5019_RELO	(13)	(0)	1.85%	(0)
	01/01/21	R17-02F2.20-P-0007	STL County Water	Hydrants	Replacement	1702	MOSL-Rolling_Hills-FH_HLD-86_RELO	(67)	(1)	1.85%	(1)
	01/01/21	R17-02F2.20-P-0008	STL County Water	Hydrants	Replacement	1702	MOSL_Retina_Inst_HBD-132_FH_RELO	6,175	124	1.85%	114
	01/01/21	R17-02G1.20-P-0001	STL County Water	Meters	Replacement	1702	Services and Laterals New - Blanket	1,002,958	26,077	2.40%	24,071
	01/01/21	R17-02G1.20-P-0001	STL County Water	Services	Replacement	1702	Services and Laterals New - Blanket	1,114,522	35,256	2.92%	32,544
	01/01/21	R17-02G1.20-P-0003	STL County Water	Services	Replacement	1702	MOSL-Svc Line ClAC-November	(51,202)	(1,620)	2.92%	(1,495)
	01/01/21	R17-02J1.15-P-0003	STL County Water	Meters	Replacement	1702	AMI Meter DCU's	12,518	461	3.40%	426
	01/01/21	R17-02J1.19-P-0001	STL County Water	Meters	Replacement	1702	Meters Replaced Workorder	238	6	2.40%	6
	01/01/21	R17-02J1.20-P-0001	STL County Water	Meters	Replacement	1702	MOSL_Meters-Replaced-Blanket	30,462	792	2.40%	731
	01/01/21	R17-02J2.19-P-0001	STL County Water	Meters	Replacement	1702	Blanket Work Order	11,806	307	2.40%	283
	01/01/21	R17-02Q1.19-P-0125	STL County Water	Pumping	Replacement	1702	MOSL_DLCC_AIRP_Reversal Actuators	0	0	0.00%	0
	01/01/21	R17-02Q1.19-P-0150	STL County Water	Pumping	Replacement	1702	CCP: CP3B HS #12 HS Discharge valve	(308)	(6)	1.89%	(6)
	01/01/21	R17-02Q1.19-P-0152	STL County Water	Pumping	Replacement	1702	CCP: CP3A HS# 5 HS Discharge Valve	2	0	1.59%	0
	01/01/21	R17-02Q1.19-P-0153	STL County Water	Pumping	Replacement	1702	CCP: CP3A HS# 6 Discharge Valve	2	0	1.97%	0
	01/01/21	R17-02Q1.19-P-0154	STL County Water	Pumping	Replacement	1702	CCP: FP2 HS #11 Discharge valve	414	8	1.89%	8
	01/01/21	R17-02Q1.19-P-0162	STL County Water	Treatment	Replacement	1702	CCP: Filter to Waste Valves	(0)	0	0.00%	0
	01/01/21	R17-02Q1.20-P-0005	STL County Water	Pumping	Replacement	1702	SCP: Replace Intake Pump - Submersi	11	0	1.90%	0
	01/01/21	R17-02Q1.20-P-0006	STL County Water	Pumping	Replacement	1702	SCP: Replace Intake Motor	7	0	1.97%	0
	01/01/21	R17-02Q1.20-P-0008	STL County Water	Treatment	Replacement	1702	MOSL_MP_Hypo System Improvements	0	0	2.08%	0
	01/01/21	R17-02Q1.20-P-0015	STL County Water	Treatment	Replacement	1702	SCP: SB Filter Eff Valves & Actuato	3,417	81	2.18%	74
	01/01/21	R17-02Q1.20-P-0016	STL County Water	Treatment	Replacement	1702	SCP: SB Chem Dist Pump Replacement	0	0	0.00%	0
	01/01/21	R17-02Q1.20-P-0035	STL County Water	Pumping	Replacement	1702	NCP-HS 4 Sec Stage Motor Replacemen	563	12	1.89%	11
	01/01/21	R17-02Q1.20-P-0042	STL County Water	Pumping	Replacement	1702	DLCC: Flow meter installation and i	0	0	0.00%	0
	01/01/21	R17-02Q1.20-P-0050	STL County Water	Treatment	Replacement	1702	NCP-Rewash pumps replacement	15	0	2.20%	0
	01/01/21	R17-02Q1.20-P-0051	STL County Water	Treatment	Replacement	1702	MOSL_MP_D Basin #14 Dis Valve Rep	2	0	2.19%	0
	01/01/21	R17-02Q1.20-P-0052	STL County Water	Treatment	Replacement	1702	MOSL_MP_D Basin #15 Dis Valve Rep	2	0	2.68%	0
	01/01/21	R17-02Q1.20-P-0053	STL County Water	Treatment	Replacement	1702	MOSL_MP_D Basin #16 Dis Valve Rep	2	0	2.24%	0
	01/01/21	R17-02Q1.20-P-0068	STL County Water	Pumping	Replacement	1702	CCP: CL2 Evaporator Replacement	2	0	3.33%	0
	01/01/21	R17-02Q1.20-P-0069	STL County Water	Treatment	Replacement	1702	CCP: Lime Grit Classifier Bypass St	2	0	2.30%	0
	01/01/21	R17-02Q1.20-P-0072	STL County Water	Pumping	Replacement	1702	SCP Intake ASCO Valves & Lines	0	0	0.00%	0
	01/01/21	R17-02Q1.20-P-0080	STL County Water	Pumping	Replacement	1702	MOMCP Intake Isolation Valves	0	0	0.00%	0
	01/01/21	R17-02Q1.20-P-0083	STL County Water	Treatment	Replacement	1702	CCP: Lime Slurry Scrubber Auger Rep	1	0	2.10%	0
	01/01/21	R17-02Q1.20-P-0085	STL County Water	Treatment	Replacement	1702	CCP: C Influent 48" Valve Replaceme	3,642	86	2.18%	79
	01/01/21	R17-02Q1.20-P-0097	STL County Water	Treatment	Replacement	1702	CCP: Filt. A6 & B7 WW Vlv & Act	636	15	2.18%	14
	01/01/21	R17-02Q1.20-P-0099	STL County Water	Pumping	Replacement	1702	CP3A: #1 HS Pump Flowmeter	0	0	0.00%	0
	01/01/21	R17-02Q1.20-P-0101	STL County Water	Pumping	Replacement	1702	CP3A: #3 HS Pump Flowmeter	0	0	0.00%	0
	01/01/21	R17-02Q1.20-P-0102	STL County Water	Pumping	Replacement	1702	CP3A: #4 HS Pump Flowmeter	0	0	0.00%	0
	01/01/21	R17-02Q1.20-P-0103	STL County Water	Pumping	Replacement	1702	CP3A: #5 HS Pump Flowmeter	0	0	0.00%	0
	01/01/21	R17-02Q1.20-P-0104	STL County Water	Pumping	Replacement	1702	CP3A: #6 HS Pump Flowmeter	0	0	0.00%	0
	01/01/21	R17-02Q1.20-P-0113	STL County Water	Pumping	Replacement	1702	CP3A: #3 HS Dis. Pipe after Check V	4	0	2.01%	0
	01/01/21	R17-02Q1.20-P-0114	STL County Water	Pumping	Replacement	1702	CP3A: #4 HS Dis. Pipe after Check V	4	0	1.79%	0
	01/01/21	R17-02Q1.20-P-0115	STL County Water	Pumping	Replacement	1702	CP3A: #5 HS Dis. Pipe after Check V	4	0	2.01%	0
	01/01/21	R17-02Q1.20-P-0116	STL County Water	Pumping	Replacement	1702	CP3A: #6 HS Dis. Pipe after Check V	5	0	2.03%	0
	01/01/21	R17-02Q1.20-P-0129	STL County Water	Pumping	Replacement	1702	CCP:MagFlow Meters ES #1&#2 Sys Del	19,804	405	1.89%	374
	01/01/21	R17-02Q1.20-P-0132	STL County Water	Treatment	Replacement	1702	CCP: FP1 valve operator replacement	259	6	2.18%	6
	01/01/21	R17-02Q1.20-P-0134	STL County Water	Treatment	Replacement	1702	CCP: Chlorine Scale Replacement	(71)	(2)	2.17%	(2)
	01/01/21	R17-02Q1.20-P-0136	STL County Water	Treatment	Replacement	1702	CCP: Phosphate Pump Replacement	0	0	0.00%	0
	01/01/21	R17-02Q1.20-P-0137	STL County Water	Treatment	Replacement	1702	SCP: Intake c12 Feed Equipment Rep	0	0	9.09%	0
	01/01/21	R17-02Q1.20-P-0144	STL County Water	Pumping	Replacement	1702	DLCC: OHLF Pump 1 Motor replacement	75	2	1.89%	1
	01/01/21	R17-02Q1.20-P-0171	STL County Water	Pumping	Replacement	1702	MOSL DLCC PRDS Valley	166	3	1.89%	3
	01/01/21	R17-02Q1.20-P-0173	STL County Water	Treatment	Replacement	1702	MOSL_MP_C Basin Sewer Motor Control	1,370	32	2.18%	30
	01/01/21	R17-02Q1.20-P-0179	STL County Water	Treatment	Replacement	1702	CCP:FP filter effluent valve operat	2	0	2.07%	0
	01/01/21	R17-02Q1.20-P-0182	STL County Water	Pumping	Replacement	1702	CCP: FP2 WashWater Refill Pump Refu	3,291	67	1.89%	62
	01/01/21	R17-02Q1.20-P-0187	STL County Water	Pumping	Replacement	1702	NCP #6 Chlorinator	1,427	47	3.02%	43
	01/01/21	R17-02Q1.20-P-0191	STL County Water	Pumping	Replacement	1702	CCP: Replace Low Lift 6 motor & con	1,061	22	1.89%	20
	01/01/21	R17-02Q1.20-P-0208	STL County Water	Treatment	Replacement	1702	SCP: Lime Pumps Repl	7	0	2.17%	0
	01/01/21	R17-02Q1.20-P-0210	STL County Water	Pumping	Replacement	1702	SCP: #7 Intake Pump Flowmeter	(34)	(1)	1.89%	(1)
	01/01/21	R17-02Q1.20-P-0211	STL County Water	Pumping	Replacement	1702	SCP:# 7 Intake scour pump	25,232	517	1.89%	477
	01/01/21	R17-02Q1.20-P-0225	STL County Water	Pumping	Replacement	1702	MCP HS Pump Refurbishment	9	0	1.94%	0
	01/01/21	R17-03B1.19-P-0019	Other MO Water	Hydrants	Replacement	1703	MOSI_Faucett_Fire_Station_Main	19	0	1.88%	0
	01/01/21	R17-03B1.19-P-0019	Other MO Water	Main	Replacement	1703	MOSI_Faucett_Fire_Station_Main	478	7	1.39%	7
	01/01/21	R17-03B1.20-P-0002	Other MO Water	Hydrants	Replacement	1703	MOSI_Lake_Sherman_2020LF_PVC	(630)	(13)	1.85%	(12)
	01/01/21	R17-03B1.20-P-0002	Other MO Water	Main	Replacement	1703	MOSI_Lake_Sherman_2020LF_PVC	(11,498)	(173)	1.39%	(160)
	01/01/21	R17-03B1.20-P-0002	Other MO Water	Services	Replacement	1703	MOSI_Lake_Sherman_2020LF_PVC	(3,308)	(105)	2.92%	(97)
	01/01/21	R17-03B1.20-P-0003	Other MO Water	Main	Replacement	1703	MOSI_Isadore_12th_to_11th_400ft_PVC	4	0	1.36%	0
	01/01/21	R17-03B1.20-P-0003	Other MO Water	Services	Replacement	1703	MOSI_Isadore_12th_to_11th_400ft_PVC	0	0	2.70%	0
	01/01/21	R17-03B1.20-P-0004	Other MO Water	Hydrants	Replacement	1703	MOSI_Elizabeth_Herrington_1935ft_PV	33	1	1.87%	1
	01/01/21	R17-03B1.20-P-0004	Other MO Water	Main	Replacement	1703	MOSI_Elizabeth_Herrington_1935ft_PV	529	8	1.39%	7
	01/01/21	R17-03B1.20-P-0004	Other MO Water	Services	Replacement	1703	MOSI_Elizabeth_Herrington_1935ft_PV	149	5	2.92%	4
	01/01/21	R17-03B1.20-P-0005	Other MO Water	Hydrants	Replacement	1703	MOSI_Carnegie_Block_3030ft_PVC	0	0	0.00%	0
	01/01/21	R17-03B1.20-P-0005	Other MO Water	Main	Replacement	1703	MOSI_Carnegie_Block_3030ft_PVC	(0)	0	#####	0
	01/01/21	R17-03B1.20-P-0005	Other MO Water	Meters	Replacement	1703	MOSI_Carnegie_Block_3030ft_PVC	(0)	0	0.00%	0
	01/01/21	R17-03B1.20-P-0005	Other MO Water	Services	Replacement	1703	MOSI_Carnegie_Block_3030ft_PVC	0	0	33.33%	0
	01/01/21	R17-03B1.20-P-0009	Other MO Water	Main	Replacement	1703	MOSI_Bethel_Rd_2350LF_2"PVC_Rpl	318	5	1.39%	4
	01/01/21	R17-03B1.20-P-0009	Other MO Water	Services	Replacement	1703	MOSI_Bethel_Rd_2350LF_2"PVC_Rpl	25	1	2.91%	1
	01/01/21	R17-03B1.21-P-0006	Other MO Water	Hydrants	Replacement	1703	MOSI_Replace Sample Station	2,741	55	1.85%	51
	01/01/21	R17-03C1.21-P-0001	Other MO Water	Main	Replacement	1703	MOSI_Mains-Unscheduled-Blanket	3,931	59	1.39%	55
	01/01/21	R17-03C1.21-P-0001	Other MO Water	Hydrants	Replacement	1703	MOSI_Mains - Unsheduled-Blanket	33,750	508	1.39%	469
	01/01/21	R17-03F1.19-P-0001	Other MO Water	Hydrants	Replacement	1703	Hydr Valves and Manholes-Blanket	374	8	1.85%	7
	01/01/21	R17-03F1.20-P-0001	Other MO Water	Hydrants	Replacement	1703	MOSI_Hydrants Valves Mnhls-Rep-Blan	5,554	111	1.85%	103
	01/01/21	R17-03F1.21-P-0001	Other MO Water	Hydrants	Replacement	1703	MOSI_Hydrants Valves and Manholes-R	10,986	220	1.85%	203
	01/01/21	R17-03H1.19-P-0001	Other MO Water	Meters	Replacement	1703	Services and Laterals Repl-Blanket	243	6	2.40%	6
	01/01/21	R17-03H1.20-P-0001	Other MO Water	Meters	Replacement	1703	MOSI_Services and Laterals Rep-Blan	6,782	176	2.40%	163
	01/01/21	R17-03H1.20-P-0001	Other MO Water	Services	Replacement	1703	MOSI_Services and Laterals Rep-Blan	(1,873)	(59)	2.92%	(55)
	01/01/21	R17-03H1.20-P-0010	Other MO Water	Services	Replacement	1703	replacement services october 2020	(0)	(0)	5.26%	(0)
	01/01/21	R17-03H1.21-P-0001	Other MO Water	Meters	Replacement	1703	MOSI_Services and Laterals - Rpl Bl	19,209	500	2.40%	461
	01/01/21	R17-03H1.21-P-0001	Other MO Water	Services	Replacement	1703	MOSI_Services and Laterals - Rpl Bl	9,605	304	2.92%	280
	01/01/21	R17-03I1.20-P-0001	Other MO Water	Meters	Replacement	1703	MOSI_Meters-Replaced-Blanket	6,825	177	2.40%	164
	01/01/21	R17-03I1.21-P-0001	Other MO Water	Meters	Replacement	1703	MOSI_Meters - Replaced Blanket	1,569	41	2.40%	38
	01/01/21	R17-03Q1.20-P-0021	Other MO Water	Pumping	Replacement	1703	MOSI_Agency_actuators/standpipe	0	0	0.00%	0
	01/01/21	R17-03Q1.20-P-0022	Other								

Missouri American Water Company  
 WSIRA 1 (January 2021 to July 2021) Eligible Projects  
 Replacements / Relocations

In Service	Date	Work Order	Tariff Group	Asset Type	Account	Profit Center	Work Order Description	Investment	Accum Dep	Depr Rate	Dep Exp
	01/01/21	R17-04B1.20-P-0005	Other MO Water	Hydrants	Replacement	1704	MOPV Platte Woods Reliability Impr	11	0	1.86%	0
	01/01/21	R17-04B1.20-P-0005	Other MO Water	Main	Replacement	1704	MOPV Platte Woods Reliability Impr	127	2	1.39%	2
	01/01/21	R17-04B1.20-P-0005	Other MO Water	Services	Replacement	1704	MOPV Platte Woods Reliability Impr	12	0	2.94%	0
	01/01/21	R17-04B1.20-P-0006	Other MO Water	Hydrants	Replacement	1704	MOPV NW Prairie View Phase II	(763)	(15)	1.85%	(14)
	01/01/21	R17-04B1.20-P-0006	Other MO Water	Main	Replacement	1704	MOPV NW Prairie View Phase II	(11,700)	(176)	1.39%	(163)
	01/01/21	R17-04B1.20-P-0007	Other MO Water	Hydrants	Replacement	1704	MOPV NW 68 Terrace	(395)	(8)	1.85%	(7)
	01/01/21	R17-04B1.20-P-0007	Other MO Water	Main	Replacement	1704	MOPV NW 68 Terrace	(6,947)	(105)	1.39%	(97)
	01/01/21	R17-04B1.20-P-0007	Other MO Water	Services	Replacement	1704	MOPV NW 68 Terrace	(395)	(12)	2.92%	(12)
	01/01/21	R17-04C1.21-P-0001	Other MO Water	Main	Replacement	1704	MOPV_Mains-Unscheduled Blanket	456	7	1.39%	6
	01/01/21	R17-04C1.21-P-0001	Other MO Water	Main	Replacement	1704	MOPV_Mains - Unscheduled-Blanket	29,960	451	1.39%	416
	01/01/21	R17-04F1.20-P-0001	Other MO Water	Main	Replacement	1704	MOPV_Hydr Vlv and Manholes Rep-Bl	1	0	1.36%	0
	01/01/21	R17-04F1.21-P-0001	Other MO Water	Hydrants	Replacement	1704	MOPV_Hydrants Valves and Manholes-R	16,073	322	1.85%	297
	01/01/21	R17-04H1.20-P-0001	Other MO Water	Meters	Replacement	1704	MOPV_Services and Laterals-Repl-Bl	(74)	(2)	2.41%	(2)
	01/01/21	R17-04H1.21-P-0001	Other MO Water	Meters	Replacement	1704	MOPV_Services and Laterals - Rpl Bl	23,062	600	2.40%	553
	01/01/21	R17-04H1.21-P-0001	Other MO Water	Services	Replacement	1704	MOPV_Services and Laterals - Rpl Bl	11,531	365	2.92%	337
	01/01/21	R17-04J1.20-P-0001	Other MO Water	Meters	Replacement	1704	Meters-Replaced-Blanket	(21,594)	(561)	2.40%	(518)
	01/01/21	R17-04J1.21-P-0001	Other MO Water	Meters	Replacement	1704	MOPV_Meters - Replaced Blanket	81,349	2,115	2.40%	1,952
	01/01/21	R17-04Q1.20-P-0003	Other MO Water	Treatment	Replacement	1704	MOPV Grit Screw Conveyor	4	0	1.85%	0
	01/01/21	R17-06B1.20-P-0005	Other MO Water	Hydrants	Replacement	1706	Lawson Dr. Phase 2 8" DI	0	0	0.00%	0
	01/01/21	R17-06B1.20-P-0005	Other MO Water	Main	Replacement	1706	Lawson Dr. Phase 2 8" DI	2	0	1.49%	0
	01/01/21	R17-06B1.20-P-0005	Other MO Water	Services	Replacement	1706	Lawson Dr. Phase 2 8" DI	0	0	2.17%	0
	01/01/21	R17-06B1.20-P-0006	Other MO Water	Main	Replacement	1706	Sampling Stations	(2,854)	(46)	1.49%	(43)
	01/01/21	R17-06B1.20-P-0007	Other MO Water	Hydrants	Replacement	1706	Zoll St Replacement 550' 8" DI	(4)	(0)	1.92%	(0)
	01/01/21	R17-06B1.20-P-0007	Other MO Water	Main	Replacement	1706	Zoll St Replacement 550' 8" DI	(51)	(1)	2.39%	(1)
	01/01/21	R17-06B1.20-P-0007	Other MO Water	Services	Replacement	1706	Zoll St Replacement 550' 8" DI	(4)	(0)	2.95%	(0)
	01/01/21	R17-06B1.20-P-0008	Other MO Water	Hydrants	Replacement	1706	Acorn DR. 480' DI pipe	(50)	(1)	1.85%	(1)
	01/01/21	R17-06B1.20-P-0008	Other MO Water	Main	Replacement	1706	Acorn DR. 480' DI pipe	(255)	(4)	1.39%	(4)
	01/01/21	R17-06B1.20-P-0008	Other MO Water	Services	Replacement	1706	Acorn DR. 480' DI pipe	(51)	(2)	2.92%	(1)
	01/01/21	R17-06B1.20-P-0009	Other MO Water	Hydrants	Replacement	1706	Acorn Dr. Phase 2 8" DI	1	0	1.23%	0
	01/01/21	R17-06B1.20-P-0009	Other MO Water	Main	Replacement	1706	Acorn Dr. Phase 2 8" DI	9	0	1.39%	0
	01/01/21	R17-06B1.20-P-0009	Other MO Water	Services	Replacement	1706	Acorn Dr. Phase 2 8" DI	2	0	2.85%	0
	01/01/21	R17-06C1.20-P-0001	Other MO Water	Main	Replacement	1706	MOWB-Mains-Unscheduled Blanket	1,589	24	1.39%	22
	01/01/21	R17-06C1.21-P-0001	Other MO Water	Main	Replacement	1706	MOWB_Mains - Unscheduled-Blanket	11,915	179	1.39%	166
	01/01/21	R17-06F1.20-P-0001	Other MO Water	Hydrants	Replacement	1706	MOWB-Hydr Valves and MnHls-Repl-Bl	900	18	1.85%	17
	01/01/21	R17-06F1.21-P-0001	Other MO Water	Hydrants	Replacement	1706	MOWB_Hydrants Valves and Manholes-R	16,524	331	1.85%	306
	01/01/21	R17-06H1.20-P-0001	Other MO Water	Meters	Replacement	1706	MOWB_Services and Laterals-Repl-Bl	1,385	36	2.40%	33
	01/01/21	R17-06H1.20-P-0001	Other MO Water	Services	Replacement	1706	MOWB_Services and Laterals-Repl-Bl	(1,468)	(46)	2.92%	(43)
	01/01/21	R17-06H1.21-P-0001	Other MO Water	Meters	Replacement	1706	MOWB_Services and Laterals - Rpl Bl	7,282	189	2.40%	175
	01/01/21	R17-06H1.21-P-0001	Other MO Water	Services	Replacement	1706	MOWB_Services and Laterals - Rpl Bl	637	20	2.92%	19
	01/01/21	R17-06J1.20-P-0001	Other MO Water	Meters	Replacement	1706	MOWB-Meters-Replaced-Blanket	(652)	(17)	2.40%	(16)
	01/01/21	R17-06J1.21-P-0001	Other MO Water	Meters	Replacement	1706	MOWB_Meters - Replaced Blanket	3,309	86	2.40%	79
	01/01/21	R17-06Q1.19-P-0003	Other MO Water	Pumping	Replacement	1706	Warrensburg Well 8 Upgrades	(2,448)	(105)	3.99%	(97)
	01/01/21	R17-06Q1.20-P-0003	Other MO Water	Treatment	Replacement	1706	Chlorine feed room	3	0	3.95%	0
	01/01/21	R17-06Q1.20-P-0006	Other MO Water	Treatment	Replacement	1706	MOWB-Phosphate System Replacement	5,829	138	2.18%	127
	01/01/21	R17-08B1.20-P-0002	Other MO Water	Main	Replacement	1708	MOBR-N.Small_E_Broadway_250LF_8in_	291	4	1.39%	4
	01/01/21	R17-08C1.20-P-0001	Other MO Water	Main	Replacement	1708	MOBR-Mains-Unscheduled Blanket	0	0	0.00%	0
	01/01/21	R17-08F1.20-P-0001	Other MO Water	Hydrants	Replacement	1708	MOBR_Hydr Valves and MnHls-Repl-Bl	1	0	1.96%	0
	01/01/21	R17-08H1.20-P-0001	Other MO Water	Services	Replacement	1708	MOBR_Services and Laterals_Repl-Bl	0	0	2.86%	0
	01/01/21	R17-08J1.20-P-0001	Other MO Water	Meters	Replacement	1708	MOBR-Meters-Replaced-Blanket	0	0	0.00%	0
	01/01/21	R17-08Q1.20-P-0004	Other MO Water	Pumping	Replacement	1708	Rosemount 8750W Mag Meter/PLNT Raw	(23)	(2)	6.50%	(2)
	01/01/21	R17-09B1.20-P-0002	Other MO Water	Hydrants	Replacement	1709	MOSC_Hwy K_24" Pipe Lining - Line a	(670)	(13)	1.85%	(12)
	01/01/21	R17-09B1.20-P-0002	Other MO Water	Main	Replacement	1709	MOSC_Hwy K_24" Pipe Lining - Line a	(21,217)	(320)	1.39%	(295)
	01/01/21	R17-09B1.20-P-0003	Other MO Water	Main	Replacement	1709	MOSC-Interconnect Safety Upgrades	140	4	2.96%	4
	01/01/21	R17-09C1.20-P-0001	Other MO Water	Main	Replacement	1709	MOSC-Mains-Unscheduled Blanket	4,333	65	1.39%	60
	01/01/21	R17-09C1.21-P-0001	Other MO Water	Main	Replacement	1709	MOSC_Mains - Unscheduled-Blanket	4,811	72	1.39%	67
	01/01/21	R17-09F1.20-P-0001	Other MO Water	Hydrants	Replacement	1709	MOSC_Hydr Vlv and MnHls-Repl-Bl	136	3	1.85%	3
	01/01/21	R17-09F1.21-P-0001	Other MO Water	Hydrants	Replacement	1709	MOSC_Hydrants Valves and Manholes-R	3,956	79	1.85%	73
	01/01/21	R17-09H1.20-P-0001	Other MO Water	Services	Replacement	1709	MOSC_Services and Laterals-Repl-Bl	2,215	70	2.92%	65
	01/01/21	R17-09H1.21-P-0001	Other MO Water	Services	Replacement	1709	MOSC_Services and Laterals - Rpl Bl	6,612	209	2.92%	193
	01/01/21	R17-09J1.20-P-0001	Other MO Water	Meters	Replacement	1709	MOSC-Meters-Replaced-Blanket	13,715	357	2.40%	329
	01/01/21	R17-09J1.21-P-0001	Other MO Water	Meters	Replacement	1709	MOSC_Meters - Replaced Blanket	20,286	527	2.40%	487
	01/01/21	R17-10B1.18-P-0004	Other MO Water	Main	Replacement	1710	MOMX_12" Repl_NSRV_Vandiver	(268)	(5)	1.85%	(5)
	01/01/21	R17-10B1.20-P-0006	Other MO Water	Hydrants	Replacement	1710	MOMX_12" Repl_NSRV_Vandiver	(8,474)	(128)	1.39%	(118)
	01/01/21	R17-10B1.20-P-0006	Other MO Water	Main	Replacement	1710	MOMX_S Trinity_E Park_8" Main Repl	(1)	(0)	2.68%	(0)
	01/01/21	R17-10B1.20-P-0006	Other MO Water	Main	Replacement	1710	MOMX_S Trinity_E Park_8" Main Repl	(20)	(0)	1.40%	(0)
	01/01/21	R17-10B1.20-P-0006	Other MO Water	Services	Replacement	1710	MOMX_S Trinity_E Park_8" Main Repl	(2)	(0)	2.85%	(0)
	01/01/21	R17-10C1.20-P-0001	Other MO Water	Main	Replacement	1710	Mains-Unscheduled Blanket	3,906	59	1.39%	54
	01/01/21	R17-10C1.21-P-0001	Other MO Water	Main	Replacement	1710	MOMX_Mains - Unscheduled-Blanket	8,569	129	1.39%	119
	01/01/21	R17-10F1.20-P-0001	Other MO Water	Hydrants	Replacement	1710	MOMX_Hydr Valves and Manholes-Blank	2,288	46	1.85%	42
	01/01/21	R17-10H1.19-P-0001	Other MO Water	Services	Replacement	1710	Services and Laterals Repl-Blanket	0	0	0.00%	0
	01/01/21	R17-10H1.20-P-0001	Other MO Water	Services	Replacement	1710	MOMX_Services and Laterals-Repl-Bl	13,380	423	2.92%	391
	01/01/21	R17-10H1.21-P-0001	Other MO Water	Services	Replacement	1710	MOMX_Services and Laterals - Rpl Bl	21,469	679	2.92%	627
	01/01/21	R17-10I1.20-P-0001	Other MO Water	Meters	Replacement	1710	MOMX-Meters-Replaced-Blanket	3,261	85	2.40%	78
	01/01/21	R17-10I1.21-P-0001	Other MO Water	Meters	Replacement	1710	MOMX_Meters - Replaced Blanket	285	7	2.40%	7
	01/01/21	R17-10Q1.20-P-0011	Other MO Water	Treatment	Replacement	1710	MOMX_WTP_CO2_Feed_Controller-RPLC	1,044	25	2.18%	23
	01/01/21	R17-10Q1.20-P-0014	Other MO Water	SCADA	Replacement	1710	MOMX_WTP_HSBIDG_Scada_RTU-RPLC	0	0	6.12%	0
	01/01/21	R17-11B1.20-P-0005	Other MO Water	Hydrants	Replacement	1711	MOJP_Virginia Ave 8" 1350' DI	(1)	(0)	1.75%	(0)
	01/01/21	R17-11B1.20-P-0005	Other MO Water	Main	Replacement	1711	MOJP_Virginia Ave 8" 1350' DI	(12)	(0)	1.37%	(0)
	01/01/21	R17-11B1.20-P-0005	Other MO Water	Services	Replacement	1711	MOJP_Virginia Ave 8" 1350' DI	(1)	(0)	3.23%	(0)
	01/01/21	R17-11B1.20-P-0008	Other MO Water	Hydrants	Replacement	1711	Virginia Ave Phase 2 2200' 8" DI	(1)	(0)	1.85%	(0)
	01/01/21	R17-11B1.20-P-0008	Other MO Water	Main	Replacement	1711	Virginia Ave Phase 2 2200' 8" DI	(3)	(0)	1.39%	(0)
	01/01/21	R17-11B1.20-P-0009	Other MO Water	Services	Replacement	1711	Virginia Ave Phase 2 2200' 8" DI	(0)	(0)	3.70%	(0)
	01/01/21	R17-11B1.20-P-0009	Other MO Water	Hydrants	Replacement	1711	14th St. Phase 1 1500' 12" DI	(121)	(2)	1.85%	(2)
	01/01/21	R17-11B1.20-P-0009	Other MO Water	Main	Replacement	1711	14th St. Phase 1 1500' 12" DI	(559)	(8)	1.39%	(8)
	01/01/21	R17-11B1.20-P-0009	Other MO Water	Services	Replacement	1711	14th St. Phase 1 1500' 12" DI	(114)	(4)	2.93%	(3)
	01/01/21	R17-11B1.20-P-0010	Other MO Water	Hydrants	Replacement	1711	14th St Phase 2 1960' 12" DI	120	2	1.85%	2
	01/01/21	R17-11B1.20-P-0010	Other MO Water	Main	Replacement	1711	14th St Phase 2 1960' 12" DI	1,076	16	1.39%	15
	01/01/21	R17-11B1.20-P-0010	Other MO Water	Services	Replacement	1711	14th St Phase 2 1960' 12" DI	258	8	2.92%	8
	01/01/21	R17-11B1.20-P-0011	Other MO Water	Hydrants	Replacement	1711	44th & Main St 900' 8" DI	(1)	(0)	2.17%	(0)
	01/01/21	R17-11B1.20-P-0011	Other MO Water	Main	Replacement	1711	44th & Main St 900' 8" DI	(3)	(0)	1.56%	(0)
	01/01/21	R17-11B1.20-P-0011	Other MO Water	Services	Replacement	1711	44th & Main St 900' 8" DI	(2)	(0)	2.94%	(0)
	01/01/21	R17-11B1.20-P-0012	Other MO Water	Main	Replacement	1711	13th & Mississippi 1000' 8" DI	190	3	1.39%	3
	01/01/21	R17-11B1.20-P-0012	Other MO Water	Services	Replacement	1711	13th & Mississippi 1000' 8" DI	31	1	2.91%	1
	01/01/21	R17-11B1.20-P-0013	Other MO Water	Hydrants	Replacement	1711	22nd & Highview 660' 8" PVC	(832)	(17)	1.85%	(15)
	01/01/21	R17-11B1.20-P-0013	Other MO Water	Main	Replacement	1711	22nd & Highview 660' 8" PVC	(1,108)	(17)	1.39%	(15)
	01/01/21	R17-11B1.20-P-0013	Other MO Water	Services	Replacement	1711	22nd & Highview 660' 8" PVC	(157)	(5)	2.92%	(5)
	01/01/21	R17-11B1.20-P-0014	Other MO Water	Hydrants	Replacement	1711	7th & Club St 2800' 8" DI	1,020	20	1.85%	19
	01/01/21	R17-11B1.20-P-0014	Other MO Water	Main	Replacement	1711	7th & Club St 2800' 8" DI	2,041	31	1.39%	28
	01/01/21	R17-11B1.20-P-0014	Other MO Water	Services	Replacement	1711	7th & Club St 2800' 8" DI	214	7	2.92%	6
	01/01/21	R17-11C1.18-P-0001	Other MO Water	Main	Replacement	1711	Mains-Unscheduled-Blanket	(7,183)	(108)	1.39%	(100)
	01/01/21	R17-11C1.19-P-0001	Other MO Water	Main	Replacement	1711	Mains-Unscheduled-Blanket	(8,522)	(128)	1.39%	(118)
	01/01/21	R17-11C1.20-P-0001	Other MO Water	Main	Replacement	1711	MOJP-Mains-Unscheduled Blanket	(1,100)			



Missouri American Water Company  
 WSIRA 1 (January 2021 to July 2021) Eligible Projects  
 Replacements / Relocations

In Service	Date	Work Order	Tariff Group	Asset Type	Account	Profit Center	Work Order Description	Investment	Accum Dep	Depr Rate	Dep Exp
	01/01/21	R17-11F1.20-P-0001	Other MO Water	Hydrants	Replacement	1711	MOJP_Hydr Valves and Manholes-Blank	75	2	1.85%	1
	01/01/21	R17-11F1.20-P-0001	Other MO Water	Main	Replacement	1711	MOJP_Hydr Valves and Manholes-Blank	7,199	108	1.39%	100
	01/01/21	R17-11F1.21-P-0001	Other MO Water	Hydrants	Replacement	1711	MOJP_Hydrants Valves and Manholes-R	4,940	99	1.85%	91
	01/01/21	R17-11H1.18-P-0001	Other MO Water	Services	Replacement	1711	Services and Laterals-Replaced Blan	(12,354)	(391)	2.92%	(361)
	01/01/21	R17-11H1.18-P-0005	Other MO Water	Services	Replacement	1711	MOJP_Lead_Services_Replacement_4Q	(3,045)	(96)	2.92%	(89)
	01/01/21	R17-11H1.19-P-0001	Other MO Water	Services	Replacement	1711	Services and Laterals Repl-Blanket	(6,299)	(199)	2.92%	(184)
	01/01/21	R17-11H1.20-P-0001	Other MO Water	Services	Replacement	1711	MOJP_Services and Laterals-Repl-Bl	(7,765)	(246)	2.92%	(227)
	01/01/21	R17-11H1.21-P-0001	Other MO Water	Services	Replacement	1711	MOJP_Replace Services	64,672	2,046	2.92%	1,888
	01/01/21	R17-11J1.20-P-0001	Other MO Water	Meters	Replacement	1711	MOJP-Meters-Replaced-Blanket	(745)	(19)	2.40%	(18)
	01/01/21	R17-11J1.21-P-0001	Other MO Water	Meters	Replacement	1711	MOJP_Meters - Replaced Blanket	4,697	122	2.40%	113
	01/01/21	R17-11Q1.20-P-0026	Other MO Water	SCADA	Replacement	1711	MOJP-4th_Street_Tank_Alitude_Vlv_R	64,392	4,018	5.76%	3,709
	01/01/21	R17-11Q1.20-P-0029	Other MO Water	Pumping	Replacement	1711	MOJP-HS #8 Flow Meter	6	0	3.04%	0
	01/01/21	R17-11Q1.20-P-0037	Other MO Water	Pumping	Replacement	1711	MOJP-Plant 2 Filter Influent Flume	(10)	(0)	1.96%	(0)
	01/01/21	R17-11Q1.20-P-0042	Other MO Water	Pumping	Replacement	4	MOJP-Well 9 Pump-Motor Replacement	4	0	0.98%	0
	01/01/21	R17-11Q1.20-P-0043	Other MO Water	Pumping	Replacement	1711	MOJP-SCIN #5 Rebovl	3	0	1.59%	0
	01/01/21	R17-12B1.20-P-0007	Other MO Water	Hydrants	Replacement	1712	MOJC_Cottonwood_2nd_NorJc 8" Replac	(309)	(6)	1.85%	(6)
	01/01/21	R17-12B1.20-P-0007	Other MO Water	Main	Replacement	1712	MOJC_Cottonwood_2nd_NorJc 8" Replac	(5,875)	(88)	1.39%	(82)
	01/01/21	R17-12B1.20-P-0008	Other MO Water	Main	Replacement	1712	MOJC_Clay St. 8" Replcmt_W.Main to W	16,942	255	1.39%	235
	01/01/21	R17-12B1.20-P-0008	Other MO Water	Services	Replacement	1712	MOJC_Clay St. 8" Replcmt_W.Main to W	911	29	2.92%	27
	01/01/21	R17-12C1.20-P-0001	Other MO Water	Main	Replacement	1712	MOJC-Mains-Unscheduled Blanket	7,161	108	1.39%	100
	01/01/21	R17-12C1.21-P-0001	Other MO Water	Main	Replacement	1712	MOJC_Mains - Unsheduled-Blanket	142,276	2,142	1.39%	1,978
	01/01/21	R17-12F1.20-P-0001	Other MO Water	Hydrants	Replacement	1712	MOJC_Hydr Valves and Mnhls-Repl-Bl	(63)	(1)	1.85%	(1)
	01/01/21	R17-12F1.21-P-0001	Other MO Water	Hydrants	Replacement	1712	MOJC_Hydrants Valves and Manholes-R	4,688	94	1.85%	87
	01/01/21	R17-12G1.20-P-0001	Other MO Water	Services	Replacement	1712	MOJC_Services and Laterals-New-Blan	1,627	51	2.92%	47
	01/01/21	R17-12G1.21-P-0001	Other MO Water	Services	Replacement	1712	MOJC_Services and Laterals - New Bl	16,316	516	2.92%	476
	01/01/21	R17-12J1.20-P-0001	Other MO Water	Meters	Replacement	1712	Meters-Replaced-Blanket	68	2	2.40%	2
	01/01/21	R17-12J1.21-P-0001	Other MO Water	Meters	Replacement	1712	MOJC_Meters - Replaced Blanket	198,793	5,169	2.40%	4,771
	01/01/21	R17-12Q1.20-P-0006	Other MO Water	SCADA	Replacement	1712	Tomco Co2 Feed for Secondary & Filtr	(17)	(1)	5.80%	(1)
	01/01/21	R17-12Q1.20-P-0010	Other MO Water	Pumping	Replacement	1712	BALD_HILL_BOOSTER_ITI/AC_PUMP to re	1,044	21	1.89%	20
	01/01/21	R17-16J1.20-P-0001	Other MO Water	Meters	Replacement	1716	Meters-Replaced Blanket	(42)	(1)	2.40%	(1)
	01/01/21	R17-23B1.20-P-0002	Other MO Water	Main	Replacement	1723	MOWB_Warsaw Main Replacement Stonec	2	0	1.28%	0
	01/01/21	R17-23B1.20-P-0002	Other MO Water	Services	Replacement	1723	MOWB_Warsaw Main Replacement Stonec	1	0	3.51%	0
	01/01/21	R17-23B1.20-P-0003	Other MO Water	Main	Replacement	1723	Headwaters Motel 300' 2" PVP	2	0	1.23%	0
	01/01/21	R17-23B1.20-P-0003	Other MO Water	Services	Replacement	1723	Headwaters Motel 300' 2" PVP	0	0	0.00%	0
	01/01/21	R17-23B1.20-P-0004	Other MO Water	Main	Replacement	1723	Highline Dr 2" 700'	1	0	0.99%	0
	01/01/21	R17-23B1.20-P-0004	Other MO Water	Services	Replacement	1723	Highline Dr 2" 700'	0	0	2.75%	0
	01/01/21	R17-23C1.20-P-0001	Other MO Water	Main	Replacement	1723	MOWH-Mains_Unsheduled_Blanket	(1)	0	0.00%	0
	01/01/21	R17-23H1.20-P-0001	Other MO Water	Services	Replacement	1723	Services and Laterals Repl - Blanke	3,825	121	2.92%	112
	01/01/21	R17-24C1.20-P-0001	Other MO Water	Main	Replacement	1724	Mains - Unsheduled Blanket	(32)	(0)	1.38%	(0)
	01/01/21	R17-24H1.20-P-0001	Other MO Water	Meters	Replacement	1706	Services and Laterals - Repl - Blan	(11)	(0)	2.40%	(0)
	01/01/21	R17-24H1.20-P-0001	Other MO Water	Meters	Replacement	1724	Services and Laterals - Repl - Blan	(31)	(1)	2.39%	(1)
	01/01/21	R17-24H1.20-P-0001	Other MO Water	Services	Replacement	1724	Services and Laterals - Repl - Blan	(31)	(1)	2.93%	(1)
	01/01/21	R17-28Q1.20-P-0003	Other MO Water	Meters	Replacement	1728	3" Badger_meter_for_SYS_DEL	(0)	0	0.00%	0
	01/01/21	R17-33B1.20-P-0003	Other MO Water	Hydrants	Replacement	1755	Fall Creek Rd Phase 2	(6)	(0)	1.93%	(0)
	01/01/21	R17-33B1.20-P-0003	Other MO Water	Main	Replacement	1755	Fall Creek Rd Phase 2	(160)	(2)	1.40%	(2)
	01/01/21	R17-33B1.20-P-0003	Other MO Water	Services	Replacement	1755	Fall Creek Rd Phase 2	(5)	(0)	2.86%	(0)
	01/01/21	R17-36Q1.20-P-0001	Other MO Water	Pumping	Replacement	1736	MOAM_System Delivery Meters	0	0	4.88%	0
	01/01/21	R17-41C1.20-P-0001	Other MO Water	Main	Replacement	1741	Mains Unsheduled - Blanket	156	2	1.39%	2
	01/01/21	R17-41J1.20-P-0001	Other MO Water	Meters	Replacement	1741	Blanket Work Order - Meters Replace	(0)	0	0.00%	0
	01/01/21	R17-42Q1.20-P-0001	Other MO Water	Pumping	Replacement	1742	MOJE_System Delivery Meters	1	0	6.45%	0
	01/01/21	R17-43B1.18-P-0003	Other MO Water	Hydrants	Replacement	1743	Hickory Hills Dist Upgrades Ph II	26	1	1.86%	0
	01/01/21	R17-43B1.18-P-0003	Other MO Water	Main	Replacement	1743	Hickory Hills Dist Upgrades Ph II	756	11	1.39%	11
	01/01/21	R17-43B1.18-P-0003	Other MO Water	Meters	Replacement	1743	Hickory Hills Dist Upgrades Ph II	72	2	2.40%	2
	01/01/21	R17-43B1.18-P-0003	Other MO Water	Services	Replacement	1743	Hickory Hills Dist Upgrades Ph II	282	9	2.92%	8
	01/01/21	R17-47C1.20-P-0001	Other MO Water	Main	Replacement	1747	Blanket Work Order - Unsheduled Ma	180	3	1.39%	3
	01/01/21	R17-47C1.21-P-0001	Other MO Water	Main	Replacement	1747	MOWD_Mains - Unsheduled-Blanket	3,201	48	1.39%	45
	01/01/21	R17-47J1.20-P-0001	Other MO Water	Meters	Replacement	1747	Meters-Replaced Blanket	(3)	(0)	2.38%	(0)
	01/01/21	R17-47Q1.20-P-0001	Other MO Water	SCADA	Replacement	1747	MOVD-3" & 4" Badger_Syst_Delivery_M	0	0	0.00%	0
	01/01/21	R17-49H1.20-P-0001	Other MO Water	Services	Replacement	1749	MORK-Replaced Services-Blanket	0	0	0.00%	0
	01/01/21	R17-53B1.20-P-0002	Other MO Water	Main	Replacement	1753	MOLS-Nike_Base_Rdn_PVC_1100ft	(1,866)	(28)	1.39%	(26)
	01/01/21	R17-53C1.20-P-0001	Other MO Water	Main	Replacement	1753	Mains-Unsheduled Blanket	9,863	149	1.39%	137
	01/01/21	R17-53J1.19-P-0001	Other MO Water	Meters	Replacement	1753	Blanket Work Order - Meters Replace	1,239	32	2.40%	30
	01/01/21	R17-53J1.20-P-0001	Other MO Water	Meters	Replacement	1753	MOLS-Blanket_Meter_Repl	11,059	288	2.40%	265
	01/01/21	R17-53Q1.20-P-0002	Other MO Water	Pumping	Replacement	1753	MOLS-Replacemnt Pumps ES Water Pump	11,247	230	1.89%	213
	01/01/21	R17-55B1.20-P-0002	Other MO Water	Main	Replacement	1755	MOBM Wade St 1600' 4" DI	(0)	(0)	0.00%	0
	01/01/21	R17-55B1.20-P-0002	Other MO Water	Services	Replacement	1755	MOBM Wade St 1600' 4" DI	(0)	0	0.00%	0
	01/01/21	R17-55C1.20-P-0001	Other MO Water	Main	Replacement	1755	Mains Unsheduled Blanket	7,304	110	1.39%	102
	01/01/21	R17-55C1.21-P-0001	Other MO Water	Main	Replacement	1755	MOBM_Mains - Unsheduled-Blanket	24,216	365	1.39%	337
	01/01/21	R17-55F1.20-P-0001	Other MO Water	Hydrants	Replacement	1755	MOBNW_Hdnts, Vlvs, and Mnhls-Rep Bl	7	0	1.91%	0
	01/01/21	R17-55H1.20-P-0001	Other MO Water	Services	Replacement	1755	MOBNW_Services and Laterals Rpl-Bl	4,263	135	2.92%	125
	01/01/21	R17-55H1.21-P-0001	Other MO Water	Services	Replacement	1755	MOBNW_Services and Laterals-Rpl Blan	3,536	112	2.92%	103
	01/01/21	R17-55J1.20-P-0001	Other MO Water	Meters	Replacement	1755	MOBNW_Meters Replaced-Blanket	1	0	2.13%	0
	01/01/21	R17-55J1.21-P-0001	Other MO Water	Meters	Replacement	1755	MOBM_Meters - Replaced Blanket	6,633	172	2.40%	159
	01/01/21	R17-55Q1.20-P-0004	Other MO Water	Pumping	Replacement	1755	MOBM-Well_ShpBoosterPumps	11	0	3.88%	0
	01/01/21	R17-55Q1.20-P-0005	Other MO Water	Pumping	Replacement	1755	MOBMSP-QuadBooster	30,311	621	1.89%	573
	01/01/21	R17-55Q1.20-P-0008	Other MO Water	Pumping	Replacement	1755	MOBMWWM-GA_WellBoosterPumps	(15)	(1)	6.48%	(1)
	01/01/21	R17-55Q1.20-P-0009	Other MO Water	Treatment	Replacement	1755	MOBMTS-Well_Chlorinators	45	1	2.17%	1
	02/01/21	I17-020134-01	STL County Water	Pumping	Replacement	1702	CP A High Serv Switchgear & Station	14,659	277	1.89%	277
	02/01/21	I17-020134-01	STL County Water	SCADA	Replacement	1702	CP A High Serv Switchgear & Station	1,937	112	5.76%	112
	02/01/21	I17-100004-01	Other MO Water	SCADA	Replacement	1710	MOMX-Liberty_St_Prv_Station	(118)	(7)	5.76%	(7)
	02/01/21	I17-110022-01	Other MO Water	SCADA	Replacement	1711	JOP-32nd_St_PS_Upgrades	236	14	5.76%	14
	02/01/21	I17-120007-01	Other MO Water	SCADA	Replacement	1712	JFC-WTP Clearwell & HSPS (A-4)	19	1	5.76%	1
	02/01/21	I17-120011-01	Other MO Water	Hydrants	Replacement	1712	JFC-Schell_Ridge_Zone_Supply_Main	5	0	1.90%	0
	02/01/21	I17-120013-01	Other MO Water	Hydrants	Replacement	1712	MOJC-Southwest_Bldv_12" Main_Repl	(699)	(13)	1.85%	(13)
	02/01/21	I17-120013-01	Other MO Water	Main	Replacement	1712	MOJC-Southwest_Bldv_12" Main_Repl	(11,606)	(161)	1.39%	(161)
	02/01/21	I17-120013-01	Other MO Water	Services	Replacement	1712	MOJC-Southwest_Bldv_12" Main_Repl	(1,398)	(41)	2.92%	(41)
	02/01/21	I17-550001-01	Other MO Water	SCADA	Replacement	1755	MOBM-Saddlebrooke_Booster_Station	4,133	238	5.76%	238
	02/01/21	R17-01L1.19-P-0017	STL County Water	SCADA	Replacement	1702	JP Sludge Rake System Upgrades	14,443	832	5.76%	832
	02/01/21	R17-01L1.20-P-0001	Other MO Water	SCADA	Replacement	1706	WB Radio System Upgrade	90,391	5,207	5.76%	5,207
	02/01/21	R17-01L1.20-P-0008	Other MO Water	SCADA	Replacement	1712	JC WTP and SL Craig Rd Network & Ct	2,854	164	5.76%	164
	02/01/21	R17-01L1.20-P-0010	Other MO Water	Pumping	Replacement	1710	MX HWY 54 BOOSTER PUMP UPGRADE	495	9	1.89%	9
	02/01/21	R17-02B1.15-P-0212	STL County Water	Hydrants	Replacement	1702	Lakeshire_Dr_1280'_8" PVC_OBSL	10,157	188	1.85%	188

Missouri American Water Company  
 WSIRA 1 (January 2021 to July 2021) Eligible Projects  
 Replacements / Relocations

In Service	Work Order	Tariff Group	Asset Type	Account	Profit Center	Work Order Description	Investment	Accum Dep	Depr Rate	Dep Exp
02/01/21	R17-02B1.19-P-0016	STL County Water	Hydrants	Replacement	1702	MOSL_MULLANPHY_RD_PH_1_3028'_12".RE	(6)	(0)	1.85%	(0)
02/01/21	R17-02B1.19-P-0016	STL County Water	Main	Replacement	1702	MOSL_MULLANPHY_RD_PH_1_3028'_12".RE	(315)	(4)	1.39%	(4)
02/01/21	R17-02B1.19-P-0017	STL County Water	Hydrants	Replacement	1702	MOSL_MULLANPHY_RD_PH1_2460'_12" PVC	467	9	1.85%	9
02/01/21	R17-02B1.19-P-0017	STL County Water	Main	Replacement	1702	MOSL_MULLANPHY_RD_PH1_2460'_12" PVC	24,959	347	1.39%	347
02/01/21	R17-02B1.19-P-0022	STL County Water	Hydrants	Replacement	1702	MOSL_LINDSAY_LN_2560'_12" PVC PH 2	(40)	(1)	1.85%	(1)
02/01/21	R17-02B1.19-P-0022	STL County Water	Main	Replacement	1702	MOSL_LINDSAY_LN_2560'_12" PVC PH 2	(3,689)	(51)	1.39%	(51)
02/01/21	R17-02B1.19-P-0023	STL County Water	Hydrants	Replacement	1702	MOSL_LINDSAY_LN_1740'_12" PVC PH 3	(2,594)	(48)	1.85%	(48)
02/01/21	R17-02B1.19-P-0023	STL County Water	Main	Replacement	1702	MOSL_LINDSAY_LN_1740'_12" PVC PH 3	(241,440)	(3,356)	1.39%	(3,356)
02/01/21	R17-02B1.19-P-0028	STL County Water	Hydrants	Replacement	1702	MOSL_Big_Bend_Blvd_Ph1_16" 3100" DI	221	4	1.85%	4
02/01/21	R17-02B1.19-P-0028	STL County Water	Main	Replacement	1702	MOSL_Big_Bend_Blvd_Ph1_16" 3100" DI	1,698	24	1.39%	24
02/01/21	R17-02B1.19-P-0045	STL County Water	Hydrants	Replacement	1702	MOSL_CROSSWINDS_DR_8" PVC 1578" OBS	3,802	70	1.85%	70
02/01/21	R17-02B1.19-P-0045	STL County Water	Main	Replacement	1702	MOSL_CROSSWINDS_DR_8" PVC 1578" OBS	(3,802)	(53)	1.39%	(53)
02/01/21	R17-02B1.19-P-0053	STL County Water	Hydrants	Replacement	1702	MOSL_Big_Bend_Blvd_16" TRFlex_Ph2	9,170	170	1.85%	170
02/01/21	R17-02B1.19-P-0053	STL County Water	Main	Replacement	1702	MOSL_Big_Bend_Blvd_16" TRFlex_Ph2	37,542	522	1.39%	522
02/01/21	R17-02B1.19-P-0053	STL County Water	Meters	Replacement	1702	MOSL_Big_Bend_Blvd_16" TRFlex_Ph2	3,057	73	2.40%	73
02/01/21	R17-02B1.19-P-0053	STL County Water	Services	Replacement	1702	MOSL_Big_Bend_Blvd_16" TRFlex_Ph2	1,528	45	2.92%	45
02/01/21	R17-02B1.19-P-0073	STL County Water	Hydrants	Replacement	1702	MOSL_SHACKELFORD_RETIRE_1991'_8" CI	(70)	(1)	1.85%	(1)
02/01/21	R17-02B1.19-P-0073	STL County Water	Main	Replacement	1702	MOSL_SHACKELFORD_RETIRE_1991'_8" CI	(1,891)	(26)	1.39%	(26)
02/01/21	R17-02B1.19-P-0098	STL County Water	Hydrants	Replacement	1702	MOSL_NANCY_PL_8" PVC OBSL	849	16	1.85%	16
02/01/21	R17-02B1.19-P-0098	STL County Water	Main	Replacement	1702	MOSL_NANCY_PL_8" PVC OBSL	21,275	296	1.39%	296
02/01/21	R17-02B1.19-P-0098	STL County Water	Meters	Replacement	1702	MOSL_NANCY_PL_8" PVC OBSL	0	0	0.00%	0
02/01/21	R17-02B1.19-P-0098	STL County Water	Services	Replacement	1702	MOSL_NANCY_PL_8" PVC OBSL	0	0	0.00%	0
02/01/21	R17-02B1.19-P-0101	STL County Water	Hydrants	Replacement	1702	MOSL_BOPOP_DR_8" PVC 1110" OBSL	(290)	(5)	1.85%	(5)
02/01/21	R17-02B1.19-P-0101	STL County Water	Main	Replacement	1702	MOSL_BOPOP_DR_8" PVC 1110" OBSL	(2,727)	(38)	1.39%	(38)
02/01/21	R17-02B1.19-P-0101	STL County Water	Meters	Replacement	1702	MOSL_BOPOP_DR_8" PVC 1110" OBSL	(0)	0	0.00%	0
02/01/21	R17-02B1.19-P-0101	STL County Water	Services	Replacement	1702	MOSL_BOPOP_DR_8" PVC 1110" OBSL	(0)	0	0.00%	0
02/01/21	R17-02B1.19-P-0109	STL County Water	Hydrants	Replacement	1702	MOSL_BRAEBURN_DR_8" PVC 1225" OBSL	(420)	(8)	1.85%	(8)
02/01/21	R17-02B1.19-P-0109	STL County Water	Main	Replacement	1702	MOSL_BRAEBURN_DR_8" PVC 1225" OBSL	(4,558)	(63)	1.39%	(63)
02/01/21	R17-02B1.19-P-0109	STL County Water	Meters	Replacement	1702	MOSL_BRAEBURN_DR_8" PVC 1225" OBSL	(0)	0	0.00%	0
02/01/21	R17-02B1.19-P-0109	STL County Water	Services	Replacement	1702	MOSL_BRAEBURN_DR_8" PVC 1225" OBSL	(0)	0	0.00%	0
02/01/21	R17-02B1.19-P-0110	STL County Water	Hydrants	Replacement	1702	MOSL_CELLA_RD_8" PVC 1850' OBSL	(144)	(3)	1.85%	(3)
02/01/21	R17-02B1.19-P-0110	STL County Water	Main	Replacement	1702	MOSL_CELLA_RD_8" PVC 1850' OBSL	(2,713)	(38)	1.39%	(38)
02/01/21	R17-02B1.19-P-0136	STL County Water	Hydrants	Replacement	1702	MOSL_EDDIE_N_PARK_RD_PH1_16_DI_1650	95	2	1.85%	2
02/01/21	R17-02B1.19-P-0136	STL County Water	Main	Replacement	1702	MOSL_EDDIE_N_PARK_RD_PH1_16_DI_1650	3,311	46	1.39%	46
02/01/21	R17-02B1.20-P-0022	STL County Water	Main	Replacement	1702	MOSL_30" Butterfly_In_Fence_MP_Eofc	(669)	(9)	1.85%	(9)
02/01/21	R17-02B1.20-P-0024	STL County Water	Hydrants	Replacement	1702	MOSL_DUNN/PERSHALL_PHI-20" DI_2060'	(334)	(6)	1.85%	(6)
02/01/21	R17-02B1.20-P-0024	STL County Water	Main	Replacement	1702	MOSL_DUNN/PERSHALL_PHI-20" DI_2060'	(7,835)	(109)	1.39%	(109)
02/01/21	R17-02B1.20-P-0024	STL County Water	Services	Replacement	1702	MOSL_DUNN/PERSHALL_PHI-20" DI_2060'	(13)	(0)	2.96%	(0)
02/01/21	R17-02B1.20-P-0027	STL County Water	Hydrants	Replacement	1702	MOSL_CLAYMONT_EST_DR_16" TRFLX_5466	676	12	1.85%	12
02/01/21	R17-02B1.20-P-0027	STL County Water	Main	Replacement	1702	MOSL_CLAYMONT_EST_DR_16" TRFLX_5466	42,999	598	1.39%	598
02/01/21	R17-02B1.20-P-0028	STL County Water	Hydrants	Replacement	1702	MOSL_CLAYMONT_EST_DR_16" TRFLX_5466	14,760	273	1.85%	273
02/01/21	R17-02B1.20-P-0028	STL County Water	Main	Replacement	1702	MOSL_CLAYMONT_EST_DR_16" TRFLX_5466	465,893	6,476	1.39%	6,476
02/01/21	R17-02B1.20-P-0044	STL County Water	Hydrants	Replacement	1702	MOSL_HANLEY_IND_CT_PH1_12" PVC 1600	(103)	(2)	1.85%	(2)
02/01/21	R17-02B1.20-P-0044	STL County Water	Main	Replacement	1702	MOSL_HANLEY_IND_CT_PH1_12" PVC 1600	(1,674)	(23)	1.39%	(23)
02/01/21	R17-02B1.20-P-0048	STL County Water	Hydrants	Replacement	1702	MOSL_DUNN/BELLE CIR_16" TRFLX_925'	7	0	1.94%	0
02/01/21	R17-02B1.20-P-0048	STL County Water	Main	Replacement	1702	MOSL_DUNN/BELLE CIR_16" TRFLX_925'	463	6	1.39%	6
02/01/21	R17-02B1.20-P-0065	STL County Water	Hydrants	Replacement	1702	MOSL_FOREWAY_DR_1219'_8" PVC OBSL	1,507	28	1.85%	28
02/01/21	R17-02B1.20-P-0065	STL County Water	Main	Replacement	1702	MOSL_FOREWAY_DR_1219'_8" PVC OBSL	37,492	521	1.39%	521
02/01/21	R17-02B1.20-P-0081	STL County Water	Hydrants	Replacement	1702	MOSL_MARBROOKE_LN_440'_8" REPL	3,957	73	1.85%	73
02/01/21	R17-02B1.20-P-0081	STL County Water	Main	Replacement	1702	MOSL_MARBROOKE_LN_440'_8" REPL	48,004	667	1.39%	667
02/01/21	R17-02B1.20-P-0081	STL County Water	Services	Replacement	1702	MOSL_MARBROOKE_LN_440'_8" REPL	353	7	1.85%	7
02/01/21	R17-02B1.20-P-0081	STL County Water	Hydrants	Replacement	1702	MOSL_ARCH_TERRACE_1300'_8" PVC OBS	5,234	73	1.39%	73
02/01/21	R17-02B1.20-P-0081	STL County Water	Main	Replacement	1702	MOSL_ARCH_TERRACE_1300'_8" PVC OBS	(119,650)	(2,214)	1.85%	(2,214)
02/01/21	R17-02B1.20-P-0081	STL County Water	Services	Replacement	1702	MOSL_ARCH_TERRACE_1300'_8" PVC OBS	119,650	1,663	1.39%	1,663
02/01/21	R17-02B1.20-P-0081	STL County Water	Hydrants	Replacement	1702	MOSL_HELEN_AVE_875'_12" PVC OBSL	1,011	14	1.39%	14
02/01/21	R17-02B1.20-P-0099	STL County Water	Hydrants	Replacement	1702	MOSL_WEAVER_AVE_1354'_12" PVC OBSL	4,763	88	1.85%	88
02/01/21	R17-02B1.20-P-0099	STL County Water	Main	Replacement	1702	MOSL_WEAVER_AVE_1354'_12" PVC OBSL	99	1	1.39%	1
02/01/21	R17-02B1.20-P-0099	STL County Water	Services	Replacement	1702	MOSL_WEAVER_AVE_1354'_12" PVC OBSL	10,259	190	1.85%	190
02/01/21	R17-02B1.20-P-0099	STL County Water	Hydrants	Replacement	1702	MOSL_MANETTE_DR_8" PVC 1220' OBSL	(10,259)	(143)	1.39%	(143)
02/01/21	R17-02B1.20-P-0099	STL County Water	Main	Replacement	1702	MOSL_PAISLEY_DR_8" PVC 1070' OBSL	2,304	43	1.85%	43
02/01/21	R17-02B1.20-P-0099	STL County Water	Services	Replacement	1702	MOSL_PAISLEY_DR_8" PVC 1070' OBSL	(2,304)	(32)	1.39%	(32)
02/01/21	R17-02B1.20-P-0099	STL County Water	Hydrants	Replacement	1702	MOSL_PLEASEWAY_DR_6" PVC 280' OBSL	2,835	52	1.85%	52
02/01/21	R17-02B1.20-P-0099	STL County Water	Main	Replacement	1702	MOSL_PLEASEWAY_DR_6" PVC 280' OBSL	(2,835)	(39)	1.39%	(39)
02/01/21	R17-02B1.20-P-0099	STL County Water	Services	Replacement	1702	MOSL_PLEASEWAY_DR_6" PVC 280' OBSL	(2,884)	(53)	1.85%	(53)
02/01/21	R17-02B1.20-P-0099	STL County Water	Hydrants	Replacement	1702	MOSL_GREENPORT_DR_8" PVC 520' OBSL	2,884	40	1.39%	40
02/01/21	R17-02B1.20-P-0099	STL County Water	Main	Replacement	1702	MOSL_GREENPORT_DR_8" PVC 520' OBSL	(1,186)	(22)	1.85%	(22)
02/01/21	R17-02B1.20-P-0099	STL County Water	Services	Replacement	1702	MOSL_GREENPORT_DR_8" PVC 520' OBSL	1,186	16	1.39%	16
02/01/21	R17-02B1.20-P-0099	STL County Water	Hydrants	Replacement	1702	MOSL_NEW_HAMPSHIRE_AVE_8" PVC 1901'	1	0	1.42%	0
02/01/21	R17-02B1.20-P-0099	STL County Water	Main	Replacement	1702	MOSL_NEW_HAMPSHIRE_AVE_8" PVC 1901'	109	2	1.39%	2
02/01/21	R17-02B1.20-P-0099	STL County Water	Services	Replacement	1702	MOSL_NEW_HAMPSHIRE_AVE_8" PVC 1901'	5	0	1.77%	0
02/01/21	R17-02B1.20-P-0099	STL County Water	Hydrants	Replacement	1702	MOSL_KINGSWAY_DR_8" PVC 1603' OBSL	106	1	1.39%	1
02/01/21	R17-02B1.20-P-0099	STL County Water	Main	Replacement	1702	MOSL_KINGSWAY_DR_8" PVC 1603' OBSL	5	0	1.69%	0
02/01/21	R17-02B1.20-P-0099	STL County Water	Services	Replacement	1702	MOSL_HURSTGREEN_LN_8" PVC 1661' REP	161	2	1.39%	2
02/01/21	R17-02B1.20-P-0099	STL County Water	Hydrants	Replacement	1702	MOSL_HURSTGREEN_LN_8" PVC 1661' REP	1,321	24	1.85%	24
02/01/21	R17-02B1.20-P-0099	STL County Water	Main	Replacement	1702	MOSL_HAMPTON_PARK_6" PVC 260' OBSL	(1,321)	(18)	1.39%	(18)
02/01/21	R17-02B1.20-P-0099	STL County Water	Services	Replacement	1702	MOSL_HAMPTON_PARK_6" PVC 260' OBSL	(6,742)	(125)	1.85%	(125)
02/01/21	R17-02B1.20-P-0099	STL County Water	Hydrants	Replacement	1702	MOSL_PARK_DR_6" PVC 410' OBSL	6,742	94	1.39%	94
02/01/21	R17-02B1.20-P-0099	STL County Water	Main	Replacement	1702	MOSL_PARK_DR_6" PVC 410' OBSL	(2,148)	(40)	1.85%	(40)
02/01/21	R17-02B1.20-P-0099	STL County Water	Services	Replacement	1702	MOSL_E_BRENTMOOR_DR_8" PVC 450' OBS	2,148	30	1.39%	30
02/01/21	R17-02B1.20-P-0099	STL County Water	Hydrants	Replacement	1702	MOSL_W_POLO_DR_6" PVC 560' OBSL	1,756	32	1.85%	32
02/01/21	R17-02B1.20-P-0099	STL County Water	Main	Replacement	1702	MOSL_W_POLO_DR_6" PVC 560' OBSL	(1,756)	(24)	1.39%	(24)
02/01/21	R17-02B1.20-P-0099	STL County Water	Services	Replacement	1702	MOSL_E_POLO_DR_8" PVC 570' OBSL	(959)	(18)	1.85%	(18)
02/01/21	R17-02B1.20-P-0099	STL County Water	Hydrants	Replacement	1702	MOSL_E_POLO_DR_8" PVC 570' OBSL	959	13	1.39%	13
02/01/21	R17-02B1.20-P-0099	STL County Water	Main	Replacement	1702	MOSL_PINESIDE_DR_8" PVC 390' OBSL	2,029	38	1.85%	38
02/01/21	R17-02B1.20-P-0099	STL County Water	Services	Replacement	1702	MOSL_PINESIDE_DR_8" PVC 390' OBSL	(2,029)	(28)	1.39%	(28)
02/01/21	R17-02B1.20-P-0099	STL County Water	Hydrants	Replacement	1702	MOSL_KATHLYN_DR_8" PVC 2130' OBSL	1,105	20	1.85%	20
02/01/21	R17-02B1.20-P-0099	STL County Water	Main	Replacement	1702	MOSL_KATHLYN_DR_8" PVC 2130' OBSL	(1,105)	(15)	1.39%	(15)
02/01/21	R17-02B1.20-P-0099	STL County Water	Services	Replacement	1702	MOSL_THOMAS_PL_8" PVC 330' OBSL	0	(0)	2.30%	(0)
02/01/21	R17-02B1.20-P-0099	STL County Water	Hydrants	Replacement	1702	MOSL_LEITH_DR_8" PVC 730' OBSL	776	14	1.85%	14
02/01/21	R17-02B1.20-P-0099	STL County Water	Main	Replacement	1702	MOSL_LEITH_DR_8" PVC 730' OBSL	(776)	(11)	1.39%	(11)
02/01/21	R17-02B1.20-P-0099	STL County Water	Services	Replacement	1702	MOSL_HAROLD_DR_8" PVC 1800' OBSL	(2,412)	(45)	1.85%	(45)
02/01/21	R17-02B1.20-P-0099	STL County Water	Hydrants	Replacement	1702	MOSL_HAROLD_DR_8" PVC 1800' OBSL	2,412	34	1.39%	34
02/01/21	R17-02B1.20-P-0099	STL County Water	Main	Replacement	1702	MOSL_KINGS_CT_6" PVC 215' OBSL	1,622	30	1.85%	30
02/01/21	R17-02B1.20-P-0099	STL County Water	Services	Replacement	1702	MOSL_KINGS_CT_6" PVC 215' OBSL	(1,622)	(23)	1.39%	(23)
02/01/21	R17-02B1.20-P-0099	STL County Water	Hydrants	Replacement	1702	MOSL_SHIREFORD_LN_8" PVC 1130' OBSL	(2,898)	(54)	1.85%	(54)
02/01/21	R17-02B1.20-P-0099	STL County Water	Main	Replacement	1702	MOSL_SHIREFORD_LN_8" PVC 1130' OBSL	2,898	40	1.39%	40
02/01/21	R17-02B1.20-P-0099	STL County Water	Services	Replacement	1702	MOSL_RISDON_DR_8" PVC 800' OBSL	(7,648)	(141)	1.85%	(141)
02/01/21	R17-02B1.20-P-0099	STL County Water	Hydrants	Replacement	1702	MOSL_RISDON_DR_8" PVC 800' OBSL	7,648	106	1.39%</	

Missouri American Water Company  
 WSIRA 1 (January 2021 to July 2021) Eligible Projects  
 Replacements / Relocations

In Service	Date	Work Order	Tariff Group	Asset Type	Account	Profit Center	Work Order Description	Investment	Accum Dep	Depr Rate	Dep Exp
	02/01/21	R17-02B2.19-P-0092	STL County Water	Main	Replacement	1702	MOSL_GROVELAND_DR_8" PVC_1700' OBSL	(1,883)	(26)	1.39%	(26)
	02/01/21	R17-02B2.19-P-0093	STL County Water	Hydrants	Replacement	1702	MOSL_ROLAND_BLDV_8" PVC_1750' OBSL	163	3	1.85%	3
	02/01/21	R17-02B2.19-P-0093	STL County Water	Main	Replacement	1702	MOSL_ROLAND_BLDV_8" PVC_1750' OBSL	(163)	(2)	1.38%	(2)
	02/01/21	R17-02B2.19-P-0094	STL County Water	Hydrants	Replacement	1702	MOSL_WILLOW_WOOD_DR_8" PVC_1700' OB	1,139	21	1.85%	21
	02/01/21	R17-02B2.19-P-0094	STL County Water	Main	Replacement	1702	MOSL_WILLOW_WOOD_DR_8" PVC_1700' OB	(1,138)	(16)	1.39%	(16)
	02/01/21	R17-02B2.19-P-0095	STL County Water	Main	Replacement	1702	MOSL_CRESTLAND_DR_8" PVC_250' OBSL	(0)	(0)	2.27%	(0)
	02/01/21	R17-02B2.19-P-0112	STL County Water	Hydrants	Replacement	1702	MOSL_UNION_RD_PHASE_1_12" PVC_1187	4	0	1.87%	0
	02/01/21	R17-02B2.19-P-0112	STL County Water	Main	Replacement	1702	MOSL_UNION_RD_PHASE_1_12" PVC_1187	216	3	1.39%	3
	02/01/21	R17-02B2.19-P-0113	STL County Water	Hydrants	Replacement	1702	MOSL_UNION_RD_PHASE_2_12" PVC_1460	9	0	1.92%	0
	02/01/21	R17-02B2.19-P-0113	STL County Water	Main	Replacement	1702	MOSL_UNION_RD_PHASE_2_12" PVC_1460	267	4	1.39%	4
	02/01/21	R17-02B2.19-P-0114	STL County Water	Main	Replacement	1702	MOSL_UNION_RD_PHASE_3_8" PVC_1511'	0	0	#####	0
	02/01/21	R17-02B2.19-P-0115	STL County Water	Hydrants	Replacement	1702	MOSL_MORGANFORD_RD_8" PVC_564' OBSL	9	0	1.85%	0
	02/01/21	R17-02B2.19-P-0115	STL County Water	Main	Replacement	1702	MOSL_MORGANFORD_RD_8" PVC_564' OBSL	157	2	1.39%	2
	02/01/21	R17-02B2.19-P-0116	STL County Water	Hydrants	Replacement	1702	MOSL_SANTEN_DR_8" PVC_1145' OBSL	(4,158)	(77)	1.85%	(77)
	02/01/21	R17-02B2.19-P-0116	STL County Water	Main	Replacement	1702	MOSL_SANTEN_DR_8" PVC_1145' OBSL	4,158	58	1.39%	58
	02/01/21	R17-02B2.19-P-0117	STL County Water	Hydrants	Replacement	1702	MOSL_COLVIN_DR_8" PVC_1010' OBSL	(4,160)	(77)	1.85%	(77)
	02/01/21	R17-02B2.19-P-0117	STL County Water	Main	Replacement	1702	MOSL_COLVIN_DR_8" PVC_1010' OBSL	4,160	58	1.39%	58
	02/01/21	R17-02B2.19-P-0118	STL County Water	Hydrants	Replacement	1702	MOSL_BLISS_DR_8" PVC_1830' OBSL	(1,288)	(24)	1.85%	(24)
	02/01/21	R17-02B2.19-P-0118	STL County Water	Main	Replacement	1702	MOSL_BLISS_DR_8" PVC_1830' OBSL	1,288	18	1.39%	18
	02/01/21	R17-02B2.19-P-0119	STL County Water	Hydrants	Replacement	1702	MOSL_EWELL_DR_8" PVC_1700' OBSL	(343)	(6)	1.85%	(6)
	02/01/21	R17-02B2.19-P-0119	STL County Water	Main	Replacement	1702	MOSL_EWELL_DR_8" PVC_1700' OBSL	343	5	1.39%	5
	02/01/21	R17-02B2.19-P-0120	STL County Water	Hydrants	Replacement	1702	MOSL_HOYT_DR_8" PVC_1900' OBSL	(2,873)	(53)	1.85%	(53)
	02/01/21	R17-02B2.19-P-0120	STL County Water	Main	Replacement	1702	MOSL_HOYT_DR_8" PVC_1900' OBSL	2,873	40	1.39%	40
	02/01/21	R17-02B2.19-P-0126	STL County Water	Hydrants	Replacement	1702	MOSL_LAWNBROOK_DR_8" PVC_785' OBSL	731	14	1.85%	14
	02/01/21	R17-02B2.19-P-0126	STL County Water	Main	Replacement	1702	MOSL_LAWNBROOK_DR_8" PVC_785' OBSL	(731)	(10)	1.39%	(10)
	02/01/21	R17-02B2.19-P-0127	STL County Water	Main	Replacement	1702	MOSL_MARTINIQUE_DR_8" PVC_380' OBSL	(0)	(0)	0.67%	(0)
	02/01/21	R17-02B2.19-P-0131	STL County Water	Hydrants	Replacement	1702	MOSL_CLEARFIELD_DR_8" PVC_1290' OBS	8,548	158	1.85%	158
	02/01/21	R17-02B2.19-P-0131	STL County Water	Main	Replacement	1702	MOSL_CLEARFIELD_DR_8" PVC_1290' OBS	(8,548)	(119)	1.39%	(119)
	02/01/21	R17-02B2.19-P-0134	STL County Water	Hydrants	Replacement	1702	MOSL_VERSHIRE_CT_8" PVC_270' OBSL	2,258	42	1.85%	42
	02/01/21	R17-02B2.19-P-0134	STL County Water	Main	Replacement	1702	MOSL_VERSHIRE_CT_8" PVC_270' OBSL	(2,258)	(31)	1.39%	(31)
	02/01/21	R17-02B2.19-P-0147	STL County Water	Hydrants	Replacement	1702	MOSL_PINETREE_LN_770' 8" PVC OBSL	(5,699)	(105)	1.85%	(105)
	02/01/21	R17-02B2.19-P-0147	STL County Water	Main	Replacement	1702	MOSL_PINETREE_LN_770' 8" PVC OBSL	5,699	79	1.39%	79
	02/01/21	R17-02B2.19-P-0150	STL County Water	Main	Replacement	1702	MOSL_TOFT_LN_8" PVC_300' OBSL	(106)	(1)	1.40%	(1)
	02/01/21	R17-02B2.19-P-0152	STL County Water	Main	Replacement	1702	MOSL_ST_GEORGES_PL_8" PVC_1200' OBS	0	0	0.00%	0
	02/01/21	R17-02B2.19-P-0154	STL County Water	Hydrants	Replacement	1702	MOSL_CORMAR_DR_8" PVC_1200' OBSL	(7,240)	(134)	1.85%	(134)
	02/01/21	R17-02B2.19-P-0154	STL County Water	Main	Replacement	1702	MOSL_CORMAR_DR_8" PVC_1200' OBSL	7,240	101	1.39%	101
	02/01/21	R17-02B2.19-P-0155	STL County Water	Hydrants	Replacement	1702	MOSL_ZEISS_AVE_8" PVC_1190' OBSL	(7,977)	(148)	1.85%	(148)
	02/01/21	R17-02B2.19-P-0155	STL County Water	Main	Replacement	1702	MOSL_ZEISS_AVE_8" PVC_1190' OBSL	7,977	111	1.39%	111
	02/01/21	R17-02B2.19-P-0156	STL County Water	Hydrants	Replacement	1702	MOSL_E_GLENDALE_RD_PH1_8" PVC_1895'	54	1	1.86%	1
	02/01/21	R17-02B2.19-P-0156	STL County Water	Main	Replacement	1702	MOSL_E_GLENDALE_RD_PH1_8" PVC_1895'	2,932	41	1.39%	41
	02/01/21	R17-02B2.19-P-0157	STL County Water	Hydrants	Replacement	1702	MOSL_E_GLENDALE_RD_PH2_8" PVC_1455'	3,160	58	1.85%	58
	02/01/21	R17-02B2.19-P-0157	STL County Water	Main	Replacement	1702	MOSL_E_GLENDALE_RD_PH2_8" PVC_1455'	66,171	920	1.39%	920
	02/01/21	R17-02B2.19-P-0159	STL County Water	Hydrants	Replacement	1702	MOSL_PARDELLA_AVE_8" PVC_2600' OBSL	(7,922)	(147)	1.85%	(147)
	02/01/21	R17-02B2.19-P-0159	STL County Water	Main	Replacement	1702	MOSL_PARDELLA_AVE_8" PVC_2600' OBSL	10,145	141	1.39%	141
	02/01/21	R17-02B2.19-P-0159	STL County Water	Meters	Replacement	1702	MOSL_PARDELLA_AVE_8" PVC_2600' OBSL	(25)	(1)	2.40%	(1)
	02/01/21	R17-02B2.19-P-0159	STL County Water	Services	Replacement	1702	MOSL_PARDELLA_AVE_8" PVC_2600' OBSL	1	0	3.08%	0
	02/01/21	R17-02B2.19-P-0165	STL County Water	Hydrants	Replacement	1702	MOSL_MANSFIELD_DR_8" PVC_1725' OBSL	2,460	46	1.85%	46
	02/01/21	R17-02B2.19-P-0165	STL County Water	Main	Replacement	1702	MOSL_MANSFIELD_DR_8" PVC_1725' OBSL	(2,460)	(34)	1.39%	(34)
	02/01/21	R17-02B2.19-P-0166	STL County Water	Hydrants	Replacement	1702	MOSL_PAYSON_DR_PVC_1525' OBSL	9,454	175	1.85%	175
	02/01/21	R17-02B2.19-P-0166	STL County Water	Main	Replacement	1702	MOSL_PAYSON_DR_PVC_1525' OBSL	(9,454)	(131)	1.39%	(131)
	02/01/21	R17-02B2.19-P-0167	STL County Water	Hydrants	Replacement	1702	MOSL_MANSFIELD_CT_8" PVC_200' OBSL	(9,936)	(184)	1.85%	(184)
	02/01/21	R17-02B2.19-P-0167	STL County Water	Main	Replacement	1702	MOSL_MANSFIELD_CT_8" PVC_200' OBSL	9,936	138	1.39%	138
	02/01/21	R17-02B2.19-P-0169	STL County Water	Hydrants	Replacement	1702	MOSL_VALLEY_VIEW_PL_8" PVC_550' OBSL	(21,945)	(406)	1.85%	(406)
	02/01/21	R17-02B2.19-P-0169	STL County Water	Main	Replacement	1702	MOSL_VALLEY_VIEW_PL_8" PVC_550' OBSL	21,945	305	1.39%	305
	02/01/21	R17-02B2.19-P-0179	STL County Water	Hydrants	Replacement	1702	MOSL_BRAEMAR_DR_8" PVC_440' OBSL	2,783	51	1.85%	51
	02/01/21	R17-02B2.19-P-0179	STL County Water	Main	Replacement	1702	MOSL_BRAEMAR_DR_8" PVC_440' OBSL	35,319	491	1.39%	491
	02/01/21	R17-02B2.19-P-0180	STL County Water	Hydrants	Replacement	1702	MOSL_DUNKELD_DR_8" PVC_750' OBSL	11,017	204	1.85%	204
	02/01/21	R17-02B2.19-P-0180	STL County Water	Main	Replacement	1702	MOSL_DUNKELD_DR_8" PVC_750' OBSL	91,676	1,274	1.39%	1,274
	02/01/21	R17-02B2.19-P-0181	STL County Water	Hydrants	Replacement	1702	MOSL_GLEN_GARRY_RD_8" PVC_2525' OBS	9,909	183	1.85%	183
	02/01/21	R17-02B2.19-P-0181	STL County Water	Main	Replacement	1702	MOSL_GLEN_GARRY_RD_8" PVC_2525' OBS	239,149	3,324	1.39%	3,324
	02/01/21	R17-02B2.19-P-0182	STL County Water	Hydrants	Replacement	1702	MOSL_MOIDART_CIR_6" PVC_430' OBSL	999	18	1.85%	18
	02/01/21	R17-02B2.19-P-0182	STL County Water	Main	Replacement	1702	MOSL_MOIDART_CIR_6" PVC_430' OBSL	60,385	839	1.39%	839
	02/01/21	R17-02B2.19-P-0197	STL County Water	Hydrants	Replacement	1702	MOSL_FAIR_OAKS_DR_PH2_2200' OBSL	249	5	1.85%	5
	02/01/21	R17-02B2.19-P-0197	STL County Water	Main	Replacement	1702	MOSL_FAIR_OAKS_DR_PH2_2200' OBSL	7,304	102	1.39%	102
	02/01/21	R17-02B2.19-P-0203	STL County Water	Hydrants	Replacement	1702	MOSL_JENNINGS_ST_RD_P1_12" PVC_2060	17	0	1.84%	0
	02/01/21	R17-02B2.19-P-0203	STL County Water	Main	Replacement	1702	MOSL_JENNINGS_ST_RD_P1_12" PVC_2060	424	6	1.39%	6
	02/01/21	R17-02B2.19-P-0222	STL County Water	Hydrants	Replacement	1702	MOSL_DEERWOOD_DR_8" PVC_1415' OBSL	457	8	1.85%	8
	02/01/21	R17-02B2.19-P-0222	STL County Water	Main	Replacement	1702	MOSL_DEERWOOD_DR_8" PVC_1415' OBSL	(457)	(6)	1.39%	(6)
	02/01/21	R17-02B2.19-P-0227	STL County Water	Hydrants	Replacement	1702	MOSL_WOODLAND_WAY_8" PVC_1150' OBSL	1,114	21	1.85%	21
	02/01/21	R17-02B2.19-P-0227	STL County Water	Main	Replacement	1702	MOSL_WOODLAND_WAY_8" PVC_1150' OBSL	36,498	507	1.39%	507
	02/01/21	R17-02B2.19-P-0228	STL County Water	Main	Replacement	1702	MOSL_OVERBROOK_DR_8" PVC_800' OBSL	30,523	424	1.85%	424
	02/01/21	R17-02B2.19-P-0236	STL County Water	Hydrants	Replacement	1702	MOSL_VENTURA_DR_8" PVC_1170' OBSL	1,354	25	1.39%	25
	02/01/21	R17-02B2.19-P-0236	STL County Water	Main	Replacement	1702	MOSL_VENTURA_DR_8" PVC_1170' OBSL	(1,354)	(19)	1.39%	(19)
	02/01/21	R17-02B2.19-P-0259	STL County Water	Hydrants	Replacement	1702	MOSL_WALDORF_DR_8" PVC_1763' OBSL	95	2	1.85%	2
	02/01/21	R17-02B2.19-P-0259	STL County Water	Main	Replacement	1702	MOSL_WALDORF_DR_8" PVC_1763' OBSL	7,497	104	1.39%	104
	02/01/21	R17-02B2.19-P-0315	STL County Water	Hydrants	Replacement	1702	MOSL_HURSTGREEN_DR_8" PVC_1260' OBSL	(10,025)	(185)	1.85%	(185)
	02/01/21	R17-02B2.19-P-0315	STL County Water	Main	Replacement	1702	MOSL_HURSTGREEN_DR_8" PVC_1260' OBSL	10,025	139	1.39%	139
	02/01/21	R17-02B2.19-P-0328	STL County Water	Hydrants	Replacement	1702	MOSL_MCNULTY_DR_8" PVC_870' OBSL	2,454	45	1.85%	45
	02/01/21	R17-02B2.19-P-0328	STL County Water	Main	Replacement	1702	MOSL_MCNULTY_DR_8" PVC_870' OBSL	31,272	435	1.39%	435
	02/01/21	R17-02B2.19-P-0337	STL County Water	Hydrants	Replacement	1702	MOSL_ELMGROVE_AVE_8" PVC_1140' OBSL	3,373	62	1.85%	62
	02/01/21	R17-02B2.19-P-0337	STL County Water	Main	Replacement	1702	MOSL_ELMGROVE_AVE_8" PVC_1140' OBSL	9,763	136	1.39%	136
	02/01/21	R17-02B2.19-P-0337	STL County Water	Meters	Replacement	1702	MOSL_ELMGROVE_AVE_8" PVC_1140' OBSL	3	0	2.39%	0
	02/01/21	R17-02B2.19-P-0337	STL County Water	Services	Replacement	1702	MOSL_ELMGROVE_AVE_8" PVC_1140' OBSL	3	0	2.68%	0
	02/01/21	R17-02B2.19-P-0339	STL County Water	Hydrants	Replacement	1702	MOSL_ELMGROVE_AVE_8" PVC_1247' OBSL	6,979	129	1.85%	129
	02/01/21	R17-02B2.19-P-0339	STL County Water	Main	Replacement	1702	MOSL_ELMGROVE_AVE_8" PVC_1247' OBSL	(4,495)	(62)	1.39%	(62)
	02/01/21	R17-02B2.19-P-0339	STL County Water	Meters	Replacement	1702	MOSL_ELMGROVE_AVE_8" PVC_1247' OBSL	1	0	1.89%	0
	02/01/21	R17-02B2.19-P-0339	STL County Water	Services	Replacement	1702	MOSL_ELMGROVE_AVE_8" PVC_1247' OBSL	1	0	2.88%	0
	02/01/21	R17-02B2.19-P-0376	STL County Water	Hydrants	Replacement	1702	MOSL_PALM_RIDGE_CT_8" PVC_698' OBSL	159	3	1.85%	3
	02/01/21	R17-02B2.19-P-0376	STL County Water	Main	Replacement	1702	MOSL_PALM_RIDGE_CT_8" PVC_698' OBSL	7,636	106	1.39%	106
	02/01/21	R17-02B2.19-P-0382	STL County Water	Hydrants	Replacement	1702	MOSL_BIG_BEND_BLDV_8" PVC_2050' OBSL	347	6	1.85%	6
	02/01/21	R17-02B2.19-P-0382	STL County Water	Main	Replacement	1702	MOSL_BIG_BEND_BLDV_8" PVC_2050' OBSL	10,087	140	1.39%	140
	02/01/21	R17-02B2.19-P-0383	STL County Water	Hydrants	Replacement	1702	MOSL_LAND_O_LAKES_DR_8" PVC_1332' OB	1,006	19	1.85%	19
	02/01/21	R17-02B2.19-P-0383	STL County Water	Main	Replacement	1702	MOSL_LAND_O_LAKES_DR_8" PVC_1332' OB	130,461	1,813	1.39%	1,813
	02/01/21	R17-02B2.19-P-0396	STL County Water	Hydrants	Replacement	1702	MOSL_S_ROLAND_BLDV_8" PVC_1400' OBS	230	4	1.85%	4
	02/01										

Missouri American Water Company  
 WSIRA 1 (January 2021 to July 2021) Eligible Projects  
 Replacements / Relocations

In Service	Work Order	Tariff Group	Asset Type	Account	Profit Center	Work Order Description	Investment	Accum Dep	Depr Rate	Dep Exp
02/01/21	R17-02B2.19-P-0433	STL County Water	Hydrants	Replacement	1702	MOSL_OLD_JAMEST_RD_P4_12" PVC_2500'	3,015	56	1.85%	56
02/01/21	R17-02B2.19-P-0433	STL County Water	Hydrants	Replacement	1702	MOSL_OLD_JAMEST_RD_P4_12" PVC_2500'	106,066	1,474	1.39%	1,474
02/01/21	R17-02B2.19-P-0444	STL County Water	Main	Replacement	1702	MOSL_ROSS_AVE_8" PVC_1800_OBSL	2,809	52	1.85%	52
02/01/21	R17-02B2.19-P-0444	STL County Water	Main	Replacement	1702	MOSL_ROSS_AVE_8" PVC_1800_OBSL	148,361	2,062	1.39%	2,062
02/01/21	R17-02B2.19-P-0473	STL County Water	Main	Replacement	1702	MOSL_TRENTON_AVE_8" PVC_1320' OBSL	0	(0)	0.00%	(0)
02/01/21	R17-02B2.19-P-0474	STL County Water	Hydrants	Replacement	1702	MOSL_ANNANDALE_DR_8" PVC_420' OBSL	1,692	31	1.85%	31
02/01/21	R17-02B2.19-P-0474	STL County Water	Main	Replacement	1702	MOSL_ANNANDALE_DR_8" PVC_420' OBSL	(1,692)	(24)	1.39%	(24)
02/01/21	R17-02B2.19-P-0488	STL County Water	Hydrants	Replacement	1702	MOSL_VORHOF_DR_P1_12" PVC_1050' OBS	221	4	1.85%	4
02/01/21	R17-02B2.19-P-0488	STL County Water	Main	Replacement	1702	MOSL_VORHOF_DR_P1_12" PVC_1050' OBS	9,453	131	1.39%	131
02/01/21	R17-02B2.19-P-0488	STL County Water	Meters	Replacement	1702	MOSL_VORHOF_DR_P1_12" PVC_1050' OBS	0	0	0.00%	0
02/01/21	R17-02B2.19-P-0488	STL County Water	Services	Replacement	1702	MOSL_VORHOF_DR_P1_12" PVC_1050' OBS	0	0	0.00%	0
02/01/21	R17-02B2.19-P-0493	STL County Water	Hydrants	Replacement	1702	MOSL_TRENTON_AVE_12" PVC_970' OBSL	9,088	168	1.85%	168
02/01/21	R17-02B2.19-P-0493	STL County Water	Main	Replacement	1702	MOSL_TRENTON_AVE_12" PVC_970' OBSL	(9,088)	(126)	1.39%	(126)
02/01/21	R17-02B2.19-P-0494	STL County Water	Hydrants	Replacement	1702	MOSL_GALTINDUSTRIAL_BD_12" PVC_425'	3,480	64	1.85%	64
02/01/21	R17-02B2.19-P-0494	STL County Water	Main	Replacement	1702	MOSL_GALTINDUSTRIAL_BD_12" PVC_425'	(3,480)	(48)	1.39%	(48)
02/01/21	R17-02B2.19-P-0507	STL County Water	Hydrants	Replacement	1702	MOSL_BROWN_RD_PH1_12" PVC_1275' OB	4,187	77	1.85%	77
02/01/21	R17-02B2.19-P-0507	STL County Water	Main	Replacement	1702	MOSL_BROWN_RD_PH1_12" PVC_1275' OB	191,979	2,669	1.39%	2,669
02/01/21	R17-02B2.19-P-0508	STL County Water	Hydrants	Replacement	1702	MOSL_BROWN_RD_PH2_12" PVC_1235' OB	(6,121)	(113)	1.85%	(113)
02/01/21	R17-02B2.19-P-0508	STL County Water	Main	Replacement	1702	MOSL_BROWN_RD_PH2_12" PVC_1235' OB	154,219	2,144	1.39%	2,144
02/01/21	R17-02B2.19-P-0509	STL County Water	Hydrants	Replacement	1702	MOSL_BROWN_RD_PH3_12" PVC_1660' OB	369	7	1.85%	7
02/01/21	R17-02B2.19-P-0509	STL County Water	Main	Replacement	1702	MOSL_BROWN_RD_PH3_12" PVC_1660' OB	21,772	303	1.39%	303
02/01/21	R17-02B2.20-P-0059	STL County Water	Hydrants	Replacement	1702	MOSL_WASHINGTON_AVE_12" PVC_2575' O	1,747	32	1.85%	32
02/01/21	R17-02B2.20-P-0059	STL County Water	Main	Replacement	1702	MOSL_WASHINGTON_AVE_12" PVC_2575' O	72,222	1,004	1.39%	1,004
02/01/21	R17-02B2.20-P-0094	STL County Water	Hydrants	Replacement	1702	MOSL_LADUE_RD_6" HDPE_1280' OBSL	458	8	1.85%	8
02/01/21	R17-02B2.20-P-0094	STL County Water	Main	Replacement	1702	MOSL_LADUE_RD_6" HDPE_1280' OBSL	20,171	280	1.39%	280
02/01/21	R17-02B2.20-P-0094	STL County Water	Meters	Replacement	1702	MOSL_LADUE_RD_6" HDPE_1280' OBSL	61	1	2.41%	1
02/01/21	R17-02B2.20-P-0094	STL County Water	Services	Replacement	1702	MOSL_LADUE_RD_6" HDPE_1280' OBSL	61	2	2.92%	2
02/01/21	R17-02B2.20-P-0113	STL County Water	Hydrants	Replacement	1702	MOSL_TAUSSIG_AVE_8" HDPE_430' OBSL	13,302	246	1.85%	246
02/01/21	R17-02B2.20-P-0113	STL County Water	Main	Replacement	1702	MOSL_TAUSSIG_AVE_8" HDPE_430' OBSL	(13,302)	(185)	1.39%	(185)
02/01/21	R17-02B2.20-P-0114	STL County Water	Hydrants	Replacement	1702	MOSL_LILBURN_PARK_RD_8" DI_1100' OB	931	17	1.85%	17
02/01/21	R17-02B2.20-P-0114	STL County Water	Main	Replacement	1702	MOSL_LILBURN_PARK_RD_8" DI_1100' OB	10,364	144	1.39%	144
02/01/21	R17-02B2.20-P-0117	STL County Water	Main	Replacement	1702	MOSL_LINDSAY_LN_LINDBERGH_BORE_12" _	(56)	(1)	1.39%	(1)
02/01/21	R17-02C1.18-P-0407	STL County Water	Main	Replacement	1702	GERHARD AVE 4" CI MB 3' PVC	0	0	0.00%	0
02/01/21	R17-02C1.18-P-0849	STL County Water	Main	Replacement	1702	WARSON PL 6" CI MB 4' PVC	0	0	0.00%	0
02/01/21	R17-02C1.18-P-0869	STL County Water	Main	Replacement	1702	FLETA ST 6" CI MB 4' PVC	0	0	0.00%	0
02/01/21	R17-02C1.18-P-1237	STL County Water	Main	Replacement	1702	BOPP LN 6" CI MB 6' PVC	0	(0)	0.00%	0
02/01/21	R17-02C1.18-P-1266	STL County Water	Main	Replacement	1702	DONNYCAVE LN 6" CI MB 10' PVC	0	0	0.00%	0
02/01/21	R17-02C1.18-P-1296	STL County Water	Main	Replacement	1702	HOFFMEISTER AVE 8" CI MB 3' PVC	0	0	0.00%	0
02/01/21	R17-02C1.18-P-1368	STL County Water	Main	Replacement	1702	CHATFIELD PLACE RD 6" DI MB 6' PVC	0	0	0.00%	0
02/01/21	R17-02C1.18-P-1669	STL County Water	Main	Replacement	1702	DU BOURG LN 6" CI MB 6' PVC	0	0	0.00%	0
02/01/21	R17-02C1.18-P-1817	STL County Water	Main	Replacement	1702	BIRDLEWOOD TER 6" CI MB 4' PVC	0	0	0.00%	0
02/01/21	R17-02C1.18-P-1841	STL County Water	Main	Replacement	1702	CEDAR PLAZA PKWY 8" DI MB 3' PVC	0	0	0.00%	0
02/01/21	R17-02C1.18-P-1858	STL County Water	Main	Replacement	1702	N BALLAS RD 8" CI MB 8' PVC	0	0	0.00%	0
02/01/21	R17-02C1.18-P-1897	STL County Water	Main	Replacement	1702	IRONSTONE RD 6" CI MB 4' PVC	0	0	0.00%	0
02/01/21	R17-02C1.18-P-1960	STL County Water	Main	Replacement	1702	CLAYMONT ESTATES DR 6" DI MB 3' PVC	0	0	0.00%	0
02/01/21	R17-02C1.18-P-2015	STL County Water	Main	Replacement	1702	QUIRINAL CT 6" CI MB 6' PVC	0	0	0.00%	0
02/01/21	R17-02C1.18-P-2073	STL County Water	Main	Replacement	1702	ASHWELL DR 6" CI MB 8' PVC	0	0	0.00%	0
02/01/21	R17-02C1.18-P-2088	STL County Water	Main	Replacement	1702	MUELLER RD 6" CI MB 4' PVC	0	0	0.00%	0
02/01/21	R17-02C1.18-P-2089	STL County Water	Main	Replacement	1702	ALLENDALE DR 6" CI MB 7' PVC	0	0	0.00%	0
02/01/21	R17-02C1.18-P-2113	STL County Water	Main	Replacement	1702	QUIRINAL CT 6" CI MB 5' PVC	0	0	0.00%	0
02/01/21	R17-02C1.18-P-2131	STL County Water	Main	Replacement	1702	PEACEFUL CT 8" DI MB 5' PVC	0	(0)	0.00%	0
02/01/21	R17-02C1.18-P-2142	STL County Water	Main	Replacement	1702	WATSON RD 8" CI MB 10' PVC	0	0	0.00%	0
02/01/21	R17-02C1.18-P-2144	STL County Water	Main	Replacement	1702	GREENWOOD BLVD 6" CI MB 6' PVC	0	0	0.00%	0
02/01/21	R17-02C1.18-P-2148	STL County Water	Main	Replacement	1702	PROMENADE LN 6" CI MB 5' PVC	0	0	0.00%	0
02/01/21	R17-02C1.18-P-2173	STL County Water	Main	Replacement	1702	LAVINIA DR 6" CI MB 4' PVC	0	0	0.00%	0
02/01/21	R17-02C1.18-P-2263	STL County Water	Main	Replacement	1702	MCKELVEY RD 6" CI MB 9' PVC	0	0	0.00%	0
02/01/21	R17-02C1.18-P-2268	STL County Water	Main	Replacement	1702	SAPPINGTON RD 6" CI MB 7' PVC	0	0	0.00%	0
02/01/21	R17-02C1.18-P-2316	STL County Water	Main	Replacement	1702	SIGSBEE AVE 6" CI MB 5' PVC	0	0	0.00%	0
02/01/21	R17-02C1.18-P-2323	STL County Water	Main	Replacement	1702	LAVERN PL 6" CI MB 13' PVC	0	0	0.00%	0
02/01/21	R17-02C1.18-P-2328	STL County Water	Main	Replacement	1702	GEDERS CT 6" CI MB 4' PVC	0	0	0.00%	0
02/01/21	R17-02C1.18-P-2329	STL County Water	Main	Replacement	1702	BISMARCK AVE 6" CI MB 4' PVC	0	0	0.00%	0
02/01/21	R17-02C1.18-P-2340	STL County Water	Main	Replacement	1702	ELLENWOOD AVE 4" CI MB 3' PVC	0	0	0.00%	0
02/01/21	R17-02C1.18-P-2341	STL County Water	Main	Replacement	1702	ERSKINE AVE 6" CI MB 5' PVC	0	0	0.00%	0
02/01/21	R17-02C1.18-P-2349	STL County Water	Main	Replacement	1702	FAIN DR 6" CI MB 5' PVC	0	0	0.00%	0
02/01/21	R17-02C1.18-P-2351	STL County Water	Main	Replacement	1702	ST ANN SQUARE ESMT 8" DI MB 3' PVC	0	0	0.00%	0
02/01/21	R17-02C1.18-P-2352	STL County Water	Main	Replacement	1702	BRITANNY PKWY 6" CI MB 6' PVC	0	0	0.00%	0
02/01/21	R17-02C1.18-P-2378	STL County Water	Main	Replacement	1702	PATTERSON RD 6" AC MB 2' PVC	0	0	0.00%	0
02/01/21	R17-02C1.18-P-2379	STL County Water	Main	Replacement	1702	ORIENT AVE 6" CI MB 4' PVC	0	0	0.00%	0
02/01/21	R17-02C1.18-P-2389	STL County Water	Main	Replacement	1702	HABECKING DR 6" CI MB 8' PVC	0	0	0.00%	0
02/01/21	R17-02C1.18-P-2394	STL County Water	Main	Replacement	1702	SCOTT AVE 6" CI MB 4' PVC	0	0	0.00%	0
02/01/21	R17-02C1.18-P-2413	STL County Water	Main	Replacement	1702	STONY RIDGE RD 8" DI MB 6' DI	0	0	1.56%	0
02/01/21	R17-02C1.18-P-2429	STL County Water	Main	Replacement	1702	ALAMEDA AVE 6" CI MB 7' PVC	0	0	0.00%	0
02/01/21	R17-02C1.18-P-2445	STL County Water	Main	Replacement	1702	S SAPPINGTON RD 6" CI MB 4' PVC	0	0	0.00%	0
02/01/21	R17-02C1.18-P-2456	STL County Water	Main	Replacement	1702	CONWAY RD 8" CI MB 9' PVC	0	0	0.00%	0
02/01/21	R17-02C1.18-P-2483	STL County Water	Main	Replacement	1702	TESTON DR 6" CI MB 5' PVC	0	0	0.00%	0
02/01/21	R17-02C1.18-P-2502	STL County Water	Main	Replacement	1702	SUSAN AVE 6" CI MB 8' PVC	0	0	0.00%	0
02/01/21	R17-02C1.18-P-2509	STL County Water	Main	Replacement	1702	KOREA DR 6" CI MB 6' PVC	0	0	0.00%	0
02/01/21	R17-02C1.18-P-2520	STL County Water	Main	Replacement	1702	SUNBEAM LN 6" CI MB 13' PVC	0	0	0.00%	0
02/01/21	R17-02C1.18-P-2534	STL County Water	Main	Replacement	1702	FORESTWOOD DR 6" CI MB 3' PVC	0	0	0.00%	0
02/01/21	R17-02C1.18-P-2538	STL County Water	Main	Replacement	1702	LEONARD DR 6" CI MB 3' PVC	0	0	0.00%	0
02/01/21	R17-02C1.18-P-2539	STL County Water	Main	Replacement	1702	N GEYER RD 8" CI MB 6' PVC	0	0	0.00%	0
02/01/21	R17-02C1.18-P-2543	STL County Water	Main	Replacement	1702	MEL NOR LN 6" CI MB 3' PVC	0	0	0.00%	0
02/01/21	R17-02C1.18-P-2544	STL County Water	Main	Replacement	1702	CENTER DR 6" CI MB 3' PVC	0	0	0.00%	0
02/01/21	R17-02C1.18-P-2565	STL County Water	Main	Replacement	1702	DORSIE DR 6" CI MB 4' PVC	0	(0)	0.00%	(0)
02/01/21	R17-02C1.18-P-2581	STL County Water	Main	Replacement	1702	BERTRAND DR 6" AC MB 2' PVC	0	0	0.00%	0
02/01/21	R17-02C1.18-P-2601	STL County Water	Main	Replacement	1702	GREEN EARTH DR 6" CI MB 8' PVC	0	0	0.00%	0
02/01/21	R17-02C1.18-P-2611	STL County Water	Main	Replacement	1702	WILLIAMS BLVD 6" CI MB 3' PVC	0	0	0.00%	0
02/01/21	R17-02C1.18-P-2615	STL County Water	Main	Replacement	1702	EASTDELL DR 6" CI MB 5' PVC	0	0	0.00%	0
02/01/21	R17-02C1.18-P-2617	STL County Water	Main	Replacement	1702	MORGANFORD RD 6" CI MB 4' PVC	0	0	0.00%	0
02/01/21	R17-02C1.18-P-2620	STL County Water	Main	Replacement	1702	HAMPTON PARK DR 2" GV MB 10' GV	0	0	0.00%	0
02/01/21	R17-02C1.18-P-2623	STL County Water	Main	Replacement	1702	STREIFF LN 6" CI MB 3' PVC	0	0	0.00%	0
02/01/21	R17-02C1.18-P-2648	STL County Water	Main	Replacement	1702	COLLEEN AVE 6" CI MB 3' PVC	0	0	0.00%	0
02/01/21	R17-02C1.18-P-2650	STL County Water	Main	Replacement	1702	E MADISON AVE 4" CI MB 4' PVC	0	0	0	

Missouri American Water Company  
 WSIRA 1 (January 2021 to July 2021) Eligible Projects  
 Replacements / Relocations

In Service	Date	Work Order	Tariff Group	Asset Type	Account	Profit Center	Work Order Description	Investment	Accum Dep	Depr Rate	Dep Exp
	02/01/21	R17-02C1.18-P-2696	STL County Water	Main	Replacement	1702	MAY VALLEY LN 8" CI MB 9' PVC	0	0	0.00%	0
	02/01/21	R17-02C1.18-P-2698	STL County Water	Main	Replacement	1702	PATTERSON RD 6" AC MB 3' PVC	0	0	0.00%	0
	02/01/21	R17-02C1.18-P-2704	STL County Water	Main	Replacement	1702	MADISON AVE 6" CI MB 4' PVC	0	0	0.00%	0
	02/01/21	R17-02C1.18-P-2705	STL County Water	Main	Replacement	1702	REALE AVE 12" CI MB 13' PVC	0	0	0.00%	0
	02/01/21	R17-02C1.18-P-2709	STL County Water	Main	Replacement	1702	JOYCE CT 6" CI MB 15' PVC	0	0	0.00%	0
	02/01/21	R17-02C1.18-P-2710	STL County Water	Main	Replacement	1702	DORSETT RD 8" CI MB 2' PVC	0	0	0.00%	0
	02/01/21	R17-02C1.18-P-2714	STL County Water	Main	Replacement	1702	CHERRY BUD CT 6" CI MB 2' PVC	0	0	0.00%	0
	02/01/21	R17-02C1.18-P-2717	STL County Water	Main	Replacement	1702	ALPINE DR 6" CI MB 8' PVC	0	0	0.00%	0
	02/01/21	R17-02C1.19-P-0009	STL County Water	Main	Replacement	1702	MCLARAN AVE 6" CI MB 4' PVC	0	0	0.00%	0
	02/01/21	R17-02C1.19-P-0011	STL County Water	Main	Replacement	1702	LILAC DR 6" CI MB 5' PVC	0	0	0.00%	0
	02/01/21	R17-02C1.19-P-0016	STL County Water	Main	Replacement	1702	HOWDERSHELL RD 12" CI MB 5' PVC	0	0	0.00%	0
	02/01/21	R17-02C1.19-P-0018	STL County Water	Main	Replacement	1702	N BALLAS RD 8" CI MB 5' PVC	0	0	1.56%	0
	02/01/21	R17-02C1.19-P-0026	STL County Water	Main	Replacement	1702	WALTON RD 20" CI MB 5' DI	0	0	0.00%	0
	02/01/21	R17-02C1.19-P-0030	STL County Water	Main	Replacement	1702	KINGSBURY BLVD 6" CI MB 8' PVC	0	0	1.56%	0
	02/01/21	R17-02C1.19-P-0035	STL County Water	Main	Replacement	1702	BARKER LN 6" CI MB 5' PVC	0	0	0.00%	0
	02/01/21	R17-02C1.19-P-0037	STL County Water	Main	Replacement	1702	FOREWAY DR 2" GV MB 6' PVC	0	0	0.00%	0
	02/01/21	R17-02C1.19-P-0041	STL County Water	Main	Replacement	1702	GREENHURST CT 6" CI MB 22' PVC	0	0	0.00%	0
	02/01/21	R17-02C1.19-P-0046	STL County Water	Main	Replacement	1702	ST VINCENT AVE 6" CI MB 5' PVC	0	0	0.00%	0
	02/01/21	R17-02C1.19-P-0051	STL County Water	Main	Replacement	1702	BEAUCAIRE DR 6" CI MB 2' PVC	0	0	0.00%	0
	02/01/21	R17-02C1.19-P-0069	STL County Water	Main	Replacement	1702	UNION RD 6" CI MB 6' PVC	0	0	0.00%	0
	02/01/21	R17-02C1.19-P-0070	STL County Water	Main	Replacement	1702	EDGECLIFFE DR 6" CI MB 5' PVC	0	0	0.00%	0
	02/01/21	R17-02C1.19-P-0083	STL County Water	Main	Replacement	1702	OLD MANOR DR 6" CI MB 3' PVC	0	0	0.00%	0
	02/01/21	R17-02C1.19-P-0090	STL County Water	Main	Replacement	1702	WALKER AVE 6" CI MB 4' PVC	0	0	0.00%	0
	02/01/21	R17-02C1.19-P-0099	STL County Water	Main	Replacement	1702	VALENCIA AVE 6" CI MB 6' PVC	0	(0)	0.00%	(0)
	02/01/21	R17-02C1.19-P-0106	STL County Water	Main	Replacement	1702	THEISS RD 8" CI MB 3.5' PVC	0	0	0.00%	0
	02/01/21	R17-02C1.19-P-0111	STL County Water	Main	Replacement	1702	MANCHESTER RD 6" CI MB 3' PVC	0	0	0.00%	0
	02/01/21	R17-02C1.19-P-0116	STL County Water	Main	Replacement	1702	MADISON AVE 6" CI MB 7' PVC	0	0	0.00%	0
	02/01/21	R17-02C1.19-P-0134	STL County Water	Main	Replacement	1702	MAPLEWOOD COMMONS DR 20" DI MB 2' D	0	0	0.00%	0
	02/01/21	R17-02C1.19-P-0145	STL County Water	Main	Replacement	1702	UNION RD 8" CI MB 4' PVC	0	0	0.00%	0
	02/01/21	R17-02C1.19-P-0148	STL County Water	Main	Replacement	1702	HIGH AIRE DR 6" CI MB 5' PVC	0	0	0.00%	0
	02/01/21	R17-02C1.19-P-0163	STL County Water	Main	Replacement	1702	LAKEVIEW AVE 6" CI MB 5' PVC	0	0	0.00%	0
	02/01/21	R17-02C1.19-P-0172	STL County Water	Main	Replacement	1702	RINGER RD 8" CI MB 3' PVC	0	0	0.00%	0
	02/01/21	R17-02C1.19-P-0177	STL County Water	Main	Replacement	1702	CAPITOL DR 6" CI MB 4' PVC	0	0	0.00%	0
	02/01/21	R17-02C1.19-P-0179	STL County Water	Main	Replacement	1702	MCLARAN AVE 6" CI MB 5' PVC	0	0	0.00%	0
	02/01/21	R17-02C1.19-P-0185	STL County Water	Main	Replacement	1702	THEISS RD 8" CI MB 2' PVC	0	0	1.56%	0
	02/01/21	R17-02C1.19-P-0190	STL County Water	Main	Replacement	1702	N MCKNIGHT RD 8" CI MB 3' PVC	0	0	0.00%	0
	02/01/21	R17-02C1.19-P-0191	STL County Water	Main	Replacement	1702	PAULINE PL 6" CI MB 11' PVC	0	0	0.00%	0
	02/01/21	R17-02C1.19-P-0194	STL County Water	Main	Replacement	1702	GLANDORE DR 6" CI MB 4' PVC	0	0	0.00%	0
	02/01/21	R17-02C1.19-P-0195	STL County Water	Main	Replacement	1702	MEYER ST 6" CI MB 7' PVC	0	0	0.00%	0
	02/01/21	R17-02C1.19-P-0196	STL County Water	Main	Replacement	1702	MACKENZIE RD 8" CI MB 6' PVC	0	0	1.56%	0
	02/01/21	R17-02C1.19-P-0197	STL County Water	Main	Replacement	1702	ST CHARLES ROCK RD 8" CI MB 4' PVC	0	0	0.00%	0
	02/01/21	R17-02C1.19-P-0202	STL County Water	Main	Replacement	1702	DUNN RD 8" CI MB 2' PVC	0	0	0.00%	0
	02/01/21	R17-02C1.19-P-0205	STL County Water	Main	Replacement	1702	HALLS FERRY RD 8" CI MB 6' PVC	0	0	0.00%	0
	02/01/21	R17-02C1.19-P-0232	STL County Water	Main	Replacement	1702	MAIN/VALVE AUG 12-18 2019	0	0	0.00%	0
	02/01/21	R17-02C1.20-P-0002	STL County Water	Main	Replacement	1702	MAIN/VALVE JAN 6-12 2020	46	1	1.39%	1
	02/01/21	R17-02C1.20-P-0003	STL County Water	Main	Replacement	1702	MAIN/VALVE JAN 13-19 2020	38	1	1.46%	1
	02/01/21	R17-02C1.20-P-0005	STL County Water	Main	Replacement	1702	MAIN/VALVE JAN 27 - FEB 2 2020	1,727	24	1.39%	24
	02/01/21	R17-02C1.20-P-0027	STL County Water	Main	Replacement	1702	MAIN/VALVE JUNE 22-28 2020	(3,780)	(52)	1.38%	(52)
	02/01/21	R17-02C1.20-P-0030	STL County Water	Main	Replacement	1702	MAIN/VALVE JULY 13-19 2020	51	1	1.23%	1
	02/01/21	R17-02C1.20-P-0031	STL County Water	Main	Replacement	1702	MAIN/VALVE JULY 20-26 2020	(2,417)	(33)	1.38%	(33)
	02/01/21	R17-02C1.20-P-0032	STL County Water	Main	Replacement	1702	MAIN/VALVE JULY 27 - AUG 2 2020	(1,126)	(16)	1.39%	(16)
	02/01/21	R17-02C1.20-P-0033	STL County Water	Main	Replacement	1702	MAIN/VALVE AUG 3-9 2020	51	1	1.15%	1
	02/01/21	R17-02C1.20-P-0034	STL County Water	Main	Replacement	1702	MAIN/VALVE AUG 10-16 2020	(3,780)	(53)	1.40%	(53)
	02/01/21	R17-02C1.20-P-0036	STL County Water	Main	Replacement	1702	MAIN/VALVE AUG 24-30 2020	(3,616)	(50)	1.39%	(50)
	02/01/21	R17-02C1.20-P-0039	STL County Water	Main	Replacement	1702	MAIN/VALVE SEP 7-13 2020	274	4	1.38%	4
	02/01/21	R17-02C1.20-P-0040	STL County Water	Main	Replacement	1702	MAIN/VALVE SEP 13-20 2020	117	2	1.36%	2
	02/01/21	R17-02C1.20-P-0041	STL County Water	Main	Replacement	1702	MAIN/VALVE SEP 21-27 2020	(1,125)	(16)	1.40%	(16)
	02/01/21	R17-02C1.20-P-0042	STL County Water	Main	Replacement	1702	MAIN/VALVE SEP 28 - OCT 4 2020	339	5	1.34%	5
	02/01/21	R17-02C1.20-P-0043	STL County Water	Main	Replacement	1702	MAIN/VALVE OCT 5-11 2020	4	0	0.67%	0
	02/01/21	R17-02C1.20-P-0044	STL County Water	Main	Replacement	1702	MAIN/VALVE OCT 12-18 2020	(6,309)	(88)	1.39%	(88)
	02/01/21	R17-02C1.20-P-0045	STL County Water	Main	Replacement	1702	MAIN/VALVE OCT 19-25 2020	4,183	58	1.39%	58
	02/01/21	R17-02C1.20-P-0046	STL County Water	Main	Replacement	1702	MAIN/VALVE OCT 26 - NOV 1 2020	647	9	1.40%	9
	02/01/21	R17-02C1.20-P-0047	STL County Water	Main	Replacement	1702	MAIN/VALVE NOV 2-8 2020	6,474	90	1.39%	90
	02/01/21	R17-02C1.20-P-0048	STL County Water	Main	Replacement	1702	MAIN/VALVE NOV 9-15 2020	177	2	1.38%	2
	02/01/21	R17-02C1.20-P-0049	STL County Water	Main	Replacement	1702	MAIN/VALVE NOV 16-22 2020	(3,025)	(42)	1.39%	(42)
	02/01/21	R17-02C1.20-P-0050	STL County Water	Main	Replacement	1702	MAIN/VALVE NOV 23-29 2020	911	13	1.39%	13
	02/01/21	R17-02C1.20-P-0051	STL County Water	Main	Replacement	1702	MAIN/VALVE NOV 30-DEC 6 2020	2,673	37	1.39%	37
	02/01/21	R17-02C1.20-P-0052	STL County Water	Main	Replacement	1702	MAIN/VALVE DEC 7-13 2020	10,475	146	1.39%	146
	02/01/21	R17-02C1.20-P-0053	STL County Water	Main	Replacement	1702	MAIN/VALVE DEC 14-20 2020	(21,660)	(301)	1.39%	(301)
	02/01/21	R17-02C1.20-P-0054	STL County Water	Main	Replacement	1702	MAIN/VALVE DEC 21-27 2020	(19,614)	(273)	1.39%	(273)
	02/01/21	R17-02C1.20-P-0055	STL County Water	Main	Replacement	1702	MAIN/VALVE DEC 28 2020 - JAN 3 2021	(18,947)	(264)	1.39%	(264)
	02/01/21	R17-02C1.21-P-0002	STL County Water	Main	Replacement	1702	MAIN/VALVE JAN 4-10 2021	(7,717)	(107)	1.39%	(107)
	02/01/21	R17-02C1.21-P-0003	STL County Water	Main	Replacement	1702	MAIN/VALVE JAN 11-17 2021	(88,209)	(1,226)	1.39%	(1,226)
	02/01/21	R17-02C1.21-P-0004	STL County Water	Main	Replacement	1702	MAIN/VALVE JAN 18-24 2021	(29,826)	(414)	1.39%	(414)
	02/01/21	R17-02C1.21-P-0005	STL County Water	Main	Replacement	1702	MAIN/VALVE JAN 25-31 2021	186,660	2,594	1.39%	2,594
	02/01/21	R17-02C1.21-P-0006	STL County Water	Main	Replacement	1702	MAIN/VALVE FEB 1-7 2021	271,361	3,772	1.39%	3,772
	02/01/21	R17-02C1.21-P-0007	STL County Water	Main	Replacement	1702	MAIN/VALVE FEB 8-14 2021	1,006,528	13,991	1.39%	13,991
	02/01/21	R17-02F1.20-P-0004	STL County Water	Hydrants	Replacement	1702	HYDRANT JAN 21-26 2020	0	(0)	0.00%	0
	02/01/21	R17-02F1.20-P-0043	STL County Water	Hydrants	Replacement	1702	HYDRANT OCT 5-11 2020	481	9	1.85%	9
	02/01/21	R17-02F1.20-P-0045	STL County Water	Hydrants	Replacement	1702	HYDRANT OCT 19-25 2020	246	5	1.85%	5
	02/01/21	R17-02F1.20-P-0049	STL County Water	Hydrants	Replacement	1702	HYDRANT NOV 16-22 2020	568	10	1.84%	10
	02/01/21	R17-02F1.20-P-0053	STL County Water	Hydrants	Replacement	1702	HYDRANT DEC 14-20 2020	1,441	27	1.85%	27
	02/01/21	R17-02F1.20-P-0053	STL County Water	Main	Replacement	1702	HYDRANT DEC 14-20 2020	284	4	1.39%	4
	02/01/21	R17-02F1.21-P-0002	STL County Water	Hydrants	Replacement	1702	HYDRANT JAN 4-10 2021	(1,877)	(35)	1.85%	(35)
	02/01/21	R17-02F1.21-P-0003	STL County Water	Hydrants	Replacement	1702	HYDRANT JAN 11-17 2021	(10,027)	(186)	1.85%	(186)
	02/01/21	R17-02F1.21-P-0004	STL County Water	Hydrants	Replacement	1702	HYDRANT JAN 18-24 2021	(9,452)	(175)	1.85%	(175)
	02/01/21	R17-02F1.21-P-0005	STL County Water	Hydrants	Replacement	1702	HYDRANT JAN 25-31 2021	44,278	819	1.85%	819
	02/01/21	R17-02F1.21-P-0006	STL County Water	Hydrants	Replacement	1702	HYDRANT FEB 1-7 2021	11,805	218	1.85%	218
	02/01/21	R17-02F1.21-P-0007	STL County Water	Hydrants	Replacement	1702	HYDRANT FEB 8-14 2021	6,314	117	1.85%	117
	02/01/21	R17-02F1.21-P-0008	STL County Water	Hydrants	Replacement	1702	HYDRANT FEB 15-21 2021	9,196	170	1.85%	170
	02/01/21	R17-02F2.20-P-0008	STL County Water	Hydrants	Replacement	(96)	MOSL_Retina_Inst_HBD-132_FH_RELO	(96)	(2)	1.85%	(2)
	02/01/21	R17-02F2.20-P-0009	STL County Water	Hydrants	Replacement	1702	MOSL_Page_at_Ferguson-FH-HPD-26_REL	4,320	80	1.85%	80
	02/01/21	R17-02G1.20-P-0001	STL County Water	Meters	Replacement	1702	Services and Laterals New - Blanket	(535,750)	(12,858)	2.40%	(12,858)
	02/01/21	R17-02G1.20-P-0001	STL County Water	Services	Replacement	1702	Services and Laterals New - Blanket	(805,355)	(23,516)	2.92%	(23,516)
	02/01/21	R17-02G1.21-P-0001	STL County Water	Meters	Replacement	1702	MOSL_Services and Laterals - New BI	700,183	16,804	2.40%	(16,804)
	02/01/21	R17-02G1.21-P-0001	STL County Water	Services	Replacement	1702	MOSL_Services and Laterals - New BI	1,050,274	30,668	2.92%	30,668
	02/01/21	R17-02J1.15-P-0003	STL County Water	Meters	Replacement	1702	AMI Meter DCU's	9,870	336	3.40%	336
	02/01/21	R17-02J1.19-P-0001	STL County Water	Meters	Replacement	1702	Meters Replaced Workorder	1,816	44	2.40%	44
	02/01/21	R17-02J1.20-P-0001	STL County Water	Meters	Replacement	1702	MOSL_Meters-Replaced-Blanket	71,209	1,709	2.40%	1,709
	02/01/21	R17-02J1.21-P-0001	STL County Water								

Missouri American Water Company  
 WSIRA 1 (January 2021 to July 2021) Eligible Projects  
 Replacements / Relocations

In Service	Date	Work Order	Tariff Group	Asset Type	Account	Profit Center	Work Order Description	Investment	Accum Dep	Depr Rate	Dep Exp
	02/01/21	R17-02Q1.20-P-0097	STL County Water	Treatment	Replacement	1702	CCP Filt. A6 & B7 WW Vlv & Act	558	12	2.18%	12
	02/01/21	R17-02Q1.20-P-0114	STL County Water	Pumping	Replacement	1702	CP3A: #4 HS Dis. Pipe after Check V	0	0	0.00%	0
	02/01/21	R17-02Q1.20-P-0129	STL County Water	Pumping	Replacement	1702	CCP:MagFlow Meters E5 #18#2 Sys Del	292	6	1.89%	6
	02/01/21	R17-02Q1.20-P-0132	STL County Water	Treatment	Replacement	1702	CCP: FP1 valve operator replacment	(9,606)	(209)	2.18%	(209)
	02/01/21	R17-02Q1.20-P-0171	STL County Water	Pumping	Replacement	1702	MOSI. DLCC PRDS Valley	0	0	0.00%	0
	02/01/21	R17-02Q1.20-P-0182	STL County Water	Pumping	Replacement	1702	CCP: FP2 WashWater Refill Pump Refu	315	6	1.89%	6
	02/01/21	R17-02Q1.20-P-0191	STL County Water	Pumping	Replacement	1702	CCP: Replace Low Lift 6 motor & con	16,658	315	1.89%	315
	02/01/21	R17-02Q1.20-P-0211	STL County Water	Pumping	Replacement	1702	SCP:# 7 Intake scour pump	11,003	208	1.89%	208
	02/01/21	R17-02Q1.20-P-0225	STL County Water	Pumping	Replacement	1702	MCP HS Pump Refurbishment	4,565	86	1.89%	86
	02/01/21	R17-03B1.20-P-0002	Other MO Water	Hydrants	Replacement	1703	MOSI_Lake_Sherman_2020LF_PVC	2	0	0.83%	0
	02/01/21	R17-03B1.20-P-0002	Other MO Water	Main	Replacement	1703	MOSI_Lake_Sherman_2020LF_PVC	30	0	1.40%	0
	02/01/21	R17-03B1.20-P-0002	Other MO Water	Services	Replacement	1703	MOSI_Lake_Sherman_2020LF_PVC	9	0	2.91%	0
	02/01/21	R17-03B1.20-P-0004	Other MO Water	Hydrants	Replacement	1703	MOSI_Elizabeth_Herrington_1935ft_PV	11	0	1.88%	0
	02/01/21	R17-03B1.20-P-0004	Other MO Water	Main	Replacement	1703	MOSI_Elizabeth_Herrington_1935ft_PV	173	2	1.39%	2
	02/01/21	R17-03B1.20-P-0004	Other MO Water	Services	Replacement	1703	MOSI_Elizabeth_Herrington_1935ft_PV	49	1	2.92%	1
	02/01/21	R17-03B1.20-P-0009	Other MO Water	Main	Replacement	1703	MOSI_Bethel_Rd_2350LF_2"PVC_Rpl	46	1	1.39%	1
	02/01/21	R17-03B1.20-P-0009	Other MO Water	Services	Replacement	1703	MOSI_Bethel_Rd_2350LF_2"PVC_Rpl	4	0	3.08%	0
	02/01/21	R17-03B1.21-P-0005	Other MO Water	Hydrants	Replacement	1703	MOSI_Powers_Dr_W Main Rpl PVC	19,879	368	1.85%	368
	02/01/21	R17-03B1.21-P-0005	Other MO Water	Main	Replacement	1703	MOSI_Powers_Dr_W Main Rpl PVC	164,993	2,293	1.39%	2,293
	02/01/21	R17-03B1.21-P-0005	Other MO Water	Services	Replacement	1703	MOSI_Powers_Dr_W Main Rpl PVC	9,939	290	2.92%	290
	02/01/21	R17-03B1.21-P-0006	Other MO Water	Hydrants	Replacement	1703	MOSI_Replace Sample Station	218	4	1.85%	4
	02/01/21	R17-03C1.19-P-0003	Other MO Water	Main	Replacement	1703	Charles_St_21st_to_22nd_16".main	0	0	0.00%	0
	02/01/21	R17-03C1.20-P-0001	Other MO Water	Main	Replacement	1703	MOSI_Mains-Unscheduled-Blanket	(564)	(8)	1.39%	(8)
	02/01/21	R17-03C1.21-P-0001	Other MO Water	Main	Replacement	1703	MOSI_Mains - Unscheduled-Blanket	94,963	1,320	2.39%	1,320
	02/01/21	R17-03F1.19-P-0001	Other MO Water	Hydrants	Replacement	1703	Hydr Valves and Manholes-Blanket	(126)	(2)	1.84%	(2)
	02/01/21	R17-03F1.20-P-0001	Other MO Water	Hydrants	Replacement	1703	MOSI_Hydrants Valves MnHls-Rep-Blan	873	16	1.85%	16
	02/01/21	R17-03F1.20-P-0002	Other MO Water	Hydrants	Replacement	1703	MOSI_FH_Replacement_Package	137,295	2,540	1.85%	2,540
	02/01/21	R17-03F1.21-P-0001	Other MO Water	Hydrants	Replacement	1703	MOSI_Hydrants Valves and Manholes-R	13,772	255	1.85%	255
	02/01/21	R17-03H1.19-P-0001	Other MO Water	Meters	Replacement	1703	Services and Laterals Repl-Blanket	(81)	(2)	2.40%	(2)
	02/01/21	R17-03H1.20-P-0001	Other MO Water	Meters	Replacement	1703	MOSI_Services and Laterals Rep-Blan	(1,175)	(28)	2.40%	(28)
	02/01/21	R17-03H1.20-P-0001	Other MO Water	Services	Replacement	1703	MOSI_Services and Laterals Rep-Blan	(88)	(3)	2.91%	(3)
	02/01/21	R17-03H1.21-P-0001	Other MO Water	Meters	Replacement	1703	MOSI_Services and Laterals - Rpl Bl	79,895	1,917	2.40%	1,917
	02/01/21	R17-03H1.21-P-0001	Other MO Water	Services	Replacement	1703	MOSI_Services and Laterals - Rpl Bl	28,302	826	2.92%	826
	02/01/21	R17-03J1.20-P-0001	Other MO Water	Meters	Replacement	1703	MOSI_Meters-Replaced-Blanket	202	5	2.40%	5
	02/01/21	R17-03J1.21-P-0001	Other MO Water	Meters	Replacement	1703	MOSI_Meters - Replaced Blanket	4,284	103	2.40%	103
	02/01/21	R17-03Q1.20-P-0021	Other MO Water	Pumping	Replacement	1703	MOSI_Agency_actuators/standpipe	48	1	3.05%	1
	02/01/21	R17-04B1.13-P-0002	Other MO Water	Main	Replacement	1704	MOPV_NWGateway&Vivion_8"PVC_85"	148	2	1.39%	2
	02/01/21	R17-04B1.20-P-0005	Other MO Water	Hydrants	Replacement	1704	MOPV Platte Woods Reliability Impr	113	2	1.85%	2
	02/01/21	R17-04B1.20-P-0005	Other MO Water	Main	Replacement	1704	MOPV Platte Woods Reliability Impr	1,341	19	1.39%	19
	02/01/21	R17-04B1.20-P-0005	Other MO Water	Services	Replacement	1704	MOPV Platte Woods Reliability Impr	129	4	2.93%	4
	02/01/21	R17-04B1.20-P-0006	Other MO Water	Hydrants	Replacement	1704	MOPV NW Prairie View Phase II	10	0	1.78%	0
	02/01/21	R17-04B1.20-P-0006	Other MO Water	Main	Replacement	1704	MOPV NW Prairie View Phase II	146	2	1.39%	2
	02/01/21	R17-04B1.20-P-0007	Other MO Water	Hydrants	Replacement	1704	MOPV NW 68 Terrace	2	0	2.02%	0
	02/01/21	R17-04B1.20-P-0007	Other MO Water	Main	Replacement	1704	MOPV NW 68 Terrace	44	1	1.40%	1
	02/01/21	R17-04B1.20-P-0007	Other MO Water	Services	Replacement	1704	MOPV NW 68 Terrace	2	0	2.83%	0
	02/01/21	R17-04C1.19-P-0001	Other MO Water	Main	Replacement	1704	Mains-Unscheduled-Blanket	0	0	0.00%	0
	02/01/21	R17-04C1.21-P-0001	Other MO Water	Main	Replacement	1704	MOPV_Mains - Unscheduled-Blanket	(20,126)	(280)	1.39%	(280)
	02/01/21	R17-04F1.21-P-0001	Other MO Water	Hydrants	Replacement	1704	MOPV_Hydrants Valves and Manholes-R	(3)	(0)	1.90%	(0)
	02/01/21	R17-04H1.21-P-0001	Other MO Water	Meters	Replacement	1704	MOPV_Services and Laterals - Rpl Bl	27,997	672	2.40%	672
	02/01/21	R17-04H1.21-P-0001	Other MO Water	Services	Replacement	1704	MOPV_Services and Laterals - Rpl Bl	13,998	409	2.92%	409
	02/01/21	R17-04H1.21-P-0001	Other MO Water	Meters	Replacement	1704	MOPV_Meters - Replaced Blanket	8,810	211	2.40%	211
	02/01/21	R17-04Q1.20-P-0002	Other MO Water	SCADA	Replacement	1704	Plant Scada Communication Devices	35	1	3.74%	1
	02/01/21	R17-06B1.19-P-0001	Other MO Water	Main	Replacement	1706	MOWB-Mains-Replaced / Restored-Blan	(61)	(1)	1.39%	(1)
	02/01/21	R17-06B1.20-P-0005	Other MO Water	Hydrants	Replacement	1706	Lawson Dr. Phase 2 8" DI	(5)	(0)	1.67%	(0)
	02/01/21	R17-06B1.20-P-0005	Other MO Water	Main	Replacement	1706	Lawson Dr. Phase 2 8" DI	(62)	(1)	1.38%	(1)
	02/01/21	R17-06B1.20-P-0007	Other MO Water	Services	Replacement	1706	Lawson Dr. Phase 2 8" DI	(14)	(0)	2.91%	(0)
	02/01/21	R17-06B1.20-P-0007	Other MO Water	Main	Replacement	1706	Zoll St Replacement 550" 8" DI	(0)	0	0.00%	0
	02/01/21	R17-06B1.20-P-0007	Other MO Water	Services	Replacement	1706	Zoll St Replacement 550" 8" DI	0	(0)	(100.00%)	(0)
	02/01/21	R17-06B1.20-P-0007	Other MO Water	Hydrants	Replacement	1706	Acorn DR. 480" DI pipe	(135)	(3)	1.86%	(3)
	02/01/21	R17-06B1.20-P-0008	Other MO Water	Main	Replacement	1706	Acorn DR. 480" DI pipe	(686)	(10)	1.39%	(10)
	02/01/21	R17-06B1.20-P-0008	Other MO Water	Services	Replacement	1706	Acorn DR. 480" DI pipe	(137)	(4)	2.92%	(4)
	02/01/21	R17-06B1.20-P-0009	Other MO Water	Hydrants	Replacement	1706	Acorn Dr. Phase 2 8" DI	310	6	1.85%	6
	02/01/21	R17-06B1.20-P-0009	Other MO Water	Main	Replacement	1706	Acorn Dr. Phase 2 8" DI	3,302	46	1.39%	46
	02/01/21	R17-06B1.20-P-0009	Other MO Water	Services	Replacement	1706	Acorn Dr. Phase 2 8" DI	940	27	2.92%	27
	02/01/21	R17-06C1.20-P-0001	Other MO Water	Main	Replacement	1706	MOWB-Mains-Unscheduled-Blanket	7,844	109	1.39%	109
	02/01/21	R17-06C1.21-P-0001	Other MO Water	Main	Replacement	1706	MOWB_Mains - Unscheduled-Blanket	39,713	552	1.39%	552
	02/01/21	R17-06F1.20-P-0001	Other MO Water	Hydrants	Replacement	1706	MOWB-Hydr Valves and MnHls-Repl-Bla	2,777	51	1.85%	51
	02/01/21	R17-06F1.21-P-0001	Other MO Water	Hydrants	Replacement	1706	MOWB_Hydrants Valves and Manholes-R	6,553	121	1.85%	121
	02/01/21	R17-06H1.20-P-0001	Other MO Water	Meters	Replacement	1706	MOWB_Services and Laterals-Repl-Bla	1,840	44	2.40%	44
	02/01/21	R17-06H1.20-P-0001	Other MO Water	Services	Replacement	1706	MOWB_Services and Laterals-Repl-Bla	(336)	(10)	2.92%	(10)
	02/01/21	R17-06H1.21-P-0001	Other MO Water	Meters	Replacement	1706	MOWB_Services and Laterals - Rpl Bl	19,685	472	2.40%	472
	02/01/21	R17-06H1.21-P-0001	Other MO Water	Services	Replacement	1706	MOWB_Services and Laterals - Rpl Bl	1,001	29	2.92%	29
	02/01/21	R17-06H1.21-P-0001	Other MO Water	Meters	Replacement	1706	MOWB_Meters - Replaced Blanket	86,291	2,071	2.40%	2,071
	02/01/21	R17-06Q1.20-P-0006	Other MO Water	Treatment	Replacement	1706	MOWB-Phosphate System Replacement	1,614	35	2.18%	35
	02/01/21	R17-08B1.20-P-0002	Other MO Water	Main	Replacement	1708	MOBR-N.Small_E.Broadwayway_250LF_8in_	(0)	0	0.00%	0
	02/01/21	R17-09B1.20-P-0002	Other MO Water	Hydrants	Replacement	1709	MOSC_Hwy K_24" Pipe Lining - Line a	(4)	(0)	2.11%	(0)
	02/01/21	R17-09B1.20-P-0002	Other MO Water	Main	Replacement	1709	MOSC_Hwy K_24" Pipe Lining - Line a	(120)	(2)	1.39%	(2)
	02/01/21	R17-09C1.20-P-0001	Other MO Water	Main	Replacement	1709	MOSC-Mains-Unscheduled-Blanket	960	13	1.39%	13
	02/01/21	R17-09C1.21-P-0001	Other MO Water	Main	Replacement	1709	MOSC_Mains - Unscheduled-Blanket	4,584	64	1.39%	64
	02/01/21	R17-09F1.20-P-0001	Other MO Water	Hydrants	Replacement	1709	MOSC_Hydr VlvS and MnHls-Repl-Blank	13	0	1.82%	0
	02/01/21	R17-09F1.21-P-0001	Other MO Water	Hydrants	Replacement	1709	MOSC_Hydrants Valves and Manholes-R	2,349	43	1.85%	43
	02/01/21	R17-09H1.20-P-0001	Other MO Water	Services	Replacement	1709	MOSC_Services and Laterals-Repl-Bla	167	5	2.91%	5
	02/01/21	R17-09H1.21-P-0001	Other MO Water	Services	Replacement	1709	MOSC_Services and Laterals - Rpl Bl	9,914	289	2.92%	289
	02/01/21	R17-09J1.20-P-0001	Other MO Water	Meters	Replacement	1709	MOSC-Meters-Replaced-Blanket	(1,500)	(36)	2.40%	(36)
	02/01/21	R17-09J1.21-P-0001	Other MO Water	Meters	Replacement	1709	MOSC_Meters - Replaced Blanket	107,963	2,591	2.40%	2,591
	02/01/21	R17-10B1.18-P-0004	Other MO Water	Hydrants	Replacement	1710	MOMX_12" Repl_NSRV_Vandiver	25	0	1.84%	0
	02/01/21	R17-10B1.18-P-0004	Other MO Water	Main	Replacement	1710	MOMX_12" Repl_NSRV_Vandiver	790	11	1.39%	11
	02/01/21	R17-10B1.20-P-0006	Other MO Water	Hydrants	Replacement	1710	MOMX_S Trinity_E Park_8" Main Replc	199	4	1.85%	4
	02/01/21	R17-10B1.20-P-0006	Other MO Water	Main	Replacement	1710	MOMX_S Trinity_E Park_8" Main Replc	3,547	49	1.39%	49
	02/01/21	R17-10B1.20-P-0006	Other MO Water	Services	Replacement	1710	MOMX_S Trinity_E Park_8" Main Replc	438	13	2.92%	13
	02/01/21	R17-10C1.20-P-0001	Other MO Water	Main	Replacement	1710	Mains-Unscheduled-Blanket	(1,613)	(22)	1.39%	(22)

Missouri American Water Company  
 WSIRA 1 (January 2021 to July 2021) Eligible Projects  
 Replacements / Relocations

In Service	Work Order	Tariff Group	Asset Type	Account	Profit Center	Work Order Description	Investment	Accum Dep	Depr Rate	Dep Exp
02/01/21	R17-11B1.20-P-0005	Other MO Water	Main	Replacement	1711	MOJP_Virginia Ave 8" 1350' DI	(0)	0	(50.00%)	0
02/01/21	R17-11B1.20-P-0005	Other MO Water	Services	Replacement	1711	MOJP_Virginia Ave 8" 1350' DI	0	0	0.00%	0
02/01/21	R17-11B1.20-P-0008	Other MO Water	Hydrants	Replacement	1711	Virginia Ave Phase 2 2200' 8" DI	(0)	(0)	0.00%	(0)
02/01/21	R17-11B1.20-P-0008	Other MO Water	Main	Replacement	1711	Virginia Ave Phase 2 2200' 8" DI	(0)	0	(50.00%)	0
02/01/21	R17-11B1.20-P-0008	Other MO Water	Services	Replacement	1711	Virginia Ave Phase 2 2200' 8" DI	0	0	0.00%	0
02/01/21	R17-11B1.20-P-0009	Other MO Water	Hydrants	Replacement	1711	14th St. Phase 1 1500' 12" DI	(515)	(10)	1.85%	(10)
02/01/21	R17-11B1.20-P-0009	Other MO Water	Main	Replacement	1711	14th St. Phase 1 1500' 12" DI	(2,378)	(33)	1.39%	(33)
02/01/21	R17-11B1.20-P-0009	Other MO Water	Services	Replacement	1711	14th St. Phase 1 1500' 12" DI	(485)	(14)	2.92%	(14)
02/01/21	R17-11B1.20-P-0010	Other MO Water	Hydrants	Replacement	1711	14th St Phase 2 1960' 12" DI	(1,444)	(27)	1.85%	(27)
02/01/21	R17-11B1.20-P-0010	Other MO Water	Main	Replacement	1711	14th St Phase 2 1960' 12" DI	(13,001)	(181)	1.39%	(181)
02/01/21	R17-11B1.20-P-0010	Other MO Water	Services	Replacement	1711	14th St Phase 2 1960' 12" DI	(3,112)	(91)	2.92%	(91)
02/01/21	R17-11B1.20-P-0012	Other MO Water	Main	Replacement	1711	13th & Mississippi 1000' 8" DI	(0)	0	0.00%	(0)
02/01/21	R17-11B1.20-P-0012	Other MO Water	Services	Replacement	1711	13th & Mississippi 1000' 8" DI	0	0	100.00%	0
02/01/21	R17-11B1.20-P-0013	Other MO Water	Hydrants	Replacement	1711	22nd & Highview 660' 8" PVC	(7,365)	(136)	1.85%	(136)
02/01/21	R17-11B1.20-P-0013	Other MO Water	Main	Replacement	1711	22nd & Highview 660' 8" PVC	(9,807)	(136)	1.39%	(136)
02/01/21	R17-11B1.20-P-0013	Other MO Water	Services	Replacement	1711	22nd & Highview 660' 8" PVC	(1,388)	(41)	2.92%	(41)
02/01/21	R17-11B1.20-P-0014	Other MO Water	Hydrants	Replacement	1711	7th & Club St 2800' 8" DI	(7,678)	(142)	1.85%	(142)
02/01/21	R17-11B1.20-P-0014	Other MO Water	Main	Replacement	1711	7th & Club St 2800' 8" DI	(15,359)	(213)	1.39%	(213)
02/01/21	R17-11B1.20-P-0014	Other MO Water	Services	Replacement	1711	7th & Club St 2800' 8" DI	(1,609)	(47)	2.92%	(47)
02/01/21	R17-11C1.19-P-0001	Other MO Water	Main	Replacement	1711	Mains Unscheduled-Blanket	(5,275)	(73)	1.39%	(73)
02/01/21	R17-11C1.20-P-0001	Other MO Water	Main	Replacement	1711	MOJP-Mains-Unscheduled Blanket	4,299	60	1.39%	60
02/01/21	R17-11C1.21-P-0001	Other MO Water	Main	Replacement	1711	MOJP_Mains - Unsheduled-Blanket	138,648	1,927	1.39%	1,927
02/01/21	R17-11F1.20-P-0001	Other MO Water	Hydrants	Replacement	1711	MOJP_Hydr Valves and Manholes-Blank	(43)	(1)	1.85%	(1)
02/01/21	R17-11F1.21-P-0001	Other MO Water	Hydrants	Replacement	1711	MOJP_Hydrants Valves and Manholes-R	6,789	126	1.85%	126
02/01/21	R17-11H1.18-P-0005	Other MO Water	Services	Replacement	1711	MOJP_Lead_Services_Replacement_4Q	0	0	0.00%	0
02/01/21	R17-11H1.19-P-0001	Other MO Water	Services	Replacement	1711	Services and Laterals Repl-Blanket	(1,512)	(44)	2.92%	(44)
02/01/21	R17-11H1.20-P-0001	Other MO Water	Services	Replacement	1711	MOJP_Services and Laterals-Repl-Bl	(256)	(7)	2.92%	(7)
02/01/21	R17-11H1.21-P-0001	Other MO Water	Services	Replacement	1711	MOJP_Replacement Services	32,627	953	2.92%	953
02/01/21	R17-11I1.20-P-0001	Other MO Water	Meters	Replacement	1711	MOJP_Meters-Replaced-Blanket	1,343	32	2.40%	32
02/01/21	R17-11I1.21-P-0001	Other MO Water	Meters	Replacement	1711	MOJP_Meters - Replaced Blanket	6,902	166	2.40%	166
02/01/21	R17-12B1.20-P-0007	Other MO Water	Hydrants	Replacement	1712	MOJC_Cottonwood_2nd_NorJc 8" Replac	118	2	1.85%	2
02/01/21	R17-12B1.20-P-0007	Other MO Water	Main	Replacement	1712	MOJC_Cottonwood_2nd_NorJc 8" Replac	2,241	31	1.39%	31
02/01/21	R17-12B1.20-P-0008	Other MO Water	Main	Replacement	1712	MOJC_Clay St_8" Replcmnt_W.Main to W	122	2	3.99%	2
02/01/21	R17-12B1.20-P-0008	Other MO Water	Services	Replacement	1712	MOJC_Clay St_8" Replcmnt_W.Main to W	7	0	2.92%	0
02/01/21	R17-12C1.20-P-0001	Other MO Water	Main	Replacement	1712	MOJC-Mains-Unsheduled Blanket	1,513	21	1.39%	21
02/01/21	R17-12C1.21-P-0001	Other MO Water	Main	Replacement	1712	MOJC_Mains - Unsheduled-Blanket	135,880	1,889	1.39%	1,889
02/01/21	R17-12F1.20-P-0001	Other MO Water	Hydrants	Replacement	1712	MOJC_Hydr Valves and Mnhls-Repl-Bl	144	3	1.86%	3
02/01/21	R17-12F1.21-P-0001	Other MO Water	Hydrants	Replacement	1712	MOJC_Hydrants Valves and Manholes-R	22,098	409	1.85%	409
02/01/21	R17-12G1.20-P-0001	Other MO Water	Services	Replacement	1712	MOJC_Services and Laterals-New-Blan	880	26	2.92%	26
02/01/21	R17-12G1.20-P-0003	Other MO Water	Services	Replacement	1712	MOJC_Monroe_St_Water_Service	9,429	275	2.92%	275
02/01/21	R17-12G1.21-P-0001	Other MO Water	Services	Replacement	1712	MOJC_Services and Laterals - New Bl	46,032	1,344	2.92%	1,344
02/01/21	R17-12J1.20-P-0001	Other MO Water	Meters	Replacement	1712	Meters-Replaced-Blanket	2,635	63	2.40%	63
02/01/21	R17-12J1.21-P-0001	Other MO Water	Meters	Replacement	1712	MOJC_Meters - Replaced Blanket	88,278	2,119	2.40%	2,119
02/01/21	R17-23B1.20-P-0002	Other MO Water	Main	Replacement	1723	MOWB_Warsaw Main Replacement Stonec	(0)	0	(50.00%)	0
02/01/21	R17-23B1.20-P-0002	Other MO Water	Services	Replacement	1723	MOWB_Warsaw Main Replacement Stonec	0	0	0.00%	0
02/01/21	R17-23B1.20-P-0004	Other MO Water	Main	Replacement	1723	Highline Dr 2" 700'	0	0	0.00%	0
02/01/21	R17-23B1.20-P-0004	Other MO Water	Services	Replacement	1723	Highline Dr 2" 700'	(0)	0	0.00%	0
02/01/21	R17-23H1.20-P-0001	Other MO Water	Services	Replacement	1723	Services and Laterals Repl - Blanke	314	9	2.92%	9
02/01/21	R17-24H1.20-P-0001	Other MO Water	Services	Replacement	1724	Services and Laterals - Repl - Blan	(7)	(0)	2.92%	(0)
02/01/21	R17-24H1.21-P-0001	Other MO Water	Services	Replacement	1724	MOMW_Services - Replaced Blanket	2,377	69	2.92%	69
02/01/21	R17-33B1.20-P-0003	Other MO Water	Hydrants	Replacement	1755	Fall Creek Rd Phase 2	0	0	0.00%	0
02/01/21	R17-33B1.20-P-0003	Other MO Water	Main	Replacement	1755	Fall Creek Rd Phase 2	(0)	(0)	100.00%	(0)
02/01/21	R17-33B1.20-P-0003	Other MO Water	Services	Replacement	1755	Fall Creek Rd Phase 2	0	0	0.00%	0
02/01/21	R17-33C1.19-P-0001	Other MO Water	Main	Replacement	1733	Blanket Workorder	0	0	0.00%	0
02/01/21	R17-41C1.21-P-0001	Other MO Water	Main	Replacement	1741	MORD_Mains - Unsheduled-Blanket	6,252	87	1.39%	87
02/01/21	R17-43B1.18-P-0003	Other MO Water	Hydrants	Replacement	1743	Hickory Hills Dist Upgrades Ph II	(32)	(1)	1.87%	(1)
02/01/21	R17-43B1.18-P-0003	Other MO Water	Main	Replacement	1743	Hickory Hills Dist Upgrades Ph II	(940)	(13)	1.39%	(13)
02/01/21	R17-43B1.18-P-0003	Other MO Water	Meters	Replacement	1743	Hickory Hills Dist Upgrades Ph II	(89)	(2)	2.40%	(2)
02/01/21	R17-43B1.18-P-0003	Other MO Water	Services	Replacement	1743	Hickory Hills Dist Upgrades Ph II	(351)	(10)	2.92%	(10)
02/01/21	R17-45C1.19-P-0001	Other MO Water	Main	Replacement	1745	Blanket Workorder	0	0	0.00%	0
02/01/21	R17-47C1.21-P-0001	Other MO Water	Main	Replacement	1747	MOWD_Mains - Unsheduled-Blanket	289	4	1.39%	4
02/01/21	R17-53B1.20-P-0002	Other MO Water	Main	Replacement	1753	MOLS-Nike_Base_Rd_8in_PVC_1100ft	298	4	1.39%	4
02/01/21	R17-53C1.21-P-0001	Other MO Water	Main	Replacement	1753	MOLS_Mains - Unsheduled-Blanket	39,782	553	1.39%	553
02/01/21	R17-53F1.21-P-0001	Other MO Water	Hydrants	Replacement	1753	MOLS_Hydrants Valves and Manholes-R	4,905	91	1.85%	91
02/01/21	R17-53H1.21-P-0001	Other MO Water	Meters	Replacement	1753	MOLS-Services - Replaced Blanket	34,068	818	2.40%	818
02/01/21	R17-53H1.21-P-0001	Other MO Water	Services	Replacement	1753	MOLS-Services - Replaced Blanket	8,013	234	2.92%	234
02/01/21	R17-53J1.19-P-0001	Other MO Water	Meters	Replacement	1753	Blanket Work Order - Meters Replace	1,244	30	2.40%	30
02/01/21	R17-55C1.20-P-0001	Other MO Water	Main	Replacement	1755	Mains Unsheduled Blanket	305	4	1.39%	4
02/01/21	R17-55C1.21-P-0001	Other MO Water	Main	Replacement	1755	MOBM_Mains - Unsheduled-Blanket	18,673	260	1.39%	260
02/01/21	R17-55H1.21-P-0001	Other MO Water	Services	Replacement	1755	MOBM_Services and Laterals-Rpl Blan	10,040	293	2.92%	293
02/01/21	R17-55J1.20-P-0001	Other MO Water	Meters	Replacement	1755	MOBMW_Meters Replaced-Blanket	1,764	42	2.40%	42
02/01/21	R17-55J1.21-P-0001	Other MO Water	Meters	Replacement	1755	MOBM_Meters - Replaced Blanket	29,074	698	2.40%	698
03/01/21	I17-020134-01	STL County Water	Pumping	Replacement	1702	CP A High Serv Switchgear & Station	133	2	1.89%	3
03/01/21	I17-020134-01	STL County Water	SCADA	Replacement	1702	CP A High Serv Switchgear & Station	18	1	5.76%	1
03/01/21	I17-110022-01	Other MO Water	SCADA	Replacement	1711	JOP-32nd_St_PS Upgrades	2,862	151	5.76%	165
03/01/21	I17-120007-01	Other MO Water	SCADA	Replacement	1712	JFC-WTP Clearwell & HSPS (A-4)	20	1	5.78%	1
03/01/21	I17-120011-01	Other MO Water	Hydrants	Replacement	1712	JFC-Schell_Ridge_Zone_Supply_Main	7	0	1.88%	0
03/01/21	I17-120013-01	Other MO Water	Hydrants	Replacement	1712	MOJC-Southwest Blvd_12" Main_Repl	1,389	24	1.85%	26
03/01/21	I17-120013-01	Other MO Water	Main	Replacement	1712	MOJC-Southwest Blvd_12" Main_Repl	23,053	294	1.39%	320
03/01/21	I17-120013-01	Other MO Water	Services	Replacement	1712	MOJC-Southwest Blvd_12" Main_Repl	2,778	74	2.92%	81
03/01/21	I17-330003-01	Other MO Water	SCADA	Replacement	1733	Tri States Well 6 & Storage Tank	0	0	0.00%	0
03/01/21	I17-550001-01	Other MO Water	SCADA	Replacement	1755	MOBM-Saddlebrooke_Booster_Station	(736)	(39)	5.76%	(42)
03/01/21	R17-01L1.20-P-0007	STL County Water	SCADA	Replacement	1702	STL CP Alarm Alert Upgrades	112	8	7.33%	8
03/01/21	R17-01L1.20-P-0008	Other MO Water	SCADA	Replacement	1712	JC WTP and SL Craig Rd Network & Ct	14,125	746	5.76%	814
03/01/21	R17-02B1.12-P-0043	STL County Water	Main	Replacement	1702	OBSL-Claiborne Pl E12-119 AS	1,400	18	1.39%	19
03/01/21	R17-02B1.15-P-0019	STL County Water	Main	Replacement	1702	Claiborne Pl - 450' - 6"PVC - OBSL	(1,400)	(18)	1.39%	(19)
03/01/21	R17-02B1.15-P-0212	STL County Water	Hydrants	Replacement	1702	Lakeshire_Dr_1280' 8" PVC_OBSL	687	12	1.85%	13
03/01/21	R17-02B1.15-P-0212	STL County Water	Main	Replacement	1702	Lakeshire_Dr_1280' 8" PVC_OBSL	14,689	187	1.39%	204
03/01/21	R17-02B1.15-P-0233	STL County Water	Hydrants	Replacement	1702	MOSL_Elise_Dr_1290' 8" PVC_OBSL	31	1	1.83%	1
03/01/21	R17-02B1.15-P-0233	STL County Water	Main	Replacement	1702	MOSL_Elise_Dr_1290' 8" PVC_OBSL	661	8	1.39%	9
03/01/21	R17-02B1.15-P-0233	STL County Water	Meters	Replacement	1702	MOSL_Elise_Dr_1290' 8" PVC_OBSL	0	0	0.00%	0
03/01/21	R17-02B1.15-P-0233	STL County Water	Services	Replacement	1702	MOSL_Elise_Dr_1290' 8" PVC_OBSL	0	0	0.00%	0
03/01/21	R17-02B1.17-P-0030	STL County Water	Main	Replacement	1702	MOSL_HOGHOLLOW_ABASIN_30" VALVE_OBS	131,098	1,670	1.39%	1,822
03/01/21	R17-02B1.18-P-0037	STL County Water	Hydrants	Replacement	1702	MOSL_REDMAN_AVE_P1_16" TRFLEX_2570'	15	0	1.88%	0
03/01/21	R17-02B1.18-P-0037	STL County Water	Main	Replacement	1702	MOSL_REDMAN_AVE_P1_16" TRFLEX_2570'	612	8	1.39%	9
03/01/21	R17-02B1.18-P-0055	STL County Water	Hydrants	Replacement	1702	MOSL-DUNN/PERSHALL_PH_2_20_DI-1650-	1	0	1.96%	0
03/01/21	R17-02B1.18-P-0055	STL County Water	Main	Replacement	1702	MOSL-DUNN/PERSHALL_PH_2_20_DI-1650-	13	0	1.36%	0
03/01/21	R17-02B1.19-P-0016	STL County Water	Hydrants	Replacement	1702	MOSL_MULLANPHY_RD_PH_1_3028" 12" RE	6	0	1.79%	0
03/01/21	R17-02B1.19-P-0016	STL County Water	Main	Replacement	1702	MOSL_MULLANPHY_RD_PH_1_3028" 12" RE	299	4	1.39%	4
03/01/21	R17-02B1.19-P-0017	STL County Water	Hydrants	Replacement	1702	MOSL_MULLANPHY_RD_PH1_2460_12" PVC	442	8	1.85%	8
03/01/21	R17-02B1.19-P-0017	STL County Water	Main	Replacement	1702	MOSL_MULLANPHY_RD_PH1_2460_12" PVC	23,636	301	1.39%	329
03/01/21	R17-02B1.19-P-0022	STL County Water	Hydrants	Replacement	1702	MOSL_LINDSAY_LN_2560" 12" PVC_PH 2	16	0	1.84%	0
03/01/21	R17-02B1.19-P-0022	STL County Water	Main	Replacement	1702	MOSL_LINDSAY_LN_2560" 12" PVC_PH 2	428	5	1.39%	6

Missouri American Water Company  
 WSIRA 1 (January 2021 to July 2021) Eligible Projects  
 Replacements / Relocations

In Service	Work Order	Tariff Group	Asset Type	Account	Profit Center	Work Order Description	Investment	Accum Dep	Depr Rate	Dep Exp
03/01/21	R17-02B1.19-P-0023	STL County Water	Hydrants	Replacement	1702	MOSL_LINDSAY_LN_1740_12".PVC_PH_3	1,077	18	1.85%	20
03/01/21	R17-02B1.19-P-0023	STL County Water	Main	Replacement	1702	MOSL_LINDSAY_LN_1740_12".PVC_PH_3	100,238	1,277	1.39%	1,393
03/01/21	R17-02B1.19-P-0028	STL County Water	Hydrants	Replacement	1702	MOSL_Big_Bend_Blvd_Ph1_16".3100".DI	2,390	41	1.85%	44
03/01/21	R17-02B1.19-P-0028	STL County Water	Main	Replacement	1702	MOSL_Big_Bend_Blvd_Ph1_16".3100".DI	18,332	234	1.39%	255
03/01/21	R17-02B1.19-P-0044	STL County Water	Hydrants	Replacement	1702	MOSL_OAK_AVE_8".PVC_1403".OBSL	2,513	43	1.85%	46
03/01/21	R17-02B1.19-P-0044	STL County Water	Main	Replacement	1702	MOSL_OAK_AVE_8".PVC_1403".OBSL	(2,513)	(32)	1.39%	(35)
03/01/21	R17-02B1.19-P-0053	STL County Water	Hydrants	Replacement	1702	MOSL_Big_Bend_Blvd_16".TRFlex_Ph2	2,416	41	1.85%	45
03/01/21	R17-02B1.19-P-0053	STL County Water	Main	Replacement	1702	MOSL_Big_Bend_Blvd_16".TRFlex_Ph2	9,892	126	1.39%	138
03/01/21	R17-02B1.19-P-0053	STL County Water	Meters	Replacement	1702	MOSL_Big_Bend_Blvd_16".TRFlex_Ph2	403	9	2.40%	10
03/01/21	R17-02B1.19-P-0053	STL County Water	Services	Replacement	1702	MOSL_Big_Bend_Blvd_16".TRFlex_Ph2	805	22	2.92%	24
03/01/21	R17-02B1.19-P-0074	STL County Water	Hydrants	Replacement	1702	MOSL_GLYN_CAGNY_PH1_12_PVC_3281_OBS	0	0	0.00%	0
03/01/21	R17-02B1.19-P-0074	STL County Water	Main	Replacement	1702	MOSL_GLYN_CAGNY_PH1_12_PVC_3281_OBS	0	0	0.00%	0
03/01/21	R17-02B1.19-P-0075	STL County Water	Hydrants	Replacement	1702	MOSL_GLYN_CAGNY_PH2_12_PVC_3281_OBS	0	0	0.00%	0
03/01/21	R17-02B1.19-P-0075	STL County Water	Main	Replacement	1702	MOSL_GLYN_CAGNY_PH2_12_PVC_3281_OBS	0	0	0.00%	0
03/01/21	R17-02B1.19-P-0077	STL County Water	Hydrants	Replacement	1702	MOSL_FOREST_PKY_8".PVC_989".OBSL	29	0	1.84%	1
03/01/21	R17-02B1.19-P-0077	STL County Water	Main	Replacement	1702	MOSL_FOREST_PKY_8".PVC_989".OBSL	276	4	1.39%	4
03/01/21	R17-02B1.19-P-0092	STL County Water	Hydrants	Replacement	1702	MOSL_HIGHLAND_RIDGE_DR_8".PVC_2200_	27	0	1.86%	1
03/01/21	R17-02B1.19-P-0092	STL County Water	Main	Replacement	1702	MOSL_HIGHLAND_RIDGE_DR_8".PVC_2200_	379	5	1.39%	5
03/01/21	R17-02B1.19-P-0098	STL County Water	Hydrants	Replacement	1702	MOSL_NANCY_PL_8".PVC_OBSL	(171)	(3)	1.85%	(3)
03/01/21	R17-02B1.19-P-0098	STL County Water	Main	Replacement	1702	MOSL_NANCY_PL_8".PVC_OBSL	(4,280)	(55)	1.39%	(60)
03/01/21	R17-02B1.19-P-0098	STL County Water	Meters	Replacement	1702	MOSL_NANCY_PL_8".PVC_OBSL	(0)	0	0.00%	0
03/01/21	R17-02B1.19-P-0098	STL County Water	Services	Replacement	1702	MOSL_NANCY_PL_8".PVC_OBSL	(0)	0	0.00%	0
03/01/21	R17-02B1.19-P-0109	STL County Water	Hydrants	Replacement	1702	MOSL_BRAEBURN_DR_8".PVC_1225".OBSL	26	0	1.83%	0
03/01/21	R17-02B1.19-P-0109	STL County Water	Main	Replacement	1702	MOSL_BRAEBURN_DR_8".PVC_1225".OBSL	279	4	1.39%	4
03/01/21	R17-02B1.19-P-0110	STL County Water	Hydrants	Replacement	1702	MOSL_CELLA_RD_8".PVC_1850".OBSL	26	0	1.84%	0
03/01/21	R17-02B1.19-P-0110	STL County Water	Main	Replacement	1702	MOSL_CELLA_RD_8".PVC_1850".OBSL	482	6	1.39%	7
03/01/21	R17-02B1.19-P-0136	STL County Water	Hydrants	Replacement	1702	MOSL_EDDIE_N_PARK_RD_PH1_16_DI_1650	(95)	(2)	1.85%	(2)
03/01/21	R17-02B1.19-P-0136	STL County Water	Main	Replacement	1702	MOSL_EDDIE_N_PARK_RD_PH1_16_DI_1650	(3,311)	(42)	1.39%	(46)
03/01/21	R17-02B1.20-P-0003	STL County Water	Hydrants	Replacement	1702	MOSL_CARONDELET_AVE_12".DI_445".OBS	3,074	52	1.85%	57
03/01/21	R17-02B1.20-P-0003	STL County Water	Main	Replacement	1702	MOSL_CARONDELET_AVE_12".DI_445".OBS	11,988	153	1.39%	167
03/01/21	R17-02B1.20-P-0024	STL County Water	Hydrants	Replacement	1702	MOSL_DUNN/PERSHALL_PH1-20".DI_2060'	653	11	1.85%	12
03/01/21	R17-02B1.20-P-0024	STL County Water	Main	Replacement	1702	MOSL_DUNN/PERSHALL_PH1-20".DI_2060'	15,314	195	1.39%	213
03/01/21	R17-02B1.20-P-0024	STL County Water	Meters	Replacement	1702	MOSL_DUNN/PERSHALL_PH1-20".DI_2060'	24	1	2.38%	1
03/01/21	R17-02B1.20-P-0024	STL County Water	Services	Replacement	1702	MOSL_DUNN/PERSHALL_PH1-20".DI_2060'	0	0	9.09%	0
03/01/21	R17-02B1.20-P-0027	STL County Water	Hydrants	Replacement	1702	MOSL_CLAYMONT_EST_DR_16".TRFLX_5466	247	4	1.85%	5
03/01/21	R17-02B1.20-P-0027	STL County Water	Main	Replacement	1702	MOSL_CLAYMONT_EST_DR_16".TRFLX_5466	15,730	200	1.39%	219
03/01/21	R17-02B1.20-P-0028	STL County Water	Hydrants	Replacement	1702	MOSL_CLAYMONT_EST_DR_16".TRFLX_5466	1,951	33	1.85%	36
03/01/21	R17-02B1.20-P-0028	STL County Water	Main	Replacement	1702	MOSL_CLAYMONT_EST_DR_16".TRFLX_5466	65,165	830	1.39%	906
03/01/21	R17-02B1.20-P-0048	STL County Water	Hydrants	Replacement	1702	MOSL_DUNN/BELLE_CIR_16".TRFLX_925"	7	0	1.78%	0
03/01/21	R17-02B1.20-P-0048	STL County Water	Main	Replacement	1702	MOSL_DUNN/BELLE_CIR_16".TRFLX_925"	469	6	1.39%	7
03/01/21	R17-02B1.20-P-0065	STL County Water	Hydrants	Replacement	1702	MOSL_FOREWAY_DR_1219".8".PVC_OBSL	591	10	1.85%	11
03/01/21	R17-02B1.20-P-0065	STL County Water	Main	Replacement	1702	MOSL_FOREWAY_DR_1219".8".PVC_OBSL	14,706	187	1.39%	204
03/01/21	R17-02B1.20-P-0081	STL County Water	Hydrants	Replacement	1702	MOSL_MARBROOKE_LN_440".8".REPL	432	7	1.85%	8
03/01/21	R17-02B1.20-P-0081	STL County Water	Main	Replacement	1702	MOSL_MARBROOKE_LN_440".8".REPL	5,238	67	1.39%	73
03/01/21	R17-02B2.17-P-0008	STL County Water	Hydrants	Replacement	1702	MOSL_ARCH_TERRACE_1300".8".PVC_OBS	587	10	1.85%	11
03/01/21	R17-02B2.17-P-0008	STL County Water	Main	Replacement	1702	MOSL_ARCH_TERRACE_1300".8".PVC_OBS	8,715	111	1.39%	121
03/01/21	R17-02B2.17-P-0008	STL County Water	Meters	Replacement	1702	MOSL_ARCH_TERRACE_1300".8".PVC_OBS	(0)	0	0.00%	0
03/01/21	R17-02B2.17-P-0008	STL County Water	Services	Replacement	1702	MOSL_ARCH_TERRACE_1300".8".PVC_OBS	(0)	0	0.00%	0
03/01/21	R17-02B2.17-P-0010	STL County Water	Hydrants	Replacement	1702	MOSL_MOORLANDS_DR_PH1_975".8".PVC_	0	0	0.00%	0
03/01/21	R17-02B2.17-P-0010	STL County Water	Main	Replacement	1702	MOSL_MOORLANDS_DR_PH1_975".8".PVC_	0	0	0.00%	0
03/01/21	R17-02B2.18-P-0014	STL County Water	Hydrants	Replacement	1702	MOSL_HELEN_AVE_875".12".PVC_OBSL	(721)	(9)	1.39%	(10)
03/01/21	R17-02B2.18-P-0098	STL County Water	Hydrants	Replacement	1702	MOSL_LINDBERGH_DR_750".8".PVC_OBSL	842	14	1.85%	16
03/01/21	R17-02B2.18-P-0098	STL County Water	Main	Replacement	1702	MOSL_LINDBERGH_DR_750".8".PVC_OBSL	9,549	122	1.39%	133
03/01/21	R17-02B2.18-P-0099	STL County Water	Hydrants	Replacement	1702	MOSL_WEAVER_AVE_1354".12".PVC_OBSL	506	9	1.85%	9
03/01/21	R17-02B2.18-P-0099	STL County Water	Main	Replacement	1702	MOSL_WEAVER_AVE_1354".12".PVC_OBSL	11,477	146	1.39%	160
03/01/21	R17-02B2.18-P-0100	STL County Water	Hydrants	Replacement	1702	MOSL_ALICIA_AVE_1319".8".PVC_OBSL	(2,321)	(39)	1.85%	(43)
03/01/21	R17-02B2.18-P-0100	STL County Water	Main	Replacement	1702	MOSL_ALICIA_AVE_1319".8".PVC_OBSL	(36,433)	(464)	1.39%	(506)
03/01/21	R17-02B2.19-P-0050	STL County Water	Hydrants	Replacement	1702	MOSL_MURPHY_AVE_8".PVC_380".OBSL	(13,059)	(221)	1.85%	(242)
03/01/21	R17-02B2.19-P-0050	STL County Water	Main	Replacement	1702	MOSL_MURPHY_AVE_8".PVC_380".OBSL	13,059	166	1.39%	182
03/01/21	R17-02B2.19-P-0122	STL County Water	Hydrants	Replacement	1702	MOSL_ROXTON_DR_8".PVC_1940".OBSL	423	7	1.85%	8
03/01/21	R17-02B2.19-P-0122	STL County Water	Main	Replacement	1702	MOSL_ROXTON_DR_8".PVC_1940".OBSL	8,297	106	1.39%	115
03/01/21	R17-02B2.19-P-0147	STL County Water	Hydrants	Replacement	1702	MOSL_PINETREE_LN_770".8".PVC_OBSL	0	0	0.00%	0
03/01/21	R17-02B2.19-P-0147	STL County Water	Main	Replacement	1702	MOSL_PINETREE_LN_770".8".PVC_OBSL	0	0	0.00%	0
03/01/21	R17-02B2.19-P-0152	STL County Water	Hydrants	Replacement	1702	MOSL_ST_GEORGES_PL_8".PVC_1200".OBS	(0)	0	0.64%	(0)
03/01/21	R17-02B2.19-P-0153	STL County Water	Hydrants	Replacement	1702	MOSL_COLEBROOK_DR_8".PVC_300".OBSL	29	0	1.85%	1
03/01/21	R17-02B2.19-P-0153	STL County Water	Main	Replacement	1702	MOSL_COLEBROOK_DR_8".PVC_300".OBSL	276	4	1.39%	4
03/01/21	R17-02B2.19-P-0154	STL County Water	Hydrants	Replacement	1702	MOSL_CORMAR_DR_8".PVC_1200".OBSL	(460)	(8)	1.85%	(9)
03/01/21	R17-02B2.19-P-0154	STL County Water	Main	Replacement	1702	MOSL_CORMAR_DR_8".PVC_1200".OBSL	(11,811)	(150)	1.39%	(164)
03/01/21	R17-02B2.19-P-0155	STL County Water	Hydrants	Replacement	1702	MOSL_ZEISS_AVE_8".PVC_1190".OBSL	(272)	(5)	1.85%	(5)
03/01/21	R17-02B2.19-P-0155	STL County Water	Main	Replacement	1702	MOSL_ZEISS_AVE_8".PVC_1190".OBSL	(7,233)	(92)	1.39%	(101)
03/01/21	R17-02B2.19-P-0156	STL County Water	Hydrants	Replacement	1702	MOSL_E_GLENDALE_RD_PH1_8".PVC_1895'	3,740	63	1.85%	69
03/01/21	R17-02B2.19-P-0156	STL County Water	Main	Replacement	1702	MOSL_E_GLENDALE_RD_PH1_8".PVC_1895'	203,481	2,593	1.39%	2,828
03/01/21	R17-02B2.19-P-0157	STL County Water	Hydrants	Replacement	1702	MOSL_E_GLENDALE_RD_PH2_8".PVC_1455'	11,266	191	1.85%	208
03/01/21	R17-02B2.19-P-0157	STL County Water	Main	Replacement	1702	MOSL_E_GLENDALE_RD_PH2_8".PVC_1455'	235,891	3,006	1.39%	3,279
03/01/21	R17-02B2.19-P-0159	STL County Water	Hydrants	Replacement	1702	MOSL_PARDELLA_AVE_8".PVC_2600".OBSL	(37)	(1)	1.86%	(1)
03/01/21	R17-02B2.19-P-0159	STL County Water	Main	Replacement	1702	MOSL_PARDELLA_AVE_8".PVC_2600".OBSL	(856)	(11)	1.39%	(12)
03/01/21	R17-02B2.19-P-0159	STL County Water	Meters	Replacement	1702	MOSL_PARDELLA_AVE_8".PVC_2600".OBSL	0	0	0.00%	0
03/01/21	R17-02B2.19-P-0159	STL County Water	Services	Replacement	1702	MOSL_PARDELLA_AVE_8".PVC_2600".OBSL	0	0	0.00%	0
03/01/21	R17-02B2.19-P-0161	STL County Water	Hydrants	Replacement	1702	MOSL_GOETZ_AVE_8".PVC_1200".OBSL	0	0	0.00%	0
03/01/21	R17-02B2.19-P-0161	STL County Water	Main	Replacement	1702	MOSL_GOETZ_AVE_8".PVC_1200".OBSL	0	0	0.00%	0
03/01/21	R17-02B2.19-P-0170	STL County Water	Hydrants	Replacement	1702	MOSL_LAGRO_AVE_8".PVC_700".OBSL	0	0	0.00%	0
03/01/21	R17-02B2.19-P-0179	STL County Water	Hydrants	Replacement	1702	MOSL_BRAEMAR_DR_8".PVC_440".OBSL	18	0	1.85%	0
03/01/21	R17-02B2.19-P-0179	STL County Water	Main	Replacement	1702	MOSL_BRAEMAR_DR_8".PVC_440".OBSL	233	3	1.39%	3
03/01/21	R17-02B2.19-P-0180	STL County Water	Hydrants	Replacement	1702	MOSL_DUNKLED_DR_8".PVC_750".OBSL	8,991	152	1.85%	166
03/01/21	R17-02B2.19-P-0180	STL County Water	Main	Replacement	1702	MOSL_DUNKLED_DR_8".PVC_750".OBSL	74,821	953	1.39%	1,040
03/01/21	R17-02B2.19-P-0181	STL County Water	Hydrants	Replacement	1702	MOSL_GLEN_GARRY_RD_8".PVC_2525".OBS	4,627	78	1.85%	86
03/01/21	R17-02B2.19-P-0181	STL County Water	Main	Replacement	1702	MOSL_GLEN_GARRY_RD_8".PVC_2525".OBS	111,670	1,423	1.39%	1,552
03/01/21	R17-02B2.19-P-0182	STL County Water	Hydrants	Replacement	1702	MOSL_MOIDART_CIR_6".PVC_430".OBSL	549	9	1.85%	10
03/01/21										



Missouri American Water Company  
 WSIRA 1 (January 2021 to July 2021) Eligible Projects  
 Replacements / Relocations

In Service	Date	Work Order	Tariff Group	Asset Type	Account	Profit Center	Work Order Description	Investment	Accum Dep	Depr Rate	Dep Exp
	03/01/21	R17-02B2.19-P-0228	STL County Water	Main	Replacement	1702	MOSL_OVERBROOK_DR_8" PVC_800'_OBSL	38,411	489	1.39%	534
	03/01/21	R17-02B2.19-P-0228	STL County Water	Meters	Replacement	1702	MOSL_OVERBROOK_DR_8" PVC_800'_OBSL	0	0	0.00%	0
	03/01/21	R17-02B2.19-P-0228	STL County Water	Services	Replacement	1702	MOSL_OVERBROOK_DR_8" PVC_800'_OBSL	(347)	(9)	2.92%	(10)
	03/01/21	R17-02B2.19-P-0253	STL County Water	Main	Replacement	1702	MOSL_GLEN_OWEN_DR_8" PVC_900'_OBSL	0	(0)	0.00%	(0)
	03/01/21	R17-02B2.19-P-0254	STL County Water	Hydrants	Replacement	1702	MOSL_WINDWARD_CT_8" PVC_630'_OBSL	(3,275)	(56)	1.85%	(61)
	03/01/21	R17-02B2.19-P-0254	STL County Water	Main	Replacement	1702	MOSL_WINDWARD_CT_8" PVC_630'_OBSL	3,275	42	1.39%	46
	03/01/21	R17-02B2.19-P-0259	STL County Water	Hydrants	Replacement	1702	MOSL_WALDORF_DR_8" PVC_1763'_OBSL	0	0	0.00%	0
	03/01/21	R17-02B2.19-P-0259	STL County Water	Main	Replacement	1702	MOSL_WALDORF_DR_8" PVC_1763'_OBSL	0	0	0.00%	0
	03/01/21	R17-02B2.19-P-0276	STL County Water	Main	Replacement	1702	MOSL_CROWN_POINT_DR_8" PVC_480'_OBSL	(811)	(10)	1.39%	(11)
	03/01/21	R17-02B2.19-P-0278	STL County Water	Hydrants	Replacement	1702	MOSL_CENTRAL_AVE_8" PVC_1525'_OBSL	0	0	0.00%	0
	03/01/21	R17-02B2.19-P-0278	STL County Water	Main	Replacement	1702	MOSL_CENTRAL_AVE_8" PVC_1525'_OBSL	0	0	0.00%	0
	03/01/21	R17-02B2.19-P-0297	STL County Water	Hydrants	Replacement	1702	MOSL_GUTHRIE_AVE_12" PVC_1900'_OBSL	1,621	27	1.85%	30
	03/01/21	R17-02B2.19-P-0297	STL County Water	Main	Replacement	1702	MOSL_GUTHRIE_AVE_12" PVC_1900'_OBSL	44,189	563	1.39%	614
	03/01/21	R17-02B2.19-P-0328	STL County Water	Hydrants	Replacement	1702	MOSL_MCNULTY_DR_8" PVC_870'_OBSL	1,161	20	2.85%	21
	03/01/21	R17-02B2.19-P-0328	STL County Water	Main	Replacement	1702	MOSL_MCNULTY_DR_8" PVC_870'_OBSL	14,798	189	1.39%	206
	03/01/21	R17-02B2.19-P-0337	STL County Water	Hydrants	Replacement	1702	MOSL_ELMGROVE_AVE_8" PVC_1140'_OBSL	(0)	(0)	0.00%	(0)
	03/01/21	R17-02B2.19-P-0337	STL County Water	Main	Replacement	1702	MOSL_ELMGROVE_AVE_8" PVC_1140'_OBSL	0	(0)	0.00%	0
	03/01/21	R17-02B2.19-P-0337	STL County Water	Meters	Replacement	1702	MOSL_ELMGROVE_AVE_8" PVC_1140'_OBSL	0	0	0.00%	0
	03/01/21	R17-02B2.19-P-0337	STL County Water	Services	Replacement	1702	MOSL_ELMGROVE_AVE_8" PVC_1140'_OBSL	(0)	0	0.00%	0
	03/01/21	R17-02B2.19-P-0339	STL County Water	Hydrants	Replacement	1702	MOSL_ELMGROVE_AVE_8" PVC_1247'_OBSL	0	0	0.00%	0
	03/01/21	R17-02B2.19-P-0339	STL County Water	Main	Replacement	1702	MOSL_ELMGROVE_AVE_8" PVC_1247'_OBSL	(0)	(0)	0.00%	0
	03/01/21	R17-02B2.19-P-0339	STL County Water	Meters	Replacement	1702	MOSL_ELMGROVE_AVE_8" PVC_1247'_OBSL	0	0	0.00%	0
	03/01/21	R17-02B2.19-P-0339	STL County Water	Services	Replacement	1702	MOSL_ELMGROVE_AVE_8" PVC_1247'_OBSL	0	0	0.00%	0
	03/01/21	R17-02B2.19-P-0376	STL County Water	Hydrants	Replacement	1702	MOSL_PALM_RIDGE_CT_8" PVC_698'_OBSL	0	0	0.00%	0
	03/01/21	R17-02B2.19-P-0376	STL County Water	Main	Replacement	1702	MOSL_PALM_RIDGE_CT_8" PVC_698'_OBSL	0	0	0.00%	0
	03/01/21	R17-02B2.19-P-0382	STL County Water	Hydrants	Replacement	1702	MOSL_BIG_BEND_BLDV_8" PVC_2050'_OBSL	0	0	0.00%	0
	03/01/21	R17-02B2.19-P-0382	STL County Water	Main	Replacement	1702	MOSL_BIG_BEND_BLDV_8" PVC_2050'_OBSL	0	0	0.00%	0
	03/01/21	R17-02B2.19-P-0383	STL County Water	Hydrants	Replacement	1702	MOSL_LAND_O_LAKES_DR_8" PVC_1332'_OB	0	0	0.00%	0
	03/01/21	R17-02B2.19-P-0383	STL County Water	Main	Replacement	1702	MOSL_LAND_O_LAKES_DR_8" PVC_1332'_OB	0	0	0.00%	0
	03/01/21	R17-02B2.19-P-0396	STL County Water	Hydrants	Replacement	1702	MOSL_S_ROLAND_BLDV_8" PVC_1400'_OBS	933	16	1.85%	17
	03/01/21	R17-02B2.19-P-0396	STL County Water	Main	Replacement	1702	MOSL_S_ROLAND_BLDV_8" PVC_1400'_OBS	71,238	908	1.39%	990
	03/01/21	R17-02B2.19-P-0396	STL County Water	Meters	Replacement	1702	MOSL_S_ROLAND_BLDV_8" PVC_1400'_OBS	0	0	0.00%	0
	03/01/21	R17-02B2.19-P-0396	STL County Water	Services	Replacement	1702	MOSL_S_ROLAND_BLDV_8" PVC_1400'_OBS	0	0	0.00%	0
	03/01/21	R17-02B2.19-P-0416	STL County Water	Hydrants	Replacement	1702	MOSL_HUNTINGTON_DR_8" PVC_1320'_OBS	340	6	1.85%	6
	03/01/21	R17-02B2.19-P-0416	STL County Water	Main	Replacement	1702	MOSL_HUNTINGTON_DR_8" PVC_1320'_OBS	15,555	198	1.39%	216
	03/01/21	R17-02B2.19-P-0416	STL County Water	Meters	Replacement	1702	MOSL_HUNTINGTON_DR_8" PVC_1320'_OBS	0	0	0.00%	0
	03/01/21	R17-02B2.19-P-0416	STL County Water	Services	Replacement	1702	MOSL_HUNTINGTON_DR_8" PVC_1320'_OBS	0	0	0.00%	0
	03/01/21	R17-02B2.19-P-0432	STL County Water	Hydrants	Replacement	1702	MOSL_OLD_JAMEST_RD_P3_12" PVC_1700'	1,214	21	1.85%	22
	03/01/21	R17-02B2.19-P-0432	STL County Water	Main	Replacement	1702	MOSL_OLD_JAMEST_RD_P3_12" PVC_1700'	19,719	251	1.39%	274
	03/01/21	R17-02B2.19-P-0433	STL County Water	Hydrants	Replacement	1702	MOSL_OLD_JAMEST_RD_P4_12" PVC_2500'	891	15	1.85%	16
	03/01/21	R17-02B2.19-P-0433	STL County Water	Main	Replacement	1702	MOSL_OLD_JAMEST_RD_P4_12" PVC_2500'	31,343	399	1.39%	436
	03/01/21	R17-02B2.19-P-0444	STL County Water	Hydrants	Replacement	1702	MOSL_ROSS_AVE_8" PVC_1800'_OBSL	2	0	2.16%	0
	03/01/21	R17-02B2.19-P-0444	STL County Water	Main	Replacement	1702	MOSL_ROSS_AVE_8" PVC_1800'_OBSL	122	2	1.40%	2
	03/01/21	R17-02B2.19-P-0488	STL County Water	Hydrants	Replacement	1702	MOSL_VORHOF_DR_P1_12" PVC_1050'_OBS	0	0	0.00%	0
	03/01/21	R17-02B2.19-P-0488	STL County Water	Main	Replacement	1702	MOSL_VORHOF_DR_P1_12" PVC_1050'_OBS	0	0	0.00%	0
	03/01/21	R17-02B2.19-P-0488	STL County Water	Meters	Replacement	1702	MOSL_VORHOF_DR_P1_12" PVC_1050'_OBS	0	0	0.00%	0
	03/01/21	R17-02B2.19-P-0488	STL County Water	Services	Replacement	1702	MOSL_VORHOF_DR_P1_12" PVC_1050'_OBS	0	0	0.00%	0
	03/01/21	R17-02B2.19-P-0489	STL County Water	Hydrants	Replacement	1702	MOSL_VORHOF_DR_P2_12" PVC_1300'_OBS	12	0	1.86%	0
	03/01/21	R17-02B2.19-P-0489	STL County Water	Main	Replacement	1702	MOSL_VORHOF_DR_P2_12" PVC_1300'_OBS	598	8	1.39%	8
	03/01/21	R17-02B2.19-P-0490	STL County Water	Hydrants	Replacement	1702	MOSL_VORHOF_DR_P3_12" PVC_1300'_OBS	53	1	1.84%	1
	03/01/21	R17-02B2.19-P-0490	STL County Water	Main	Replacement	1702	MOSL_VORHOF_DR_P3_12" PVC_1300'_OBS	1,166	15	1.39%	16
	03/01/21	R17-02B2.19-P-0507	STL County Water	Hydrants	Replacement	1702	MOSL_BROWN_RD_PH1_12" PVC_1275'_OB	724	12	1.85%	13
	03/01/21	R17-02B2.19-P-0507	STL County Water	Main	Replacement	1702	MOSL_BROWN_RD_PH1_12" PVC_1275'_OB	33,190	423	1.39%	461
	03/01/21	R17-02B2.19-P-0508	STL County Water	Hydrants	Replacement	1702	MOSL_BROWN_RD_PH2_12" PVC_1235'_OB	219	4	1.85%	4
	03/01/21	R17-02B2.19-P-0508	STL County Water	Main	Replacement	1702	MOSL_BROWN_RD_PH2_12" PVC_1235'_OB	9,665	123	1.39%	134
	03/01/21	R17-02B2.19-P-0509	STL County Water	Hydrants	Replacement	1702	MOSL_BROWN_RD_PH3_12" PVC_1660'_OB	2,478	1	1.86%	1
	03/01/21	R17-02B2.19-P-0509	STL County Water	Main	Replacement	1702	MOSL_BROWN_RD_PH3_12" PVC_1660'_OB	2,370	30	1.39%	33
	03/01/21	R17-02B2.20-P-0059	STL County Water	Hydrants	Replacement	1702	MOSL_WASHINGTON_AVE_12" PVC_2575'_O	6,693	114	1.85%	124
	03/01/21	R17-02B2.20-P-0059	STL County Water	Main	Replacement	1702	MOSL_WASHINGTON_AVE_12" PVC_2575'_O	276,679	3,525	1.39%	3,846
	03/01/21	R17-02B2.20-P-0060	STL County Water	Hydrants	Replacement	1702	MOSL_VASSAR_AVE_8" PVC_800'_OBSL	0	0	0.00%	0
	03/01/21	R17-02B2.20-P-0060	STL County Water	Main	Replacement	1702	MOSL_VASSAR_AVE_8" PVC_800'_OBSL	0	0	0.00%	0
	03/01/21	R17-02B2.20-P-0081	STL County Water	Hydrants	Replacement	1702	MOSL_NEW_HALLS_FERRY_RD_12_HDPE_750	6	0	1.86%	0
	03/01/21	R17-02B2.20-P-0081	STL County Water	Main	Replacement	1702	MOSL_NEW_HALLS_FERRY_RD_12_HDPE_750	806	10	1.39%	11
	03/01/21	R17-02B2.20-P-0114	STL County Water	Hydrants	Replacement	1702	MOSL_LILBURN_PARK_RD_8" DI_1100'_OB	452	8	1.85%	8
	03/01/21	R17-02B2.20-P-0114	STL County Water	Main	Replacement	1702	MOSL_LILBURN_PARK_RD_8" DI_1100'_OB	5,035	64	1.39%	70
	03/01/21	R17-02C1.19-P-0232	STL County Water	Main	Replacement	1702	MAIN/VALVE AUG 12-18 2019	4,352	55	1.39%	60
	03/01/21	R17-02C1.19-P-0241	STL County Water	Main	Replacement	1702	MAIN/VALVE SEP 30-OCT 6 2019	(168)	(2)	1.43%	(2)
	03/01/21	R17-02C1.19-P-0246	STL County Water	Main	Replacement	1702	MAIN/VALVE OCT 28-NOV 3 2019	(168)	(2)	1.44%	(2)
	03/01/21	R17-02C1.19-P-0247	STL County Water	Main	Replacement	1702	MAIN/VALVE NOV 4-10 2019	0	(0)	1.12%	0
	03/01/21	R17-02C1.19-P-0248	STL County Water	Main	Replacement	1702	MAIN/VALVE NOV 11-17 2019	(420)	(5)	1.41%	(6)
	03/01/21	R17-02C1.19-P-0253	STL County Water	Main	Replacement	1702	MAIN/VALVE DEC 16-22 2019	(420)	(5)	1.37%	(6)
	03/01/21	R17-02C1.20-P-0005	STL County Water	Main	Replacement	1702	MAIN/VALVE JAN 27 - FEB 2 2020	84	1	1.57%	1
	03/01/21	R17-02C1.20-P-0012	STL County Water	Main	Replacement	1702	MAIN/VALVE MAR 9-15 2020	(420)	(5)	1.38%	(6)
	03/01/21	R17-02C1.20-P-0026	STL County Water	Main	Replacement	1702	MAIN/VALVE JUNE 15-21 2020	(2,887)	(37)	1.39%	(40)
	03/01/21	R17-02C1.20-P-0027	STL County Water	Main	Replacement	1702	MAIN/VALVE JUNE 22-28 2020	0	0	0.00%	0
	03/01/21	R17-02C1.20-P-0030	STL County Water	Main	Replacement	1702	MAIN/VALVE JULY 13-19 2020	127	2	1.55%	2
	03/01/21	R17-02C1.20-P-0031	STL County Water	Main	Replacement	1702	MAIN/VALVE JULY 20-26 2020	136	2	1.43%	2
	03/01/21	R17-02C1.20-P-0032	STL County Water	Main	Replacement	1702	MAIN/VALVE JULY 27 - AUG 2 2020	193	3	1.44%	3
	03/01/21	R17-02C1.20-P-0033	STL County Water	Main	Replacement	1702	MAIN/VALVE AUG 3-9 2020	0	0	0.00%	0
	03/01/21	R17-02C1.20-P-0036	STL County Water	Main	Replacement	1702	MAIN/VALVE AUG 24-30 2020	(840)	(11)	1.40%	(12)
	03/01/21	R17-02C1.20-P-0039	STL County Water	Main	Replacement	1702	MAIN/VALVE SEP 7-13 2020	165	2	1.32%	2
	03/01/21	R17-02C1.20-P-0040	STL County Water	Main	Replacement	1702	MAIN/VALVE SEP 13-20 2020	1,359	17	1.39%	19
	03/01/21	R17-02C1.20-P-0041	STL County Water	Main	Replacement	1702	MAIN/VALVE SEP 21-27 2020	1,733	22	1.39%	24
	03/01/21	R17-02C1.20-P-0042	STL County Water	Main	Replacement	1702	MAIN/VALVE SEP 28 - OCT 4 2020	0	(0)	1.56%	0
	03/01/21	R17-02C1.20-P-0043	STL County Water	Main	Replacement	1702	MAIN/VALVE OCT 5-11 2020	233	3	1.40%	3
	03/01/21	R17-02C1.20-P-0044	STL County Water	Main	Replacement	1702	MAIN/VALVE OCT 12-18 2020	2,140	27	1.39%	30
	03/01/21	R17-02C1.20-P-									

Missouri American Water Company  
 WSIRA 1 (January 2021 to July 2021) Eligible Projects  
 Replacements / Relocations

In Service	Date	Work Order	Tariff Group	Asset Type	Account	Profit Center	Work Order Description	Investment	Accum Dep	Depr Rate	Dep Exp
	03/01/21	R17-02C1.21-P-0008	STL County Water	Main	Replacement	1702	MAIN/VALVE FEB 15-21 2021	1,381,165	17,598	1.39%	19,198
	03/01/21	R17-02C1.21-P-0009	STL County Water	Main	Replacement	1702	MAIN/VALVE FEB 22-28 2021	659,632	8,405	1.39%	9,169
	03/01/21	R17-02C1.21-P-0010	STL County Water	Main	Replacement	1702	MAIN/VALVE MAR 1-7 2021	411,573	5,244	1.39%	5,721
	03/01/21	R17-02C1.21-P-0011	STL County Water	Main	Replacement	1702	MAIN/VALVE MAR 8-14 2021	356,038	4,536	1.39%	4,949
	03/01/21	R17-02C1.21-P-0012	STL County Water	Main	Replacement	1702	MAIN/VALVE MAR 15-21 2021	219,450	2,796	1.39%	3,050
	03/01/21	R17-02C1.21-P-0013	STL County Water	Main	Replacement	1702	MAIN/VALVE MAR 22-28	50,558	644	1.39%	703
	03/01/21	R17-02F1.20-P-0004	STL County Water	Hydrants	Replacement	1702	HYDRANT JAN 21-26 2020	(3,649)	(62)	1.85%	(68)
	03/01/21	R17-02F1.20-P-0029	STL County Water	Hydrants	Replacement	1702	HYDRANT JULY 6-12 2020	654	11	1.85%	12
	03/01/21	R17-02F1.20-P-0045	STL County Water	Hydrants	Replacement	1702	HYDRANT OCT 19-25 2020	0	0	0.00%	0
	03/01/21	R17-02F1.20-P-0049	STL County Water	Hydrants	Replacement	1702	HYDRANT NOV 16-22 2020	(1,276)	(22)	1.85%	(24)
	03/01/21	R17-02F1.20-P-0050	STL County Water	Hydrants	Replacement	1702	HYDRANT NOV 23-29 2020	1,564	27	1.85%	29
	03/01/21	R17-02F1.20-P-0052	STL County Water	Hydrants	Replacement	1702	HYDRANT DEC 7-13 2020	434	7	1.85%	8
	03/01/21	R17-02F1.20-P-0053	STL County Water	Hydrants	Replacement	1702	HYDRANT DEC 14-20 2020	(0)	0	0.00%	0
	03/01/21	R17-02F1.20-P-0053	STL County Water	Main	Replacement	0	HYDRANT DEC 14-20 2020	0	0	(100.00%)	(0)
	03/01/21	R17-02F1.20-P-0055	STL County Water	Hydrants	Replacement	1702	HYDRANT DEC 28 2020 - JAN 3 2021	0	0	0.00%	0
	03/01/21	R17-02F1.21-P-0002	STL County Water	Hydrants	Replacement	1702	HYDRANT JAN 4-10 2021	933	16	1.85%	17
	03/01/21	R17-02F1.21-P-0003	STL County Water	Hydrants	Replacement	1702	HYDRANT JAN 11-17 2021	(5,004)	(85)	1.85%	(93)
	03/01/21	R17-02F1.21-P-0004	STL County Water	Hydrants	Replacement	1702	HYDRANT JAN 18-24 2021	50	1	1.87%	1
	03/01/21	R17-02F1.21-P-0005	STL County Water	Hydrants	Replacement	1702	HYDRANT JAN 25-31 2021	2,950	50	1.85%	55
	03/01/21	R17-02F1.21-P-0006	STL County Water	Hydrants	Replacement	1702	HYDRANT FEB 1-7 2021	108	2	1.85%	2
	03/01/21	R17-02F1.21-P-0007	STL County Water	Hydrants	Replacement	1702	HYDRANT FEB 8-14 2021	(1,826)	(31)	1.85%	(34)
	03/01/21	R17-02F1.21-P-0008	STL County Water	Hydrants	Replacement	1702	HYDRANT FEB 15-21 2021	229	4	1.85%	4
	03/01/21	R17-02F1.21-P-0009	STL County Water	Hydrants	Replacement	1702	HYDRANT FEB 22-28 2021	13,497	229	1.85%	250
	03/01/21	R17-02F1.21-P-0010	STL County Water	Hydrants	Replacement	1702	HYDRANT MAR 1-7 2021	13,764	233	1.85%	255
	03/01/21	R17-02F1.21-P-0011	STL County Water	Hydrants	Replacement	1702	HYDRANT MAR 8-14 2021	10,351	176	1.85%	191
	03/01/21	R17-02F1.21-P-0012	STL County Water	Hydrants	Replacement	1702	HYDRANT MAR 15-21 2021	45,603	773	1.85%	844
	03/01/21	R17-02F1.21-P-0013	STL County Water	Hydrants	Replacement	1702	HYDRANT MAR 22-28 2021	12,245	208	1.85%	227
	03/01/21	R17-02F2.20-P-0008	STL County Water	Hydrants	Replacement	1702	MOSL_Retina_Inst_HBD-132_FH_RELO	113	2	1.85%	2
	03/01/21	R17-02F2.21-P-0002	STL County Water	Hydrants	Replacement	1702	MOSL_Springdale_Ave_FH-HBK-86-RELO	24,091	409	1.85%	446
	03/01/21	R17-02F2.21-P-0003	STL County Water	Hydrants	Replacement	1702	MOSL-St_Charles_Rock_Rd_FH-HBT-581-	20,018	339	1.85%	370
	03/01/21	R17-02F2.21-P-0003	STL County Water	Main	Replacement	1702	MOSL-St_Charles_Rock_Rd_FH-HBT-581-	2,164	28	1.39%	30
	03/01/21	R17-02G1.20-P-0001	STL County Water	Meters	Replacement	1702	Services and Laterals New - Blanket	440,346	9,688	2.40%	10,568
	03/01/21	R17-02G1.20-P-0001	STL County Water	Services	Replacement	1702	Services and Laterals New - Blanket	319,133	8,542	2.92%	9,319
	03/01/21	R17-02G1.21-P-0001	STL County Water	Meters	Replacement	1702	MOSL_Services and Laterals - New BI	2,807,330	50,761	2.40%	55,376
	03/01/21	R17-02G1.21-P-0001	STL County Water	Services	Replacement	1702	MOSL_Services and Laterals - New BI	802,981	21,493	2.92%	23,447
	03/01/21	R17-02G1.21-P-0002	STL County Water	Services	Replacement	1702	STL_Svc_Line_CIA_C January	9,682	259	2.92%	283
	03/01/21	R17-02J1.15-P-0003	STL County Water	Meters	Replacement	1702	AMI Meter DCU's	16,904	527	3.40%	575
	03/01/21	R17-02J1.19-P-0001	STL County Water	Meters	Replacement	1702	Meters Replaced Workorder	(485)	(11)	2.40%	(12)
	03/01/21	R17-02J1.20-P-0001	STL County Water	Meters	Replacement	1702	MOSL_Meters-Replaced-Blanket	204,356	4,496	2.40%	4,905
	03/01/21	R17-02J1.21-P-0001	STL County Water	Meters	Replacement	1702	MOSL_Meters - Replaced Blanket	510,760	11,237	2.40%	12,258
	03/01/21	R17-02J2.19-P-0001	STL County Water	Meters	Replacement	1702	Blanket Work Order	(748)	(16)	2.40%	(18)
	03/01/21	R17-02Q1.20-P-0050	STL County Water	Treatment	Replacement	1702	NCP-Reslurry pumps replacement	0	0	0.00%	0
	03/01/21	R17-02Q1.20-P-0083	STL County Water	Treatment	Replacement	1702	CCP: Lime Slurry Scrubber Auger Rep	1,654	33	2.18%	36
	03/01/21	R17-02Q1.20-P-0129	STL County Water	Pumping	Replacement	1702	CCP:MagFlow Meters ES #1&#2 Sys Del	1,882	33	1.89%	36
	03/01/21	R17-02Q1.20-P-0132	STL County Water	Treatment	Replacement	1702	CCP: FP1 valve operator replacement	11,379	227	2.18%	248
	03/01/21	R17-02Q1.20-P-0179	STL County Water	Treatment	Replacement	1702	CCP:FP filter effluent valve operat	0	0	0.00%	0
	03/01/21	R17-02Q1.20-P-0191	STL County Water	Pumping	Replacement	1702	CCP: Replace Low Lift 6 motor & con	3,196	55	1.89%	60
	03/01/21	R17-03B1.19-P-0010	Other MO Water	Main	Replacement	1703	MOSI_31st_Jules_6_PVC_1295'_RPL	112,285	1,431	1.39%	1,561
	03/01/21	R17-03B1.19-P-0010	Other MO Water	Services	Replacement	1703	MOSI_31st_Jules_6_PVC_1295'_RPL	9,981	267	2.92%	291
	03/01/21	R17-03B1.20-P-0002	Other MO Water	Hydrants	Replacement	1703	MOSI_Lake_Sherman_2020LF_PVC	84	1	1.85%	2
	03/01/21	R17-03B1.20-P-0002	Other MO Water	Main	Replacement	1703	MOSI_Lake_Sherman_2020LF_PVC	1,540	20	1.39%	21
	03/01/21	R17-03B1.20-P-0002	Other MO Water	Services	Replacement	1703	MOSI_Lake_Sherman_2020LF_PVC	443	12	2.92%	13
	03/01/21	R17-03B1.20-P-0004	Other MO Water	Hydrants	Replacement	1703	MOSI_Elizabeth_Herrington_1935ft_PV	36	1	1.84%	1
	03/01/21	R17-03B1.20-P-0004	Other MO Water	Main	Replacement	1703	MOSI_Elizabeth_Herrington_1935ft_PV	582	7	1.39%	8
	03/01/21	R17-03B1.20-P-0004	Other MO Water	Services	Replacement	1703	MOSI_Elizabeth_Herrington_1935ft_PV	163	4	2.92%	5
	03/01/21	R17-03B1.21-P-0005	Other MO Water	Hydrants	Replacement	1703	MOSI_Powers_Dr_W Main Rpl PVC	(7,080)	(120)	1.85%	(131)
	03/01/21	R17-03B1.21-P-0005	Other MO Water	Main	Replacement	1703	MOSI_Powers_Dr_W Main Rpl PVC	(58,765)	(749)	1.39%	(817)
	03/01/21	R17-03B1.21-P-0005	Other MO Water	Services	Replacement	1703	MOSI_Powers_Dr_W Main Rpl PVC	(3,540)	(95)	2.92%	(103)
	03/01/21	R17-03B1.21-P-0006	Other MO Water	Hydrants	Replacement	1703	MOSI_Replace Sample Station	(3,178)	(54)	1.85%	(59)
	03/01/21	R17-03C1.20-P-0001	Other MO Water	Main	Replacement	1703	MOSI_Mains-Unscheduled-Blanket	(172,494)	(2,198)	1.39%	(2,398)
	03/01/21	R17-03C1.21-P-0001	Other MO Water	Main	Replacement	1703	MOSI_Mains - Unsheduled-Blanket	194,310	2,476	1.39%	2,701
	03/01/21	R17-03F1.19-P-0001	Other MO Water	Hydrants	Replacement	1703	Hydr Valves and Manholes-Blanket	256	4	1.86%	5
	03/01/21	R17-03F1.21-P-0001	Other MO Water	Hydrants	Replacement	1703	MOSI_Hydrants Valves and Manholes-R	62,815	1,065	1.85%	1,162
	03/01/21	R17-03H1.20-P-0001	Other MO Water	Meters	Replacement	1703	MOSI_Services and Laterals Rep-Blan	(338)	(7)	2.41%	(8)
	03/01/21	R17-03H1.20-P-0001	Other MO Water	Services	Replacement	1703	MOSI_Services and Laterals Rep-Blan	(201)	(5)	2.92%	(6)
	03/01/21	R17-03H1.21-P-0001	Other MO Water	Meters	Replacement	1703	MOSI_Services and Laterals - Rpl BI	119,628	2,632	2.40%	2,871
	03/01/21	R17-03H1.21-P-0001	Other MO Water	Services	Replacement	1703	MOSI_Services and Laterals - Rpl BI	34,253	917	2.92%	1,000
	03/01/21	R17-03J1.20-P-0001	Other MO Water	Meters	Replacement	1703	MOSI_Meters-Replaced-Blanket	1,526	34	2.40%	37
	03/01/21	R17-03J1.21-P-0001	Other MO Water	Meters	Replacement	1703	MOSI_Meters - Replaced Blanket	43,478	957	2.40%	1,043
	03/01/21	R17-03Q1.20-P-0024	Other MO Water	Pumping	Replacement	1703	MOSI_chemical transfer pump	0	0	0.00%	0
	03/01/21	R17-03Q1.21-P-0003	Other MO Water	Pumping	Replacement	1703	MOSI_#5 circulator pump	6,813	405	6.48%	442
	03/01/21	R17-03Q1.21-P-0007	Other MO Water	Pumping	Replacement	1703	MOSI_Phosphate pump	5,874	349	6.48%	381
	03/01/21	R17-04C1.21-P-0001	Other MO Water	Main	Replacement	1704	MOPV_Mains - Unsheduled-Blanket	27,902	356	1.39%	388
	03/01/21	R17-04F1.21-P-0001	Other MO Water	Hydrants	Replacement	1704	MOPV_Hydrants Valves and Manholes-R	3,171	54	1.85%	59
	03/01/21	R17-04H1.21-P-0001	Other MO Water	Meters	Replacement	1704	MOPV_Services and Laterals - Rpl BI	15,837	348	2.40%	380
	03/01/21	R17-04H1.21-P-0001	Other MO Water	Services	Replacement	1704	MOPV_Services and Laterals - Rpl BI	15,837	424	2.92%	462
	03/01/21	R17-04I1.21-P-0001	Other MO Water	Meters	Replacement	1704	MOPV_Meters - Replaced Blanket	1,405	31	2.40%	34
	03/01/21	R17-06C1.20-P-0001	Other MO Water	Main	Replacement	1706	MOWB-Mains-Unsheduled-Blanket	691	9	1.39%	10
	03/01/21	R17-06C1.21-P-0001	Other MO Water	Main	Replacement	1706	MOWB_Mains - Unsheduled-Blanket	19,241	245	1.39%	267
	03/01/21	R17-06F1.20-P-0001	Other MO Water	Hydrants	Replacement	1706	MOWB-Hydr Valves and MnHls-Repl-Bla	0	0	0.00%	0
	03/01/21	R17-06F1.21-P-0001	Other MO Water	Hydrants	Replacement	1706	MOWB_Hydrants Valves and Manholes-R	6,867	116	1.85%	127
	03/01/21	R17-06H1.20-P-0001	Other MO Water	Meters	Replacement	1706	MOWB_Services and Laterals-Repl-Bla	0	0	0.00%	0
	03/01/21	R17-06H1.21-P-0001	Other MO Water	Meters	Replacement	1706	MOWB_Services and Laterals - Rpl BI	18,185	400	2.40%	436
	03/01/21	R17-06H1.21-P-0001	Other MO Water	Services	Replacement	1706	MOWB_Services and Laterals - Rpl BI	17,102	458	2.92%	499
	03/01/21	R17-06J1.21-P-0001	Other MO Water	Meters	Replacement	1706	MOWB_Meters - Replaced Blanket	850	19	2.40%	20
	03/01/21	R17-06Q1.20-P-0006	Other MO Water	Treatment	Replacement	1706	MOWB-Phosphate System Replacement	(19)	(0)	2.16%	(0)
	03/01/21	R17-08J1.21-P-0001	Other MO Water	Hydrants	Replacement	1708	MOBR_Meters - Replaced Blanket	3,374	74	2.40%	81
	03/01/21	R17-09B1.20-P-0002	Other MO Water	Hydrants	Replacement	1709	MOSC_Hwy K_24" Pipe Lining - Line a	7	0	1.81%	0
	03/01/21	R17-09B1.20-P-0002	Other MO Water	Main	Replacement	1709	MOSC_Hwy K_24" Pipe Lining - Line a	210	3	1.89%	3
	03/01/21	R17-09C1.20-P-0001	Other MO Water	Main	Replacement	1709	MOSC-Mains-Unsheduled-Blanket	2,854	36	1.39%	40
	03/01/21	R17-09C1.21-P-0001	Other MO Water	Main	Replacement	1709	MOSC_Mains - Unsheduled-Blanket	11,377	145	1.39%	158
	03/01/21	R17-09C1.21-P-0002	Other MO Water	Main	Replacement	1709	MOSC_Mains - 8" Rpl-Salt Lick_at_Fo	521	7	1.39%	7
	03/01/21	R17-09F1.21-P-0001	Other MO Water	Hydrants	Replacement	1709	MOSC_Hydrants Valves and Manholes-R	5,740	97	1.85%	106
	03/01/21	R17-09H1.20-P-0001	Other MO Water	Services	Replacement	1709	MOSC_Services and Laterals-Repl-Bla	22,202	594	2.92%	648
	03/01/21	R17-09H1.21-P-0001	Other MO Water	Services	Replacement	1709	MOSC_Services and Laterals - Rpl BI	6,460	173	2.92%	189
	03/01/21	R17-09J1.20-P-0001	Other MO Water	Meters	Replacement	1709	MOSC-Meters-Replaced-Blanket	8,470	186	2.40%	203
	03/01/21	R17-09J1.21-P-0001	Other MO Water	Meters	Replacement	1709	MOSC_Meters - Replaced Blanket	8,037	177	2.40%	193
	03/01/21	R17-10C1.21-P-0001	Other MO Water	Main	Replacement	1710	MOMX_Mains - Unsheduled-Blanket	116,729	1,487	1.39%	1,623
</											

Missouri American Water Company  
 WSIRA 1 (January 2021 to July 2021) Eligible Projects  
 Replacements / Relocations

In Service	Date	Work Order	Tariff Group	Asset Type	Account	Profit Center	Work Order Description	Investment	Accum Dep	Depr Rate	Dep Exp
	03/01/21	R17-11B1.20-P-0011	Other MO Water	Main	Replacement	1711	44th & Main St 900' 8" DI	4,128	53	1.39%	57
	03/01/21	R17-11B1.20-P-0011	Other MO Water	Services	Replacement	1711	44th & Main St 900' 8" DI	3,841	103	2.92%	112
	03/01/21	R17-11B1.20-P-0012	Other MO Water	Main	Replacement	1711	13th & Mississippi 1000' 8" DI	0	0	0.00%	0
	03/01/21	R17-11B1.20-P-0013	Other MO Water	Hydrants	Replacement	1711	22nd & Highview 660' 8" PVC	(0)	0	0.00%	0
	03/01/21	R17-11B1.20-P-0013	Other MO Water	Main	Replacement	1711	22nd & Highview 660' 8" PVC	(0)	0	0.00%	0
	03/01/21	R17-11B1.20-P-0014	Other MO Water	Hydrants	Replacement	1711	7th & Club St 2800' 8" DI	(10,202)	(173)	1.85%	(189)
	03/01/21	R17-11B1.20-P-0014	Other MO Water	Main	Replacement	1711	7th & Club St 2800' 8" DI	(20,408)	(260)	1.39%	(284)
	03/01/21	R17-11B1.20-P-0014	Other MO Water	Services	Replacement	1711	7th & Club St 2800' 8" DI	(2,138)	(57)	2.92%	(62)
	03/01/21	R17-11C1.20-P-0001	Other MO Water	Main	Replacement	1711	MOJP-Mains-Unscheduled Blanket	(7,858)	(100)	1.39%	(109)
	03/01/21	R17-11C1.21-P-0001	Other MO Water	Main	Replacement	1711	MOJP_Mains - Unscheduled-Blanket	116,344	1,482	1.39%	1,617
	03/01/21	R17-11F1.20-P-0001	Other MO Water	Hydrants	Replacement	1711	MOJP_Hydr Valves and Manholes-Blank	(1,757)	(30)	1.85%	(33)
	03/01/21	R17-11F1.21-P-0001	Other MO Water	Hydrants	Replacement	1711	MOJP_Hydrants Valves and Manholes-R	5,967	101	1.85%	110
	03/01/21	R17-11F1.21-P-0001	Other MO Water	Main	Replacement	1711	MOJP_Hydrants Valves and Manholes-R	3,904	50	1.39%	54
	03/01/21	R17-11H1.20-P-0001	Other MO Water	Services	Replacement	1711	MOJP_Services and Laterals-Repl-Bla	(18,067)	(484)	2.92%	(528)
	03/01/21	R17-11H1.21-P-0001	Other MO Water	Main	Replacement	1711	MOJP_Replace Services	679	9	1.39%	9
	03/01/21	R17-11H1.21-P-0001	Other MO Water	Services	Replacement	1711	MOJP_Replace Services	63,113	1,689	2.92%	1,843
	03/01/21	R17-11J1.21-P-0001	Other MO Water	Meters	Replacement	1711	MOJP_Meters - Replaced Blanket	402,118	8,847	2.40%	9,651
	03/01/21	R17-12B1.20-P-0008	Other MO Water	Main	Replacement	1712	MOJC_Clay St_8" Replcmt_W.Main to W	686	9	1.39%	10
	03/01/21	R17-12B1.20-P-0008	Other MO Water	Services	Replacement	1712	MOJC_Clay St_8" Replcmt_W.Main to W	39	1	2.91%	1
	03/01/21	R17-12C1.20-P-0001	Other MO Water	Main	Replacement	1712	MOJC-Mains-Unscheduled Blanket	2,002	26	1.39%	28
	03/01/21	R17-12C1.21-P-0001	Other MO Water	Main	Replacement	1712	MOJC_Mains - Unsheduled-Blanket	99,579	1,269	1.39%	1,384
	03/01/21	R17-12F1.21-P-0001	Other MO Water	Hydrants	Replacement	1712	MOJC_Hydrants Valves and Manholes-R	1,441	24	1.85%	27
	03/01/21	R17-12G1.20-P-0001	Other MO Water	Services	Replacement	1712	MOJC_Services and Laterals-New-Blan	188	5	2.92%	5
	03/01/21	R17-12G1.21-P-0001	Other MO Water	Services	Replacement	1712	MOJC_Services and Laterals - New Bl	52,858	1,415	2.92%	1,543
	03/01/21	R17-12J1.21-P-0001	Other MO Water	Meters	Replacement	1712	MOJC_Meters - Replaced Blanket	4,768	105	2.40%	114
	03/01/21	R17-23H1.20-P-0001	Other MO Water	Services	Replacement	1723	Services and Laterals Repl - Blanke	(30)	(1)	2.91%	(1)
	03/01/21	R17-23H1.21-P-0001	Other MO Water	Services	Replacement	1723	Services - Replaced Blanket	42	1	2.92%	1
	03/01/21	R17-24C1.21-P-0001	Other MO Water	Main	Replacement	1724	MOMW_Mains Unsheduled-Blanket	62	1	1.38%	1
	03/01/21	R17-24J1.21-P-0001	Other MO Water	Meters	Replacement	1724	MOMW_Meters - Replaced Blanket	14,609	321	2.40%	351
	03/01/21	R17-41C1.21-P-0001	Other MO Water	Main	Replacement	1741	MORD_Mains - Unsheduled-Blanket	28,628	365	1.39%	398
	03/01/21	R17-43C1.21-P-0001	Other MO Water	Main	Replacement	1743	MOHH_Mains - Unsheduled-Blanket	7,472	95	1.39%	104
	03/01/21	R17-47C1.21-P-0001	Other MO Water	Main	Replacement	1747	MOWD_Mains - Unsheduled-Blanket	67,262	857	1.39%	935
	03/01/21	R17-47F1.21-P-0001	Other MO Water	Hydrants	Replacement	1747	MOWD_Hydrants Valves and Manholes-R	5,465	93	1.85%	101
	03/01/21	R17-49H1.21-P-0001	Other MO Water	Services	Replacement	1749	MORK-Services Replaced - Blanket	1,020	27	2.92%	30
	03/01/21	R17-53B1.20-P-0002	Other MO Water	Main	Replacement	1753	MOLS-Nike_Base_Rd_8in_PVC_1100ft	0	0	0.00%	0
	03/01/21	R17-53C1.21-P-0001	Other MO Water	Main	Replacement	1753	MOLS_Mains - Unsheduled-Blanket	1,911	24	1.39%	27
	03/01/21	R17-53H1.21-P-0001	Other MO Water	Meters	Replacement	1753	MOLS-Services - Replaced Blanket	22,696	499	2.40%	545
	03/01/21	R17-53H1.21-P-0001	Other MO Water	Services	Replacement	1753	MOLS-Services - Replaced Blanket	5,338	143	2.92%	156
	03/01/21	R17-53J1.19-P-0001	Other MO Water	Meters	Replacement	1753	Blanket Work Order - Meters Replace	1,718	38	2.40%	41
	03/01/21	R17-55C1.21-P-0001	Other MO Water	Main	Replacement	1755	MOBM_Mains - Unsheduled-Blanket	25,308	322	1.39%	352
	03/01/21	R17-55H1.21-P-0001	Other MO Water	Services	Replacement	1755	MOBM_Services and Laterals-Rpl Blan	4,693	126	2.92%	137
	03/01/21	R17-55J1.21-P-0001	Other MO Water	Meters	Replacement	1755	MOBM_Meters - Replaced Blanket	12,398	273	2.40%	298
	04/01/21	I17-020134-01	STL County Water	Pumping	Replacement	1702	CP A High Serv Switchgear & Station	(0)	(0)	0.00%	0
	04/01/21	I17-020134-01	STL County Water	SCADA	Replacement	1702	CP A High Serv Switchgear & Station	(0)	0	25.00%	(0)
	04/01/21	I17-120007-01	Other MO Water	SCADA	Replacement	1712	JFC-WTP Clearwell & HSPS (A-4)	4	0	5.75%	0
	04/01/21	I17-120011-01	Other MO Water	Hydrants	Replacement	1712	JFC-Schell_Ridge_Zone_Supply_Main	0	0	0.00%	0
	04/01/21	I17-330003-01	Other MO Water	SCADA	Replacement	1733	Trl States Well 6 & Storage Tank	0	0	0.00%	0
	04/01/21	I17-550001-01	Other MO Water	SCADA	Replacement	1755	MOBM-Saddlebrook_Booster_Station	1,631	78	5.76%	94
	04/01/21	R17-0111.20-P-0008	Other MO Water	SCADA	Replacement	1712	JC WTP and SL Craig Rd Network & Ct	2,476	119	5.76%	143
	04/01/21	R17-02B1.15-P-0212	STL County Water	Hydrants	Replacement	1702	Lakeshire_Dr_1280'_8" PVC_OBSL	2,676	41	1.85%	50
	04/01/21	R17-02B1.15-P-0212	STL County Water	Main	Replacement	1702	Lakeshire_Dr_1280'_8" PVC_OBSL	73,695	854	1.39%	1,024
	04/01/21	R17-02B1.15-P-0212	STL County Water	Meters	Replacement	1702	Lakeshire_Dr_1280'_8" PVC_OBSL	0	0	5.26%	0
	04/01/21	R17-02B1.15-P-0212	STL County Water	Services	Replacement	1702	Lakeshire_Dr_1280'_8" PVC_OBSL	0	0	5.26%	0
	04/01/21	R17-02B1.15-P-0233	STL County Water	Hydrants	Replacement	1702	MOSL_Elise_Dr_1290'_8" PVC_OBSL	8	0	1.85%	0
	04/01/21	R17-02B1.15-P-0233	STL County Water	Main	Replacement	1702	MOSL_Elise_Dr_1290'_8" PVC_OBSL	175	2	1.40%	2
	04/01/21	R17-02B1.15-P-0233	STL County Water	Meters	Replacement	1702	MOSL_Elise_Dr_1290'_8" PVC_OBSL	0	0	0.00%	0
	04/01/21	R17-02B1.15-P-0233	STL County Water	Services	Replacement	1702	MOSL_Elise_Dr_1290'_8" PVC_OBSL	0	0	0.00%	0
	04/01/21	R17-02B1.17-P-0030	STL County Water	Main	Replacement	1702	MOSL_HOGHOLLOW_ABASIN_30"_VALVE_OBS	2,086	24	1.39%	29
	04/01/21	R17-02B1.18-P-0055	STL County Water	Hydrants	Replacement	1702	MOSL-DUNN/PERSHALL_PH_2_20_DI-1650-	10	0	1.89%	0
	04/01/21	R17-02B1.18-P-0055	STL County Water	Main	Replacement	1702	MOSL-DUNN/PERSHALL_PH_2_20_DI-1650-	386	4	1.39%	5
	04/01/21	R17-02B1.19-P-0017	STL County Water	Hydrants	Replacement	1702	MOSL_MULLANPHY RD_Ph1_2460_12"_PVC	(135)	(2)	1.85%	(3)
	04/01/21	R17-02B1.19-P-0017	STL County Water	Main	Replacement	1702	MOSL_MULLANPHY RD_Ph1_2460_12"_PVC	(7,216)	(84)	1.39%	(100)
	04/01/21	R17-02B1.19-P-0022	STL County Water	Hydrants	Replacement	1702	MOSL_LINDSAY_LN_2560_12"_PVC_PH 2	50	1	1.85%	1
	04/01/21	R17-02B1.19-P-0022	STL County Water	Main	Replacement	1702	MOSL_LINDSAY_LN_2560_12"_PVC_PH 2	1,307	15	1.39%	18
	04/01/21	R17-02B1.19-P-0023	STL County Water	Hydrants	Replacement	1702	MOSL_LINDSAY_LN_1740_12"_PVC_PH 3	1,028	16	1.85%	19
	04/01/21	R17-02B1.19-P-0023	STL County Water	Main	Replacement	1702	MOSL_LINDSAY_LN_1740_12"_PVC_PH 3	95,678	1,108	1.39%	1,330
	04/01/21	R17-02B1.19-P-0028	STL County Water	Hydrants	Replacement	1702	MOSL_Big_Bend_Blvd_Ph1_16'_3100'_DI	2,159	33	1.85%	40
	04/01/21	R17-02B1.19-P-0028	STL County Water	Main	Replacement	1702	MOSL_Big_Bend_Blvd_Ph1_16'_3100'_DI	16,558	192	1.39%	230
	04/01/21	R17-02B1.19-P-0053	STL County Water	Hydrants	Replacement	1702	MOSL_Big_Bend_Blvd_16"_TRFlex_Ph2	7,779	120	1.85%	144
	04/01/21	R17-02B1.19-P-0053	STL County Water	Main	Replacement	1702	MOSL_Big_Bend_Blvd_16"_TRFlex_Ph2	28,621	332	1.39%	398
	04/01/21	R17-02B1.19-P-0053	STL County Water	Meters	Replacement	1702	MOSL_Big_Bend_Blvd_16"_TRFlex_Ph2	1,297	26	2.40%	31
	04/01/21	R17-02B1.19-P-0053	STL County Water	Services	Replacement	1702	MOSL_Big_Bend_Blvd_16"_TRFlex_Ph2	2,593	63	2.92%	76
	04/01/21	R17-02B1.19-P-0054	STL County Water	Hydrants	Replacement	1702	MOSL_Big_Bend_Blvd_Ph3_16'_3100'_DI	276,663	4,265	1.85%	5,118
	04/01/21	R17-02B1.19-P-0054	STL County Water	Main	Replacement	1702	MOSL_Big_Bend_Blvd_Ph3_16'_3100'_DI	752,195	8,713	1.39%	10,456
	04/01/21	R17-02B1.19-P-0054	STL County Water	Meters	Replacement	1702	MOSL_Big_Bend_Blvd_Ph3_16'_3100'_DI	5,030	101	2.40%	121
	04/01/21	R17-02B1.19-P-0054	STL County Water	Services	Replacement	1702	MOSL_Big_Bend_Blvd_Ph3_16'_3100'_DI	2,515	61	2.92%	73
	04/01/21	R17-02B1.19-P-0074	STL County Water	Hydrants	Replacement	1702	MOSL_GLYN_CAGNY_PH1_12_PVC_3281_OBS	7	0	1.89%	0
	04/01/21	R17-02B1.19-P-0074	STL County Water	Main	Replacement	1702	MOSL_GLYN_CAGNY_PH1_12_PVC_3281_OBS	142	2	1.39%	2
	04/01/21	R17-02B1.19-P-0075	STL County Water	Hydrants	Replacement	1702	MOSL_GLYN_CAGNY_PH2_12_PVC_3281_OBS	9	0	1.88%	0
	04/01/21	R17-02B1.19-P-0075	STL County Water	Main	Replacement	1702	MOSL_GLYN_CAGNY_PH2_12_PVC_3281_OBS	140	2	1.39%	2
	04/01/21	R17-02B1.19-P-0076	STL County Water	Hydrants	Replacement	1702	MOSL_GLYN_CAGNY_PH3_12_PVC_3281_OBS	6	0	1.79%	0
	04/01/21	R17-02B1.19-P-0076	STL County Water	Main	Replacement	1702	MOSL_GLYN_CAGNY_PH3_12_PVC_3281_OBS	143	2	1.39%	2
	04/01/21	R17-02B1.19-P-0098	STL County Water	Hydrants	Replacement	1702	MOSL_NANCY_PL_8"_PVC_OBSL	3	0	1.75%	0
	04/01/21	R17-02B1.19-P-0098	STL County Water	Main	Replacement	1702	MOSL_NANCY_PL_8"_PVC_OBSL	86	1	1.39%	1
	04/01/21	R17-02B1.19-P-0101	STL County Water	Hydrants	Replacement	1702	MOSL_BOPOP_DR_8"_PVC_1110'_OBSL	(125)	(2)	1.85%	(2)
	04/01/21	R17-02B1.19-P-0101	STL County Water	Main	Replacement	1702	MOSL_BOPOP_DR_8"_PVC_1110'_OBSL	(1,180)	(14)	1.39%	(16)
	04/01/21	R17-02B1.19-P-0109	STL County Water	Hydrants	Replacement	1702	MOSL_BRAEBURN_DR_8"_PVC_1225'_OBSL	30	0	1.86%	1
	04/01/21	R17-02B1.19-P-0109	STL County Water	Main	Replacement	1702	MOSL_BRAEBURN_DR_8"_PVC_1225'_OBSL	326	4		

Missouri American Water Company  
 WSIRA 1 (January 2021 to July 2021) Eligible Projects  
 Replacements / Relocations

In Service	Work Order	Tariff Group	Asset Type	Account	Profit Center	Work Order Description	Investment	Accum Dep	Depr Rate	Dep Exp
04/01/21	R17-02B1.20-P-0030	STL County Water	Hydrants	Replacement	1702	MOSL_CLAYMONT_EST_DR_16" TRFLX_5466	14,783	228	1.85%	273
04/01/21	R17-02B1.20-P-0030	STL County Water	Main	Replacement	1702	MOSL_CLAYMONT_EST_DR_16" TRFLX_5466	410,091	4,750	1.39%	5,700
04/01/21	R17-02B1.20-P-0036	STL County Water	Hydrants	Replacement	1702	MOSL_OAK_VALLEY_DR_PH1_8" PVC_1297'	9	0	1.81%	0
04/01/21	R17-02B1.20-P-0036	STL County Water	Main	Replacement	1702	MOSL_OAK_VALLEY_DR_PH1_8" PVC_1297'	347	4	1.39%	5
04/01/21	R17-02B1.20-P-0048	STL County Water	Hydrants	Replacement	1702	MOSL_DUNN/BELLE CIR_16" TRFLX_925'	4	0	1.55%	0
04/01/21	R17-02B1.20-P-0048	STL County Water	Main	Replacement	1702	MOSL_DUNN/BELLE CIR_16" TRFLX_925'	249	3	1.39%	3
04/01/21	R17-02B2.17-P-0008	STL County Water	Hydrants	Replacement	1702	MOSL_ARCH_TERRACE_1300' 8" PVC_OBS	309	5	1.85%	6
04/01/21	R17-02B2.17-P-0008	STL County Water	Main	Replacement	1702	MOSL_ARCH_TERRACE_1300' 8" PVC_OBS	4,581	53	1.39%	64
04/01/21	R17-02B2.17-P-0010	STL County Water	Hydrants	Replacement	1702	MOSL_MOORLANDS_DR_PH1_975' 8" PVC_	0	0	0.00%	0
04/01/21	R17-02B2.17-P-0010	STL County Water	Main	Replacement	1702	MOSL_MOORLANDS_DR_PH1_975' 8" PVC_	0	0	0.00%	0
04/01/21	R17-02B2.18-P-0098	STL County Water	Hydrants	Replacement	1702	MOSL_LINDBERGH_DR_750' 8" PVC_OBSL	0	0	0.00%	0
04/01/21	R17-02B2.18-P-0098	STL County Water	Main	Replacement	1702	MOSL_LINDBERGH_DR_750' 8" PVC_OBSL	0	0	0.00%	0
04/01/21	R17-02B2.18-P-0099	STL County Water	Hydrants	Replacement	1702	MOSL_WEAVER_AVE_1354' 12" PVC_OBSL	0	0	0.00%	0
04/01/21	R17-02B2.18-P-0099	STL County Water	Main	Replacement	1702	MOSL_WEAVER_AVE_1354' 12" PVC_OBSL	0	0	0.00%	0
04/01/21	R17-02B2.19-P-0122	STL County Water	Hydrants	Replacement	1702	MOSL_ROXTON_DR_8" PVC_1940' OBSL	0	0	0.00%	0
04/01/21	R17-02B2.19-P-0122	STL County Water	Main	Replacement	1702	MOSL_ROXTON_DR_8" PVC_1940' OBSL	0	0	0.00%	0
04/01/21	R17-02B2.19-P-0147	STL County Water	Hydrants	Replacement	1702	MOSL_PINETREE_LN_770' 8" PVC_OBSL	(0)	0	0.00%	0
04/01/21	R17-02B2.19-P-0147	STL County Water	Main	Replacement	1702	MOSL_PINETREE_LN_770' 8" PVC_OBSL	0	0	0.00%	0
04/01/21	R17-02B2.19-P-0152	STL County Water	Main	Replacement	1702	MOSL_ST_GEORGES_PL_8" PVC_1200' OBS	0	0	3.13%	0
04/01/21	R17-02B2.19-P-0155	STL County Water	Hydrants	Replacement	1702	MOSL_ZEISS_AVE_8" PVC_1190 OBSL	(893)	(14)	1.85%	(17)
04/01/21	R17-02B2.19-P-0155	STL County Water	Main	Replacement	1702	MOSL_ZEISS_AVE_8" PVC_1190 OBSL	(23,712)	(275)	1.39%	(330)
04/01/21	R17-02B2.19-P-0156	STL County Water	Hydrants	Replacement	1702	MOSL_E_GLENDALE_RD_PH1_8" PVC_1895'	2,369	37	1.85%	44
04/01/21	R17-02B2.19-P-0156	STL County Water	Main	Replacement	1702	MOSL_E_GLENDALE_RD_PH1_8" PVC_1895'	128,912	1,493	1.39%	1,792
04/01/21	R17-02B2.19-P-0157	STL County Water	Hydrants	Replacement	1702	MOSL_E_GLENDALE_RD_PH2_8" PVC_1455'	358	6	1.85%	7
04/01/21	R17-02B2.19-P-0157	STL County Water	Main	Replacement	1702	MOSL_E_GLENDALE_RD_PH2_8" PVC_1455'	7,501	87	1.39%	104
04/01/21	R17-02B2.19-P-0159	STL County Water	Hydrants	Replacement	1702	MOSL_PARDELLA_AVE_8" PVC_2600' OBSL	(2,366)	(36)	1.85%	(44)
04/01/21	R17-02B2.19-P-0159	STL County Water	Main	Replacement	1702	MOSL_PARDELLA_AVE_8" PVC_2600' OBSL	(55,454)	(642)	1.39%	(771)
04/01/21	R17-02B2.19-P-0159	STL County Water	Meters	Replacement	1702	MOSL_PARDELLA_AVE_8" PVC_2600' OBSL	(0)	0	0.00%	0
04/01/21	R17-02B2.19-P-0159	STL County Water	Services	Replacement	1702	MOSL_PARDELLA_AVE_8" PVC_2600' OBSL	(0)	0	0.00%	0
04/01/21	R17-02B2.19-P-0161	STL County Water	Hydrants	Replacement	1702	MOSL_GOETZ_AVE_8" PVC_1200' OBSL	0	0	0.00%	0
04/01/21	R17-02B2.19-P-0161	STL County Water	Main	Replacement	1702	MOSL_GOETZ_AVE_8" PVC_1200' OBSL	0	0	0.00%	0
04/01/21	R17-02B2.19-P-0170	STL County Water	Main	Replacement	1702	MOSL_LAGRO_AVE_8" PVC_700' OBSL	0	0	0.00%	0
04/01/21	R17-02B2.19-P-0179	STL County Water	Hydrants	Replacement	1702	MOSL_BRAEMAR_DR_8" PVC_440' OBSL	826	13	1.85%	15
04/01/21	R17-02B2.19-P-0179	STL County Water	Main	Replacement	1702	MOSL_BRAEMAR_DR_8" PVC_440' OBSL	10,485	121	1.39%	146
04/01/21	R17-02B2.19-P-0180	STL County Water	Hydrants	Replacement	1702	MOSL_DUNKELD_DR_8" PVC_750' OBSL	570	9	1.85%	11
04/01/21	R17-02B2.19-P-0180	STL County Water	Main	Replacement	1702	MOSL_DUNKELD_DR_8" PVC_750' OBSL	4,742	55	1.39%	66
04/01/21	R17-02B2.19-P-0181	STL County Water	Hydrants	Replacement	1702	MOSL_GLEN_GARRY_RD_8" PVC_2525' OBS	251	4	1.85%	5
04/01/21	R17-02B2.19-P-0181	STL County Water	Main	Replacement	1702	MOSL_GLEN_GARRY_RD_8" PVC_2525' OBS	6,063	70	1.39%	84
04/01/21	R17-02B2.19-P-0182	STL County Water	Hydrants	Replacement	1702	MOSL_MOIDART_CIR_6" PVC_430' OBSL	444	7	1.85%	8
04/01/21	R17-02B2.19-P-0182	STL County Water	Main	Replacement	1702	MOSL_MOIDART_CIR_6" PVC_430' OBSL	26,854	311	1.39%	373
04/01/21	R17-02B2.19-P-0196	STL County Water	Hydrants	Replacement	1702	MOSL_FAIR_OAKS_DR_PH1_8" PVC_900' O	0	0	0.00%	0
04/01/21	R17-02B2.19-P-0196	STL County Water	Main	Replacement	1702	MOSL_FAIR_OAKS_DR_PH1_8" PVC_900' O	0	0	0.00%	0
04/01/21	R17-02B2.19-P-0197	STL County Water	Hydrants	Replacement	1702	MOSL_FAIR_OAKS_DR_PH2_2200 OBSL	0	0	0.00%	0
04/01/21	R17-02B2.19-P-0197	STL County Water	Main	Replacement	1702	MOSL_FAIR_OAKS_DR_PH2_2200 OBSL	0	0	0.00%	0
04/01/21	R17-02B2.19-P-0198	STL County Water	Hydrants	Replacement	1702	MOSL_FAIR_OAKS_DR_PH3_2300 OBSL	(368)	(4)	1.39%	(5)
04/01/21	R17-02B2.19-P-0204	STL County Water	Hydrants	Replacement	1702	MOSL_JENNINGS_ST_RD_P2_8" PVC_2100_	0	0	0.00%	0
04/01/21	R17-02B2.19-P-0204	STL County Water	Main	Replacement	1702	MOSL_JENNINGS_ST_RD_P2_8" PVC_2100_	0	0	0.00%	0
04/01/21	R17-02B2.19-P-0213	STL County Water	Hydrants	Replacement	1702	MOSL_LOG_CABIN_DR_PH3_8" PVC_815' O	1,003	15	1.85%	19
04/01/21	R17-02B2.19-P-0213	STL County Water	Main	Replacement	1702	MOSL_LOG_CABIN_DR_PH3_8" PVC_815' O	(1,003)	(12)	1.39%	(14)
04/01/21	R17-02B2.19-P-0227	STL County Water	Hydrants	Replacement	1702	MOSL_WOODLAND_WAY_8" PVC_1150' OBSL	138	2	1.85%	3
04/01/21	R17-02B2.19-P-0227	STL County Water	Main	Replacement	1702	MOSL_WOODLAND_WAY_8" PVC_1150' OBSL	5,954	69	1.39%	83
04/01/21	R17-02B2.19-P-0227	STL County Water	Meters	Replacement	1702	MOSL_WOODLAND_WAY_8" PVC_1150' OBSL	(309)	(6)	2.40%	(7)
04/01/21	R17-02B2.19-P-0227	STL County Water	Services	Replacement	1702	MOSL_WOODLAND_WAY_8" PVC_1150' OBSL	0	0	0.00%	0
04/01/21	R17-02B2.19-P-0228	STL County Water	Main	Replacement	1702	MOSL_OVERBROOK_DR_8" PVC_800' OBSL	0	0	0.00%	0
04/01/21	R17-02B2.19-P-0228	STL County Water	Meters	Replacement	1702	MOSL_OVERBROOK_DR_8" PVC_800' OBSL	0	0	0.00%	0
04/01/21	R17-02B2.19-P-0228	STL County Water	Services	Replacement	1702	MOSL_OVERBROOK_DR_8" PVC_800' OBSL	0	0	0.00%	0
04/01/21	R17-02B2.19-P-0259	STL County Water	Hydrants	Replacement	1702	MOSL_WALDORF_DR_8" PVC_1763' OBSL	51	1	1.85%	1
04/01/21	R17-02B2.19-P-0259	STL County Water	Main	Replacement	1702	MOSL_WALDORF_DR_8" PVC_1763' OBSL	4,045	47	1.39%	56
04/01/21	R17-02B2.19-P-0278	STL County Water	Hydrants	Replacement	1702	MOSL_CENTRAL_AVE_8" PVC_1525' OBSL	0	0	0.00%	0
04/01/21	R17-02B2.19-P-0278	STL County Water	Main	Replacement	1702	MOSL_CENTRAL_AVE_8" PVC_1525' OBSL	0	0	0.00%	0
04/01/21	R17-02B2.19-P-0297	STL County Water	Hydrants	Replacement	1702	MOSL_GUTHRIE_AVE_12" PVC_1900' OBSL	366	6	1.85%	7
04/01/21	R17-02B2.19-P-0297	STL County Water	Main	Replacement	1702	MOSL_GUTHRIE_AVE_12" PVC_1900' OBSL	22,554	261	1.39%	314
04/01/21	R17-02B2.19-P-0297	STL County Water	Services	Replacement	1702	MOSL_GUTHRIE_AVE_12" PVC_1900' OBSL	0	0	0.00%	0
04/01/21	R17-02B2.19-P-0328	STL County Water	Hydrants	Replacement	1702	MOSL_MCNULTY_DR_8" PVC_870' OBSL	621	10	1.85%	11
04/01/21	R17-02B2.19-P-0328	STL County Water	Main	Replacement	1702	MOSL_MCNULTY_DR_8" PVC_870' OBSL	17,007	197	1.39%	236
04/01/21	R17-02B2.19-P-0328	STL County Water	Meters	Replacement	1702	MOSL_MCNULTY_DR_8" PVC_870' OBSL	0	0	0.00%	0
04/01/21	R17-02B2.19-P-0328	STL County Water	Services	Replacement	1702	MOSL_MCNULTY_DR_8" PVC_870' OBSL	0	0	0.00%	0
04/01/21	R17-02B2.19-P-0337	STL County Water	Hydrants	Replacement	1702	MOSL_ELMGROVE_AVE_8" PVC_1140' OBSL	0	0	0.00%	0
04/01/21	R17-02B2.19-P-0337	STL County Water	Main	Replacement	1702	MOSL_ELMGROVE_AVE_8" PVC_1140' OBSL	0	0	0.00%	0
04/01/21	R17-02B2.19-P-0337	STL County Water	Meters	Replacement	1702	MOSL_ELMGROVE_AVE_8" PVC_1140' OBSL	0	0	0.00%	0
04/01/21	R17-02B2.19-P-0337	STL County Water	Services	Replacement	1702	MOSL_ELMGROVE_AVE_8" PVC_1140' OBSL	0	0	0.00%	0
04/01/21	R17-02B2.19-P-0339	STL County Water	Hydrants	Replacement	1702	MOSL_ELMGROVE_AVE_8" PVC_1247' OBSL	0	0	0.00%	0
04/01/21	R17-02B2.19-P-0339	STL County Water	Main	Replacement	1702	MOSL_ELMGROVE_AVE_8" PVC_1247' OBSL	0	0	0.00%	0
04/01/21	R17-02B2.19-P-0339	STL County Water	Meters	Replacement	1702	MOSL_ELMGROVE_AVE_8" PVC_1247' OBSL	0	0	0.00%	0
04/01/21	R17-02B2.19-P-0339	STL County Water	Services	Replacement	1702	MOSL_ELMGROVE_AVE_8" PVC_1247' OBSL	0	0	0.00%	0
04/01/21	R17-02B2.19-P-0376	STL County Water	Hydrants	Replacement	1702	MOSL_PALM_RIDGE_CT_8" PVC_698' OBSL	216	3	1.85%	4
04/01/21	R17-02B2.19-P-0376	STL County Water	Main	Replacement	1702	MOSL_PALM_RIDGE_CT_8" PVC_698' OBSL	10,349	120	1.39%	144
04/01/21	R17-02B2.19-P-0382	STL County Water	Hydrants	Replacement	1702	MOSL_BIG_BEND_BLVD_8" PVC_2050 OBSL	0	0	0.00%	0
04/01/21	R17-02B2.19-P-0382	STL County Water	Main	Replacement	1702	MOSL_BIG_BEND_BLVD_8" PVC_2050 OBSL	0	0	0.00%	0
04/01/21	R17-02B2.19-P-0383	STL County Water	Hydrants	Replacement	1702	MOSL_LAND_O_LAKES_DR_8" PVC_1332 OB	227	4	1.85%	4
04/01/21	R17-02B2.19-P-0383	STL County Water	Main	Replacement	1702	MOSL_LAND_O_LAKES_DR_8" PVC_1332 OB	29,447	341	1.39%	409
04/01/21	R17-02B2.19-P-0396	STL County Water	Hydrants	Replacement	1702	MOSL_S_ROLAND_BLVD_8" PVC_1400' OBS	77	1	1.85%	1
04/01/21	R17-02B2.19-P-0396	STL County Water	Main	Replacement	1702	MOSL_S_ROLAND_BLVD_8" PVC_1400' OBS	5,869	68	1.39%	82
04/01/21	R17-02B2.19-P-0396	STL County Water	Meters	Replacement	1702	MOSL_S_ROLAND_BLVD_8" PVC_1400' OBS	0	0	0.00%	0
04/01/21	R17-02B2.19-P-0396	STL County Water	Services	Replacement	1702	MOSL_S_ROLAND_BLVD_8" PVC_1400' OBS	0	0	0.00%	0
04/01/21	R17-02B2.19-P-0416	STL County Water	Hydrants	Replacement	1702	MOSL_HUNTINGTON_DR_8" PVC_1320' OBS	249	4	1.85%	5
04/01/21	R17-02B2.19-P-0416	STL County Water	Main	Replacement	1702	MOSL_HUNTINGTON_DR_8" PVC_1320' OBS	11,384	132	1.39%	158
04/01/21	R17-02B2.19-P-0416	STL County Water	Meters	Replacement	1702	MOSL_HUNTINGTON_DR_8" PVC_1320' OBS	0	0	0.00%	0
04/01/21	R17-02B2.19-P-0416	STL County Water	Services	Replacement	1702	MOSL_HUNTINGTON_DR_8" PVC_1320' OBS	0	0	0.00%	0
04/01/21	R17-02B2.19-P-0432	STL County Water	Hydrants	Replacement	1702	MOSL_OLD_JAMEST_RD_P3_12" PVC_1700'	1,457	22	1.85%	27
04/01/21	R17-02B2.19-P-0432	STL County Water	Main	Replacement	1702	MOSL_OLD_JAMEST_RD_P3_12" PVC_1700'	23,653	274	1.39%	329
04/01/21	R17-02B2.19-P-0433	STL County Water	Hydrants	Replacement	1702	MOSL_OLD_JAMEST_RD_P4_12" PVC_2500'	(669)	(10)	1.85%	(12)
04/01/21	R17-02B2.19-P-0433	STL County Water	Main	Replacement	1702	MOSL_OLD_JAMEST_RD_P4_12" PVC_2500'	(23,522)	(272)	1.39%	(327)
04/01/21	R17-02B2.19-P-0444	STL County Water	Hydrants	Replacement	1702	MOSL_ROSS_AVE_8" PVC_1800 OBSL	383	6	1.85%	7
04/01/21	R17-02B2.19-P-0444	STL County Water	Main	Replacement	1702	MOSL_ROSS_AVE_8" PVC_1800 OBSL	20,123	233	1.39%	280
04/01/21	R17-02B2.19-P-0488	STL County Water	Hydrants	Replacement	1702	MOSL_VORHOF_DR_P1_12" PVC_1050' OBS	0	0	0.00%	0
04/01/21	R17-02B2.19-P-0488	STL County Water	Main	Replacement	1702	MOSL_VORHOF_DR_P1_12" PVC_1050' OBS	0	0	0.00%	0
04/01/21	R17-02B2.19-P-0488	STL County Water	Meters	Replacement	1702	MOSL_VORHOF_DR_P1_12" PVC_1050' OBS	0	0	0.00%	0
04/01/21	R17-02B2.19-P-0488	STL County Water	Services	Replacement	1702	MOSL_VORHOF_DR_P1_12" PVC_1050' OBS	0	0	0.0	

Missouri American Water Company  
 WSIRA 1 (January 2021 to July 2021) Eligible Projects  
 Replacements / Relocations

In Service											
Date	Work Order	Tariff Group	Asset Type	Account	Profit Center	Work Order Description	Investment	Accum Dep	Depr Rate	Dep Exp	
04/01/21	R17-02B2.19-P-0508	STL County Water	Main	Replacement	1702	MOSL_BROWN_RD_PH2_12" PVC_1235'_OB	20,551	238	1.39%	286	
04/01/21	R17-02B2.19-P-0509	STL County Water	Hydrants	Replacement	1702	MOSL_BROWN_RD_PH3_12" PVC_1660'_OB	300	5	1.85%	6	
04/01/21	R17-02B2.19-P-0509	STL County Water	Main	Replacement	1702	MOSL_BROWN_RD_PH3_12" PVC_1660'_OB	17,682	205	1.39%	246	
04/01/21	R17-02B2.20-P-0059	STL County Water	Hydrants	Replacement	1702	MOSL_WASHINGTON_AVE_12" PVC_2575'_O	0	0	0.00%	0	
04/01/21	R17-02B2.20-P-0059	STL County Water	Main	Replacement	1702	MOSL_WASHINGTON_AVE_12" PVC_2575'_O	0	0	0.00%	0	
04/01/21	R17-02B2.20-P-0060	STL County Water	Hydrants	Replacement	1702	MOSL_VASSAR_AVE_8" PVC_800'_OBSL	(3,387)	(52)	1.85%	(63)	
04/01/21	R17-02B2.20-P-0060	STL County Water	Main	Replacement	1702	MOSL_VASSAR_AVE_8" PVC_800'_OBSL	0	0	0.00%	0	
04/01/21	R17-02B2.20-P-0117	STL County Water	Main	Replacement	1702	MOSL_LINDSAY_LN_LINDBERGH_BORE_12"__	178	2	1.39%	2	
04/01/21	R17-02C1.18-P-0164	STL County Water	Main	Replacement	1702	ARDALE DR 6" CI MB 2" PVC	3,780	44	1.39%	53	
04/01/21	R17-02C1.19-P-0228	STL County Water	Main	Replacement	1702	MAIN/VALVE JULY 15-21 2019	2,696	31	1.39%	37	
04/01/21	R17-02C1.19-P-0232	STL County Water	Main	Replacement	1702	MAIN/VALVE AUG 12-18 2019	12,630	147	1.39%	176	
04/01/21	R17-02C1.19-P-0247	STL County Water	Main	Replacement	1702	MAIN/VALVE NOV 4-10 2019	(0)	0	2.60%	(0)	
04/01/21	R17-02C1.19-P-0249	STL County Water	Main	Replacement	1702	MAIN/VALVE NOV 18-24 2019	4,270	50	1.39%	59	
04/01/21	R17-02C1.20-P-0008	STL County Water	Main	Replacement	1702	MAIN/VALVE FEB 17-23 2020	42	1	1.38%	1	
04/01/21	R17-02C1.20-P-0026	STL County Water	Main	Replacement	1702	MAIN/VALVE JUNE 15-21 2020	7,212	84	1.40%	101	
04/01/21	R17-02C1.20-P-0027	STL County Water	Main	Replacement	1702	MAIN/VALVE JUNE 22-28 2020	(0)	0	0.00%	0	
04/01/21	R17-02C1.20-P-0030	STL County Water	Main	Replacement	1702	MAIN/VALVE JULY 13-19 2020	(2,619)	(31)	1.39%	(36)	
04/01/21	R17-02C1.20-P-0031	STL County Water	Main	Replacement	1702	MAIN/VALVE JULY 20-26 2020	(1,542)	(18)	1.40%	(22)	
04/01/21	R17-02C1.20-P-0033	STL County Water	Main	Replacement	1702	MAIN/VALVE AUG 3-9 2020	0	0	0.00%	0	
04/01/21	R17-02C1.20-P-0039	STL County Water	Main	Replacement	1702	MAIN/VALVE SEP 7-13 2020	(1,605)	(19)	1.40%	(22)	
04/01/21	R17-02C1.20-P-0040	STL County Water	Main	Replacement	1702	MAIN/VALVE SEP 13-20 2020	4,714	55	1.39%	65	
04/01/21	R17-02C1.20-P-0042	STL County Water	Main	Replacement	1702	MAIN/VALVE SEP 28 - OCT 4 2020	(2,579)	(30)	1.39%	(36)	
04/01/21	R17-02C1.20-P-0043	STL County Water	Main	Replacement	1702	MAIN/VALVE OCT 5-11 2020	(3,977)	(46)	1.39%	(55)	
04/01/21	R17-02C1.20-P-0044	STL County Water	Main	Replacement	1702	MAIN/VALVE OCT 12-18 2020	20,361	236	1.39%	283	
04/01/21	R17-02C1.20-P-0045	STL County Water	Main	Replacement	1702	MAIN/VALVE OCT 19-25 2020	8,744	101	1.39%	122	
04/01/21	R17-02C1.20-P-0046	STL County Water	Main	Replacement	1702	MAIN/VALVE OCT 26 - NOV 1 2020	357	4	1.38%	5	
04/01/21	R17-02C1.20-P-0047	STL County Water	Main	Replacement	1702	MAIN/VALVE NOV 8-20 2020	(1,741)	(20)	1.40%	(24)	
04/01/21	R17-02C1.20-P-0048	STL County Water	Main	Replacement	1702	MAIN/VALVE NOV 9-15 2020	(252)	(3)	1.45%	(4)	
04/01/21	R17-02C1.20-P-0049	STL County Water	Main	Replacement	1702	MAIN/VALVE NOV 16-22 2020	(3,043)	(35)	1.39%	(42)	
04/01/21	R17-02C1.20-P-0050	STL County Water	Main	Replacement	1702	MAIN/VALVE NOV 23-29 2020	(1,346)	(16)	1.39%	(19)	
04/01/21	R17-02C1.20-P-0051	STL County Water	Main	Replacement	1702	MAIN/VALVE NOV 30-DEC 6 2020	18,144	210	1.39%	252	
04/01/21	R17-02C1.20-P-0052	STL County Water	Main	Replacement	1702	MAIN/VALVE DEC 7-13 2020	(8,996)	(104)	1.39%	(125)	
04/01/21	R17-02C1.20-P-0053	STL County Water	Main	Replacement	1702	MAIN/VALVE DEC 14-20 2020	(973)	(11)	1.39%	(14)	
04/01/21	R17-02C1.20-P-0054	STL County Water	Main	Replacement	1702	MAIN/VALVE DEC 21-27 2020	(1,762)	(21)	1.39%	(24)	
04/01/21	R17-02C1.20-P-0055	STL County Water	Main	Replacement	1702	MAIN/VALVE DEC 28 2020 - JAN 3 2021	(15,824)	(183)	1.39%	(220)	
04/01/21	R17-02C1.21-P-0002	STL County Water	Main	Replacement	1702	MAIN/VALVE JAN 4-10 2021	(28,856)	(334)	1.39%	(401)	
04/01/21	R17-02C1.21-P-0003	STL County Water	Main	Replacement	1702	MAIN/VALVE JAN 11-17 2021	(31,486)	(365)	1.39%	(437)	
04/01/21	R17-02C1.21-P-0004	STL County Water	Main	Replacement	1702	MAIN/VALVE JAN 18-24 2021	(13,898)	(161)	1.39%	(193)	
04/01/21	R17-02C1.21-P-0005	STL County Water	Main	Replacement	1702	MAIN/VALVE JAN 25-31 2021	(2,155)	(25)	1.40%	(30)	
04/01/21	R17-02C1.21-P-0006	STL County Water	Main	Replacement	1702	MAIN/VALVE FEB 1-7 2021	(42,218)	(489)	1.39%	(587)	
04/01/21	R17-02C1.21-P-0007	STL County Water	Main	Replacement	1702	MAIN/VALVE FEB 8-14 2021	(110,777)	(1,283)	1.39%	(1,540)	
04/01/21	R17-02C1.21-P-0008	STL County Water	Main	Replacement	1702	MAIN/VALVE FEB 15-21 2021	(169,360)	(1,962)	1.39%	(2,354)	
04/01/21	R17-02C1.21-P-0009	STL County Water	Main	Replacement	1702	MAIN/VALVE FEB 22-28 2021	(56,610)	(656)	1.39%	(787)	
04/01/21	R17-02C1.21-P-0010	STL County Water	Main	Replacement	1702	MAIN/VALVE MAR 1-7 2021	(16,164)	(187)	1.39%	(225)	
04/01/21	R17-02C1.21-P-0011	STL County Water	Main	Replacement	1702	MAIN/VALVE MAR 8-14 2021	(84,226)	(976)	1.39%	(1,171)	
04/01/21	R17-02C1.21-P-0012	STL County Water	Main	Replacement	1702	MAIN/VALVE MAR 15-21 2021	(31,506)	(365)	1.39%	(438)	
04/01/21	R17-02C1.21-P-0013	STL County Water	Main	Replacement	1702	MAIN/VALVE MAR 22-28	126,322	1,463	1.39%	1,756	
04/01/21	R17-02C1.21-P-0014	STL County Water	Main	Replacement	1702	MAIN/VALVE MAR 29 - APR 4 2021	164,495	1,905	1.39%	2,287	
04/01/21	R17-02C1.21-P-0015	STL County Water	Main	Replacement	1702	MAIN/VALVE APR 5-11 2021	397,925	4,609	1.39%	5,531	
04/01/21	R17-02C1.21-P-0016	STL County Water	Main	Replacement	1702	MAIN/VALVE APR 12-18 2021	315,273	3,652	1.39%	4,382	
04/01/21	R17-02C1.21-P-0017	STL County Water	Main	Replacement	1702	MAIN/VALVE APR 19-25 2021	110,191	1,276	1.39%	1,532	
04/01/21	R17-02F1.20-P-0029	STL County Water	Hydrants	Replacement	1702	HYDRANT JULY 6-12 2020	0	0	0.00%	0	
04/01/21	R17-02F1.20-P-0043	STL County Water	Hydrants	Replacement	1702	HYDRANT OCT 5-11 2020	54	1	1.85%	1	
04/01/21	R17-02F1.20-P-0044	STL County Water	Hydrants	Replacement	1702	HYDRANT OCT 12-18 2020	0	0	1.56%	0	
04/01/21	R17-02F1.20-P-0045	STL County Water	Hydrants	Replacement	1702	HYDRANT OCT 19-25 2020	152	2	1.85%	3	
04/01/21	R17-02F1.20-P-0049	STL County Water	Hydrants	Replacement	1702	HYDRANT NOV 16-22 2020	1,077	17	1.85%	20	
04/01/21	R17-02F1.20-P-0050	STL County Water	Hydrants	Replacement	1702	HYDRANT NOV 23-29 2020	1,287	20	1.85%	24	
04/01/21	R17-02F1.20-P-0052	STL County Water	Hydrants	Replacement	1702	HYDRANT DEC 7-13 2020	(0)	(0)	3.91%	(0)	
04/01/21	R17-02F1.21-P-0002	STL County Water	Hydrants	Replacement	1702	HYDRANT JAN 4-10 2021	(2,679)	(41)	1.85%	(50)	
04/01/21	R17-02F1.21-P-0003	STL County Water	Hydrants	Replacement	1702	HYDRANT JAN 11-17 2021	(0)	0	#####	(0)	
04/01/21	R17-02F1.21-P-0004	STL County Water	Hydrants	Replacement	1702	HYDRANT JAN 18-24 2021	0	0	3.13%	0	
04/01/21	R17-02F1.21-P-0005	STL County Water	Hydrants	Replacement	1702	HYDRANT JAN 25-31 2021	5,759	89	1.85%	107	
04/01/21	R17-02F1.21-P-0006	STL County Water	Hydrants	Replacement	1702	HYDRANT FEB 1-7 2021	573	9	1.85%	11	
04/01/21	R17-02F1.21-P-0008	STL County Water	Hydrants	Replacement	1702	HYDRANT FEB 15-21 2021	393	6	1.85%	7	
04/01/21	R17-02F1.21-P-0010	STL County Water	Hydrants	Replacement	1702	HYDRANT MAR 1-7 2021	1,386	21	1.85%	26	
04/01/21	R17-02F1.21-P-0011	STL County Water	Hydrants	Replacement	1702	HYDRANT MAR 8-14 2021	(2,303)	(36)	1.85%	(43)	
04/01/21	R17-02F1.21-P-0012	STL County Water	Hydrants	Replacement	1702	HYDRANT MAR 15-21 2021	(13,401)	(207)	1.85%	(248)	
04/01/21	R17-02F1.21-P-0013	STL County Water	Hydrants	Replacement	1702	HYDRANT MAR 22-28 2021	23,169	357	1.85%	429	
04/01/21	R17-02F1.21-P-0014	STL County Water	Hydrants	Replacement	1702	HYDRANT MAR 29 - APR 4 2021	26,087	402	1.85%	503	
04/01/21	R17-02F1.21-P-0015	STL County Water	Hydrants	Replacement	1702	HYDRANT APR 5-11 2021	27,429	423	1.85%	587	
04/01/21	R17-02F1.21-P-0016	STL County Water	Hydrants	Replacement	1702	HYDRANT APR 12-18 2021	24,165	373	1.85%	447	
04/01/21	R17-02F2.21-P-0002	STL County Water	Hydrants	Replacement	1702	MOSL-Springdale_Ave_FH-HBK-86-RELO	(5,002)	(77)	1.85%	(93)	
04/01/21	R17-02F2.21-P-0003	STL County Water	Hydrants	Replacement	1702	MOSL-St_Charles_Rock_Rd_FH-HBT-581-	(211)	(3)	1.85%	(4)	
04/01/21	R17-02F2.21-P-0003	STL County Water	Main	Replacement	1702	MOSL-St_Charles_Rock_Rd_FH-HBT-581-	(23)	(0)	1.40%	(0)	
04/01/21	R17-02G1.20-P-0001	STL County Water	Meters	Replacement	1702	Services and Laterals New - Blanket	136,724	2,734	2.40%	3,281	
04/01/21	R17-02G1.20-P-0001	STL County Water	Services	Replacement	1702	Services and Laterals New - Blanket	355,141	8,642	2.92%	10,370	
04/01/21	R17-02G1.21-P-0001	STL County Water	Meters	Replacement	1702	MOSL_Services and Laterals - New BI	610,471	12,209	2.40%	14,651	
04/01/21	R17-02G1.21-P-0001	STL County Water	Services	Replacement	1702	MOSL_Services and Laterals - New BI	826,872	20,121	2.92%	24,145	
04/01/21	R17-02G1.21-P-0003	STL County Water	Meters	Replacement	1702	MOSL_Retina_Inst_2_Svc_Bridgeport_	8,876	178	2.40%	213	
04/01/21	R17-02G1.21-P-0003	STL County Water	Services	Replacement	1702	MOSL_Retina_Inst_2_Svc_Bridgeport_	4,438	108	2.92%	130	
04/01/21	R17-02J1.15-P-0003	STL County Water	Meters	Replacement	1702	AMI Meter DCU's	15,436	437	3.40%	525	
04/01/21	R17-02J1.19-P-0001	STL County Water	Meters	Replacement	1702	Meters Replaced Workorder	996	20	2.40%	24	
04/01/21	R17-02J1.20-P-0001	STL County Water	Meters	Replacement	1702	MOSL_Meters-Replaced-Blanket	60,486	1,210	2.40%	1,452	
04/01/21	R17-02J1.20-P-0002	STL County Water	Meters	Replacement	1702	MOSL-DCU_Battery_Hardware_Replaceme	299,787	5,996	2.40%	7,195	
04/01/21	R17-02J1.21-P-0001	STL County Water	Meters	Replacement	1702	MOSL_Meters - Replaced Blanket	920,609	18,412	2.40%	22,095	
04/01/21	R17-02Q1.19-P-0149	STL County Water	Pumping	Replacement	1702	CCP: CP3B HS #11 Discharge valve	(19,222)	(303)	1.89%	(363)	
04/01/21	R17-02Q1.19-P-0154	STL County Water	Pumping	Replacement	1702	CCP: FP2 HS #11 Discharge valve	23,450	369	1.89%	443	
04/01/21	R17-02Q1.20-P-0035	STL County Water	Pumping	Replacement	1702	NCP-HS 4 Sec Stage Motor Replacemen	0	0	0.00%	(0)	
04/01/21	R17-02Q1.20-P-0191	STL County Water	Pumping	Replacement	1702	CCP: Replace Low Lift 6 motor & con	9,258	146	1.89%	175	
04/01/21	R17-03B1.19-P-0010	Other MO Water	Main	Replacement	1703	MOSI_31st_Jules_6" PVC_1295'_RPL	(4,825)	(56)	1.39%	(67)	
04/01/21	R17-03B1.19-P-0010	Other MO Water	Services	Replacement	1703	MOSI_31st_Jules_6" PVC_1295'_RPL	(429)	(10)	2.92%	(13)	
04/01/21	R17-03B1.20-P-0002	Other MO Water	Hydrants	Replacement	1703	MOSI_Lake_Sherman_2020LF_PVC	(337)	(5)	1.85%	(6)	
04/01/21	R17-03B1.20-P-0002	Other MO Water	Main	Replacement	1703	MOSI_Lake_Sherman_2020LF_PVC	(6,149)	(71)	1.39%	(85)	
04/01/21	R17-03B1.20-P-0002	Other MO Water	Services	Replacement	1703	MOSI_Lake_Sherman_2020LF_PVC	(1,769)	(43)	2.92%	(52)	
04/01/21	R17-03B1.20-P-0004	Other MO Water	Hydrants	Replacement	1703	MOSI_Elizabeth_Herrington_1935ft_PV	(279)	(4)	1.85%	(5)	
04/01/21	R17-03B1.20-P-0004	Other MO Water	Main	Replacement	1703	MOSI_Elizabeth_Herrington_1935ft_PV	(4,520)	(52)	1.39%	(63)	
04/01/21	R17-03B1.20-P-0004	Other MO Water	Services	Replacement	1703	MOSI_Elizabeth_Herrington_1935ft_PV	(1,269)	(31)	2.92%	(37)	
04/01/21	R17-03B1.21-P-0003	Other MO Water	Hydrants	Replacement	1703	MOSI_18th_Calhoun_W Main Rpl PVC	10,605	164	1.85%	196	
04/01/21	R17-03B1.21-P-0003	Other MO Water	Main	Replacement	1703	MOSI_18th_Calhoun_W Main Rpl PVC	115,334	1,336			

Missouri American Water Company  
 WSIRA 1 (January 2021 to July 2021) Eligible Projects  
 Replacements / Relocations

In Service	Date	Work Order	Tariff Group	Asset Type	Account	Profit Center	Work Order Description	Investment	Accum Dep	Depr Rate	Dep Exp
	04/01/21	R17-03C1.20-P-0001	Other MO Water	Main	Replacement	1703	MOSI_Mains-Unscheduled-Blanket	159,327	1,846	1.39%	2,215
	04/01/21	R17-03C1.21-P-0001	Other MO Water	Main	Replacement	1703	MOSI_Mains - Unsheduled-Blanket	141,043	1,634	1.39%	1,961
	04/01/21	R17-03F1.21-P-0001	Other MO Water	Hydrants	Replacement	1703	MOSI_Hydrants Valves and Manholes-R	89,752	1,384	1.85%	1,660
	04/01/21	R17-03H1.21-P-0001	Other MO Water	Main	Replacement	1703	MOSI_Services and Laterals - Rpl Bl	3,959	46	1.39%	55
	04/01/21	R17-03H1.21-P-0001	Other MO Water	Meters	Replacement	1703	MOSI_Services and Laterals - Rpl Bl	150,691	3,014	2.40%	3,616
	04/01/21	R17-03H1.21-P-0001	Other MO Water	Services	Replacement	1703	MOSI_Services and Laterals - Rpl Bl	38,663	941	2.92%	1,129
	04/01/21	R17-03J1.20-P-0001	Other MO Water	Meters	Replacement	1703	Meters-Replaced-Blanket	(292)	(6)	2.40%	(7)
	04/01/21	R17-03J1.20-P-0001	Other MO Water	Meters	Replacement	1703	MOSI_Meters-Replaced-Blanket	795	16	2.40%	19
	04/01/21	R17-03J1.21-P-0001	Other MO Water	Meters	Replacement	1703	MOSI_Meters - Replaced Blanket	146,951	2,939	2.40%	3,527
	04/01/21	R17-03Q1.20-P-0024	Other MO Water	Pumping	Replacement	1703	MOSI_chemical transfer pump	456	25	6.48%	30
	04/01/21	R17-03Q1.21-P-0003	Other MO Water	Pumping	Replacement	1703	MOSI_#5 circulator pump	(62)	(3)	6.48%	(4)
	04/01/21	R17-03Q1.21-P-0007	Other MO Water	Pumping	Replacement	1703	MOSI_Phosphate pump	370	20	6.48%	24
	04/01/21	R17-04C1.21-P-0001	Other MO Water	Main	Replacement	1704	MOPV_Mains - Unsheduled-Blanket	33,221	385	1.39%	462
	04/01/21	R17-04F1.21-P-0001	Other MO Water	Hydrants	Replacement	1704	MOPV_Hydrants Valves and Manholes-R	10,859	167	1.85%	201
	04/01/21	R17-04H1.20-P-0001	Other MO Water	Meters	Replacement	1704	MOPV_Services and Laterals-Repl-Bla	(0)	0	0.00%	0
	04/01/21	R17-04H1.21-P-0001	Other MO Water	Meters	Replacement	1704	MOPV_Services and Laterals - Rpl Bl	27,167	543	2.40%	652
	04/01/21	R17-04H1.21-P-0001	Other MO Water	Services	Replacement	1704	MOPV_Services and Laterals - Rpl Bl	14,884	362	2.92%	435
	04/01/21	R17-04J1.20-P-0001	Other MO Water	Meters	Replacement	1704	Meters-Replaced-Blanket	(0)	0	0.00%	0
	04/01/21	R17-04J1.21-P-0001	Other MO Water	Meters	Replacement	1704	MOPV_Meters - Replaced Blanket	1,044	21	2.40%	25
	04/01/21	R17-06C1.20-P-0001	Other MO Water	Main	Replacement	1706	MOWB-Mains-Unsheduled-Blanket	(0)	(0)	1.81%	(0)
	04/01/21	R17-06C1.21-P-0001	Other MO Water	Main	Replacement	1706	MOWB_Mains - Unsheduled-Blanket	9,008	104	1.39%	125
	04/01/21	R17-06F1.20-P-0001	Other MO Water	Hydrants	Replacement	1706	MOWB-Hydr Valves and Mnhs-Repl-Bla	0	0	0.00%	0
	04/01/21	R17-06F1.21-P-0001	Other MO Water	Hydrants	Replacement	1706	MOWB_Hydrants Valves and Manholes-R	20,534	317	1.85%	380
	04/01/21	R17-06H1.20-P-0001	Other MO Water	Meters	Replacement	1706	MOWB_Services and Laterals-Repl-Bla	(597)	(12)	2.40%	(14)
	04/01/21	R17-06H1.20-P-0001	Other MO Water	Services	Replacement	1706	MOWB_Services and Laterals-Repl-Bla	597	15	2.92%	17
	04/01/21	R17-06H1.21-P-0001	Other MO Water	Meters	Replacement	1706	MOWB_Services and Laterals - Rpl Bl	13,802	276	2.40%	331
	04/01/21	R17-06H1.21-P-0001	Other MO Water	Services	Replacement	1706	MOWB_Services and Laterals - Rpl Bl	22,455	546	2.92%	656
	04/01/21	R17-06J1.21-P-0001	Other MO Water	Meters	Replacement	1706	MOWB_Meters - Replaced Blanket	24,754	495	2.40%	594
	04/01/21	R17-06Q1.20-P-0008	Other MO Water	Meters	Replacement	1706	Installing a Flow Meter at Enterpri	7,777	156	2.40%	187
	04/01/21	R17-08H1.21-P-0001	Other MO Water	Services	Replacement	1708	MOBR_Services and Laterals - Rpl Bl	767	19	2.92%	22
	04/01/21	R17-08J1.21-P-0001	Other MO Water	Meters	Replacement	1708	MOBR_Meters - Replaced Blanket	0	0	0.00%	(0)
	04/01/21	R17-09C1.20-P-0001	Other MO Water	Main	Replacement	1709	MOSC-Mains-Unsheduled-Blanket	0	0	0.00%	0
	04/01/21	R17-09C1.21-P-0001	Other MO Water	Main	Replacement	1709	MOSC_Mains - Unsheduled-Blanket	28,985	336	1.39%	403
	04/01/21	R17-09F1.20-P-0001	Other MO Water	Hydrants	Replacement	1709	MOSC_Hydr Vlv and Mnhs-Repl-Blank	1,823	28	1.85%	34
	04/01/21	R17-09F1.21-P-0001	Other MO Water	Hydrants	Replacement	1709	MOSC_Hydrants Valves and Manholes-R	13,600	210	1.85%	252
	04/01/21	R17-09H1.20-P-0001	Other MO Water	Services	Replacement	1709	MOSC_Services and Laterals-Repl-Bla	0	0	#####	0
	04/01/21	R17-09H1.21-P-0001	Other MO Water	Services	Replacement	1709	MOSC_Services and Laterals - Rpl Bl	37,598	915	2.92%	1,098
	04/01/21	R17-09J1.20-P-0001	Other MO Water	Meters	Replacement	1709	MOSC-Meters-Replaced-Blanket	4,738	95	2.40%	114
	04/01/21	R17-09J1.21-P-0001	Other MO Water	Meters	Replacement	1709	MOSC_Meters - Replaced Blanket	34,338	687	2.40%	824
	04/01/21	R17-10C1.21-P-0001	Other MO Water	Main	Replacement	1710	MOXM_Mains - Unsheduled-Blanket	66,714	773	1.39%	927
	04/01/21	R17-10F1.21-P-0001	Other MO Water	Hydrants	Replacement	1710	MOXM_Hydrants Valves and Manholes-R	11,682	180	1.85%	216
	04/01/21	R17-10H1.20-P-0001	Other MO Water	Services	Replacement	1710	MOXM_Services and Laterals-Repl-Bla	0	0	0.00%	0
	04/01/21	R17-10H1.21-P-0001	Other MO Water	Services	Replacement	1710	MOXM_Services and Laterals - Rpl Bl	128,875	3,136	2.92%	3,763
	04/01/21	R17-10J1.21-P-0001	Other MO Water	Meters	Replacement	1710	MOXM_Meters - Replaced Blanket	8,135	163	2.40%	195
	04/01/21	R17-11B1.20-P-0010	Other MO Water	Hydrants	Replacement	1711	14th St Phase 2 1960' 12" DI	(129)	(2)	1.85%	(2)
	04/01/21	R17-11B1.20-P-0010	Other MO Water	Main	Replacement	1711	14th St Phase 2 1960' 12" DI	(1,159)	(13)	1.39%	(16)
	04/01/21	R17-11B1.20-P-0010	Other MO Water	Services	Replacement	1711	14th St Phase 2 1960' 12" DI	(278)	(7)	2.92%	(8)
	04/01/21	R17-11B1.20-P-0011	Other MO Water	Hydrants	Replacement	1711	44th & Main St 900' 8" DI	(74)	(1)	1.85%	(1)
	04/01/21	R17-11B1.20-P-0011	Other MO Water	Main	Replacement	1711	44th & Main St 900' 8" DI	(204)	(2)	1.39%	(3)
	04/01/21	R17-11B1.20-P-0011	Other MO Water	Services	Replacement	1711	44th & Main St 900' 8" DI	(190)	(5)	2.92%	(6)
	04/01/21	R17-11B1.20-P-0014	Other MO Water	Hydrants	Replacement	1711	7th & Club St 2800' 8" DI	(29)	(0)	1.82%	(1)
	04/01/21	R17-11B1.20-P-0014	Other MO Water	Main	Replacement	1711	7th & Club St 2800' 8" DI	(57)	(1)	1.38%	(1)
	04/01/21	R17-11B1.20-P-0014	Other MO Water	Services	Replacement	1711	7th & Club St 2800' 8" DI	(6)	(0)	2.84%	(0)
	04/01/21	R17-11C1.21-P-0001	Other MO Water	Main	Replacement	1711	MOJP_Mains - Unsheduled-Blanket	38,660	448	1.39%	537
	04/01/21	R17-11F1.21-P-0001	Other MO Water	Hydrants	Replacement	1711	MOJP_Hydrants Valves and Manholes-R	10,496	162	1.85%	194
	04/01/21	R17-11F1.21-P-0001	Other MO Water	Main	Replacement	1711	MOJP_Hydrants Valves and Manholes-R	9,266	107	1.39%	129
	04/01/21	R17-11H1.20-P-0001	Other MO Water	Services	Replacement	1711	MOJP_Services and Laterals-Repl-Bla	428	10	2.92%	12
	04/01/21	R17-11H1.21-P-0001	Other MO Water	Services	Replacement	1711	MOJP_Replce Services	38,261	931	2.92%	1,117
	04/01/21	R17-11J1.21-P-0001	Other MO Water	Meters	Replacement	1711	MOJP_Meters - Replaced Blanket	239,471	4,789	2.40%	5,747
	04/01/21	R17-12C1.21-P-0001	Other MO Water	Main	Replacement	1712	MOJC_Mains - Unsheduled-Blanket	29,829	345	1.39%	415
	04/01/21	R17-12F1.21-P-0001	Other MO Water	Hydrants	Replacement	1712	MOJC_Hydrants Valves and Manholes-R	(70)	(1)	1.85%	(1)
	04/01/21	R17-12G1.21-P-0001	Other MO Water	Services	Replacement	1712	MOJC_Services and Laterals - New Bl	17,443	424	2.92%	509
	04/01/21	R17-12J1.21-P-0001	Other MO Water	Meters	Replacement	1712	MOJC_Meters - Replaced Blanket	23,596	472	2.40%	566
	04/01/21	R17-23H1.21-P-0001	Other MO Water	Meters	Replacement	1723	Services - Repalced Blanket	2	0	2.55%	0
	04/01/21	R17-23H1.21-P-0001	Other MO Water	Services	Replacement	1723	Services - Repalced Blanket	(2)	(0)	3.18%	(0)
	04/01/21	R17-24C1.21-P-0001	Other MO Water	Main	Replacement	1724	MOMW_Mains Unsheduled-Blanket	0	0	0.00%	0
	04/01/21	R17-24H1.21-P-0001	Other MO Water	Meters	Replacement	1724	MOMW_Services - Repalced Blanket	395	8	2.40%	9
	04/01/21	R17-24H1.21-P-0001	Other MO Water	Services	Replacement	1724	MOMW_Services - Repalced Blanket	450	11	2.92%	13
	04/01/21	R17-24J1.21-P-0001	Other MO Water	Meters	Replacement	1724	MOMW_Meters - Repalced Blanket	30,812	616	2.40%	739
	04/01/21	R17-41C1.21-P-0001	Other MO Water	Main	Replacement	(499)	MORD_Mains - Unsheduled-Blanket	(499)	(6)	1.39%	(7)
	04/01/21	R17-43C1.21-P-0001	Other MO Water	Main	Replacement	1743	MOHH_Mains - Unsheduled-Blanket	(283)	(3)	1.39%	(4)
	04/01/21	R17-47C1.21-P-0001	Other MO Water	Main	Replacement	1747	MOWD_Mains - Unsheduled-Blanket	7,505	87	1.39%	104
	04/01/21	R17-47F1.21-P-0001	Other MO Water	Hydrants	Replacement	1747	MOWD_Hydrants Valves and Manholes-R	(503)	(8)	1.85%	(9)
	04/01/21	R17-49H1.20-P-0001	Other MO Water	Services	Replacement	1749	MORK-Replaced Services-Blanket	272	7	2.92%	8
	04/01/21	R17-49H1.21-P-0001	Other MO Water	Services	Replacement	1749	MORK-Services Replaced - Blanket	95	2	2.92%	3
	04/01/21	R17-53B1.20-P-0002	Other MO Water	Main	Replacement	1753	MOLS-Nike_Base_Rd_Sin_PVC_1100ft	(1,208)	(14)	1.39%	(17)
	04/01/21	R17-53C1.21-P-0001	Other MO Water	Main	Replacement	1753	MOLS_Mains - Unsheduled-Blanket	5,727	66	1.39%	80
	04/01/21	R17-53H1.21-P-0001	Other MO Water	Meters	Replacement	1753	MOLS-Services - Replaced Blanket	12,270	245	2.40%	294
	04/01/21	R17-53H1.21-P-0001	Other MO Water	Services	Replacement	1753	MOLS-Services - Replaced Blanket	2,886	70	2.92%	84
	04/01/21	R17-53J1.19-P-0001	Other MO Water	Meters	Replacement	1753	Blanket Work Order - Meters Replace	1,660	33	2.40%	40
	04/01/21	R17-55C1.21-P-0001	Other MO Water	Main	Replacement	1755	MOBM_Mains - Unsheduled-Blanket	10,730	124	1.39%	149
	04/01/21	R17-55F1.21-P-0001	Other MO Water	Hydrants	Replacement	1755	MOLBM_Hydrants Valves and Manholes-	3,440	53	1.85%	64
	04/01/21	R17-55H1.21-P-0001	Other MO Water	Services	Replacement	1755	MOLBM_Services and Laterals-Rpl Blan	3,238	79	2.92%	95
	04/01/21	R17-55J1.21-P-0001	Other MO Water	Meters	Replacement	1755	MOLBM_Meters - Replaced Blanket	17,645	353	2.40%	423
	05/01/21	I17-020134-01	STL County Water	Pumping	Replacement	1702	CP A High Serv Switchgear & Station	(12,889)	(183)	1.89%	(244)
	05/01/21	I17-020134-01	STL County Water	SCADA	Replacement	1702	CP A High Serv Switchgear & Station	(1,703)	(74)	5.76%	(98)
	05/01/21	I17-120007-01	Other MO Water	SCADA	Replacement	1712	JFC-WTP Clearwell & HSP5 (A-4)	28	1	5.77%	2
	05/01/21	I17-120011-01	Other MO Water	Hydrants	Replacement	1712	JFC-Schell_Ridge_Zone_Supply_Main	0	0	0.00%	0
	05/01/21	I17-330003-01	Other MO Water	SCADA	Replacement	1733	Trl States Well 6 & Storage Tank	0	0	0.00%	0
	05/01/21	I17-550001-01	Other MO Water	SCADA	Replacement	1755	MOBM-Saddlebrooke_Booster_Station	16	1	5.79%	1
	05/01/21	R17-01L1.20-P-0008	Other MO Water	SCADA	Replacement	(154)					

Missouri American Water Company  
 WSIRA 1 (January 2021 to July 2021) Eligible Projects  
 Replacements / Relocations

In Service	Work Order	Tariff Group	Asset Type	Account	Profit Center	Work Order Description	Investment	Accum Dep	Depr Rate	Dep Exp
05/01/21	R17-02B1.19-P-0012	STL County Water	Main	Replacement	1702	MOSL_MACKENZIE_RD_PHASE_1_12".PVC_1	(0)	0	15.82%	(0)
05/01/21	R17-02B1.19-P-0013	STL County Water	Hydrants	Replacement	1702	MOSL_MACKENZIE_RD_PHASE_2_12".PVC_1	(3,551)	(49)	1.85%	(66)
05/01/21	R17-02B1.19-P-0013	STL County Water	Main	Replacement	1702	MOSL_MACKENZIE_RD_PHASE_2_12".PVC_1	3,551	37	1.39%	49
05/01/21	R17-02B1.19-P-0016	STL County Water	Hydrants	Replacement	1702	MOSL_MULLANPHY_RD_PH_1_3028".12".RE	(100)	(1)	1.85%	(2)
05/01/21	R17-02B1.19-P-0016	STL County Water	Main	Replacement	1702	MOSL_MULLANPHY_RD_PH_1_3028".12".RE	(3,727)	(39)	1.39%	(52)
05/01/21	R17-02B1.19-P-0017	STL County Water	Hydrants	Replacement	1702	MOSL_MULLANPHY_RD_Ph1_2460_12".PVC	935	13	1.85%	17
05/01/21	R17-02B1.19-P-0017	STL County Water	Main	Replacement	1702	MOSL_MULLANPHY_RD_Ph1_2460_12".PVC	11,163	116	1.39%	155
05/01/21	R17-02B1.19-P-0021	STL County Water	Main	Replacement	1702	MOSL_LINDSAY_LN_Ph_1-2260_12".PVC	676	7	1.39%	9
05/01/21	R17-02B1.19-P-0022	STL County Water	Hydrants	Replacement	1702	MOSL_LINDSAY_LN_2560_12".PVC_PH_2	(25)	(0)	1.86%	(0)
05/01/21	R17-02B1.19-P-0022	STL County Water	Main	Replacement	1702	MOSL_LINDSAY_LN_2560_12".PVC_PH_2	(651)	(7)	1.39%	(9)
05/01/21	R17-02B1.19-P-0023	STL County Water	Hydrants	Replacement	1702	MOSL_LINDSAY_LN_1740_12".PVC_PH_3	(105)	(1)	1.84%	(2)
05/01/21	R17-02B1.19-P-0023	STL County Water	Main	Replacement	1702	MOSL_LINDSAY_LN_1740_12".PVC_PH_3	(9,750)	(102)	1.39%	(136)
05/01/21	R17-02B1.19-P-0028	STL County Water	Hydrants	Replacement	1702	MOSL_Big_Bend_Bldv_Ph1_16".3100".DI	10,244	142	1.85%	190
05/01/21	R17-02B1.19-P-0028	STL County Water	Main	Replacement	1702	MOSL_Big_Bend_Bldv_Ph1_16".3100".DI	95,105	991	1.39%	1,322
05/01/21	R17-02B1.19-P-0053	STL County Water	Hydrants	Replacement	1702	MOSL_Big_Bend_Bldv_16".TRFlex_Ph2	78,309	1,087	1.85%	1,449
05/01/21	R17-02B1.19-P-0053	STL County Water	Main	Replacement	1702	MOSL_Big_Bend_Bldv_16".TRFlex_Ph2	110,769	1,155	1.39%	1,540
05/01/21	R17-02B1.19-P-0053	STL County Water	Meters	Replacement	1702	MOSL_Big_Bend_Bldv_16".TRFlex_Ph2	4,509	81	2.40%	108
05/01/21	R17-02B1.19-P-0053	STL County Water	Services	Replacement	1702	MOSL_Big_Bend_Bldv_16".TRFlex_Ph2	9,018	198	2.92%	263
05/01/21	R17-02B1.19-P-0054	STL County Water	Hydrants	Replacement	1702	MOSL_Big_Bend_Bldv_Ph3_16".3100".DI	29,067	403	1.85%	538
05/01/21	R17-02B1.19-P-0054	STL County Water	Main	Replacement	1702	MOSL_Big_Bend_Bldv_Ph3_16".3100".DI	143,497	1,496	1.39%	1,995
05/01/21	R17-02B1.19-P-0054	STL County Water	Meters	Replacement	1702	MOSL_Big_Bend_Bldv_Ph3_16".3100".DI	529	10	2.40%	13
05/01/21	R17-02B1.19-P-0054	STL County Water	Services	Replacement	1702	MOSL_Big_Bend_Bldv_Ph3_16".3100".DI	264	6	2.92%	8
05/01/21	R17-02B1.19-P-0073	STL County Water	Hydrants	Replacement	1702	MOSL_SHACKELFORD_RETIRE_1991".8".CI	3	0	1.94%	0
05/01/21	R17-02B1.19-P-0073	STL County Water	Main	Replacement	1702	MOSL_SHACKELFORD_RETIRE_1991".8".CI	83	1	1.38%	1
05/01/21	R17-02B1.19-P-0074	STL County Water	Hydrants	Replacement	1702	MOSL_GLYN_CAGNY_PH1_12_PVC_3281_OBS	695	10	1.85%	13
05/01/21	R17-02B1.19-P-0074	STL County Water	Main	Replacement	1702	MOSL_GLYN_CAGNY_PH1_12_PVC_3281_OBS	14,316	149	1.39%	199
05/01/21	R17-02B1.19-P-0075	STL County Water	Hydrants	Replacement	1702	MOSL_GLYN_CAGNY_PH2_12_PVC_3281_OBS	389	5	1.85%	7
05/01/21	R17-02B1.19-P-0075	STL County Water	Main	Replacement	1702	MOSL_GLYN_CAGNY_PH2_12_PVC_3281_OBS	6,402	67	1.39%	89
05/01/21	R17-02B1.19-P-0098	STL County Water	Hydrants	Replacement	1702	MOSL_NANCY_PL_8".PVC_OBSL	3	0	2.01%	0
05/01/21	R17-02B1.19-P-0098	STL County Water	Main	Replacement	1702	MOSL_NANCY_PL_8".PVC_OBSL	75	1	1.39%	1
05/01/21	R17-02B1.19-P-0101	STL County Water	Hydrants	Replacement	1702	MOSL_BOPOP_DR_8".PVC_1110".OBSL	(2)	(0)	1.85%	(0)
05/01/21	R17-02B1.19-P-0101	STL County Water	Main	Replacement	1702	MOSL_BOPOP_DR_8".PVC_1110".OBSL	(15)	(0)	1.38%	(0)
05/01/21	R17-02B1.20-P-0006	STL County Water	Main	Replacement	1702	MOSL_LINDBERGH_GUELBRETH_20".PH4_OB	20,052	209	1.39%	279
05/01/21	R17-02B1.20-P-0006	STL County Water	Meters	Replacement	1702	MOSL_LINDBERGH_GUELBRETH_20".PH4_OB	(72)	(1)	2.40%	(2)
05/01/21	R17-02B1.20-P-0006	STL County Water	Services	Replacement	1702	MOSL_LINDBERGH_GUELBRETH_20".PH4_OB	(36)	(1)	2.93%	(1)
05/01/21	R17-02B1.20-P-0024	STL County Water	Hydrants	Replacement	1702	MOSL_DUNN/PERSHALL_PH1-20".DI_2060"	(473)	(7)	1.85%	(9)
05/01/21	R17-02B1.20-P-0024	STL County Water	Main	Replacement	1702	MOSL_DUNN/PERSHALL_PH1-20".DI_2060"	(9,611)	(100)	1.39%	(134)
05/01/21	R17-02B1.20-P-0024	STL County Water	Meters	Replacement	1702	MOSL_DUNN/PERSHALL_PH1-20".DI_2060"	(57)	(1)	2.39%	(1)
05/01/21	R17-02B1.20-P-0024	STL County Water	Services	Replacement	1702	MOSL_DUNN/PERSHALL_PH1-20".DI_2060"	(6)	(0)	2.87%	(0)
05/01/21	R17-02B1.20-P-0027	STL County Water	Hydrants	Replacement	1702	MOSL_CLAYMONT_EST_DR_16".TRFLX_5466	25,441	353	1.85%	471
05/01/21	R17-02B1.20-P-0027	STL County Water	Main	Replacement	1702	MOSL_CLAYMONT_EST_DR_16".TRFLX_5466	2,442	25	1.39%	34
05/01/21	R17-02B1.20-P-0028	STL County Water	Hydrants	Replacement	1702	MOSL_CLAYMONT_EST_DR_16".TRFLX_5466	1,317	18	1.85%	24
05/01/21	R17-02B1.20-P-0028	STL County Water	Main	Replacement	1702	MOSL_CLAYMONT_EST_DR_16".TRFLX_5466	74,593	778	1.39%	1,037
05/01/21	R17-02B1.20-P-0029	STL County Water	Hydrants	Replacement	1702	MOSL_CLAYMONT_EST_DR_16".TRFLX_5466	(1,905)	(26)	1.85%	(35)
05/01/21	R17-02B1.20-P-0029	STL County Water	Main	Replacement	1702	MOSL_CLAYMONT_EST_DR_16".TRFLX_5466	(35,449)	(370)	1.39%	(493)
05/01/21	R17-02B1.20-P-0030	STL County Water	Hydrants	Replacement	1702	MOSL_CLAYMONT_EST_DR_16".TRFLX_5466	(514)	(7)	1.85%	(10)
05/01/21	R17-02B1.20-P-0030	STL County Water	Main	Replacement	1702	MOSL_CLAYMONT_EST_DR_16".TRFLX_5466	(9,439)	(98)	1.39%	(131)
05/01/21	R17-02B1.20-P-0044	STL County Water	Hydrants	Replacement	1702	MOSL_HANLEY_IND_CT_PH1_12".PVC_1600	5	0	1.75%	0
05/01/21	R17-02B1.20-P-0044	STL County Water	Main	Replacement	1702	MOSL_HANLEY_IND_CT_PH1_12".PVC_1600	74	1	1.37%	1
05/01/21	R17-02B1.20-P-0048	STL County Water	Hydrants	Replacement	1702	MOSL_DUNN/BELLE_CIR_16".TRFLX_925'	(39)	(1)	1.86%	(1)
05/01/21	R17-02B1.20-P-0048	STL County Water	Main	Replacement	1702	MOSL_DUNN/BELLE_CIR_16".TRFLX_925'	(2,172)	(23)	1.39%	(30)
05/01/21	R17-02B1.20-P-0072	STL County Water	Hydrants	Replacement	1702	MOSL_St_Michaels_Ct_1900".12".DI_OB	54,548	757	1.85%	1,009
05/01/21	R17-02B1.20-P-0072	STL County Water	Main	Replacement	1702	MOSL_St_Michaels_Ct_1900".12".DI_OB	360,241	3,756	1.39%	5,007
05/01/21	R17-02B1.20-P-0072	STL County Water	Meters	Replacement	1702	MOSL_St_Michaels_Ct_1900".12".DI_OB	34,136	614	2.40%	819
05/01/21	R17-02B1.20-P-0072	STL County Water	Services	Replacement	1702	MOSL_St_Michaels_Ct_1900".12".DI_OB	85,341	1,869	2.92%	2,492
05/01/21	R17-02B1.21-P-0008	STL County Water	Hydrants	Replacement	1702	MOSL_I-55_8".PVC_12".OBSL	3,304	46	1.85%	61
05/01/21	R17-02B1.21-P-0008	STL County Water	Main	Replacement	1702	MOSL_I-55_8".PVC_12".OBSL	9,316	97	1.39%	129
05/01/21	R17-02B2.17-P-0008	STL County Water	Hydrants	Replacement	1702	MOSL_ARCH_TERRACE_1300".8".PVC_OBS	1,805	25	1.85%	33
05/01/21	R17-02B2.17-P-0008	STL County Water	Main	Replacement	1702	MOSL_ARCH_TERRACE_1300".8".PVC_OBS	32,399	338	1.39%	450
05/01/21	R17-02B2.17-P-0010	STL County Water	Hydrants	Replacement	1702	MOSL_MOORLANDS_DR_PH1_975".8".PVC_	(295)	(4)	1.85%	(5)
05/01/21	R17-02B2.17-P-0010	STL County Water	Main	Replacement	1702	MOSL_MOORLANDS_DR_PH1_975".8".PVC_	(185,652)	(1,935)	1.39%	(2,581)
05/01/21	R17-02B2.17-P-0013	STL County Water	Hydrants	Replacement	1702	MOSL_RALPH_TERR_800".8".PVC_OBSL	152	2	1.85%	3
05/01/21	R17-02B2.17-P-0013	STL County Water	Main	Replacement	1702	MOSL_RALPH_TERR_800".8".PVC_OBSL	6,120	64	1.39%	85
05/01/21	R17-02B2.18-P-0098	STL County Water	Hydrants	Replacement	1702	MOSL_LINDBERGH_DR_750".8".PVC_OBSL	11	0	1.86%	0
05/01/21	R17-02B2.18-P-0098	STL County Water	Main	Replacement	1702	MOSL_LINDBERGH_DR_750".8".PVC_OBSL	914	10	1.39%	13
05/01/21	R17-02B2.18-P-0099	STL County Water	Hydrants	Replacement	1702	MOSL_WEAVER_AVE_1354".12".PVC_OBSL	0	0	0.00%	0
05/01/21	R17-02B2.18-P-0099	STL County Water	Main	Replacement	1702	MOSL_WEAVER_AVE_1354".12".PVC_OBSL	299	3	1.39%	4
05/01/21	R17-02B2.18-P-0240	STL County Water	Hydrants	Replacement	1702	MOSL_BRICKEN_PL_8".PVC_967".OBSL	1,945	27	1.85%	36
05/01/21	R17-02B2.18-P-0240	STL County Water	Main	Replacement	1702	MOSL_BRICKEN_PL_8".PVC_967".OBSL	35,007	365	1.39%	487
05/01/21	R17-02B2.19-P-0038	STL County Water	Hydrants	Replacement	1702	MOSL_ASHWELL_DR_8".PVC_740".OBSL	(2,661)	(37)	1.85%	(49)
05/01/21	R17-02B2.19-P-0038	STL County Water	Main	Replacement	1702	MOSL_ASHWELL_DR_8".PVC_740".OBSL	2,661	28	1.39%	37
05/01/21	R17-02B2.19-P-0040	STL County Water	Hydrants	Replacement	1702	MOSL_E_YORKSHIRE_DR_8".PVC_1074".OB	308	4	1.85%	6
05/01/21	R17-02B2.19-P-0040	STL County Water	Main	Replacement	1702	MOSL_E_YORKSHIRE_DR_8".PVC_1074".OB	(308)	(3)	1.39%	(4)
05/01/21	R17-02B2.19-P-0043	STL County Water	Hydrants	Replacement	1702	MOSL_LYNNBROOK_RD_8".PVC_1679".REPL	5,214	72	1.85%	96
05/01/21	R17-02B2.19-P-0043	STL County Water	Main	Replacement	1702	MOSL_LYNNBROOK_RD_8".PVC_1679".REPL	(5,214)	(54)	1.39%	(72)
05/01/21	R17-02B2.19-P-0122	STL County Water	Hydrants	Replacement	1702	MOSL_ROXTON_DR_8".PVC_1940".OBSL	1,471	20	1.85%	27
05/01/21	R17-02B2.19-P-0122	STL County Water	Main	Replacement	1702	MOSL_ROXTON_DR_8".PVC_1940".OBSL	0	0	0.00%	0
05/01/21	R17-02B2.19-P-0156	STL County Water	Hydrants	Replacement	1702	MOSL_E_GLENDALE_RD_PH1_8".PVC_1895'	424	6	1.85%	8
05/01/21	R17-02B2.19-P-0156	STL County Water	Main	Replacement	1702	MOSL_E_GLENDALE_RD_PH1_8".PVC_1895'	33,516	349	1.39%	466
05/01/21	R17-02B2.19-P-0157	STL County Water	Hydrants	Replacement	1702	MOSL_E_GLENDALE_RD_PH2_8".PVC_1455'	(771)	(11)	1.85%	(14)
05/01/21	R17-02B2.19-P-0157	STL County Water	Main	Replacement	1702	MOSL_E_GLENDALE_RD_PH2_8".PVC_1455'	5,324	56	1.39%	74
05/01/21	R17-02B2.19-P-0159	STL County Water	Hydrants	Replacement	1702	MOSL_PARDELLA_AVE_8".PVC_2600".OBSL	299	4	1.85%	6
05/01/21	R17-02B2.19-P-0159	STL County Water	Main	Replacement	1702	MOSL_PARDELLA_AVE_8".PVC_2600".OBSL	(0)	0	1.97%	(0)
05/01/21	R17-02B2.19-P-0161	STL County Water	Hydrants	Replacement	1702	MOSL_GOETZ_AVE_8".PVC_1200".OBSL	0	0	0.00%	0
05/01/21	R17-02B2.19-P-0161	STL County Water	Main	Replacement	1702	MOSL_GOETZ_AVE_8".PVC_1200".OBSL	2,036	21	1.39%	28
05/01/21	R17-02B2.19-P-0170	STL County Water	Hydrants	Replacement	1702	MOSL_LAGRO_AVE_8".PVC_700".OBSL	2,815	29	1.39%	39
05/01/21	R17-02B2.19-P-0179	STL County Water	Hydrants	Replacement	1702	MOSL_BRAEMAR_DR_8".PVC_440".OBSL	415	6	1.85%	8
05/01/21	R17-02B2.19-P-0179	STL County Water								

Missouri American Water Company  
 WSIRA 1 (January 2021 to July 2021) Eligible Projects  
 Replacements / Relocations

In Service		Tariff Group	Asset Type	Account	Profit Center	Work Order Description	Investment	Accum Dep	Depr Rate	Dep Exp
Date	Work Order									
05/01/21	R17-0282.19-P-0204	STL County Water	Main	Replacement	1702	MOSL_JENNINGS_ST_RD_P2_8" PVC_2100	398,003	4,149	1.39%	5,532
05/01/21	R17-0282.19-P-0206	STL County Water	Hydrants	Replacement	1702	MOSL_LITZINGER_DR_PH2_8" PVC_931'	(756)	(11)	1.85%	(14)
05/01/21	R17-0282.19-P-0206	STL County Water	Main	Replacement	1702	MOSL_LITZINGER_DR_PH2_8" PVC_931'	756	8	1.39%	11
05/01/21	R17-0282.19-P-0209	STL County Water	Hydrants	Replacement	1702	MOSL_MCDONALD_PL_8" PVC_1190' OBSL	11,450	159	1.85%	212
05/01/21	R17-0282.19-P-0209	STL County Water	Main	Replacement	1702	MOSL_MCDONALD_PL_8" PVC_1190' OBSL	389,801	4,064	1.39%	5,418
05/01/21	R17-0282.19-P-0227	STL County Water	Hydrants	Replacement	1702	MOSL_WOODLAND_WAY_8" PVC_1150' OBSL	0	0	0.00%	0
05/01/21	R17-0282.19-P-0227	STL County Water	Main	Replacement	1702	MOSL_WOODLAND_WAY_8" PVC_1150' OBSL	3,703	39	1.39%	51
05/01/21	R17-0282.19-P-0227	STL County Water	Meters	Replacement	1702	MOSL_WOODLAND_WAY_8" PVC_1150' OBSL	0	0	0.00%	0
05/01/21	R17-0282.19-P-0227	STL County Water	Services	Replacement	1702	MOSL_WOODLAND_WAY_8" PVC_1150' OBSL	0	0	0.00%	0
05/01/21	R17-0282.19-P-0228	STL County Water	Main	Replacement	1702	MOSL_OVERBROOK_DR_8" PVC_800' OBSL	4,163	43	1.39%	58
05/01/21	R17-0282.19-P-0228	STL County Water	Meters	Replacement	1702	MOSL_OVERBROOK_DR_8" PVC_800' OBSL	0	0	0.00%	0
05/01/21	R17-0282.19-P-0228	STL County Water	Services	Replacement	1702	MOSL_OVERBROOK_DR_8" PVC_800' OBSL	0	0	0.00%	0
05/01/21	R17-0282.19-P-0231	STL County Water	Hydrants	Replacement	1702	MOSL_LITZINGER_DR_PH3_12" PVC_758"	18,598	258	1.85%	344
05/01/21	R17-0282.19-P-0231	STL County Water	Main	Replacement	1702	MOSL_LITZINGER_DR_PH3_12" PVC_758"	(18,598)	(194)	1.39%	(259)
05/01/21	R17-0282.19-P-0232	STL County Water	Hydrants	Replacement	1702	MOSL_ROSALIE_AVE_12" PVC_894' OBSL	(1,692)	(23)	1.85%	(31)
05/01/21	R17-0282.19-P-0232	STL County Water	Main	Replacement	1702	MOSL_ROSALIE_AVE_12" PVC_894' OBSL	1,692	18	1.39%	24
05/01/21	R17-0282.19-P-0244	STL County Water	Hydrants	Replacement	1702	MOSL_LILAC_DR_PH1_8" PVC_1125' OBSL	23,067	320	1.85%	427
05/01/21	R17-0282.19-P-0244	STL County Water	Main	Replacement	1702	MOSL_LILAC_DR_PH1_8" PVC_1125' OBSL	403,890	4,211	1.39%	5,614
05/01/21	R17-0282.19-P-0245	STL County Water	Hydrants	Replacement	1702	MOSL_LILAC_DR_PH2_8" PVC_1690' OBSL	156,781	2,175	1.85%	2,900
05/01/21	R17-0282.19-P-0245	STL County Water	Main	Replacement	1702	MOSL_LILAC_DR_PH2_8" PVC_1690' OBSL	525,631	5,480	1.39%	7,306
05/01/21	R17-0282.19-P-0246	STL County Water	Hydrants	Replacement	1702	MOSL_LILAC_DR_PH3_8" PVC_1175' OBSL	37,972	527	1.85%	702
05/01/21	R17-0282.19-P-0246	STL County Water	Main	Replacement	1702	MOSL_LILAC_DR_PH3_8" PVC_1175' OBSL	294,045	3,065	1.39%	4,087
05/01/21	R17-0282.19-P-0259	STL County Water	Hydrants	Replacement	1702	MOSL_WALDORF_DR_8" PVC_1763' OBSL	(48)	(1)	1.86%	(1)
05/01/21	R17-0282.19-P-0259	STL County Water	Main	Replacement	1702	MOSL_WALDORF_DR_8" PVC_1763' OBSL	(3,766)	(39)	1.39%	(52)
05/01/21	R17-0282.19-P-0278	STL County Water	Hydrants	Replacement	1702	MOSL_CENTRAL_AVE_8" PVC_1525' OBSL	18,206	253	1.85%	337
05/01/21	R17-0282.19-P-0278	STL County Water	Meters	Replacement	1702	MOSL_CENTRAL_AVE_8" PVC_1525' OBSL	94,287	983	1.39%	1,311
05/01/21	R17-0282.19-P-0278	STL County Water	Services	Replacement	1702	MOSL_CENTRAL_AVE_8" PVC_1525' OBSL	0	0	0.00%	0
05/01/21	R17-0282.19-P-0294	STL County Water	Hydrants	Replacement	1702	MOSL_VISCOUNT_DRIVE_8" PVC_2444' OB	152,939	2,122	1.85%	2,829
05/01/21	R17-0282.19-P-0294	STL County Water	Main	Replacement	1702	MOSL_VISCOUNT_DRIVE_8" PVC_2444' OB	978,371	10,200	1.39%	13,599
05/01/21	R17-0282.19-P-0295	STL County Water	Hydrants	Replacement	1702	MOSL_EDGEFIELD_DR_8" PVC_2428' OBSL	61,884	859	1.85%	1,145
05/01/21	R17-0282.19-P-0295	STL County Water	Main	Replacement	1702	MOSL_EDGEFIELD_DR_8" PVC_2428' OBSL	1,110,813	11,580	1.39%	15,440
05/01/21	R17-0282.19-P-0314	STL County Water	Hydrants	Replacement	1702	MOSL_GREENBRIAR_DR_945' 12" PVC_OBS	40,858	567	1.85%	756
05/01/21	R17-0282.19-P-0314	STL County Water	Main	Replacement	1702	MOSL_GREENBRIAR_DR_945' 12" PVC_OBS	275,352	2,871	1.39%	3,827
05/01/21	R17-0282.19-P-0318	STL County Water	Hydrants	Replacement	1702	MOSL_LADUE_MANOR_LN_2285' 12" PVC_O	20,229	281	1.85%	374
05/01/21	R17-0282.19-P-0318	STL County Water	Main	Replacement	1702	MOSL_LADUE_MANOR_LN_2285' 12" PVC_O	602,318	6,279	1.39%	8,372
05/01/21	R17-0282.19-P-0322	STL County Water	Main	Replacement	1702	MOSL_DERINDA_AVE_903' 8" PVC_OBSL	332,247	3,464	1.39%	4,618
05/01/21	R17-0282.19-P-0328	STL County Water	Hydrants	Replacement	1702	MOSL_MCNULTY_DR_8" PVC_870' OBSL	0	0	3.33%	0
05/01/21	R17-0282.19-P-0328	STL County Water	Main	Replacement	1702	MOSL_MCNULTY_DR_8" PVC_870' OBSL	8,261	86	1.39%	115
05/01/21	R17-0282.19-P-0328	STL County Water	Meters	Replacement	1702	MOSL_MCNULTY_DR_8" PVC_870' OBSL	0	0	0.00%	0
05/01/21	R17-0282.19-P-0328	STL County Water	Services	Replacement	1702	MOSL_MCNULTY_DR_8" PVC_870' OBSL	0	0	0.00%	0
05/01/21	R17-0282.19-P-0337	STL County Water	Hydrants	Replacement	1702	MOSL_ELMGROVE_AVE_8" PVC_1140' OBSL	0	0	0.00%	0
05/01/21	R17-0282.19-P-0337	STL County Water	Main	Replacement	1702	MOSL_ELMGROVE_AVE_8" PVC_1140' OBSL	2,306	24	1.39%	32
05/01/21	R17-0282.19-P-0337	STL County Water	Meters	Replacement	1702	MOSL_ELMGROVE_AVE_8" PVC_1140' OBSL	0	0	0.00%	0
05/01/21	R17-0282.19-P-0337	STL County Water	Services	Replacement	1702	MOSL_ELMGROVE_AVE_8" PVC_1140' OBSL	0	0	0.00%	0
05/01/21	R17-0282.19-P-0339	STL County Water	Hydrants	Replacement	1702	MOSL_ELMGROVE_AVE_8" PVC_1247' OBSL	0	0	1.56%	0
05/01/21	R17-0282.19-P-0339	STL County Water	Main	Replacement	1702	MOSL_ELMGROVE_AVE_8" PVC_1247' OBSL	9,993	104	1.39%	139
05/01/21	R17-0282.19-P-0339	STL County Water	Meters	Replacement	1702	MOSL_ELMGROVE_AVE_8" PVC_1247' OBSL	0	0	0.00%	0
05/01/21	R17-0282.19-P-0339	STL County Water	Services	Replacement	1702	MOSL_ELMGROVE_AVE_8" PVC_1247' OBSL	0	0	0.00%	0
05/01/21	R17-0282.19-P-0349	STL County Water	Main	Replacement	1702	MOSL_NOAH_DR_8" PVC_292' OBSL	119,078	1,241	1.39%	1,655
05/01/21	R17-0282.19-P-0350	STL County Water	Hydrants	Replacement	1702	MOSL_HENGUIN_DR_8" PVC_987' OBSL	27,647	384	1.85%	511
05/01/21	R17-0282.19-P-0350	STL County Water	Main	Replacement	1702	MOSL_HENGUIN_DR_8" PVC_987' OBSL	472,509	4,926	1.39%	6,568
05/01/21	R17-0282.19-P-0379	STL County Water	Hydrants	Replacement	1702	MOSL_BLACK_CREEK_LN_12" PVC_1455' O	26,349	366	1.85%	487
05/01/21	R17-0282.19-P-0379	STL County Water	Main	Replacement	1702	MOSL_BLACK_CREEK_LN_12" PVC_1455' O	531,091	5,537	1.39%	7,382
05/01/21	R17-0282.19-P-0379	STL County Water	Meters	Replacement	1702	MOSL_BLACK_CREEK_LN_12" PVC_1455' O	(2,831)	(51)	2.40%	(68)
05/01/21	R17-0282.19-P-0382	STL County Water	Services	Replacement	1702	MOSL_BLACK_CREEK_LN_12" PVC_1455' O	1	0	1.67%	0
05/01/21	R17-0282.19-P-0382	STL County Water	Hydrants	Replacement	1702	MOSL_BIG_BEND_BLDV_8" PVC_2050' OBSL	12,095	168	1.85%	224
05/01/21	R17-0282.19-P-0382	STL County Water	Main	Replacement	1702	MOSL_BIG_BEND_BLDV_8" PVC_2050' OBSL	386,868	4,033	1.39%	5,377
05/01/21	R17-0282.19-P-0383	STL County Water	Hydrants	Replacement	1702	MOSL_LAND_O_LAKES_DR_8" PVC_1332' OB	0	0	0.00%	0
05/01/21	R17-0282.19-P-0383	STL County Water	Main	Replacement	1702	MOSL_LAND_O_LAKES_DR_8" PVC_1332' OB	149	2	1.39%	2
05/01/21	R17-0282.19-P-0396	STL County Water	Hydrants	Replacement	1702	MOSL_S_ROLAND_BLDV_8" PVC_1400' OBS	0	0	0.00%	0
05/01/21	R17-0282.19-P-0396	STL County Water	Main	Replacement	1702	MOSL_S_ROLAND_BLDV_8" PVC_1400' OBS	3,475	36	1.39%	48
05/01/21	R17-0282.19-P-0396	STL County Water	Meters	Replacement	1702	MOSL_S_ROLAND_BLDV_8" PVC_1400' OBS	0	0	0.00%	0
05/01/21	R17-0282.19-P-0396	STL County Water	Services	Replacement	1702	MOSL_S_ROLAND_BLDV_8" PVC_1400' OBS	0	0	0.00%	0
05/01/21	R17-0282.19-P-0412	STL County Water	Hydrants	Replacement	1702	MOSL_LEETON_AVE_8" PVC_1460' OBSL	59,994	832	1.85%	1,110
05/01/21	R17-0282.19-P-0412	STL County Water	Main	Replacement	1702	MOSL_LEETON_AVE_8" PVC_1460' OBSL	510,442	5,321	1.39%	7,095
05/01/21	R17-0282.19-P-0413	STL County Water	Hydrants	Replacement	1702	MOSL_WEST_AVE_8" PVC_370' OBSL	20,624	286	1.85%	382
05/01/21	R17-0282.19-P-0413	STL County Water	Main	Replacement	1702	MOSL_WEST_AVE_8" PVC_370' OBSL	114,463	1,193	1.39%	1,591
05/01/21	R17-0282.19-P-0415	STL County Water	Hydrants	Replacement	1702	MOSL_SCRANTON_AVE_8" PVC_1460' OBSL	13,706	190	1.85%	254
05/01/21	R17-0282.19-P-0415	STL County Water	Main	Replacement	1702	MOSL_SCRANTON_AVE_8" PVC_1460' OBSL	305,670	3,187	1.39%	4,249
05/01/21	R17-0282.19-P-0416	STL County Water	Hydrants	Replacement	1702	MOSL_HUNTINGTON_DR_8" PVC_1320' OBS	12,522	174	1.85%	232
05/01/21	R17-0282.19-P-0416	STL County Water	Main	Replacement	1702	MOSL_HUNTINGTON_DR_8" PVC_1320' OBS	41,569	433	1.39%	578
05/01/21	R17-0282.19-P-0416	STL County Water	Meters	Replacement	1702	MOSL_HUNTINGTON_DR_8" PVC_1320' OBS	0	0	0.00%	0
05/01/21	R17-0282.19-P-0416	STL County Water	Services	Replacement	1702	MOSL_HUNTINGTON_DR_8" PVC_1320' OBS	(970)	(21)	2.92%	(28)
05/01/21	R17-0282.19-P-0427	STL County Water	Hydrants	Replacement	1702	MOSL_MIDLAND_BLDV_PH1_8" PVC_1250'	12,099	168	1.85%	224
05/01/21	R17-0282.19-P-0427	STL County Water	Main	Replacement	1702	MOSL_MIDLAND_BLDV_PH1_8" PVC_1250'	482,197	5,027	1.39%	6,703
05/01/21	R17-0282.19-P-0428	STL County Water	Main	Replacement	1702	MOSL_MIDLAND_BLDV_PH2_8" PVC_830' O	292,535	3,050	1.39%	4,066
05/01/21	R17-0282.19-P-0429	STL County Water	Main	Replacement	1702	MOSL_MIDLAND_BLDV_PH3_8" PVC_1095'	340,699	3,552	1.39%	4,736
05/01/21	R17-0282.19-P-0430	STL County Water	Hydrants	Replacement	1702	MOSL_OLD_JAMEST_RD_P1_12" PVC_2100'	39,890	553	1.85%	738
05/01/21	R17-0282.19-P-0430	STL County Water	Main	Replacement	1702	MOSL_OLD_JAMEST_RD_P1_12" PVC_2100'	751,961	7,839	1.39%	10,452
05/01/21	R17-0282.19-P-0430	STL County Water	Meters	Replacement	1702	MOSL_OLD_JAMEST_RD_P1_12" PVC_2100'	0	0	0.00%	0
05/01/21	R17-0282.19-P-0430	STL County Water	Services	Replacement	1702	MOSL_OLD_JAMEST_RD_P1_12" PVC_2100'	0	0	0.00%	0
05/01/21	R17-0282.19-P-0431	STL County Water	Hydrants	Replacement	1702	MOSL_OLD_JAMEST_RD_P2_12" PVC_2000'	36,099	501	1.85%	668
05/01/21	R17-0282.19-P-0431	STL County Water	Main	Replacement	1702	MOSL_OLD_JAMEST_RD_P2_12" PVC_2000'	697,760	7,274	1.39%	9,699
05/01/21	R17-0282.19-P-0431	STL County Water	Services	Replacement	1702	MOSL_OLD_JAMEST_RD_P2_12" PVC_2000'	0	0	0.00%	0
05/01/21	R17-0282.19-P-0432	STL County Water	Hydrants	Replacement	1702	MOSL_OLD_JAMEST_RD_P3_12" PVC_1700'	3,160	44	1.85%	58
05/01/21	R17-0282.19-P-0432	STL County Water	Main	Replacement	1702	MOSL_OLD_JAMEST_RD_P3_12" PVC_1700'	15,882	166	1.39%	221
05/01/21	R17-0									



Missouri American Water Company  
 WSIRA 1 (January 2021 to July 2021) Eligible Projects  
 Replacements / Relocations

In Service	Date	Work Order	Tariff Group	Asset Type	Account	Profit Center	Work Order Description	Investment	Accum Dep	Depr Rate	Dep Exp
	05/01/21	R17-02B2.19-P-0488	STL County Water	Main	Replacement	1702	MOSL_VORHOF_DR_P1_12" PVC_1050' OBS	12,367	129	1.39%	172
	05/01/21	R17-02B2.19-P-0488	STL County Water	Meters	Replacement	1702	MOSL_VORHOF_DR_P1_12" PVC_1050' OBS	3	0	2.17%	0
	05/01/21	R17-02B2.19-P-0488	STL County Water	Services	Replacement	1702	MOSL_VORHOF_DR_P1_12" PVC_1050' OBS	1	0	2.90%	0
	05/01/21	R17-02B2.19-P-0507	STL County Water	Hydrants	Replacement	1702	MOSL_BROWN_RD_PH1_12" PVC_1275' OB	15,644	3	1.85%	4
	05/01/21	R17-02B2.19-P-0507	STL County Water	Main	Replacement	1702	MOSL_BROWN_RD_PH1_12" PVC_1275' OB	20,289	164	1.39%	218
	05/01/21	R17-02B2.19-P-0508	STL County Water	Hydrants	Replacement	1702	MOSL_BROWN_RD_PH2_12" PVC_1235' OB	13,758	191	1.85%	255
	05/01/21	R17-02B2.19-P-0508	STL County Water	Main	Replacement	1702	MOSL_BROWN_RD_PH2_12" PVC_1235' OB	46,775	488	1.39%	650
	05/01/21	R17-02B2.19-P-0509	STL County Water	Hydrants	Replacement	1702	MOSL_BROWN_RD_PH3_12" PVC_1660' OB	123	2	1.84%	2
	05/01/21	R17-02B2.20-P-0047	STL County Water	Main	Replacement	1702	MOSL_BROWN_RD_PH3_12" PVC_1660' OB	15,104	157	1.39%	210
	05/01/21	R17-02B2.20-P-0047	STL County Water	Hydrants	Replacement	1702	MOSL_BROWNELL_AVE_8" PVC_1350' OBSL	20,394	283	1.85%	377
	05/01/21	R17-02B2.20-P-0047	STL County Water	Main	Replacement	1702	MOSL_BROWNELL_AVE_8" PVC_1350' OBSL	492,847	5,138	1.39%	6,851
	05/01/21	R17-02B2.20-P-0059	STL County Water	Hydrants	Replacement	1702	MOSL_WASHINGTON_AVE_12" PVC_2575' O	(302)	(4)	1.85%	(6)
	05/01/21	R17-02B2.20-P-0059	STL County Water	Main	Replacement	1702	MOSL_WASHINGTON_AVE_12" PVC_2575' O	(8,883)	(93)	1.39%	(123)
	05/01/21	R17-02B2.20-P-0060	STL County Water	Hydrants	Replacement	1702	MOSL_VASSAR_AVE_8" PVC_800' OBSL	2,094	29	1.85%	39
	05/01/21	R17-02B2.20-P-0060	STL County Water	Main	Replacement	1702	MOSL_VASSAR_AVE_8" PVC_800' OBSL	0	0	0.00%	0
	05/01/21	R17-02B2.20-P-0082	STL County Water	Hydrants	Replacement	1702	MOSL_MIDLAND_BVLD_8" PVC_1775' OBSL	116,020	1,610	1.85%	2,146
	05/01/21	R17-02B2.20-P-0082	STL County Water	Main	Replacement	1702	MOSL_MIDLAND_BVLD_8" PVC_1775' OBSL	794,340	8,281	1.39%	11,041
	05/01/21	R17-02B2.21-P-0059	STL County Water	Hydrants	Replacement	1702	MOSL_CLAYCHESTER_DR_8" PVC_1725' OB	27,724	385	1.85%	513
	05/01/21	R17-02B2.21-P-0059	STL County Water	Main	Replacement	1702	MOSL_CLAYCHESTER_DR_8" PVC_1725' OB	520,065	5,422	1.39%	7,229
	05/01/21	R17-02B2.21-P-0068	STL County Water	Hydrants	Replacement	1702	MOSL_SCUDDER_AVE_8" DI_650' OBSL	15,761	219	1.85%	292
	05/01/21	R17-02B2.21-P-0068	STL County Water	Main	Replacement	1702	MOSL_SCUDDER_AVE_8" DI_650' OBSL	331,783	3,459	1.39%	4,612
	05/01/21	R17-02C1.18-P-0164	STL County Water	Main	Replacement	1702	ARDALE DR 6" CI MB 2' PVC	(627)	(7)	1.39%	(9)
	05/01/21	R17-02C1.18-P-1506	STL County Water	Main	Replacement	1702	HAVERFORD RD 6" CI MB 7' PVC	0	0	0.00%	0
	05/01/21	R17-02C1.19-P-0210	STL County Water	Hydrants	Replacement	1702	MAIN/VALVE MAR 11-17 2019	3	0	1.54%	0
	05/01/21	R17-02C1.19-P-0210	STL County Water	Main	Replacement	1702	MAIN/VALVE MAR 11-17 2019	14	0	1.47%	0
	05/01/21	R17-02C1.19-P-0222	STL County Water	Main	Replacement	1702	MAIN/VALVE JUNE 3-9 2019	4	0	0.00%	0
	05/01/21	R17-02C1.19-P-0223	STL County Water	Main	Replacement	1702	MAIN/VALVE JUNE 9-16 2019	4	0	0.24%	0
	05/01/21	R17-02C1.19-P-0228	STL County Water	Main	Replacement	1702	MAIN/VALVE JULY 15-21 2019	371	4	1.39%	5
	05/01/21	R17-02C1.19-P-0229	STL County Water	Main	Replacement	1702	MAIN/VALVE JULY 22-28 2019	189	2	1.38%	3
	05/01/21	R17-02C1.19-P-0232	STL County Water	Main	Replacement	1702	MAIN/VALVE AUG 12-18 2019	20,596	215	1.39%	286
	05/01/21	R17-02C1.19-P-0244	STL County Water	Main	Replacement	1702	MAIN/VALVE OCT 14-20 2019	145	2	1.35%	2
	05/01/21	R17-02C1.19-P-0247	STL County Water	Main	Replacement	1702	MAIN/VALVE NOV 4-10 2019	5,268	55	1.39%	73
	05/01/21	R17-02C1.19-P-0248	STL County Water	Main	Replacement	1702	MAIN/VALVE NOV 11-17 2019	170	2	1.37%	2
	05/01/21	R17-02C1.19-P-0251	STL County Water	Main	Replacement	1702	MAIN/VALVE DEC 2-8 2019	151	1	1.42%	2
	05/01/21	R17-02C1.19-P-0252	STL County Water	Main	Replacement	1702	MAIN/VALVE DEC 9-15 2019	17	0	2.12%	0
	05/01/21	R17-02C1.20-P-0003	STL County Water	Main	Replacement	1702	MAIN/VALVE JAN 13-19 2020	17	0	1.19%	0
	05/01/21	R17-02C1.20-P-0004	STL County Water	Main	Replacement	1702	MAIN/VALVE JAN 21-26 2020	17	0	1.90%	0
	05/01/21	R17-02C1.20-P-0005	STL County Water	Main	Replacement	1702	MAIN/VALVE JAN 27 - FEB 2 2020	17	0	1.43%	0
	05/01/21	R17-02C1.20-P-0010	STL County Water	Main	Replacement	1702	MAIN/VALVE FEB 24 - MAR 1 2020	4	0	0.00%	0
	05/01/21	R17-02C1.20-P-0016	STL County Water	Main	Replacement	1702	MAIN/VALVE APR 6-12 2020	165	2	1.34%	2
	05/01/21	R17-02C1.20-P-0022	STL County Water	Main	Replacement	1702	MAIN/VALVE MAY 17-24 2020	446	5	1.40%	6
	05/01/21	R17-02C1.20-P-0024	STL County Water	Main	Replacement	1702	MAIN/VALVE JUNE 1-7 2020	545	6	1.38%	8
	05/01/21	R17-02C1.20-P-0026	STL County Water	Main	Replacement	1702	MAIN/VALVE JUNE 15-21 2020	165	2	1.44%	2
	05/01/21	R17-02C1.20-P-0027	STL County Water	Main	Replacement	1702	MAIN/VALVE JUNE 22-28 2020	2,627	27	1.41%	37
	05/01/21	R17-02C1.20-P-0029	STL County Water	Main	Replacement	1702	MAIN/VALVE JULY 6-12 2020	9,072	94	1.39%	126
	05/01/21	R17-02C1.20-P-0030	STL County Water	Main	Replacement	1702	MAIN/VALVE JULY 13-19 2020	50	1	1.39%	1
	05/01/21	R17-02C1.20-P-0031	STL County Water	Main	Replacement	1702	MAIN/VALVE JULY 20-26 2020	4,236	44	1.39%	59
	05/01/21	R17-02C1.20-P-0033	STL County Water	Main	Replacement	1702	MAIN/VALVE AUG 3-9 2020	744	8	1.39%	10
	05/01/21	R17-02C1.20-P-0034	STL County Water	Main	Replacement	1702	MAIN/VALVE AUG 10-16 2020	238	2	1.39%	3
	05/01/21	R17-02C1.20-P-0044	STL County Water	Main	Replacement	1702	MAIN/VALVE OCT 12-18 2020	36,932	385	1.39%	513
	05/01/21	R17-02C1.20-P-0045	STL County Water	Main	Replacement	1702	MAIN/VALVE OCT 19-25 2020	6,509	68	1.39%	90
	05/01/21	R17-02C1.20-P-0047	STL County Water	Main	Replacement	1702	MAIN/VALVE NOV 2-8 2020	6,980	73	1.39%	97
	05/01/21	R17-02C1.20-P-0050	STL County Water	Main	Replacement	1702	MAIN/VALVE NOV 23-29 2020	413	4	1.38%	6
	05/01/21	R17-02C1.20-P-0051	STL County Water	Main	Replacement	1702	MAIN/VALVE NOV 30-DEC 6 2020	(2,164)	(23)	1.39%	(30)
	05/01/21	R17-02C1.20-P-0052	STL County Water	Main	Replacement	1702	MAIN/VALVE DEC 7-13 2020	1,263	13	1.41%	18
	05/01/21	R17-02C1.20-P-0053	STL County Water	Main	Replacement	1702	MAIN/VALVE DEC 14-20 2020	2,211	23	1.40%	31
	05/01/21	R17-02C1.20-P-0054	STL County Water	Main	Replacement	1702	MAIN/VALVE DEC 21-27 2020	97	1	1.47%	1
	05/01/21	R17-02C1.20-P-0055	STL County Water	Main	Replacement	1702	MAIN/VALVE DEC 28 2020 - JAN 3 2021	4,366	45	1.39%	61
	05/01/21	R17-02C1.21-P-0002	STL County Water	Main	Replacement	1702	MAIN/VALVE JAN 4-10 2021	40,280	420	1.39%	560
	05/01/21	R17-02C1.21-P-0003	STL County Water	Main	Replacement	1702	MAIN/VALVE JAN 11-17 2021	30,550	318	1.39%	425
	05/01/21	R17-02C1.21-P-0004	STL County Water	Main	Replacement	1702	MAIN/VALVE JAN 18-24 2021	(6,025)	(63)	1.39%	(84)
	05/01/21	R17-02C1.21-P-0005	STL County Water	Main	Replacement	1702	MAIN/VALVE JAN 25-31 2021	3,410	35	1.39%	47
	05/01/21	R17-02C1.21-P-0006	STL County Water	Main	Replacement	1702	MAIN/VALVE FEB 1-7 2021	44,673	466	1.39%	621
	05/01/21	R17-02C1.21-P-0007	STL County Water	Main	Replacement	1702	MAIN/VALVE FEB 8-14 2021	152,768	1,593	1.39%	2,124
	05/01/21	R17-02C1.21-P-0008	STL County Water	Main	Replacement	1702	MAIN/VALVE FEB 15-21 2021	222,937	2,324	1.39%	3,099
	05/01/21	R17-02C1.21-P-0009	STL County Water	Main	Replacement	1702	MAIN/VALVE FEB 22-28 2021	30,597	319	1.39%	425
	05/01/21	R17-02C1.21-P-0010	STL County Water	Main	Replacement	1702	MAIN/VALVE MAR 1-7 2021	23,131	241	1.39%	322
	05/01/21	R17-02C1.21-P-0011	STL County Water	Main	Replacement	1702	MAIN/VALVE MAR 8-14 2021	3,488	36	1.39%	49
	05/01/21	R17-02C1.21-P-0012	STL County Water	Main	Replacement	1702	MAIN/VALVE MAR 15-21 2021	5,536	58	1.39%	77
	05/01/21	R17-02C1.21-P-0013	STL County Water	Main	Replacement	1702	MAIN/VALVE MAR 22-28	8,824	92	1.39%	123
	05/01/21	R17-02C1.21-P-0014	STL County Water	Main	Replacement	1702	MAIN/VALVE MAR 29 - APR 4 2021	(24,932)	(260)	1.39%	(347)
	05/01/21	R17-02C1.21-P-0015	STL County Water	Main	Replacement	1702	MAIN/VALVE APR 5-11 2021	(171,509)	(1,788)	1.39%	(2,384)
	05/01/21	R17-02C1.21-P-0016	STL County Water	Main	Replacement	1702	MAIN/VALVE APR 12-18 2021	(92,333)	(963)	1.39%	(1,283)
	05/01/21	R17-02C1.21-P-0017	STL County Water	Main	Replacement	1702	MAIN/VALVE APR 19-25 2021	164,331	1,713	1.39%	2,284
	05/01/21	R17-02C1.21-P-0018	STL County Water	Main	Replacement	1702	MAIN/VALVE APR 20 - MAY 2 2021	218,987	2,283	1.39%	3,044
	05/01/21	R17-02C1.21-P-0019	STL County Water	Main	Replacement	1702	MAIN/VALVE MAY 3-9 2021	373,455	3,893	1.39%	5,191
	05/01/21	R17-02C1.21-P-0020	STL County Water	Main	Replacement	1702	MAIN/VALVE MAY 10-16 2021	370,531	3,863	1.39%	5,150
	05/01/21	R17-02C1.21-P-0021	STL County Water	Main	Replacement	1702	MAIN/VALVE MAY 17-23 2021	81,468	849	1.39%	1,132
	05/01/21	R17-02D1.20-P-0006	STL County Water	Main	Replacement	1702	MOSL_Caulk's Creek-1' 36" DI-RELO	175,953	1,834	1.39%	2,446
	05/01/21	R17-02F1.20-P-0021	STL County Water	Hydrants	Replacement	1702	HYDRANT MAY 11-17 2020	3,116	43	1.85%	58
	05/01/21	R17-02F1.20-P-0029	STL County Water	Hydrants	Replacement	1702	HYDRANT JULY 6-12 2020	0	0	0.00%	0
	05/01/21	R17-02F1.20-P-0049	STL County Water	Hydrants	Replacement	1702	HYDRANT NOV 16-22 2020	1,407	20	1.85%	26
	05/01/21	R17-02F1.21-P-0002	STL County Water	Hydrants	Replacement	1702	HYDRANT JAN 4-10 2021	0	0	0.00%	0
	05/01/21	R17-02F1.21-P-0003	STL County Water	Hydrants	Replacement	1702	HYDRANT JAN 11-17 2021	(0)	0	0.00%	0
	05/01/21	R17-02F1.21-P-0004	STL County Water	Hydrants	Replacement	1702	HYDRANT JAN 18-24 2021	(1,558)	(22)	1.85%	(29)
	05/01/21	R17-02F1.21-P-0012	STL County Water	Hydrants	Replacement	1702	HYDRANT MAR 15-21 2021	877	12	1.85%	16
	05/01/21										

Missouri American Water Company  
 WSIRA 1 (January 2021 to July 2021) Eligible Projects  
 Replacements / Relocations

In Service	Work Order	Tariff Group	Asset Type	Account	Profit Center	Work Order Description	Investment	Accum Dep	Depr Rate	Dep Exp
05/01/21	R17-02G1.21-P-0004	STL County Water	Services	Replacement	1702	MOSI_Cherry_Tree_Ln_3_Svcs_RELO	15,261	334	2.92%	446
05/01/21	R17-02J1.15-P-0003	STL County Water	Meters	Replacement	1702	AMI Meter DCU's	24,954	636	3.40%	848
05/01/21	R17-02J1.20-P-0001	STL County Water	Meters	Replacement	1702	MOSI_Meters-Replaced-Blanket	7,426	134	2.40%	178
05/01/21	R17-02J1.21-P-0001	STL County Water	Meters	Replacement	1702	MOSI_Meters - Replaced Blanket	587,395	10,573	2.40%	14,097
05/01/21	R17-02Q1.20-P-0015	STL County Water	Treatment	Replacement	1702	SCP: SB Filter Eff Valves & Actuato	1,569	26	2.18%	34
05/01/21	R17-02Q1.20-P-0016	STL County Water	Treatment	Replacement	1702	SCP: SB Chem Dist Pump Replacement	0	0	0.00%	0
05/01/21	R17-02Q1.20-P-0191	STL County Water	Pumping	Replacement	1702	CCP: Replace Low Lift 6 motor & con	(3,591)	(51)	1.89%	(68)
05/01/21	R17-03B1.20-P-0009	Other MO Water	Main	Replacement	1703	MOSI_Bethel_Rd_2350LF_2"PVC_Rpl	(0)	0	(100.00%)	(0)
05/01/21	R17-03B1.20-P-0009	Other MO Water	Services	Replacement	1703	MOSI_Bethel_Rd_2350LF_2"PVC_Rpl	0	0	100.00%	0
05/01/21	R17-03B1.21-P-0003	Other MO Water	Hydrants	Replacement	1703	MOSI_18th_Calhoun_W Main Rpl PVC	(786)	(11)	1.85%	(15)
05/01/21	R17-03B1.21-P-0003	Other MO Water	Main	Replacement	1703	MOSI_18th_Calhoun_W Main Rpl PVC	(8,550)	(89)	1.39%	(119)
05/01/21	R17-03B1.21-P-0003	Other MO Water	Services	Replacement	1703	MOSI_18th_Calhoun_W Main Rpl PVC	(295)	(6)	2.92%	(9)
05/01/21	R17-03C1.20-P-0001	Other MO Water	Main	Replacement	1703	MOSI_Mains-Unscheduled Blanket	11,155	116	1.39%	155
05/01/21	R17-03C1.21-P-0001	Other MO Water	Main	Replacement	1703	MOSI_Mains - Unsheduled-Blanket	515,741	5,377	1.39%	7,169
05/01/21	R17-03F1.21-P-0001	Other MO Water	Hydrants	Replacement	1703	MOSI_Hydrants Valves and Manholes-R	(11,529)	(160)	1.85%	(213)
05/01/21	R17-03H1.21-P-0001	Other MO Water	Meters	Replacement	1703	MOSI_Services and Laterals - Rpl BI	80,545	1,450	2.40%	1,933
05/01/21	R17-03H1.21-P-0001	Other MO Water	Services	Replacement	1703	MOSI_Services and Laterals - Rpl BI	26,501	580	2.92%	774
05/01/21	R17-03J1.20-P-0001	Other MO Water	Meters	Replacement	1703	MOSI_Meters-Replaced-Blanket	1,163	21	2.40%	28
05/01/21	R17-03J1.21-P-0001	Other MO Water	Meters	Replacement	1703	MOSI_Meters - Replaced Blanket	9,925	179	2.40%	238
05/01/21	R17-03Q1.20-P-0016	Other MO Water	Pumping	Replacement	1703	MOSI_DP pump #1	113	3	3.79%	4
05/01/21	R17-03Q1.21-P-0006	Other MO Water	Pumping	Replacement	1703	MOSI_pig pump motor	3,804	185	6.48%	246
05/01/21	R17-03Q1.21-P-0014	Other MO Water	Pumping	Replacement	1703	MOSI_slaker valves	6,549	318	6.48%	424
05/01/21	R17-04B1.20-P-0006	Other MO Water	Hydrants	Replacement	1704	MOPV NW Prairie View Phase II	3,922	54	1.85%	73
05/01/21	R17-04B1.20-P-0006	Other MO Water	Main	Replacement	1704	MOPV NW Prairie View Phase II	60,136	627	1.39%	836
05/01/21	R17-04C1.21-P-0001	Other MO Water	Main	Replacement	1704	MOPV_Mains - Unsheduled-Blanket	909	9	1.39%	13
05/01/21	R17-04F1.21-P-0001	Other MO Water	Hydrants	Replacement	1704	MOPV_Hydrants Valves and Manholes-R	0	0	0.00%	0
05/01/21	R17-04H1.21-P-0001	Other MO Water	Meters	Replacement	1704	MOPV_Services and Laterals - Rpl BI	12,483	225	2.40%	300
05/01/21	R17-04H1.21-P-0001	Other MO Water	Services	Replacement	1704	MOPV_Services and Laterals - Rpl BI	6,097	134	2.92%	178
05/01/21	R17-04J1.21-P-0001	Other MO Water	Meters	Replacement	1704	MOPV_Meters - Replaced Blanket	1,643	30	2.40%	39
05/01/21	R17-06C1.20-P-0001	Other MO Water	Main	Replacement	1706	MOWB-Mains-Unsheduled Blanket	0	0	0.00%	0
05/01/21	R17-06C1.21-P-0001	Other MO Water	Main	Replacement	1706	MOWB_Mains - Unsheduled-Blanket	49,600	517	1.39%	689
05/01/21	R17-06F1.20-P-0001	Other MO Water	Hydrants	Replacement	1706	MOWB-Hydr Valves and Mnhs-Rep-Bla	0	0	#####	(0)
05/01/21	R17-06F1.21-P-0001	Other MO Water	Hydrants	Replacement	1706	MOWB_Hydrants Valves and Manholes-R	5,878	82	1.85%	109
05/01/21	R17-06H1.20-P-0001	Other MO Water	Meters	Replacement	1706	MOWB_Services and Laterals-Rep-Bla	800	14	2.40%	19
05/01/21	R17-06H1.20-P-0001	Other MO Water	Services	Replacement	1706	MOWB_Services and Laterals-Rep-Bla	(625)	(14)	2.92%	(18)
05/01/21	R17-06H1.21-P-0001	Other MO Water	Meters	Replacement	1706	MOWB_Services and Laterals - Rpl BI	10,968	197	2.40%	263
05/01/21	R17-06H1.21-P-0001	Other MO Water	Services	Replacement	1706	MOWB_Services and Laterals - Rpl BI	2,885	63	2.92%	84
05/01/21	R17-06J1.21-P-0001	Other MO Water	Meters	Replacement	1706	MOWB_Meters - Replaced Blanket	16,365	295	2.40%	393
05/01/21	R17-08B1.20-P-0002	Other MO Water	Main	Replacement	1708	MOR-N.Small_E_Broadway_250LF_8in	0	0	0.00%	(0)
05/01/21	R17-08H1.21-P-0001	Other MO Water	Services	Replacement	1708	MORB_Services and Laterals - Rpl BI	0	0	0.00%	0
05/01/21	R17-08J1.21-P-0001	Other MO Water	Meters	Replacement	1708	MORB_Meters - Replaced Blanket	250	5	2.40%	6
05/01/21	R17-09C1.20-P-0001	Other MO Water	Main	Replacement	1709	MOSC-Mains-Unsheduled Blanket	0	0	0.00%	0
05/01/21	R17-09C1.21-P-0001	Other MO Water	Main	Replacement	1709	MOSC_Mains - Unsheduled-Blanket	148,991	1,553	1.39%	2,071
05/01/21	R17-09F1.21-P-0001	Other MO Water	Hydrants	Replacement	1709	MOSC_Hydrants Valves and Manholes-R	5,374	75	1.85%	99
05/01/21	R17-09H1.20-P-0001	Other MO Water	Services	Replacement	1709	MOSC_Services and Laterals-Rep-Bla	11	0	2.83%	0
05/01/21	R17-09H1.21-P-0001	Other MO Water	Services	Replacement	1709	MOSC_Services and Laterals - Rpl BI	13,316	292	2.92%	389
05/01/21	R17-09J1.20-P-0001	Other MO Water	Meters	Replacement	1709	MOSC-Meters-Replaced-Blanket	(1,700)	(31)	2.40%	(41)
05/01/21	R17-09J1.21-P-0001	Other MO Water	Meters	Replacement	1709	MOSC_Meters - Replaced Blanket	155,671	2,802	2.40%	3,786
05/01/21	R17-09Q1.20-P-0003	Other MO Water	Pumping	Replacement	1709	MOSC_PUMP_IV	15,159	215	1.89%	287
05/01/21	R17-10C1.21-P-0001	Other MO Water	Main	Replacement	1710	MOMX_Mains - Unsheduled-Blanket	48,686	508	1.39%	677
05/01/21	R17-10F1.21-P-0001	Other MO Water	Hydrants	Replacement	1710	MOMX_Hydrants Valves and Manholes-R	0	0	0.00%	0
05/01/21	R17-10H1.20-P-0001	Other MO Water	Services	Replacement	1710	MOMX_Services and Laterals-Rep-Bla	(57)	(1)	2.92%	(2)
05/01/21	R17-10H1.21-P-0001	Other MO Water	Services	Replacement	1710	MOMX_Services and Laterals - Rpl BI	1,359	30	2.92%	40
05/01/21	R17-10J1.21-P-0001	Other MO Water	Meters	Replacement	1710	MOMX_Meters - Replaced Blanket	11,838	213	2.40%	284
05/01/21	R17-11B1.20-P-0002	Other MO Water	Hydrants	Replacement	1711	MOJP Oak Ave 2420' 8 DI" Phase 1	(1,696)	(24)	1.85%	(31)
05/01/21	R17-11B1.20-P-0002	Other MO Water	Services	Replacement	1711	MOJP Oak Ave 2420' 8 DI" Phase 1	(4,651)	(48)	1.39%	(65)
05/01/21	R17-11B1.20-P-0011	Other MO Water	Hydrants	Replacement	1711	MOJP Oak Ave 2420' 8 DI" Phase 1	(945)	(21)	2.92%	(28)
05/01/21	R17-11B1.20-P-0011	Other MO Water	Main	Replacement	1711	44th & Main St 900' 8" DI	63	1	1.86%	1
05/01/21	R17-11B1.20-P-0011	Other MO Water	Main	Replacement	1711	44th & Main St 900' 8" DI	174	2	1.39%	2
05/01/21	R17-11B1.20-P-0011	Other MO Water	Services	Replacement	1711	44th & Main St 900' 8" DI	162	4	2.92%	5
05/01/21	R17-11B1.20-P-0013	Other MO Water	Hydrants	Replacement	1711	22nd & Highview 660' 8" PVC	53	1	1.84%	1
05/01/21	R17-11B1.20-P-0013	Other MO Water	Main	Replacement	1711	22nd & Highview 660' 8" PVC	70	1	1.38%	1
05/01/21	R17-11B1.20-P-0013	Other MO Water	Services	Replacement	1711	22nd & Highview 660' 8" PVC	10	0	2.92%	0
05/01/21	R17-11B1.21-P-0003	Other MO Water	Main	Replacement	1711	MOJP_45th & Lorraine Dr. 900' 2"	89,615	934	1.39%	1,246
05/01/21	R17-11B1.21-P-0003	Other MO Water	Services	Replacement	1711	MOJP_45th & Lorraine Dr. 900' 2"	35,161	770	2.92%	1,027
05/01/21	R17-11C1.21-P-0001	Other MO Water	Main	Replacement	1711	MOJP_Mains - Unsheduled-Blanket	13,203	138	1.39%	184
05/01/21	R17-11F1.21-P-0001	Other MO Water	Hydrants	Replacement	1711	MOJP_Hydrants Valves and Manholes-R	(368)	(5)	1.85%	(7)
05/01/21	R17-11H1.21-P-0001	Other MO Water	Services	Replacement	1711	MOJP_Replacement Services	24,904	545	2.92%	727
05/01/21	R17-11J1.21-P-0001	Other MO Water	Meters	Replacement	1711	MOJP_Meters - Replaced Blanket	128,404	2,311	2.40%	3,082
05/01/21	R17-11Q1.21-P-0006	Other MO Water	Pumping	Replacement	1711	MOJP-Well #7 Replacement/Improvement	113,338	1,578	1.89%	2,104
05/01/21	R17-12B1.21-P-0005	Other MO Water	Main	Replacement	1712	MOJC_1528_Tanner_Bridge_VJC3151_New	6,469	67	1.39%	90
05/01/21	R17-12C1.19-P-0001	Other MO Water	Main	Replacement	1712	Mains Unsheduled-Blanket	0	(0)	0.00%	0
05/01/21	R17-12C1.21-P-0001	Other MO Water	Main	Replacement	1712	MOJC_Mains - Unsheduled-Blanket	13,471	140	1.39%	187
05/01/21	R17-12F1.21-P-0001	Other MO Water	Hydrants	Replacement	1712	MOJC_Hydrants Valves and Manholes-R	0	0	0.00%	0
05/01/21	R17-12G1.21-P-0001	Other MO Water	Services	Replacement	1712	MOJC_Services and Laterals - New BI	43,259	947	2.92%	1,263
05/01/21	R17-12J1.21-P-0001	Other MO Water	Meters	Replacement	1712	MOJC_Meters - Replaced Blanket	37,033	667	2.4%	889
05/01/21	R17-23B1.20-P-0003	Other MO Water	Main	Replacement	1723	Headwaters Motel 300' 2" PVP	0	(0)	0.00%	0
05/01/21	R17-23B1.20-P-0003	Other MO Water	Services	Replacement	1723	Headwaters Motel 300' 2" PVP	0	0	0.00%	0
05/01/21	R17-23C1.21-P-0002	Other MO Water	Main	Replacement	1723	White Branch 2' PVC & Valve Replace	3,686	38	1.39%	51
05/01/21	R17-23C1.21-P-0002	Other MO Water	Services	Replacement	1723	White Branch 2' PVC & Valve Replace	1,626	36	2.92%	47
05/01/21	R17-24H1.21-P-0001	Other MO Water	Meters	Replacement	1724	MOMW_Services - Replaced Blanket	458	8	2.40%	11
05/01/21	R17-24H1.21-P-0001	Other MO Water	Services	Replacement	1724	MOMW_Services - Replaced Blanket	2,528	55	2.92%	74
05/01/21	R17-24J1.21-P-0001	Other MO Water	Meters	Replacement	1724	MOMW_Meters - Replaced Blanket	372	7	2.40%	9
05/01/21	R17-41C1.21-P-0001	Other MO Water	Main	Replacement	1741	MORD_Mains - Unsheduled-Blanket	6,136	64	1.39%	85
05/01/21	R17-43C1.21-P-0001	Other MO Water	Main	Replacement	1743	MOHH_Mains - Unsheduled-Blanket	0	0	19.22%	0
05/01/21	R17-47C1.21-P-0001	Other MO Water	Main	Replacement	1747	MOWD_Mains - Unsheduled-Blanket	9,170	96	1.39%	127
05/01/21	R17-47F1.21-P-0001	Other MO Water	Hydrants	Replacement	1747	MOWD_Hydrants Valves and Manholes-R	37	1	1.84%	1
05/01/21	R17-49H1.20-P-0001	Other MO Water	Services	Replacement	1749	MORR-Replaced Services-Blanket	0	0	0.00%	0
05/01/21	R17-49H1.21-P-0001	Other MO Water	Services	Replacement	1749	MORR-Services Replaced - Blanket	318	7	2.92%	9
05/01/21	R17-53C1.21-P-0001	Other MO Water	Main	Replacement	1753	MOLS_Mains - Unsheduled-Blanket	2,279	24	1.39%	32
05/01/21	R17-53F1.21-P-0001	Other MO Water	Hydrants	Replacement	1753	MOLS_Hydrants Valves and Manholes-R	5,785	80	1.85%	107
05/01/21	R17-53H1.21-P-0001	Other MO Water	Meters	Replacement	1753	MOLS-Services - Replaced Blanket	(35,866)	(646)	2.40%	(861)
05/01/21	R17-53H1.21-P-0001	Other MO Water	Services	Replacement	1753	MOLS-Services - Replaced Blanket	38,547	844	2.92%	1,216
05/01/21	R17-53J1.19-P-0001	Other MO Water	Meters	Replacement	1753					

Missouri American Water Company  
 WSIRA 1 (January 2021 to July 2021) Eligible Projects  
 Replacements / Relocations

In Service	Work Order	Tariff Group	Asset Type	Account	Profit Center	Work Order Description	Investment	Accum Dep	Depr Rate	Dep Exp
06/01/21	117-550001-01	Other MO Water	SCADA	Replacement	1755	MOBM-Saddlebrook, Booster Station	900	35	5.76%	52
06/01/21	R17-02B1.15-P-0212	STL County Water	Hydrants	Replacement	1702	Lakeshire_Dr_1280'_8" PVC_OBSL	708	9	1.85%	13
06/01/21	R17-02B1.15-P-0212	STL County Water	Main	Replacement	1702	Lakeshire_Dr_1280'_8" PVC_OBSL	(1,924)	(18)	1.39%	(27)
06/01/21	R17-02B1.15-P-0212	STL County Water	Meters	Replacement	1702	Lakeshire_Dr_1280'_8" PVC_OBSL	0	0	0.00%	0
06/01/21	R17-02B1.15-P-0212	STL County Water	Services	Replacement	1702	Lakeshire_Dr_1280'_8" PVC_OBSL	0	0	0.00%	0
06/01/21	R17-02B1.17-P-0030	STL County Water	Main	Replacement	1702	MOSL_HOGHOLLOW_ABASIN_30" VALVE_OBS	4,731	44	1.39%	66
06/01/21	R17-02B1.18-P-0055	STL County Water	Hydrants	Replacement	1702	MOSL-DUNN/PERSHALL_PH_2_20_DI-1650-	(16)	(0)	1.88%	(0)
06/01/21	R17-02B1.18-P-0055	STL County Water	Main	Replacement	1702	MOSL-DUNN/PERSHALL_PH_2_20_DI-1650-	(0)	0	(8.58%)	(0)
06/01/21	R17-02B1.19-P-0011	STL County Water	Main	Replacement	1702	MOSL_REAVIS_BARRACKS_RD_12" PVC_207	0	0	0.00%	0
06/01/21	R17-02B1.19-P-0012	STL County Water	Main	Replacement	1702	MOSL_MACKENZIE_RD_PHASE_1_12" PVC_1	0	0	0.00%	0
06/01/21	R17-02B1.19-P-0013	STL County Water	Hydrants	Replacement	1702	MOSL_MACKENZIE_RD_PHASE_2_12" PVC_1	0	0	0.00%	0
06/01/21	R17-02B1.19-P-0016	STL County Water	Hydrants	Replacement	1702	MOSL_MULLANPHY_RD_PH_1_3028" 12" RE	(22)	(0)	1.83%	(0)
06/01/21	R17-02B1.19-P-0016	STL County Water	Main	Replacement	1702	MOSL_MULLANPHY_RD_PH_1_3028" 12" RE	(801)	(7)	1.39%	(11)
06/01/21	R17-02B1.19-P-0017	STL County Water	Hydrants	Replacement	1702	MOSL_MULLANPHY_RD_Ph1_2460_12" PVC	(797)	(10)	1.85%	(15)
06/01/21	R17-02B1.19-P-0017	STL County Water	Main	Replacement	1702	MOSL_MULLANPHY_RD_Ph1_2460_12" PVC	(2,441)	(23)	1.39%	(34)
06/01/21	R17-02B1.19-P-0021	STL County Water	Main	Replacement	1702	MOSL_LINDSAY_LN_Ph_1-2260" 12" PVC	(11)	(0)	1.43%	(0)
06/01/21	R17-02B1.19-P-0022	STL County Water	Main	Replacement	1702	MOSL_LINDSAY_LN_2560" 12" PVC_PH_2	0	0	0.00%	0
06/01/21	R17-02B1.19-P-0028	STL County Water	Hydrants	Replacement	1702	MOSL_Big_Bend_Blvd_Ph1_16" 3100" DI	1,255	15	1.85%	23
06/01/21	R17-02B1.19-P-0028	STL County Water	Main	Replacement	1702	MOSL_Big_Bend_Blvd_Ph1_16" 3100" DI	8,438	78	1.39%	117
06/01/21	R17-02B1.19-P-0044	STL County Water	Hydrants	Replacement	1702	MOSL_OAK_AVE_8" PVC_1403'_OBSL	0	0	0.00%	0
06/01/21	R17-02B1.19-P-0046	STL County Water	Hydrants	Replacement	1702	MOSL_RANGER_DR_8" PVC_743'_OBSL	0	0	0.00%	0
06/01/21	R17-02B1.19-P-0047	STL County Water	Hydrants	Replacement	1702	MOSL_REVERE_CN_8" PVC_1584'_OBSL	0	0	0.00%	0
06/01/21	R17-02B1.19-P-0049	STL County Water	Hydrants	Replacement	1702	MOSL_BIRCHWOOD_DR_8" PVC_1395'_OBSL	0	0	0.00%	0
06/01/21	R17-02B1.19-P-0053	STL County Water	Hydrants	Replacement	1702	MOSL_Big_Bend_Blvd_16" TRFlex_Ph2	(1,122)	(14)	1.85%	(21)
06/01/21	R17-02B1.19-P-0053	STL County Water	Main	Replacement	1702	MOSL_Big_Bend_Blvd_16" TRFlex_Ph2	4,178	39	1.39%	58
06/01/21	R17-02B1.19-P-0053	STL County Water	Meters	Replacement	1702	MOSL_Big_Bend_Blvd_16" TRFlex_Ph2	170	3	2.40%	4
06/01/21	R17-02B1.19-P-0053	STL County Water	Services	Replacement	1702	MOSL_Big_Bend_Blvd_16" TRFlex_Ph2	340	7	2.92%	10
06/01/21	R17-02B1.19-P-0054	STL County Water	Hydrants	Replacement	1702	MOSL_Big_Bend_Blvd_Ph3_16" 3100" DI	20,348	251	1.85%	376
06/01/21	R17-02B1.19-P-0054	STL County Water	Main	Replacement	1702	MOSL_Big_Bend_Blvd_Ph3_16" 3100" DI	52,656	488	1.39%	732
06/01/21	R17-02B1.19-P-0054	STL County Water	Meters	Replacement	1702	MOSL_Big_Bend_Blvd_Ph3_16" 3100" DI	370	6	2.40%	9
06/01/21	R17-02B1.19-P-0054	STL County Water	Services	Replacement	1702	MOSL_Big_Bend_Blvd_Ph3_16" 3100" DI	185	4	2.92%	5
06/01/21	R17-02B1.19-P-0072	STL County Water	Main	Replacement	1702	MOSL_WILDWOOD_PKWY_8" PVC_1875'_OBSL	0	0	0.00%	0
06/01/21	R17-02B1.19-P-0073	STL County Water	Main	Replacement	1702	MOSL_SHACKELFORD_RETIRE_1991'_8" CI	0	0	0.00%	0
06/01/21	R17-02B1.19-P-0074	STL County Water	Hydrants	Replacement	1702	MOSL_GLYN_CAGNY_PH1_12_PVC_3281_OBS	(17)	(0)	1.79%	(0)
06/01/21	R17-02B1.19-P-0074	STL County Water	Main	Replacement	1702	MOSL_GLYN_CAGNY_PH1_12_PVC_3281_OBS	(345)	(3)	1.39%	(5)
06/01/21	R17-02B1.19-P-0075	STL County Water	Hydrants	Replacement	1702	MOSL_GLYN_CAGNY_PH2_12_PVC_3281_OBS	0	0	0.00%	0
06/01/21	R17-02B1.19-P-0076	STL County Water	Main	Replacement	1702	MOSL_GLYN_CAGNY_PH3_12_PVC_3281_OBS	0	0	0.00%	0
06/01/21	R17-02B1.19-P-0077	STL County Water	Main	Replacement	1702	MOSL_FOREST_PKY_8" PVC_989'_OBSL	0	0	0.00%	0
06/01/21	R17-02B1.19-P-0092	STL County Water	Main	Replacement	1702	MOSL_HIGHLAND RIDGE_DR_8" PVC_2200'	0	0	0.00%	0
06/01/21	R17-02B1.19-P-0093	STL County Water	Main	Replacement	1702	MOSL_KENILWORTH_LN_8" PVC_2000'_OBSL	0	0	0.00%	0
06/01/21	R17-02B1.19-P-0094	STL County Water	Main	Replacement	1702	MOSL_DEVON_CT_8" PVC_225'_OBSL	0	0	0.00%	0
06/01/21	R17-02B1.19-P-0099	STL County Water	Hydrants	Replacement	1702	MOSL_WILDWOOD_PKWY_8" PVC_1585'_OBSL	0	0	0.00%	0
06/01/21	R17-02B1.19-P-0101	STL County Water	Hydrants	Replacement	1702	MOSL_BOPOP_DR_8" PVC_1110'_OBSL	0	0	0.00%	0
06/01/21	R17-02B1.19-P-0109	STL County Water	Hydrants	Replacement	1702	MOSL_BRAEBURN_DR_8" PVC_1225'_OBSL	0	0	0.00%	0
06/01/21	R17-02B1.19-P-0110	STL County Water	Main	Replacement	1702	MOSL_CELLA_RD_8" PVC_1850'_OBSL	0	0	0.00%	0
06/01/21	R17-02B1.19-P-0136	STL County Water	Hydrants	Replacement	1702	MOSL_EDDIE_N_PARK_RD_PH1_16_DI_1650	96	1	1.84%	2
06/01/21	R17-02B1.19-P-0136	STL County Water	Main	Replacement	1702	MOSL_EDDIE_N_PARK_RD_PH1_16_DI_1650	3,342	31	1.39%	46
06/01/21	R17-02B1.19-P-0137	STL County Water	Main	Replacement	1702	MOSL_EDDIE_N_PARK_RD_PH2_16_DI_1475	0	0	0.00%	0
06/01/21	R17-02B1.19-P-0138	STL County Water	Main	Replacement	1702	MOSL_EDDIE_N_PARK_RD_PH3_16_DI_1940	0	0	0.00%	0
06/01/21	R17-02B1.20-P-0006	STL County Water	Main	Replacement	1702	MOSL_LINDBERGH_GUELBRETH_20" PH4_OB	8,617	80	1.39%	120
06/01/21	R17-02B1.20-P-0006	STL County Water	Meters	Replacement	1702	MOSL_LINDBERGH_GUELBRETH_20" PH4_OB	99	2	2.39%	2
06/01/21	R17-02B1.20-P-0006	STL County Water	Services	Replacement	1702	MOSL_LINDBERGH_GUELBRETH_20" PH4_OB	49	1	2.91%	1
06/01/21	R17-02B1.20-P-0024	STL County Water	Hydrants	Replacement	1702	MOSL_DUNN/PERSHALL_PH1-20" DI_2060'	876	11	1.85%	16
06/01/21	R17-02B1.20-P-0024	STL County Water	Main	Replacement	1702	MOSL_DUNN/PERSHALL_PH1-20" DI_2060'	19,568	181	1.39%	272
06/01/21	R17-02B1.20-P-0024	STL County Water	Meters	Replacement	1702	MOSL_DUNN/PERSHALL_PH1-20" DI_2060'	22	0	2.47%	1
06/01/21	R17-02B1.20-P-0024	STL County Water	Services	Replacement	1702	MOSL_DUNN/PERSHALL_PH1-20" DI_2060'	11	0	2.93%	0
06/01/21	R17-02B1.20-P-0027	STL County Water	Hydrants	Replacement	1702	MOSL_CLAYMONT_EST_DR_16" TRFLX_5466	(23,431)	(289)	1.85%	(433)
06/01/21	R17-02B1.20-P-0027	STL County Water	Main	Replacement	1702	MOSL_CLAYMONT_EST_DR_16" TRFLX_5466	125,481	1,163	1.39%	1,744
06/01/21	R17-02B1.20-P-0028	STL County Water	Hydrants	Replacement	1702	MOSL_CLAYMONT_EST_DR_16" TRFLX_5466	(3,443)	(42)	1.85%	(64)
06/01/21	R17-02B1.20-P-0028	STL County Water	Main	Replacement	1702	MOSL_CLAYMONT_EST_DR_16" TRFLX_5466	(118,546)	(1,099)	1.39%	(1,648)
06/01/21	R17-02B1.20-P-0029	STL County Water	Hydrants	Replacement	1702	MOSL_CLAYMONT_EST_DR_16" TRFLX_5466	(576)	(7)	1.85%	(11)
06/01/21	R17-02B1.20-P-0029	STL County Water	Main	Replacement	1702	MOSL_CLAYMONT_EST_DR_16" TRFLX_5466	(13,751)	(127)	1.39%	(191)
06/01/21	R17-02B1.20-P-0030	STL County Water	Hydrants	Replacement	1702	MOSL_CLAYMONT_EST_DR_16" TRFLX_5466	(1,263)	(16)	1.85%	(23)
06/01/21	R17-02B1.20-P-0030	STL County Water	Main	Replacement	1702	MOSL_CLAYMONT_EST_DR_16" TRFLX_5466	(36,392)	(337)	1.39%	(506)
06/01/21	R17-02B1.20-P-0036	STL County Water	Hydrants	Replacement	1702	MOSL_OAK_VALLEY_DR_PH1_8" PVC_1297'	0	0	0.00%	0
06/01/21	R17-02B1.20-P-0044	STL County Water	Hydrants	Replacement	1702	MOSL_HANLEY_IND_CT_PH1_12" PVC_1600	(10)	(0)	1.92%	(0)
06/01/21	R17-02B1.20-P-0044	STL County Water	Main	Replacement	1702	MOSL_HANLEY_IND_CT_PH1_12" PVC_1600	(161)	(2)	1.39%	(2)
06/01/21	R17-02B1.20-P-0045	STL County Water	Main	Replacement	1702	MOSL_HANLEY_IND_CT_PH2_12" PVC_1700	0	0	0.00%	0
06/01/21	R17-02B1.20-P-0048	STL County Water	Hydrants	Replacement	1702	MOSL_DUNN/BELLE CIR_16" TRFLX_925'	0	0	0.00%	0
06/01/21	R17-02B1.20-P-0048	STL County Water	Main	Replacement	1702	MOSL_DUNN/BELLE CIR_16" TRFLX_925'	(23)	(0)	1.39%	(0)
06/01/21	R17-02B1.20-P-0072	STL County Water	Hydrants	Replacement	1702	MOSL_St_Michaels_Ct_1900'_12" DI_OB	338	4	1.85%	6
06/01/21	R17-02B1.20-P-0072	STL County Water	Main	Replacement	1702	MOSL_St_Michaels_Ct_1900'_12" DI_OB	15,800	146	1.39%	220
06/01/21	R17-02B1.20-P-0072	STL County Water	Meters	Replacement	1702	MOSL_St_Michaels_Ct_1900'_12" DI_OB	1,497	24	2.40%	36
06/01/21	R17-02B1.20-P-0072	STL County Water	Services	Replacement	1702	MOSL_St_Michaels_Ct_1900'_12" DI_OB	3,743	73	2.92%	109
06/01/21	R17-02B1.20-P-0081	STL County Water	Hydrants	Replacement	1702	MOSL_MARBROOKE_LN_440'_8" REPL	(1)	(0)	1.34%	(0)
06/01/21	R17-02B1.20-P-0081	STL County Water	Main	Replacement	1702	MOSL_MARBROOKE_LN_440'_8" REPL	(18)	(0)	1.38%	(0)
06/01/21	R17-02B1.21-P-0008	STL County Water	Hydrants	Replacement	1702	MOSL_I-55_8" PVC_12" OBSL	(23)	(0)	1.84%	(0)
06/01/21	R17-02B1.21-P-0008	STL County Water	Main	Replacement	1702	MOSL_I-55_8" PVC_12" OBSL	(66)	(1)	1.38%	(1)
06/01/21	R17-02B1.21-P-0009	STL County Water	Main	Replacement	1702	MOSL_Bellefontaine_Rd_12" HDPE_150'	145,662	1,350	1.39%	2,025
06/01/21	R17-02B1.21-P-0008	STL County Water	Hydrants	Replacement	1702	MOSL_ARCH_TERRACE_1300'_8" PVC_OBS	150	2	1.85%	3
06/01/21	R17-02B1.21-P-0008	STL County Water	Main	Replacement	1702	MOSL_ARCH_TERRACE_1300'_8" PVC_OBS	(3,377)	(31)	1.39%	(47)
06/01/21	R17-02B1.21-P-0009	STL County Water	Hydrants	Replacement	1702	MOSL_GISSLER_AVE_770'_8" PVC_OBSL	(79,083)	(975)	1.85%	(1,463)
06/01/21	R17-02B1.21-P-0009	STL County Water	Main	Replacement	1702	MOSL_GISSLER_AVE_770'_8" PVC_OBSL	118,328	1,097	1.39%	1,645
06/01/21	R17-02B1.21-P-0010	STL County Water	Hydrants	Replacement	1702	MOSL_MOORLANDS_DR_PH1_975'_8" PVC_	(3,083)	(38)	1.85%	(57)
06/01/21	R17-02B1.21-P-0010	STL County Water	Main	Replacement	1702	MOSL_MOORLANDS_DR_PH1_975'_8" PVC_	1,272	12	1.39%	(18)
06/01/21	R17-02B1.21-P-0010	STL County Water	Meters	Replacement	1702	MOSL_MOORLANDS_DR_PH1_975'_8" PVC_	0	0	0.00%	0
06/01/21	R17-02B1.21-P-0010	STL County Water	Services	Replacement	1702	MOSL_MOORLANDS_DR_PH1_975'_8" PVC_	0	0	0.00%	0
06/01/21	R17-02B1.21-P-0013	STL County Water	Hydrants	Replacement	1702	MOSL_RALPH_TERR_800'_8" PVC_OBSL	0	0	0.00%	0
06/01/21	R17-02B1.21-P-0014	STL County Water	Main	Replacement	1702	MOSL_HELEN_AVE_875'_12" PVC_OBSL	0	0	0.00%	0
06/01/21	R17-02B1.									

Missouri American Water Company  
 WSIRA 1 (January 2021 to July 2021) Eligible Projects  
 Replacements / Relocations

In Service		Tariff Group	Asset Type	Account	Profit Center	Work Order Description	Investment	Accum Dep	Depr Rate	Dep Exp
Date	Work Order									
06/01/21	R17-02B2.19-P-0041	STL County Water	Hydrants	Replacement	1702	MOSL_KINGSGWAY_DR_8"PVC_1603'_OBSL	0	0	0.00%	0
06/01/21	R17-02B2.19-P-0042	STL County Water	Main	Replacement	1702	MOSL_HURSTGREEN_LN_8"PVC_1661'_REP	0	0	0.00%	0
06/01/21	R17-02B2.19-P-0043	STL County Water	Main	Replacement	1702	MOSL_LYNNBROOK_RD_8"PVC_1679'_REPL	0	0	0.00%	0
06/01/21	R17-02B2.19-P-0071	STL County Water	Main	Replacement	1702	MOSL-MARSHALL_AVE_PH_1-12_PVC-1610-	(274,409)	(2,543)	1.39%	(3,814)
06/01/21	R17-02B2.19-P-0112	STL County Water	Hydrants	Replacement	1702	MOSL_UNION_RD_PHASE_1_12"PVC_1187	0	0	0.00%	0
06/01/21	R17-02B2.19-P-0113	STL County Water	Hydrants	Replacement	1702	MOSL_UNION_RD_PHASE_2_12"PVC_1460	0	0	0.00%	0
06/01/21	R17-02B2.19-P-0114	STL County Water	Main	Replacement	1702	MOSL_UNION_RD_PHASE_3_8"PVC_1511'	0	0	0.00%	0
06/01/21	R17-02B2.19-P-0115	STL County Water	Main	Replacement	1702	MOSL_MORGANFORD_RD_8"PVC_564'_OBSL	0	0	0.00%	0
06/01/21	R17-02B2.19-P-0116	STL County Water	Main	Replacement	1702	MOSL_SANTEN_DR_8"PVC_1145'_OBSL	0	0	0.00%	0
06/01/21	R17-02B2.19-P-0117	STL County Water	Main	Replacement	1702	MOSL_COLVIN_DR_8"PVC_1010'_OBSL	0	0	0.00%	0
06/01/21	R17-02B2.19-P-0118	STL County Water	Hydrants	Replacement	1702	MOSL_BLISS_DR_8"PVC_1830'_OBSL	0	0	0.00%	0
06/01/21	R17-02B2.19-P-0119	STL County Water	Hydrants	Replacement	1702	MOSL_EWELL_DR_8"PVC_1700'_OBSL	0	0	0.00%	0
06/01/21	R17-02B2.19-P-0120	STL County Water	Hydrants	Replacement	1702	MOSL_HOYT_DR_8"PVC_1900'_OBSL	0	0	0.00%	0
06/01/21	R17-02B2.19-P-0121	STL County Water	Main	Replacement	1702	MOSL_NECTAR_DR_8"PVC_710'_OBSL	0	0	0.00%	0
06/01/21	R17-02B2.19-P-0122	STL County Water	Hydrants	Replacement	1702	MOSL_ROXTON_DR_8"PVC_1940'_OBSL	(1,479)	(18)	1.85%	(27)
06/01/21	R17-02B2.19-P-0122	STL County Water	Main	Replacement	1702	MOSL_ROXTON_DR_8"PVC_1940'_OBSL	(165)	(2)	1.39%	(2)
06/01/21	R17-02B2.19-P-0128	STL County Water	Hydrants	Replacement	1702	MOSL_VARGAS_DR_8"PVC_1940'_OBSL	0	0	0.00%	0
06/01/21	R17-02B2.19-P-0129	STL County Water	Hydrants	Replacement	1702	MOSL_LARKSPUR_DR_8"PVC_565'_OBSL	0	0	0.00%	0
06/01/21	R17-02B2.19-P-0130	STL County Water	Hydrants	Replacement	1702	MOSL_EDGECLIFFE_DR_8"PVC_1400'_OBS	0	0	0.00%	0
06/01/21	R17-02B2.19-P-0131	STL County Water	Main	Replacement	1702	MOSL_CLEARFIELD_DR_8"PVC_1290'_OBS	0	0	0.00%	0
06/01/21	R17-02B2.19-P-0132	STL County Water	Hydrants	Replacement	1702	MOSL_FORESTWOOD_DR_PH1_8"PVC_2500'	0	0	0.00%	0
06/01/21	R17-02B2.19-P-0133	STL County Water	Main	Replacement	1702	MOSL_FORESTWOOD_DR_PH2_8"PVC_2400'	0	0	0.00%	0
06/01/21	R17-02B2.19-P-0134	STL County Water	Main	Replacement	1702	MOSL_VERSHIRE_CT_8"PVC_270'_OBSL	0	0	0.00%	0
06/01/21	R17-02B2.19-P-0138	STL County Water	Main	Replacement	1702	MOSL_GREEN_SLOPE_DR_8"PVC_1770'_OBS	0	0	0.00%	0
06/01/21	R17-02B2.19-P-0139	STL County Water	Main	Replacement	1702	MOSL_OLD_MANOR_RD_8"PVC_1640'_OBSL	0	0	0.00%	0
06/01/21	R17-02B2.19-P-0140	STL County Water	Hydrants	Replacement	1702	MOSL_HALLSTEAD_DR_8"PVC_1590'_OBSL	0	0	0.00%	0
06/01/21	R17-02B2.19-P-0141	STL County Water	Main	Replacement	1702	MOSL_ASHTON_DR_8"PVC_450'_OBSL	0	0	0.00%	0
06/01/21	R17-02B2.19-P-0146	STL County Water	Main	Replacement	1702	MOSL_CARMELO_DR_8"PVC_725'_OBSL	0	0	0.00%	0
06/01/21	R17-02B2.19-P-0147	STL County Water	Main	Replacement	1702	MOSL_PINETREE_LN_770'_8"PVC_OBSL	0	0	0.00%	0
06/01/21	R17-02B2.19-P-0148	STL County Water	Main	Replacement	1702	MOSL_BROOKDALE_DR_565'_8"PVC_OBSL	0	0	0.00%	0
06/01/21	R17-02B2.19-P-0149	STL County Water	Main	Replacement	1702	MOSL_BROOKRIDGE_DR_8"PVC_660'_OBSL	0	0	0.00%	0
06/01/21	R17-02B2.19-P-0150	STL County Water	Main	Replacement	1702	MOSL_TOFT_LN_8"PVC_300'_OBSL	0	0	0.00%	0
06/01/21	R17-02B2.19-P-0151	STL County Water	Hydrants	Replacement	1702	MOSL_LILAC_AVE_8"PVC_675'_OBSL	0	0	0.00%	0
06/01/21	R17-02B2.19-P-0152	STL County Water	Main	Replacement	1702	MOSL_ST_GEORGES_PL_8"PVC_1200'_OBS	0	0	0.00%	0
06/01/21	R17-02B2.19-P-0153	STL County Water	Hydrants	Replacement	1702	MOSL_COLEBROOK_DR_8"PVC_300'_OBSL	0	0	0.00%	0
06/01/21	R17-02B2.19-P-0154	STL County Water	Hydrants	Replacement	1702	MOSL_CORMAR_DR_8"PVC_1200'_OBSL	0	0	0.00%	0
06/01/21	R17-02B2.19-P-0155	STL County Water	Hydrants	Replacement	1702	MOSL_ZEISS_AVE_8"PVC_1190'_OBSL	0	0	0.00%	0
06/01/21	R17-02B2.19-P-0156	STL County Water	Hydrants	Replacement	1702	MOSL_E_GLENDALE_RD_PH1_8"PVC_1895'	89	1	1.85%	2
06/01/21	R17-02B2.19-P-0156	STL County Water	Main	Replacement	1702	MOSL_E_GLENDALE_RD_PH1_8"PVC_1895'	9,017	84	1.39%	125
06/01/21	R17-02B2.19-P-0156	STL County Water	Meters	Replacement	1702	MOSL_E_GLENDALE_RD_PH1_8"PVC_1895'	(5,025)	(80)	2.40%	(121)
06/01/21	R17-02B2.19-P-0156	STL County Water	Services	Replacement	1702	MOSL_E_GLENDALE_RD_PH1_8"PVC_1895'	0	0	0.00%	0
06/01/21	R17-02B2.19-P-0157	STL County Water	Hydrants	Replacement	1702	MOSL_E_GLENDALE_RD_PH2_8"PVC_1455'	228	3	1.85%	4
06/01/21	R17-02B2.19-P-0157	STL County Water	Main	Replacement	1702	MOSL_E_GLENDALE_RD_PH2_8"PVC_1455'	10,424	97	1.39%	145
06/01/21	R17-02B2.19-P-0159	STL County Water	Hydrants	Replacement	1702	MOSL_PARDELLA_AVE_8"PVC_2600'_OBSL	(11)	(0)	1.87%	(0)
06/01/21	R17-02B2.19-P-0159	STL County Water	Main	Replacement	1702	MOSL_PARDELLA_AVE_8"PVC_2600'_OBSL	0	0	0.00%	0
06/01/21	R17-02B2.19-P-0161	STL County Water	Hydrants	Replacement	1702	MOSL_GOETZ_AVE_8"PVC_1200'_OBSL	(2,329)	(29)	1.85%	(43)
06/01/21	R17-02B2.19-P-0161	STL County Water	Main	Replacement	1702	MOSL_GOETZ_AVE_8"PVC_1200'_OBSL	57,760	535	1.39%	803
06/01/21	R17-02B2.19-P-0161	STL County Water	Meters	Replacement	1702	MOSL_GOETZ_AVE_8"PVC_1200'_OBSL	1	0	2.53%	0
06/01/21	R17-02B2.19-P-0161	STL County Water	Services	Replacement	1702	MOSL_GOETZ_AVE_8"PVC_1200'_OBSL	0	0	0.00%	0
06/01/21	R17-02B2.19-P-0168	STL County Water	Main	Replacement	1702	MOSL_CLAYTON_RD_PHASE2_12"PVC_1700'	0	0	0.00%	0
06/01/21	R17-02B2.19-P-0169	STL County Water	Main	Replacement	1702	MOSL_VALLEY_VIEW_PL_8"PVC_550'_OBSL	0	0	0.00%	0
06/01/21	R17-02B2.19-P-0170	STL County Water	Main	Replacement	1702	MOSL_LAGRO_AVE_8"PVC_700'_OBSL	59,829	554	1.39%	832
06/01/21	R17-02B2.19-P-0170	STL County Water	Meters	Replacement	1702	MOSL_LAGRO_AVE_8"PVC_700'_OBSL	(6,074)	(97)	2.40%	(146)
06/01/21	R17-02B2.19-P-0170	STL County Water	Services	Replacement	1702	MOSL_LAGRO_AVE_8"PVC_700'_OBSL	0	0	2.33%	0
06/01/21	R17-02B2.19-P-0171	STL County Water	Hydrants	Replacement	1702	MOSL_SADDLESBUR_RD_8"PVC_600'_OBSL	0	0	0.00%	0
06/01/21	R17-02B2.19-P-0173	STL County Water	Main	Replacement	1702	MOSL_BRIDLE_RD_8"PVC_1600'_OBSL	0	0	0.00%	0
06/01/21	R17-02B2.19-P-0174	STL County Water	Main	Replacement	1702	MOSL_CAMELLIA_DR_8"PVC_800'_OBSL	0	0	0.00%	0
06/01/21	R17-02B2.19-P-0177	STL County Water	Main	Replacement	1702	MOSL_CROSSBROOK_DR_8"PVC_1040'_OBS	0	0	0.00%	0
06/01/21	R17-02B2.19-P-0178	STL County Water	Main	Replacement	1702	MOSL_FIELDCREST_DR_8"PVC_1100'_OBS	0	0	0.00%	0
06/01/21	R17-02B2.19-P-0179	STL County Water	Hydrants	Replacement	1702	MOSL_BRAEMAR_DR_8"PVC_440'_OBSL	1,022	13	1.85%	19
06/01/21	R17-02B2.19-P-0179	STL County Water	Main	Replacement	1702	MOSL_BRAEMAR_DR_8"PVC_440'_OBSL	12,128	112	1.39%	169
06/01/21	R17-02B2.19-P-0179	STL County Water	Meters	Replacement	1702	MOSL_BRAEMAR_DR_8"PVC_440'_OBSL	0	0	0.00%	0
06/01/21	R17-02B2.19-P-0179	STL County Water	Services	Replacement	1702	MOSL_BRAEMAR_DR_8"PVC_440'_OBSL	0	0	0.00%	0
06/01/21	R17-02B2.19-P-0181	STL County Water	Hydrants	Replacement	1702	MOSL_GLEN_GARRY_RD_8"PVC_2525'_OBS	(8,920)	(110)	1.85%	(165)
06/01/21	R17-02B2.19-P-0181	STL County Water	Main	Replacement	1702	MOSL_GLEN_GARRY_RD_8"PVC_2525'_OBS	511,488	4,740	1.39%	7,110
06/01/21	R17-02B2.19-P-0181	STL County Water	Meters	Replacement	1702	MOSL_GLEN_GARRY_RD_8"PVC_2525'_OBS	0	0	2.44%	0
06/01/21	R17-02B2.19-P-0181	STL County Water	Services	Replacement	1702	MOSL_GLEN_GARRY_RD_8"PVC_2525'_OBS	0	0	5.00%	0
06/01/21	R17-02B2.19-P-0182	STL County Water	Hydrants	Replacement	1702	MOSL_MOIDART_CIR_6"PVC_430'_OBSL	(12,089)	(149)	1.85%	(224)
06/01/21	R17-02B2.19-P-0182	STL County Water	Main	Replacement	1702	MOSL_MOIDART_CIR_6"PVC_430'_OBSL	(492,145)	(4,561)	1.39%	(6,841)
06/01/21	R17-02B2.19-P-0189	STL County Water	Hydrants	Replacement	1702	MOSL_LILAC_AVE_8"PVC_2800'_OBSL	0	0	0.00%	0
06/01/21	R17-02B2.19-P-0196	STL County Water	Hydrants	Replacement	1702	MOSL_FAIR_OAKS_DR_PH1_8"PVC_900'_O	0	0	0.00%	0
06/01/21	R17-02B2.19-P-0196	STL County Water	Main	Replacement	1702	MOSL_FAIR_OAKS_DR_PH1_8"PVC_900'_O	(62)	(1)	1.39%	(1)
06/01/21	R17-02B2.19-P-0197	STL County Water	Hydrants	Replacement	1702	MOSL_FAIR_OAKS_DR_PH2_2200'_OBSL	(160)	(2)	1.85%	(3)
06/01/21	R17-02B2.19-P-0197	STL County Water	Main	Replacement	1702	MOSL_FAIR_OAKS_DR_PH2_2200'_OBSL	0	0	0.00%	0
06/01/21	R17-02B2.19-P-0198	STL County Water	Hydrants	Replacement	1702	MOSL_FAIR_OAKS_DR_PH3_2300'_OBSL	(165)	(2)	1.85%	(3)
06/01/21	R17-02B2.19-P-0198	STL County Water	Main	Replacement	1702	MOSL_FAIR_OAKS_DR_PH3_2300'_OBSL	0	0	0.00%	0
06/01/21	R17-02B2.19-P-0201	STL County Water	Hydrants	Replacement	1702	MOSL_S_CENTRAL_AVE_8"PVC_1500'_OBS	0	0	0.00%	0
06/01/21	R17-02B2.19-P-0203	STL County Water	Main	Replacement	1702	MOSL_JENNINGS_ST_RD_P1_12"PVC_2060	0	0	0.00%	0
06/01/21	R17-02B2.19-P-0204	STL County Water	Hydrants	Replacement	1702	MOSL_JENNINGS_ST_RD_P2_8"PVC_2100_	(240)	(3)	1.85%	(4)
06/01/21	R17-02B2.19-P-0204	STL County Water	Main	Replacement	1702	MOSL_JENNINGS_ST_RD_P2_8"PVC_2100_	0	0	0.00%	0
06/01/21	R17-02B2.19-P-0205	STL County Water	Hydrants	Replacement	1702	MOSL_LITZINGER_RD_PH1_8"PVC_1095'	0	0	0.00%	0
06/01/21	R17-02B2.19-P-0206	STL County Water	Hydrants	Replacement	1702	MOSL_LITZINGER_RD_PH2_8"PVC_931'	0	0	0.00%	0
06/01/21	R17-02B2.19-P-0209	STL County Water	Hydrants	Replacement	1702	MOSL_MCDONALD_PL_8"PVC_1190'_OBSL	327	4	1.85%	6
06/01/21	R17-02B2.19-P-0209	STL County Water	Main	Replacement	1702	MOSL_MCDONALD_PL_8"PVC_1190'_OBSL	15,671	145	1.39%	218
06/01/21	R17-02B2.19-P-0209	STL County Water	Meters	Replacement	1702	MOSL_MCDONALD_PL_8"PVC_1190'_OBSL	(224)	(4)	2.40%	(5)
06/01/21	R17-02B2.19-P-0209	STL County Water	Services	Replacement	1702	MOSL_MCDONALD_PL_8"PVC_1190'_OBSL	0	0	0.00%	0
06/01/21	R17-02B2.19-P-0212	STL County Water	Hydrants	Replacement	1702	MOSL_LOG_CABIN_DR_PH2_8"PVC_1100'_	0	0	0.00%	0
06/01/21	R17-02B2.19-P-0213	STL County Water	Main	Replacement	1702	MOSL_LOG_CABIN_DR_PH3_8"PVC_815'_O	0	0	0.00%	0
06/01/21	R17-02B2.19-P-0219	STL County Water	Main	Replacement	1702	MOSL_FEE_FEE_RD_PH1_12"PVC_1095'	0	0	0.00%	0
06/01/21	R17-02B2.19-P-0220	STL County Water	Hydrants	Replacement	1702	MOSL_FEE_FEE_RD_PH2_12"PVC_1327'_O	0	0	0.00%	0
06/01/21	R17-02B2.19-P-0222	STL County Water	Hydrants	Replacement	1702	MOSL_DEERWOOD_DR_8"PVC_1415'_OBSL	0	0	0.00%	0
06/01/21	R17-02B2.19-P-0227	STL County Water	Hydrants	Replacement	1702	MOSL_WOODLAND_WAY_8"PVC_1150'_OBSL	356	4	1.85%	7
06/01/21	R17-02B2.19-P-0227	STL County Water	Main	Replacement	1702	MOSL_WOODLAND_WAY_8"PVC_1150'_OBSL	15,255	141	1.39%	212
06/01/21	R17-02B2.19-P-0227	STL County Water	Meters	Replacement	1702	MOSL_WOODLAND_WAY_8"PVC_1150'_OBSL	0	0	0.00%	0
06/01/21	R17-02B2.19-P-0227	STL County Water	Services	Replacement	1702	MOSL_WOODLAND_WAY_8"PVC_1150'_OBSL	0	0	0.00%	0
06/01/21	R17-02B2.19-P-0228	STL County Water	Main	Replacement	1702	MOSL_OVERBROOK_DR_8"PVC_800'_OBSL	15,491	144	1.39%	215
06/01/21	R17-02B2.19-P-0228	STL County Water	Meters	Replacement	1702	MOSL_OVERBROOK_DR_8"PVC_800'_OBSL	0	0	0.00%	0
06/01/21	R17-02B2.19-P-0228	STL County Water	Services	Replacement	1702	MOSL_OVERBROOK_DR_8"PVC_800'_OBSL	0	0	0.00%	0
06/01/21	R17-02B2.19-P-0231	STL County Water	Hydrants	Replacement	1702	MOSL_LITZINGER_RD_PH3_12"PVC_758'	0	0	0.00%	0
06/01/21										

Missouri American Water Company  
 WSIRA 1 (January 2021 to July 2021) Eligible Projects  
 Replacements / Relocations

In Service	Date	Work Order	Tariff Group	Asset Type	Account	Profit Center	Work Order Description	Investment	Accum Dep	Depr Rate	Dep Exp
	06/01/21	R17-02B2.19-P-0245	STL County Water	Hydrants	Replacement	1702	MOSL_LILAC_DR_PH2_8" PVC_1690'_OBSL	9,687	119	1.85%	179
	06/01/21	R17-02B2.19-P-0245	STL County Water	Main	Replacement	1702	MOSL_LILAC_DR_PH2_8" PVC_1690'_OBSL	40,171	372	1.39%	558
	06/01/21	R17-02B2.19-P-0246	STL County Water	Hydrants	Replacement	1702	MOSL_LILAC_DR_PH3_8" PVC_1175'_OBSL	(765)	(9)	1.85%	(14)
	06/01/21	R17-02B2.19-P-0246	STL County Water	Main	Replacement	1702	MOSL_LILAC_DR_PH3_8" PVC_1175'_OBSL	0	0	0.00%	0
	06/01/21	R17-02B2.19-P-0251	STL County Water	Main	Replacement	1702	MOSL_ELLISON_DR_8" PVC_350'_OBSL	0	0	0.00%	0
	06/01/21	R17-02B2.19-P-0253	STL County Water	Main	Replacement	1702	MOSL_GLEN_OWEN_DR_8" PVC_900'_OBSL	0	0	0.00%	0
	06/01/21	R17-02B2.19-P-0254	STL County Water	Main	Replacement	1702	MOSL_WINDWARD_CT_8" PVC_630'_OBSL	0	0	0.00%	0
	06/01/21	R17-02B2.19-P-0255	STL County Water	Hydrants	Replacement	1702	MOSL_PERCH_DR_8" PVC_1280'_OBSL	0	0	0.00%	0
	06/01/21	R17-02B2.19-P-0257	STL County Water	Hydrants	Replacement	1702	MOSL_CAPTAIN_CONN_DR_8" PVC_536'_OB	0	0	0.00%	0
	06/01/21	R17-02B2.19-P-0258	STL County Water	Hydrants	Replacement	1702	MOSL_LANCASHIRE_RD_8" PVC_1355'_OBSL	0	0	0.00%	0
	06/01/21	R17-02B2.19-P-0259	STL County Water	Hydrants	Replacement	1702	MOSL_WALDORF_DR_8" PVC_1763'_OBSL	0	0	0.00%	0
	06/01/21	R17-02B2.19-P-0270	STL County Water	Hydrants	Replacement	1702	MOSL_BEHR_DR_8" PVC_774'_OBSL	0	0	0.00%	0
	06/01/21	R17-02B2.19-P-0276	STL County Water	Main	Replacement	1702	MOSL_CROWN_POINT_DR_8" PVC_480'_OBS	0	0	0.00%	0
	06/01/21	R17-02B2.19-P-0277	STL County Water	Main	Replacement	1702	MOSL_DORCLIN_LN_8" PVC_2526'_OBSL	0	0	0.00%	0
	06/01/21	R17-02B2.19-P-0278	STL County Water	Hydrants	Replacement	1702	MOSL_CENTRAL_AVE_8" PVC_1525'_OBSL	10,634	131	1.85%	197
	06/01/21	R17-02B2.19-P-0278	STL County Water	Main	Replacement	1702	MOSL_CENTRAL_AVE_8" PVC_1525'_OBSL	(3,020)	(28)	1.39%	(42)
	06/01/21	R17-02B2.19-P-0278	STL County Water	Meters	Replacement	1702	MOSL_CENTRAL_AVE_8" PVC_1525'_OBSL	1	0	3.85%	0
	06/01/21	R17-02B2.19-P-0278	STL County Water	Services	Replacement	1702	MOSL_CENTRAL_AVE_8" PVC_1525'_OBSL	1	0	3.70%	0
	06/01/21	R17-02B2.19-P-0285	STL County Water	Hydrants	Replacement	1702	MOSL_WYDOWN_TERRACE_8" PVC_846'_OBS	128,173	1,581	1.85%	2,371
	06/01/21	R17-02B2.19-P-0285	STL County Water	Main	Replacement	1702	MOSL_WYDOWN_TERRACE_8" PVC_846'_OBS	519,279	4,812	1.39%	7,218
	06/01/21	R17-02B2.19-P-0294	STL County Water	Hydrants	Replacement	1702	MOSL_VISCOUNT_DRIVE_8" PVC_2444'_OB	(64,226)	(792)	1.85%	(1,188)
	06/01/21	R17-02B2.19-P-0294	STL County Water	Main	Replacement	1702	MOSL_VISCOUNT_DRIVE_8" PVC_2444'_OB	64,098	594	1.39%	891
	06/01/21	R17-02B2.19-P-0295	STL County Water	Hydrants	Replacement	1702	MOSL_EDGEFIELD_DR_8" PVC_2428'_OBSL	7,060	87	1.85%	131
	06/01/21	R17-02B2.19-P-0295	STL County Water	Main	Replacement	1702	MOSL_EDGEFIELD_DR_8" PVC_2428'_OBSL	(22,758)	(211)	1.39%	(316)
	06/01/21	R17-02B2.19-P-0298	STL County Water	Main	Replacement	1702	MOSL_WESTGATE_AVE_8" PVC_592'_OBSL	170,015	1,575	1.39%	2,363
	06/01/21	R17-02B2.19-P-0304	STL County Water	Hydrants	Replacement	1702	MOSL_Marshall_Ave_Ph_5-12_PVC_1000	6,005	74	1.85%	111
	06/01/21	R17-02B2.19-P-0304	STL County Water	Main	Replacement	1702	MOSL_Marshall_Ave_Ph_5-12_PVC_1000	268,405	2,487	1.39%	3,731
	06/01/21	R17-02B2.19-P-0306	STL County Water	Hydrants	Replacement	1702	MOSL_MANCHESTER_PH1_12" TRFLX_2400	0	0	0.00%	0
	06/01/21	R17-02B2.19-P-0307	STL County Water	Main	Replacement	1702	MOSL_MANCHESTER_PH2_12" TRFLX_2400	0	0	0.00%	0
	06/01/21	R17-02B2.19-P-0308	STL County Water	Hydrants	Replacement	1702	MOSL_MANCHESTER_PH3_12" TRFLX_2400	0	0	0.00%	0
	06/01/21	R17-02B2.19-P-0309	STL County Water	Main	Replacement	1702	MOSL_MANCHESTER_PH4_12" TRFLX_2822_	0	0	0.00%	0
	06/01/21	R17-02B2.19-P-0310	STL County Water	Hydrants	Replacement	1702	MOSL_MANCHESTER_PH5_12" TRFLX_2840_	0	0	0.00%	0
	06/01/21	R17-02B2.19-P-0313	STL County Water	Hydrants	Replacement	1702	MOSL_NBARAT_AVE_1098'_8" PVC_OBSL	9,054	112	1.85%	167
	06/01/21	R17-02B2.19-P-0313	STL County Water	Main	Replacement	1702	MOSL_NBARAT_AVE_1098'_8" PVC_OBSL	565,083	5,236	1.39%	7,855
	06/01/21	R17-02B2.19-P-0313	STL County Water	Meters	Replacement	1702	MOSL_NBARAT_AVE_1098'_8" PVC_OBSL	1	0	2.44%	0
	06/01/21	R17-02B2.19-P-0313	STL County Water	Services	Replacement	1702	MOSL_NBARAT_AVE_1098'_8" PVC_OBSL	(8,930)	(174)	2.92%	(261)
	06/01/21	R17-02B2.19-P-0314	STL County Water	Hydrants	Replacement	1702	MOSL_GREENBRIAR_DR_945'_12" PVC_OBS	(28,081)	(346)	1.85%	(520)
	06/01/21	R17-02B2.19-P-0314	STL County Water	Main	Replacement	1702	MOSL_GREENBRIAR_DR_945'_12" PVC_OBS	49,351	457	1.39%	686
	06/01/21	R17-02B2.19-P-0315	STL County Water	Hydrants	Replacement	1702	MOSL_HURSTGREEN_DR_8" PVC_1260'_OBSL	0	0	0.00%	0
	06/01/21	R17-02B2.19-P-0318	STL County Water	Hydrants	Replacement	1702	MOSL_LADUE_MANOR_LN_2285'_12" PVC_O	3,361	41	1.85%	62
	06/01/21	R17-02B2.19-P-0318	STL County Water	Main	Replacement	1702	MOSL_LADUE_MANOR_LN_2285'_12" PVC_O	36,212	336	1.39%	503
	06/01/21	R17-02B2.19-P-0319	STL County Water	Hydrants	Replacement	1702	MOSL_BRASSIE_DR_8" PVC_1359'_OBSL	0	0	0.00%	0
	06/01/21	R17-02B2.19-P-0321	STL County Water	Main	Replacement	1702	MOSL_FLORENCE_AVE_790'_12" PVC_OBS	0	0	0.00%	0
	06/01/21	R17-02B2.19-P-0322	STL County Water	Hydrants	Replacement	1702	MOSL_DERINDA_AVE_903'_8" PVC_OBSL	356	4	1.85%	7
	06/01/21	R17-02B2.19-P-0322	STL County Water	Main	Replacement	1702	MOSL_DERINDA_AVE_903'_8" PVC_OBSL	(398)	(4)	1.39%	(6)
	06/01/21	R17-02B2.19-P-0322	STL County Water	Meters	Replacement	1702	MOSL_DERINDA_AVE_903'_8" PVC_OBSL	(2,100)	(34)	2.40%	(50)
	06/01/21	R17-02B2.19-P-0322	STL County Water	Services	Replacement	1702	MOSL_DERINDA_AVE_903'_8" PVC_OBSL	0	0	0.00%	0
	06/01/21	R17-02B2.19-P-0328	STL County Water	Hydrants	Replacement	1702	MOSL_MCNULTY_DR_8" PVC_870'_OBSL	(17,840)	(220)	1.85%	(330)
	06/01/21	R17-02B2.19-P-0328	STL County Water	Main	Replacement	1702	MOSL_MCNULTY_DR_8" PVC_870'_OBSL	15,555	144	1.39%	216
	06/01/21	R17-02B2.19-P-0328	STL County Water	Meters	Replacement	1702	MOSL_MCNULTY_DR_8" PVC_870'_OBSL	1	0	3.70%	0
	06/01/21	R17-02B2.19-P-0328	STL County Water	Services	Replacement	1702	MOSL_MCNULTY_DR_8" PVC_870'_OBSL	1	0	3.77%	0
	06/01/21	R17-02B2.19-P-0332	STL County Water	Hydrants	Replacement	1702	MOSL_PERSHING_AVE/WEST_8" PVC_1385'	54,710	675	1.85%	1,012
	06/01/21	R17-02B2.19-P-0332	STL County Water	Main	Replacement	1702	MOSL_PERSHING_AVE/WEST_8" PVC_1385'	742,272	6,878	1.39%	10,318
	06/01/21	R17-02B2.19-P-0333	STL County Water	Hydrants	Replacement	1702	MOSL_N_McKNIGHT_RD_8" PVC_1700'_OBS	0	0	0.00%	0
	06/01/21	R17-02B2.19-P-0337	STL County Water	Hydrants	Replacement	1702	MOSL_ELMGROVE_AVE_8" PVC_1140'_OBSL	0	0	0.00%	0
	06/01/21	R17-02B2.19-P-0337	STL County Water	Main	Replacement	1702	MOSL_ELMGROVE_AVE_8" PVC_1140'_OBSL	(86)	(1)	1.39%	(1)
	06/01/21	R17-02B2.19-P-0337	STL County Water	Meters	Replacement	1702	MOSL_ELMGROVE_AVE_8" PVC_1140'_OBSL	0	0	0.00%	0
	06/01/21	R17-02B2.19-P-0337	STL County Water	Services	Replacement	1702	MOSL_ELMGROVE_AVE_8" PVC_1140'_OBSL	0	0	0.00%	0
	06/01/21	R17-02B2.19-P-0338	STL County Water	Main	Replacement	1702	MOSL_BUTLER_HILL_RD_12" PVC_2015'_O	0	0	0.00%	0
	06/01/21	R17-02B2.19-P-0339	STL County Water	Hydrants	Replacement	1702	MOSL_ELMGROVE_AVE_8" PVC_1247'_OBSL	(589)	(7)	1.85%	(11)
	06/01/21	R17-02B2.19-P-0339	STL County Water	Main	Replacement	1702	MOSL_ELMGROVE_AVE_8" PVC_1247'_OBSL	(9,814)	(91)	1.39%	(136)
	06/01/21	R17-02B2.19-P-0339	STL County Water	Meters	Replacement	1702	MOSL_ELMGROVE_AVE_8" PVC_1247'_OBSL	(0)	0	0.00%	0
	06/01/21	R17-02B2.19-P-0339	STL County Water	Services	Replacement	1702	MOSL_ELMGROVE_AVE_8" PVC_1247'_OBSL	(0)	0	0.00%	0
	06/01/21	R17-02B2.19-P-0346	STL County Water	Hydrants	Replacement	1702	MOSL_WARSON_TER_8" PVC_1120'_OBSL	25,979	320	1.85%	481
	06/01/21	R17-02B2.19-P-0346	STL County Water	Main	Replacement	1702	MOSL_WARSON_TER_8" PVC_1120'_OBSL	461,008	4,272	1.39%	6,408
	06/01/21	R17-02B2.19-P-0347	STL County Water	Hydrants	Replacement	1702	MOSL_COLLINS_AVE_8" PVC_1225'_OBSL	12,699	157	1.85%	235
	06/01/21	R17-02B2.19-P-0347	STL County Water	Main	Replacement	1702	MOSL_COLLINS_AVE_8" PVC_1225'_OBSL	530,174	4,913	1.39%	7,369
	06/01/21	R17-02B2.19-P-0349	STL County Water	Main	Replacement	1702	MOSL_NOAH_DR_8" PVC_292'_OBSL	643	6	1.39%	9
	06/01/21	R17-02B2.19-P-0350	STL County Water	Hydrants	Replacement	1702	MOSL_HENGUIN_DR_8" PVC_987'_OBSL	(361)	(4)	1.85%	(7)
	06/01/21	R17-02B2.19-P-0350	STL County Water	Main	Replacement	1702	MOSL_HENGUIN_DR_8" PVC_987'_OBSL	1,348	12	1.39%	19
	06/01/21	R17-02B2.19-P-0361	STL County Water	Hydrants	Replacement	1702	MOSL_PERSHING_AVE/EAST_8" PVC_1000'	44,268	546	1.85%	819
	06/01/21	R17-02B2.19-P-0361	STL County Water	Main	Replacement	1702	MOSL_PERSHING_AVE/EAST_8" PVC_1000'	756,910	7,014	1.39%	10,521
	06/01/21	R17-02B2.19-P-0365	STL County Water	Hydrants	Replacement	1702	MOSL_CONWAY_RD_12" PVC_2327'_OBSL	22,584	279	1.85%	418
	06/01/21	R17-02B2.19-P-0365	STL County Water	Main	Replacement	1702	MOSL_CONWAY_RD_12" PVC_2327'_OBSL	526,482	4,879	1.39%	7,318
	06/01/21	R17-02B2.19-P-0366	STL County Water	Hydrants	Replacement	1702	MOSL_DOGWOOD_LN_8" PVC_2350'_OBSL	25,634	316	1.85%	474
	06/01/21	R17-02B2.19-P-0366	STL County Water	Main	Replacement	1702	MOSL_DOGWOOD_LN_8" PVC_2350'_OBSL	610,222	5,655	1.39%	8,482
	06/01/21	R17-02B2.19-P-0368	STL County Water	Hydrants	Replacement	1702	MOSL_GRAHAM_RD_LANGDON_16" DI_4625'	280,344	3,458	1.85%	5,186
	06/01/21	R17-02B2.19-P-0368	STL County Water	Main	Replacement	1702	MOSL_GRAHAM_RD_LANGDON_16" DI_4625'	2,447,154	22,677	1.39%	34,015
	06/01/21	R17-02B2.19-P-0377	STL County Water	Main	Replacement	1702	MOSL_ST_CYR_RD_PH1_PVC_1981'_OBSL	0	0	0.00%	0
	06/01/21	R17-02B2.19-P-0378	STL County Water	Hydrants	Replacement	1702	MOSL_ST_CYR_RD_PH2_12" PVC_1897'_OB	0	0	0.00%	0
	06/01/21	R17-02B2.19-P-0379	STL County Water	Hydrants	Replacement	1702	MOSL_BLACK_CREEK_LN_12" PVC_1455'_O	(5,378)	(66)	1.85%	(100)
	06/01/21	R17-02B2.19-P-0379	STL County Water	Main	Replacement	1702	MOSL_BLACK_CREEK_LN_12" PVC_1455'_O	25,137	233	1.39%	349
	06/01/21	R17-02B2.19-P-0379	STL County Water	Meters	Replacement	1702	MOSL_BLACK_CREEK_LN_12" PVC_1455'_O	0	0	0.00%	0
	06/01/21	R17-02B2.19-P-0379	STL County Water	Services	Replacement	1702	MOSL_BLACK_CREEK_LN_12" PVC_1455'_O	0	0	0.00%	0
	06/01/21	R17-02B2.19-P-0382	STL County Water	Hydrants	Replacement						

Missouri American Water Company  
 WSIRA 1 (January 2021 to July 2021) Eligible Projects  
 Replacements / Relocations

In Service	Date	Work Order	Tariff Group	Asset Type	Account	Profit Center	Work Order Description	Investment	Accum Dep	Depr Rate	Dep Exp
	06/01/21	R17-02B2.19-P-0415	STL County Water	Hydrants	Replacement	1702	MOSL_SCRANTON_AVE_8" PVC_1460' OBSL	550	7	1.85%	10
	06/01/21	R17-02B2.19-P-0415	STL County Water	Main	Replacement	1702	MOSL_SCRANTON_AVE_8" PVC_1460' OBSL	4,944	46	1.39%	69
	06/01/21	R17-02B2.19-P-0416	STL County Water	Hydrants	Replacement	1702	MOSL_HUNTINGTON_DR_8" PVC_1320' OBS	108	1	1.85%	2
	06/01/21	R17-02B2.19-P-0416	STL County Water	Main	Replacement	1702	MOSL_HUNTINGTON_DR_8" PVC_1320' OBS	24,866	230	1.39%	346
	06/01/21	R17-02B2.19-P-0416	STL County Water	Meters	Replacement	1702	MOSL_HUNTINGTON_DR_8" PVC_1320' OBS	0	0	0.00%	0
	06/01/21	R17-02B2.19-P-0416	STL County Water	Services	Replacement	1702	MOSL_HUNTINGTON_DR_8" PVC_1320' OBS	0	0	0.00%	0
	06/01/21	R17-02B2.19-P-0419	STL County Water	Hydrants	Replacement	1702	MOSL_ELM_AVE_PH3_12" PVC_1225' OBSL	42,641	526	1.85%	789
	06/01/21	R17-02B2.19-P-0419	STL County Water	Main	Replacement	1702	MOSL_ELM_AVE_PH3_12" PVC_1225' OBSL	841,049	7,794	1.39%	11,691
	06/01/21	R17-02B2.19-P-0420	STL County Water	Main	Replacement	1702	MOSL_S_CENTRAL_P2_12" TRFLX_1000' O	0	0	0.00%	0
	06/01/21	R17-02B2.19-P-0427	STL County Water	Hydrants	Replacement	1702	MOSL_MIDLAND_BLDV_PH1_8" PVC_1250'	2,917	36	1.85%	54
	06/01/21	R17-02B2.19-P-0427	STL County Water	Main	Replacement	1702	MOSL_MIDLAND_BLDV_PH1_8" PVC_1250'	87,425	810	1.39%	1,215
	06/01/21	R17-02B2.19-P-0428	STL County Water	Main	Replacement	1702	MOSL_MIDLAND_BLDV_PH2_8" PVC_830'_O	39,180	363	1.39%	545
	06/01/21	R17-02B2.19-P-0429	STL County Water	Main	Replacement	1702	MOSL_MIDLAND_BLDV_PH3_8" PVC_1095'	17,218	160	1.39%	239
	06/01/21	R17-02B2.19-P-0430	STL County Water	Hydrants	Replacement	1702	MOSL_OLD_JAMEST_RD_P1_12" PVC_2100'	(2,302)	(28)	1.85%	(43)
	06/01/21	R17-02B2.19-P-0430	STL County Water	Main	Replacement	1702	MOSL_OLD_JAMEST_RD_P1_12" PVC_2100'	2,167	20	1.39%	30
	06/01/21	R17-02B2.19-P-0430	STL County Water	Meters	Replacement	1702	MOSL_OLD_JAMEST_RD_P1_12" PVC_2100'	0	0	0.00%	0
	06/01/21	R17-02B2.19-P-0430	STL County Water	Services	Replacement	1702	MOSL_OLD_JAMEST_RD_P1_12" PVC_2100'	0	0	0.00%	0
	06/01/21	R17-02B2.19-P-0431	STL County Water	Hydrants	Replacement	1702	MOSL_OLD_JAMEST_RD_P2_12" PVC_2000'	71	1	1.85%	1
	06/01/21	R17-02B2.19-P-0431	STL County Water	Main	Replacement	1702	MOSL_OLD_JAMEST_RD_P2_12" PVC_2000'	(207)	(2)	1.39%	(3)
	06/01/21	R17-02B2.19-P-0431	STL County Water	Services	Replacement	1702	MOSL_OLD_JAMEST_RD_P2_12" PVC_2000'	0	0	0.00%	0
	06/01/21	R17-02B2.19-P-0432	STL County Water	Hydrants	Replacement	1702	MOSL_OLD_JAMEST_RD_P3_12" PVC_1700'	(3,079)	(38)	1.85%	(57)
	06/01/21	R17-02B2.19-P-0432	STL County Water	Main	Replacement	1702	MOSL_OLD_JAMEST_RD_P3_12" PVC_1700'	2,901	27	1.39%	40
	06/01/21	R17-02B2.19-P-0432	STL County Water	Meters	Replacement	1702	MOSL_OLD_JAMEST_RD_P3_12" PVC_1700'	2,729	44	2.40%	66
	06/01/21	R17-02B2.19-P-0432	STL County Water	Services	Replacement	1702	MOSL_OLD_JAMEST_RD_P3_12" PVC_1700'	0	0	0.00%	0
	06/01/21	R17-02B2.19-P-0433	STL County Water	Hydrants	Replacement	1702	MOSL_OLD_JAMEST_RD_P4_12" PVC_2500'	77	1	1.85%	1
	06/01/21	R17-02B2.19-P-0433	STL County Water	Main	Replacement	1702	MOSL_OLD_JAMEST_RD_P4_12" PVC_2500'	(213)	(2)	1.39%	(3)
	06/01/21	R17-02B2.19-P-0433	STL County Water	Meters	Replacement	1702	MOSL_OLD_JAMEST_RD_P4_12" PVC_2500'	787	13	2.40%	19
	06/01/21	R17-02B2.19-P-0433	STL County Water	Services	Replacement	1702	MOSL_OLD_JAMEST_RD_P4_12" PVC_2500'	0	0	0.00%	0
	06/01/21	R17-02B2.19-P-0444	STL County Water	Hydrants	Replacement	1702	MOSL_ROSS_AVE_8" PVC_1800' OBSL	(7)	(0)	1.80%	(0)
	06/01/21	R17-02B2.19-P-0444	STL County Water	Main	Replacement	1702	MOSL_ROSS_AVE_8" PVC_1800' OBSL	(2)	(0)	1.21%	(0)
	06/01/21	R17-02B2.19-P-0446	STL County Water	Hydrants	Replacement	1702	MOSL_ELM_PL_2" GALV_320' OBSL	43,016	531	1.85%	796
	06/01/21	R17-02B2.19-P-0446	STL County Water	Main	Replacement	1702	MOSL_ELM_PL_2" GALV_320' OBSL	331,641	3,073	1.39%	4,610
	06/01/21	R17-02B2.19-P-0451	STL County Water	Hydrants	Replacement	1702	MOSL_SAVANNAH_AVE_8" PVC_1350' OBSL	25,294	312	1.85%	468
	06/01/21	R17-02B2.19-P-0451	STL County Water	Main	Replacement	1702	MOSL_SAVANNAH_AVE_8" PVC_1350' OBSL	536,464	4,971	1.39%	7,457
	06/01/21	R17-02B2.19-P-0452	STL County Water	Hydrants	Replacement	1702	MOSL_N_FORSYTH_BLDV_PH1_12" PV_1017	4	0	1.91%	0
	06/01/21	R17-02B2.19-P-0452	STL County Water	Main	Replacement	1702	MOSL_N_FORSYTH_BLDV_PH1_12" PV_1017	3,492	32	1.39%	49
	06/01/21	R17-02B2.19-P-0453	STL County Water	Main	Replacement	1702	MOSL_N_FORSYTH_BLDV_PH2_12" PV_1280	925	9	1.39%	13
	06/01/21	R17-02B2.19-P-0458	STL County Water	Hydrants	Replacement	1702	MOSL_MURAT_DR_8" PVC_1280' OBSL	(32,225)	(397)	1.85%	(596)
	06/01/21	R17-02B2.19-P-0458	STL County Water	Main	Replacement	1702	MOSL_MURAT_DR_8" PVC_1280' OBSL	58,080	538	1.39%	807
	06/01/21	R17-02B2.19-P-0459	STL County Water	Hydrants	Replacement	1702	MOSL_CASTLE_DR_8" PVC_1130' OBSL	21,269	262	1.85%	393
	06/01/21	R17-02B2.19-P-0459	STL County Water	Main	Replacement	1702	MOSL_CASTLE_DR_8" PVC_1130' OBSL	377,498	3,498	1.39%	5,247
	06/01/21	R17-02B2.19-P-0472	STL County Water	Hydrants	Replacement	1702	MOSL_CLAYTON_DOWNS_LN_8" PVC_1400'_	452	6	1.85%	8
	06/01/21	R17-02B2.19-P-0472	STL County Water	Main	Replacement	1702	MOSL_CLAYTON_DOWNS_LN_8" PVC_1400'_	(1,203)	(11)	1.39%	(17)
	06/01/21	R17-02B2.19-P-0473	STL County Water	Main	Replacement	1702	MOSL_TRENTON_AVE_8" PVC_1320' OBSL	0	0	0.00%	0
	06/01/21	R17-02B2.19-P-0487	STL County Water	Hydrants	Replacement	1702	MOSL_KIN_ARK_CT_8" PVC_425' OBSL	0	0	0.00%	0
	06/01/21	R17-02B2.19-P-0488	STL County Water	Hydrants	Replacement	1702	MOSL_VORHOF_DR_P1_12" PVC_1050' OBS	(957)	(12)	1.85%	(18)
	06/01/21	R17-02B2.19-P-0488	STL County Water	Main	Replacement	1702	MOSL_VORHOF_DR_P1_12" PVC_1050' OBS	(10,401)	(96)	1.39%	(145)
	06/01/21	R17-02B2.19-P-0488	STL County Water	Meters	Replacement	1702	MOSL_VORHOF_DR_P1_12" PVC_1050' OBS	(0)	0	0.00%	0
	06/01/21	R17-02B2.19-P-0488	STL County Water	Services	Replacement	1702	MOSL_VORHOF_DR_P1_12" PVC_1050' OBS	(0)	0	33.33%	(0)
	06/01/21	R17-02B2.19-P-0489	STL County Water	Main	Replacement	1702	MOSL_VORHOF_DR_P2_12" PVC_1300' OBS	0	0	0.00%	0
	06/01/21	R17-02B2.19-P-0490	STL County Water	Hydrants	Replacement	1702	MOSL_VORHOF_DR_P3_12" PVC_1300' OBS	0	0	0.00%	0
	06/01/21	R17-02B2.19-P-0491	STL County Water	Main	Replacement	1702	MOSL_HENNEPIN_DR_8" PVC_500' OBSL	0	0	0.00%	0
	06/01/21	R17-02B2.19-P-0492	STL County Water	Main	Replacement	1702	MOSL_WAYCROFF_DR_8" PVC_260' OBSL	0	0	0.00%	0
	06/01/21	R17-02B2.19-P-0493	STL County Water	Hydrants	Replacement	1702	MOSL_TRENTON_AVE_12" PVC_970' OBSL	0	0	0.00%	0
	06/01/21	R17-02B2.19-P-0497	STL County Water	Hydrants	Replacement	1702	MOSL_LARKSPUR_DR_8" PVC_1600' OBSL	0	0	0.00%	0
	06/01/21	R17-02B2.19-P-0498	STL County Water	Main	Replacement	1702	MOSL_CHANTEWAY_DR_8" PVC_600' OBSL	0	0	0.00%	0
	06/01/21	R17-02B2.19-P-0499	STL County Water	Hydrants	Replacement	1702	MOSL_HEATHERTON_DR_8" PVC_700' OBSL	0	0	0.00%	0
	06/01/21	R17-02B2.19-P-0500	STL County Water	Main	Replacement	1702	MOSL_CLEARWATER_DR_8" PVC_370' OBSL	0	0	0.00%	0
	06/01/21	R17-02B2.19-P-0502	STL County Water	Main	Replacement	1702	MOSL_MIDWEST_IND_BLDV_12" PVC_2090'	0	0	0.00%	0
	06/01/21	R17-02B2.19-P-0504	STL County Water	Hydrants	Replacement	1702	MOSL_PHANTOM_DR_PH1_12" PVC_970' OBS	42,932	529	1.85%	794
	06/01/21	R17-02B2.19-P-0504	STL County Water	Main	Replacement	1702	MOSL_PHANTOM_DR_PH1_12" PVC_970' OBS	419,309	3,886	1.39%	5,828
	06/01/21	R17-02B2.19-P-0505	STL County Water	Hydrants	Replacement	1702	MOSL_PHANTOM_DR_PH2_12" PVC_1265' OB	18,122	224	1.85%	335
	06/01/21	R17-02B2.19-P-0505	STL County Water	Main	Replacement	1702	MOSL_PHANTOM_DR_PH2_12" PVC_1265' OB	431,461	3,998	1.39%	5,997
	06/01/21	R17-02B2.19-P-0506	STL County Water	Hydrants	Replacement	1702	MOSL_PHANTOM_DR_PH3_12" PVC_1545' OB	23,811	294	1.85%	441
	06/01/21	R17-02B2.19-P-0506	STL County Water	Main	Replacement	1702	MOSL_PHANTOM_DR_PH3_12" PVC_1545' OB	454,337	4,210	1.39%	6,315
	06/01/21	R17-02B2.19-P-0507	STL County Water	Hydrants	Replacement	1702	MOSL_BROWN_RD_PH1_12" PVC_1275' OB	0	0	0.00%	0
	06/01/21	R17-02B2.19-P-0507	STL County Water	Main	Replacement	1702	MOSL_BROWN_RD_PH1_12" PVC_1275' OB	(238)	(2)	1.39%	(3)
	06/01/21	R17-02B2.19-P-0508	STL County Water	Hydrants	Replacement	1702	MOSL_BROWN_RD_PH2_12" PVC_1235' OB	(1,884)	(23)	1.85%	(35)
	06/01/21	R17-02B2.19-P-0508	STL County Water	Main	Replacement	1702	MOSL_BROWN_RD_PH2_12" PVC_1235' OB	(62,031)	(575)	1.39%	(862)
	06/01/21	R17-02B2.19-P-0509	STL County Water	Hydrants	Replacement	1702	MOSL_BROWN_RD_PH3_12" PVC_1660' OB	159	2	1.84%	3
	06/01/21	R17-02B2.19-P-0509	STL County Water	Main	Replacement	1702	MOSL_BROWN_RD_PH3_12" PVC_1660' OB	62,984	584	1.39%	875
	06/01/21	R17-02B2.19-P-0509	STL County Water	Meters	Replacement	1702	MOSL_BROWN_RD_PH3_12" PVC_1660' OB	(7,588)	(121)	2.40%	(182)
	06/01/21	R17-02B2.19-P-0509	STL County Water	Services	Replacement	1702	MOSL_BROWN_RD_PH3_12" PVC_1660' OB	0	0	0.00%	0
	06/01/21	R17-02B2.20-P-0008	STL County Water	Hydrants	Replacement	1702	MOSL_WESTMORELAND_AVE_8" PVC_1200'_	78,851	972	1.85%	1,459
	06/01/21	R17-02B2.20-P-0008	STL County Water	Main	Replacement	1702	MOSL_WESTMORELAND_AVE_8" PVC_1200'_	608,621	5,640	1.39%	8,460
	06/01/21	R17-02B2.20-P-0011	STL County Water	Main	Replacement	1702	MOSL_MENDELLE_DR_8" PVC_1590' OBSL	0	0	0.00%	0
	06/01/21	R17-02B2.20-P-0019	STL County Water	Hydrants	Replacement	1702	MOSL_ROMANY_PARK_LN_8" PVC_550' OBS	6,387	79	1.85%	118
	06/01/21	R17-02B2.20-P-0019	STL County Water	Main	Replacement	1702	MOSL_ROMANY_PARK_LN_8" PVC_550' OBS	107,930	1,000	1.39%	1,500
	06/01/21	R17-02B2.20-P-0020	STL County Water	Hydrants	Replacement	1702	MOSL_COVINGTON_MEADOW_N_6" PVC_450'	3,026	37	1.85%	56
	06/01/21	R17-02B2.20-P-0020	STL County Water	Main	Replacement	1702	MOSL_COVINGTON_MEADOW_N_6" PVC_450'	69,736	646	1.39%	969
	06/01/21	R17-02B2.20-P-0021	STL County Water	Hydrants	Replacement	1702	MOSL_COVINGTON_MEADOW_S_8" PVC_450'	6,522	80	1.85%	121
	06/01/21	R17-02B2.20-P-0021	STL County Water	Main	Replacement	1702	MOSL_COVINGTON_MEADOW_S_8" PVC_450'	71,641	664	1.39%	996
	06/01/21	R17-02B2.20-P-0032	STL County Water	Main	Replacement	1702	MOSL_FRONTENAC_ST_PH1_12" PVC_650'_	0	0	0.00%	0
	06/01/21	R17-02B2.20-P-0033	STL County Water	Main	Replacement	1702	MOSL_FRONTENAC_ST_PH2_12" PVC_2500'_	0	0	0.00%	0
	06/01/21	R17-02B2.20-P-0034	STL County Water	Hydrants	Replacement	1702	MOSL_FRONTENAC_ST_PH3_12" PVC_2500'_	0	0	0.00%	

Missouri American Water Company  
 WSIRA 1 (January 2021 to July 2021) Eligible Projects  
 Replacements / Relocations

In Service	Date	Work Order	Tariff Group	Asset Type	Account	Profit Center	Work Order Description	Investment	Accum Dep	Depr Rate	Dep Exp
	06/01/21	R17-02B2.20-P-0087	STL County Water	Main	Replacement	1702	MOSL_NAT_BDG_PH2_12"TFXL_2530'_OBSL	975,190	9,037	1.39%	13,555
	06/01/21	R17-02B2.20-P-0088	STL County Water	Hydrants	Replacement	1702	MOSL_NAT_BDG_PH3_12"TFXL_2536'_OBSL	38,380	473	1.85%	710
	06/01/21	R17-02B2.20-P-0088	STL County Water	Main	Replacement	1702	MOSL_NAT_BDG_PH3_12"TFXL_2536'_OBSL	851,983	7,895	1.39%	11,843
	06/01/21	R17-02B2.20-P-0095	STL County Water	Main	Replacement	1702	MOSL_CONWAY_RD_8" HDPE_550'_OBSL	0	0	0.00%	0
	06/01/21	R17-02B2.20-P-0106	STL County Water	Hydrants	Replacement	1702	MOSL_OAKLEIGH_LN_PH1_12" PVC_4160_O	29,257	361	1.85%	541
	06/01/21	R17-02B2.20-P-0106	STL County Water	Main	Replacement	1702	MOSL_OAKLEIGH_LN_PH1_12" PVC_4160_O	505,147	4,681	1.39%	7,022
	06/01/21	R17-02B2.20-P-0107	STL County Water	Main	Replacement	1702	MOSL_OAKLEIGH_LN_PH2_12" PVC_4160_O	146,786	1,360	1.39%	2,040
	06/01/21	R17-02B2.20-P-0108	STL County Water	Hydrants	Replacement	1702	MOSL_OAKLEIGH_LN_PH3_12" PVC_4160_O	13,137	162	1.85%	243
	06/01/21	R17-02B2.20-P-0108	STL County Water	Main	Replacement	1702	MOSL_OAKLEIGH_LN_PH3_12" PVC_4160_O	464,070	4,300	1.39%	6,451
	06/01/21	R17-02B2.20-P-0109	STL County Water	Hydrants	Replacement	1702	MOSL_OAKLEIGH_LN_PH4_12" PVC_4160_O	34,240	422	1.85%	633
	06/01/21	R17-02B2.20-P-0109	STL County Water	Main	Replacement	1702	MOSL_OAKLEIGH_LN_PH4_12" PVC_4160_O	395,314	3,663	1.39%	5,495
	06/01/21	R17-02B2.20-P-0112	STL County Water	Main	Replacement	1702	MOSL_BROOKHOLLOW_DR_8" HDPE_110'_OB	127,229	1,179	1.39%	1,768
	06/01/21	R17-02B2.20-P-0114	STL County Water	Hydrants	Replacement	1702	MOSL_LILBURN_PARK_RD_8" DI_1100'_OB	(14,415)	(178)	1.85%	(267)
	06/01/21	R17-02B2.20-P-0114	STL County Water	Main	Replacement	1702	MOSL_LILBURN_PARK_RD_8" DI_1100'_OB	14,414	134	1.39%	200
	06/01/21	R17-02B2.20-P-0114	STL County Water	Meters	Replacement	1702	MOSL_LILBURN_PARK_RD_8" DI_1100'_OB	0	0	0.00%	0
	06/01/21	R17-02B2.20-P-0114	STL County Water	Services	Replacement	1702	MOSL_LILBURN_PARK_RD_8" DI_1100'_OB	1	0	1.25%	0
	06/01/21	R17-02B2.20-P-0129	STL County Water	Hydrants	Replacement	1702	MOSL_DROMARA_RD_8" 1270'_OBSL	17,408	215	1.85%	322
	06/01/21	R17-02B2.20-P-0129	STL County Water	Main	Replacement	1702	MOSL_DROMARA_RD_8" 1270'_OBSL	345,640	3,203	1.39%	4,804
	06/01/21	R17-02B2.21-P-0002	STL County Water	Main	Replacement	1702	MOSL_GRAHAM_RD_825'_20" HDPE_OBSL	213,707	1,980	1.39%	2,971
	06/01/21	R17-02B2.21-P-0046	STL County Water	Hydrants	Replacement	1702	MOSL_SUMMIT_AVE_8" PVC_1400'_OBSL	21,146	261	1.85%	391
	06/01/21	R17-02B2.21-P-0046	STL County Water	Main	Replacement	1702	MOSL_SUMMIT_AVE_8" PVC_1400'_OBSL	483,287	4,478	1.39%	6,718
	06/01/21	R17-02B2.21-P-0059	STL County Water	Hydrants	Replacement	1702	MOSL_CLAYCHESTER_DR_8" PVC_1725'_OB	354	4	1.85%	7
	06/01/21	R17-02B2.21-P-0059	STL County Water	Main	Replacement	1702	MOSL_CLAYCHESTER_DR_8" PVC_1725'_OB	919	9	1.39%	13
	06/01/21	R17-02B2.21-P-0068	STL County Water	Hydrants	Replacement	1702	MOSL_SCUDDER_AVE_8" DI_650'_OBSL	1,178	15	1.85%	22
	06/01/21	R17-02B2.21-P-0068	STL County Water	Main	Replacement	1702	MOSL_SCUDDER_AVE_8" DI_650'_OBSL	27,290	253	1.39%	379
	06/01/21	R17-02B2.21-P-0127	STL County Water	Main	Replacement	1702	MOSL_RIVER_VALLEY_DR_8" DI_275'_OBS	11,088	103	1.39%	154
	06/01/21	R17-02C1.19-P-0185	STL County Water	Main	Replacement	1702	THEISS RD 8" CI MB 2' PVC	0	0	0.00%	0
	06/01/21	R17-02C1.19-P-0201	STL County Water	Main	Replacement	1702	Late Charge Initialization	29	0	1.60%	0
	06/01/21	R17-02C1.19-P-0206	STL County Water	Main	Replacement	1702	Late Charge Initialization	29	0	1.56%	0
	06/01/21	R17-02C1.19-P-0207	STL County Water	Hydrants	Replacement	1702	Late Charge Initialization	15	0	1.79%	0
	06/01/21	R17-02C1.19-P-0207	STL County Water	Main	Replacement	1702	Late Charge Initialization	15	0	1.34%	0
	06/01/21	R17-02C1.19-P-0210	STL County Water	Main	Replacement	1702	MAIN/VALVE MAR 11-17 2019	0	0	0.00%	0
	06/01/21	R17-02C1.19-P-0228	STL County Water	Main	Replacement	1702	MAIN/VALVE JULY 15-21 2019	(14)	(0)	1.36%	(0)
	06/01/21	R17-02C1.19-P-0230	STL County Water	Main	Replacement	1702	MAIN/VALVE JULY 29-AUG 4 2019	0	0	0.00%	0
	06/01/21	R17-02C1.19-P-0232	STL County Water	Main	Replacement	1702	MAIN/VALVE AUG 12-18 2019	(4,008)	(37)	1.39%	(56)
	06/01/21	R17-02C1.19-P-0233	STL County Water	Main	Replacement	1702	Late Charge Initialization	29	0	1.39%	0
	06/01/21	R17-02C1.19-P-0244	STL County Water	Main	Replacement	1702	MAIN/VALVE OCT 14-20 2019	4	0	0.00%	0
	06/01/21	R17-02C1.19-P-0246	STL County Water	Main	Replacement	1702	MAIN/VALVE OCT 28-NOV 3 2019	0	0	0.00%	0
	06/01/21	R17-02C1.19-P-0247	STL County Water	Main	Replacement	1702	MAIN/VALVE NOV 4-10 2019	(56)	(1)	1.40%	(1)
	06/01/21	R17-02C1.19-P-0248	STL County Water	Main	Replacement	1702	MAIN/VALVE NOV 11-17 2019	4	0	0.25%	0
	06/01/21	R17-02C1.19-P-0249	STL County Water	Main	Replacement	1702	MAIN/VALVE NOV 18-24 2019	0	0	0.00%	0
	06/01/21	R17-02C1.19-P-0251	STL County Water	Main	Replacement	1702	MAIN/VALVE DEC 2-8 2019	2	0	0.00%	0
	06/01/21	R17-02C1.20-P-0004	STL County Water	Main	Replacement	1702	MAIN/VALVE JAN 21-26 2020	0	0	0.00%	0
	06/01/21	R17-02C1.20-P-0008	STL County Water	Main	Replacement	1702	MAIN/VALVE FEB 17-23 2020	0	0	0.00%	0
	06/01/21	R17-02C1.20-P-0010	STL County Water	Main	Replacement	1702	MAIN/VALVE FEB 24 - MAR 1 2020	0	0	0.00%	0
	06/01/21	R17-02C1.20-P-0012	STL County Water	Main	Replacement	1702	MAIN/VALVE MAR 9-15 2020	0	0	0.00%	0
	06/01/21	R17-02C1.20-P-0016	STL County Water	Main	Replacement	1702	MAIN/VALVE APR 6-12 2020	0	0	0.00%	0
	06/01/21	R17-02C1.20-P-0018	STL County Water	Main	Replacement	1702	MAIN/VALVE APR 20-26 2020	0	0	0.00%	0
	06/01/21	R17-02C1.20-P-0022	STL County Water	Main	Replacement	1702	MAIN/VALVE MAY 17-24 2020	0	0	0.00%	0
	06/01/21	R17-02C1.20-P-0024	STL County Water	Main	Replacement	1702	MAIN/VALVE JUNE 1-7 2020	0	0	0.00%	0
	06/01/21	R17-02C1.20-P-0026	STL County Water	Main	Replacement	1702	MAIN/VALVE JUNE 15-21 2020	4,496	42	1.39%	63
	06/01/21	R17-02C1.20-P-0027	STL County Water	Main	Replacement	1702	MAIN/VALVE JUNE 22-28 2020	(3,418)	(32)	1.39%	(48)
	06/01/21	R17-02C1.20-P-0028	STL County Water	Main	Replacement	1702	MAIN/VALVE JUNE 29 - JULY 5 2020	0	0	0.00%	0
	06/01/21	R17-02C1.20-P-0029	STL County Water	Main	Replacement	1702	MAIN/VALVE JULY 6-12 2020	0	0	0.00%	0
	06/01/21	R17-02C1.20-P-0030	STL County Water	Main	Replacement	1702	MAIN/VALVE JULY 13-19 2020	4,494	42	1.39%	62
	06/01/21	R17-02C1.20-P-0031	STL County Water	Main	Replacement	1702	MAIN/VALVE JULY 20-26 2020	0	0	0.00%	0
	06/01/21	R17-02C1.20-P-0032	STL County Water	Main	Replacement	1702	MAIN/VALVE JULY 27 - AUG 2 2020	0	0	0.00%	0
	06/01/21	R17-02C1.20-P-0033	STL County Water	Main	Replacement	1702	MAIN/VALVE AUG 3-9 2020	(28)	(0)	1.40%	(0)
	06/01/21	R17-02C1.20-P-0034	STL County Water	Main	Replacement	1702	MAIN/VALVE AUG 10-16 2020	0	0	0.00%	0
	06/01/21	R17-02C1.20-P-0035	STL County Water	Main	Replacement	1702	MAIN/VALVE AUG 17-23 2020	0	0	0.00%	0
	06/01/21	R17-02C1.20-P-0036	STL County Water	Main	Replacement	1702	MAIN/VALVE AUG 24-30 2020	4,813	45	1.39%	67
	06/01/21	R17-02C1.20-P-0038	STL County Water	Main	Replacement	1702	MAIN/VALVE AUG 31 - SEP 6 2020	0	0	0.00%	0
	06/01/21	R17-02C1.20-P-0039	STL County Water	Main	Replacement	1702	MAIN/VALVE SEP 7-13 2020	0	0	#####	0
	06/01/21	R17-02C1.20-P-0040	STL County Water	Main	Replacement	1702	MAIN/VALVE SEP 13-20 2020	0	0	0.00%	0
	06/01/21	R17-02C1.20-P-0041	STL County Water	Main	Replacement	1702	MAIN/VALVE SEP 21-27 2020	0	0	0.00%	0
	06/01/21	R17-02C1.20-P-0044	STL County Water	Main	Replacement	1702	MAIN/VALVE OCT 12-18 2020	4,496	42	1.39%	62
	06/01/21	R17-02C1.20-P-0045	STL County Water	Main	Replacement	1702	MAIN/VALVE OCT 19-25 2020	1	(0)	0.93%	0
	06/01/21	R17-02C1.20-P-0046	STL County Water	Main	Replacement	1702	MAIN/VALVE OCT 26 - NOV 1 2020	1,484	14	1.39%	21
	06/01/21	R17-02C1.20-P-0047	STL County Water	Main	Replacement	1702	MAIN/VALVE NOV 2-8 2020	(46)	(0)	1.39%	(1)
	06/01/21	R17-02C1.20-P-0050	STL County Water	Main	Replacement	1702	MAIN/VALVE NOV 23-29 2020	0	0	#####	0
	06/01/21	R17-02C1.20-P-0051	STL County Water	Main	Replacement	1702	MAIN/VALVE NOV 30-DEC 6 2020	(189)	(2)	1.37%	(3)
	06/01/21	R17-02C1.20-P-0052	STL County Water	Main	Replacement	1702	MAIN/VALVE DEC 7-13 2020	(8,192)	(76)	1.39%	(114)
	06/01/21	R17-02C1.20-P-0053	STL County Water	Main	Replacement	1702	MAIN/VALVE DEC 14-20 2020	(956)	(9)	1.39%	(13)
	06/01/21	R17-02C1.20-P-0054	STL County Water	Main	Replacement	1702	MAIN/VALVE DEC 21-27 2020	(0)	(0)	#####	0
	06/01/21	R17-02C1.20-P-0055	STL County Water	Main	Replacement	1702	MAIN/VALVE DEC 28 2020 - JAN 3 2021	(4,542)	(42)	1.39%	(63)
	06/01/21	R17-02C1.21-P-0002	STL County Water	Main	Replacement	1702	MAIN/VALVE JAN 4-10 2021	(4,318)	(40)	1.39%	(60)
	06/01/21	R17-02C1.21-P-0003	STL County Water	Main	Replacement	1702	MAIN/VALVE JAN 11-17 2021	32,956	306	1.39%	458
	06/01/21	R17-02C1.21-P-0004	STL County Water	Main	Replacement	1702	MAIN/VALVE JAN 18-24 2021	(678)	(6)	1.41%	(10)
	06/01/21	R17-02C1.21-P-0005	STL County Water	Main	Replacement	1702	MAIN/VALVE JAN 25-31 2021	2,050	19	1.39%	29
	06/01/21	R17-02C1.21-P-0006	STL County Water	Main	Replacement	1702	MAIN/VALVE FEB 1-7 2021	(15,300)	(142)	1.39%	(212)
	06/01/21	R17-02C1.21-P-0007	STL County Water	Main	Replacement	1702	MAIN/VALVE FEB 8-14 2021	(45,414)	(421)	1.39%	(631)
	06/01/21	R17-02C1.21-P-0008	STL County Water	Main	Replacement	1702	MAIN/VALVE FEB 15-21 2021	(111,358)	(1,032)	1.39%	(1,549)
	06/01/21	R17-02C1.21-P-0009	STL County Water	Main	Replacement	1702	MAIN/VALVE FEB 22-28 2021	(85,802)	(795)	1.39%	(1,193)
	06/01/21	R17-02C1.21-P-0010	STL County Water	Main	Replacement	1702	MAIN/VALVE MAR 1-7 2021	(6,523)	(60)	1.39%	(91)
	06/01/21	R17-02C1.21-P-0011	STL County Water	Main	Replacement	1702	MAIN/VALVE MAR 8-14 2021	(36,319)	(336)	1.39%	(505)
	06/01/21	R17-02C1.21-P-0012	STL County Water	Main	Replacement	1702	MAIN/VALVE MAR 15-21 2021	(29,783)	(276)	1.39%	(414)
	06/01/21	R17-02C1.21-P-0013	STL County Water	Main	Replacement	1702	MAIN/VALVE MAR 22-28	(13,534)	(125)	1.39%	(188)
	06/01/21	R17-02C1.									

Missouri American Water Company  
 WSIRA 1 (January 2021 to July 2021) Eligible Projects  
 Replacements / Relocations

In Service	Date	Work Order	Tariff Group	Asset Type	Account	Profit Center	Work Order Description	Investment	Accum Dep	Depr Rate	Dep Exp
	06/01/21	R17-02F1.20-P-0045	STL County Water	Hydrants	Replacement	1702	HYDRANT OCT 19-25 2020	0	(0)	9.38%	0
	06/01/21	R17-02F1.21-P-0002	STL County Water	Hydrants	Replacement	1702	HYDRANT JAN 4-10 2021	0	0	0.00%	0
	06/01/21	R17-02F1.21-P-0003	STL County Water	Hydrants	Replacement	1702	HYDRANT JAN 11-17 2021	190	2	1.83%	3
	06/01/21	R17-02F1.21-P-0004	STL County Water	Hydrants	Replacement	1702	HYDRANT JAN 18-24 2021	0	0	0.00%	0
	06/01/21	R17-02F1.21-P-0005	STL County Water	Hydrants	Replacement	1702	HYDRANT JAN 25-31 2021	315	4	1.85%	6
	06/01/21	R17-02F1.21-P-0012	STL County Water	Hydrants	Replacement	1702	HYDRANT MAR 15-21 2021	221	3	1.84%	4
	06/01/21	R17-02F1.21-P-0013	STL County Water	Hydrants	Replacement	1702	HYDRANT MAR 22-28 2021	(1,567)	(19)	1.85%	(29)
	06/01/21	R17-02F1.21-P-0014	STL County Water	Hydrants	Replacement	1702	HYDRANT MAR 29 - APR 4 2021	0	0	#####	(0)
	06/01/21	R17-02F1.21-P-0015	STL County Water	Hydrants	Replacement	1702	HYDRANT APR 5-11 2021	834	10	1.85%	15
	06/01/21	R17-02F1.21-P-0016	STL County Water	Hydrants	Replacement	1702	HYDRANT APR 12-18 2021	2,267	28	1.85%	42
	06/01/21	R17-02F1.21-P-0018	STL County Water	Hydrants	Replacement	1702	HYDRANT APR 26 - MAY 2 2021	2,392	30	1.85%	44
	06/01/21	R17-02F1.21-P-0019	STL County Water	Hydrants	Replacement	1702	Services and Laterals New - Blanket	(19,508)	(241)	1.85%	(361)
	06/01/21	R17-02F1.21-P-0020	STL County Water	Hydrants	Replacement	1702	MAIN/VALVE APR 19-25 2021	(13,155)	(162)	1.85%	(243)
	06/01/21	R17-02F1.21-P-0021	STL County Water	Hydrants	Replacement	1702	MAIN/VALVE APR 24-30 2021	11,703	144	1.85%	217
	06/01/21	R17-02F1.21-P-0022	STL County Water	Hydrants	Replacement	1702	HYDRANT MAY 24-30 2021	12,795	158	1.85%	237
	06/01/21	R17-02F1.21-P-0024	STL County Water	Hydrants	Replacement	1702	HYDRANT MAY 31-JUN 6 2021	15,041	186	1.85%	278
	06/01/21	R17-02F1.21-P-0025	STL County Water	Hydrants	Replacement	1702	HYDRANT JUN 7-13 2021	24,106	297	1.85%	446
	06/01/21	R17-02F1.21-P-0026	STL County Water	Hydrants	Replacement	1702	HYDRANT JUN 14-20 2021	2,365	29	1.85%	44
	06/01/21	R17-02F1.21-P-0027	STL County Water	Hydrants	Replacement	1702	HYDRANT JUN 21-27 2021	13,929	172	1.85%	258
	06/01/21	R17-02G1.20-P-0001	STL County Water	Meters	Replacement	1702	Services and Laterals New - Blanket	64,729	1,036	2.40%	1,554
	06/01/21	R17-02G1.20-P-0001	STL County Water	Services	Replacement	1702	Services and Laterals New - Blanket	200,058	3,894	2.92%	5,842
	06/01/21	R17-02G1.21-P-0001	STL County Water	Meters	Replacement	1702	MOSL_Services and Laterals - New Bl	394,250	6,308	2.40%	9,462
	06/01/21	R17-02G1.21-P-0001	STL County Water	Services	Replacement	1702	MOSL_Services and Laterals - New Bl	2,772,759	53,976	2.92%	80,965
	06/01/21	R17-02G1.21-P-0003	STL County Water	Meters	Replacement	1702	MOSL_Retina_Inst_2_Svcs_Bridgeport_	(188)	(3)	2.40%	(5)
	06/01/21	R17-02G1.21-P-0003	STL County Water	Services	Replacement	1702	MOSL_Retina_Inst_2_Svcs_Bridgeport_	(94)	(2)	2.93%	(3)
	06/01/21	R17-02J1.15-P-0003	STL County Water	Meters	Replacement	1702	AMI Meter DCU's	19,689	446	3.40%	669
	06/01/21	R17-02J1.20-P-0001	STL County Water	Meters	Replacement	1702	MOSL_Meters-Replaced-Blanket	6,852	110	2.40%	164
	06/01/21	R17-02J1.21-P-0001	STL County Water	Meters	Replacement	1702	MOSL_Meters - Replaced Blanket	671,461	10,743	2.40%	16,115
	06/01/21	R17-02Q1.20-P-0148	STL County Water	Pumping	Replacement	1702	MOSL_MP_HS 9 Dis Valve Rep	51,274	646	1.89%	969
	06/01/21	R17-02Q1.20-P-0149	STL County Water	Pumping	Replacement	1702	MOSL_MP_HS 10 Dis Valve Rep	51,629	651	1.89%	976
	06/01/21	R17-02Q1.20-P-0191	STL County Water	Pumping	Replacement	1702	CCP: Replace Low Lift 6 motor & con	14,003	176	1.89%	265
	06/01/21	R17-03B1.21-P-0002	Other MO Water	Hydrants	Replacement	1703	MOSI_W Main Rpl Package 1_3145LF PV	61,300	756	1.85%	1,134
	06/01/21	R17-03B1.21-P-0002	Other MO Water	Main	Replacement	1703	MOSI_W Main Rpl Package 1_3145LF PV	279,075	2,586	1.39%	3,879
	06/01/21	R17-03B1.21-P-0002	Other MO Water	Services	Replacement	1703	MOSI_W Main Rpl Package 1_3145LF PV	91,990	1,790	2.92%	2,685
	06/01/21	R17-03B1.21-P-0003	Other MO Water	Hydrants	Replacement	1703	MOSI_18th_Calhoum_W Main Rpl PVC	24	0	1.84%	0
	06/01/21	R17-03B1.21-P-0003	Other MO Water	Main	Replacement	1703	MOSI_18th_Calhoum_W Main Rpl PVC	261	2	1.39%	4
	06/01/21	R17-03B1.21-P-0003	Other MO Water	Services	Replacement	1703	MOSI_18th_Calhoum_W Main Rpl PVC	9	0	2.90%	0
	06/01/21	R17-03B1.21-P-0008	Other MO Water	Main	Replacement	1703	MOSI_Robidoux_150ft PVC Rpl_Service	120,588	1,122	1.40%	1,683
	06/01/21	R17-03B1.21-P-0008	Other MO Water	Services	Replacement	1703	MOSI_Robidoux_150ft PVC Rpl_Service	6,483	126	2.92%	189
	06/01/21	R17-03B1.21-P-0010	Other MO Water	Hydrants	Replacement	1703	MOSI_Beltview Rpl_975LF 8in PVC	14,186	175	1.85%	262
	06/01/21	R17-03B1.21-P-0010	Other MO Water	Main	Replacement	1703	MOSI_Beltview Rpl_975LF 8in PVC	189,146	1,753	1.39%	2,629
	06/01/21	R17-03B1.21-P-0010	Other MO Water	Services	Replacement	1703	MOSI_Beltview Rpl_975LF 8in PVC	28,372	552	2.92%	828
	06/01/21	R17-03B1.21-P-0011	Other MO Water	Hydrants	Replacement	1703	MOSI_Clayton Rpl_700LF 6in PVC	8,709	107	1.85%	161
	06/01/21	R17-03B1.21-P-0011	Other MO Water	Main	Replacement	1703	MOSI_Clayton Rpl_700LF 6in PVC	105,752	980	1.39%	1,470
	06/01/21	R17-03B1.21-P-0011	Other MO Water	Services	Replacement	1703	MOSI_Clayton Rpl_700LF 6in PVC	7,465	145	2.92%	218
	06/01/21	R17-03C1.21-P-0001	Other MO Water	Main	Replacement	1703	MOSI_Mains - Unscheduled-Blanket	335,682	3,111	1.39%	4,666
	06/01/21	R17-03F1.21-P-0001	Other MO Water	Hydrants	Replacement	1703	MOSI_Hydrants Valves and Manholes-R	152,878	1,886	1.85%	2,828
	06/01/21	R17-03H1.21-P-0001	Other MO Water	Meters	Replacement	1703	MOSI_Services and Laterals - Rpl Bl	116,862	1,870	2.40%	2,805
	06/01/21	R17-03H1.21-P-0001	Other MO Water	Services	Replacement	1703	MOSI_Services and Laterals - Rpl Bl	32,948	641	2.92%	962
	06/01/21	R17-03J1.20-P-0001	Other MO Water	Meters	Replacement	1703	MOSI_Meters-Replaced-Blanket	(422)	(7)	2.40%	(10)
	06/01/21	R17-03J1.21-P-0001	Other MO Water	Meters	Replacement	1703	MOSI_Meters - Replaced Blanket	55,816	893	2.40%	1,340
	06/01/21	R17-03J1.21-P-0002	Other MO Water	Meters	Replacement	1703	Lid & Ring	17,369	278	2.40%	417
	06/01/21	R17-03J2.19-P-0001	Other MO Water	Meters	Replacement	1703	Meters-Replaced Blanket	(55)	(1)	2.41%	(1)
	06/01/21	R17-03Q1.21-P-0006	Other MO Water	Pumping	Replacement	1703	MOSI_pig pump motor	253	11	6.48%	16
	06/01/21	R17-03Q1.21-P-0014	Other MO Water	Pumping	Replacement	1703	MOSI_slaker valves	1,509	65	6.48%	98
	06/01/21	R17-03Q1.21-P-0021	Other MO Water	Pumping	Replacement	1703	MAIN/VALVE APR 5-11 2021	1,010	20	3.02%	31
	06/01/21	R17-04B1.17-P-0003	Other MO Water	Hydrants	Replacement	1704	MOPV-NHelena_Ave-8"-HDPE-1020"-REPL	(64)	(1)	1.84%	(1)
	06/01/21	R17-04B1.17-P-0003	Other MO Water	Main	Replacement	1704	MOPV-NHelena_Ave-8"-HDPE-1020"-REPL	(74)	(1)	1.39%	(1)
	06/01/21	R17-04B1.17-P-0004	Other MO Water	Hydrants	Replacement	1704	MOPV-NWWoodyCreek_Ln-8"-HDPE-600"-R	(59)	(1)	1.86%	(1)
	06/01/21	R17-04B1.17-P-0004	Other MO Water	Main	Replacement	1704	MOPV-NWWoodyCreek_Ln-8"-HDPE-600"-R	(59)	(1)	1.39%	(1)
	06/01/21	R17-04B1.20-P-0008	Other MO Water	Hydrants	Replacement	1704	MOPV_NW Gateway 8" RPL	54,321	670	1.85%	1,005
	06/01/21	R17-04B1.20-P-0008	Other MO Water	Main	Replacement	1704	MOPV_NW Gateway 8" RPL	298,766	2,769	1.39%	4,153
	06/01/21	R17-04B1.20-P-0008	Other MO Water	Services	Replacement	1704	MOPV_NW Gateway 8" RPL	27,161	529	2.92%	793
	06/01/21	R17-04C1.21-P-0001	Other MO Water	Main	Replacement	1704	MOPV_Mains - Unscheduled-Blanket	19,563	181	1.39%	272
	06/01/21	R17-04F1.21-P-0001	Other MO Water	Hydrants	Replacement	1704	MOPV_Hydrants Valves and Manholes-R	5,156	64	1.85%	95
	06/01/21	R17-04H1.21-P-0001	Other MO Water	Meters	Replacement	1704	MOPV_Services and Laterals - Rpl Bl	20,931	335	2.40%	502
	06/01/21	R17-04H1.21-P-0001	Other MO Water	Services	Replacement	1704	MOPV_Services and Laterals - Rpl Bl	20,127	392	2.92%	588
	06/01/21	R17-04J1.21-P-0001	Other MO Water	Meters	Replacement	1704	MOPV_Meters - Replaced Blanket	1,665	27	2.40%	40
	06/01/21	R17-06C1.20-P-0001	Other MO Water	Main	Replacement	1706	MOWB-Mains-Unscheduled Blanket	(7,479)	(69)	1.39%	(104)
	06/01/21	R17-06C1.21-P-0001	Other MO Water	Main	Replacement	1706	MOWB_Mains - Unscheduled-Blanket	37,415	347	1.39%	520
	06/01/21	R17-06F1.20-P-0001	Other MO Water	Hydrants	Replacement	1706	MOWB-Hydr Valves and MnHls-Repl-Bla	(1,334)	(16)	1.85%	(25)
	06/01/21	R17-06F1.21-P-0001	Other MO Water	Hydrants	Replacement	1706	MOWB_Hydrants Valves and Manholes-R	30,354	374	1.85%	562
	06/01/21	R17-06H1.21-P-0001	Other MO Water	Meters	Replacement	1706	MOWB_Services and Laterals - Rpl Bl	21,831	349	2.40%	524
	06/01/21	R17-06H1.21-P-0001	Other MO Water	Services	Replacement	1706	MOWB_Services and Laterals - Rpl Bl	11,205	218	2.92%	327
	06/01/21	R17-06J1.21-P-0001	Other MO Water	Meters	Replacement	1706	MOWB_Meters - Replaced Blanket	10,790	173	2.40%	259
	06/01/21	R17-08J1.21-P-0001	Other MO Water	Meters	Replacement	1708	MOBR_Meters - Replaced Blanket	0	(0)	0.00%	0
	06/01/21	R17-09B1.20-P-0003	Other MO Water	Main	Replacement	1709	MOSC-Interconnect_Safety Upgrades	(3,920)	(77)	2.96%	(116)
	06/01/21	R17-09C1.20-P-0001	Other MO Water	Main	Replacement	1709	MOSC-Mains-Unscheduled Blanket	(5,829)	(54)	1.39%	(81)
	06/01/21	R17-09C1.21-P-0001	Other MO Water	Main	Replacement	1709	MOSC_Mains - Unscheduled-Blanket	24,611	228	1.39%	342
	06/01/21	R17-09F1.21-P-0001	Other MO Water	Hydrants	Replacement	1709	MOSC_Hydrants Valves and Manholes-R	6,566	81	1.85%	121
	06/01/21	R17-09H1.19-P-0001	Other MO Water	Services	Replacement	1709	Services and Laterals Repl-Blanket	60	1	2.90%	2
	06/01/21	R17-09H1.20-P-0001	Other MO Water	Services	Replacement	1709	MOSC_Services and Laterals-Repl-Bla	434	8	2.92%	13
	06/01/21	R17-09H1.21-P-0001	Other MO Water	Services	Replacement	1709	MOSC_Services and Laterals - Rpl Bl	32,919	641	2.92%	961
	06/01/21	R17-09J1.21-P-0001	Other MO Water	Meters	Replacement	1709	MOSC_Meters - Replaced Blanket	(88,745)	(1,420)	2.40%	(2,130)
	06/01/21	R17-10C1.21-P-0001	Other MO Water	Main	Replacement	1710	MOXM_Mains - Unscheduled-Blanket	40,174	372	1.39%	558
	06/01/21	R17-10H1.20-P-0001	Other MO Water	Services	Replacement	1710	MOXM_Services and Laterals-Repl-Bla	(6,085)	(118)	2.92%	(178)
	06/01/21	R17-10H1.21-P-0001	Other MO Water	Services	Replacement	1710	MOXM_Services and Laterals - Rpl Bl	13,780	268	2.92%	402
	06/01/21	R17-10J1.21-P-0001	Other MO Water	Meters	Replacement	1710	MOXM_Meters - Replaced Blanket	10,820	173	2.40%	260
	06/01/21	R17-10Q1.21-P-0004	Other MO Water	Treatment	Replacement	1710	MOXM-WTP_Filter_Backwash_Pipe_Repl	7,132	104	2.18%	155
	06/01/21	R17-11B1.21-P-0003	Other MO Water	Main	Replacement	1711	MOJP_45th & Lorraine Dr. 900' 2"	0	0	0.00%	0
	06/01/21	R17-11B1.21-P-0003	Other MO Water	Services	Replacement	1711	MOJP_45th & Lorraine Dr. 900' 2"	0	0	0.00%	0
	06/01/21	R17-11B1.21-P-0004	Other MO Water	Hydrants	Replacement	1711	MOJP_41st & Kentucky 1300' 8" DI	44,026	543	1.85%	814
	06/01/21	R17-11B1.21-P-0004	Other MO Water	Main	Replacement	1711	MOJP_41st & Kentucky 1300' 8" DI	228,000	2,113	1.39%	3,169
	06/01/21	R17-11B1.21-P-0004	Other MO Water	Services	Replacement	1711	MOJP_41st & Kentucky 1300' 8" DI	30,074	585	2.92%	878
	06/01/21	R17-11C1.21-P-0001	Other MO Water	Main	Replacement	1711	MOJP_Mains - Unscheduled-Blanket	2,372	22	1.39%	33
	06/01/21	R17-11F1.21-P-0001	Other MO Water	Hydrants	Replacement	1711	MOJP_Hydrants Valves and Manholes-R	(184)	(2)	1.86%	(3)
	06/01/21	R17-11F1.21-P-0001	Other MO Water	Main	Replacement	1711	MOJP_Hydrants Valves and Manholes-R	3,229	30	1.39%	45
	06/01/21	R17-11F1.21-P-0002	Other MO Water	Hydrants							



Missouri American Water Company  
 WSIRA 1 (January 2021 to July 2021) Eligible Projects  
 Replacements / Relocations

In Service	Date	Work Order	Tariff Group	Asset Type	Account	Profit Center	Work Order Description	Investment	Accum Dep	Depr Rate	Dep Exp
	06/01/21	R17-12G1.20-P-0001	Other MO Water	Services	Replacement	1712	MOJC_Services and Laterals-New-Blan	59	1	2.94%	2
	06/01/21	R17-12G1.21-P-0001	Other MO Water	Services	Replacement	1712	MOJC_Services and Laterals - New Bl	37,048	721	2.92%	1,082
	06/01/21	R17-12I1.21-P-0001	Other MO Water	Meters	Replacement	1712	MOJC_Meters - Replaced Blanket	11,486	184	2.40%	276
	06/01/21	R17-12Q1.21-P-0010	Other MO Water	Pumping	Replacement	1712	Low_Service_1-1/2" Backflow	2,561	111	6.48%	166
	06/01/21	R17-12Q1.21-P-0013	Other MO Water	Pumping	Replacement	1712	MAIN/VALVE APR 19-25 2021	2,138	92	6.48%	139
	06/01/21	R17-22Q1.19-P-0004	Other MO Water	Pumping	Replacement	1722	MOLT_QuadBooster_PressureTransducer	27,814	350	1.89%	526
	06/01/21	R17-24H1.21-P-0001	Other MO Water	Meters	Replacement	1724	MOMW_Services - Replaced Blanket	757	12	2.40%	18
	06/01/21	R17-24H1.21-P-0001	Other MO Water	Services	Replacement	1724	MOMW_Services - Replaced Blanket	(692)	(13)	2.92%	(20)
	06/01/21	R17-24J1.21-P-0001	Other MO Water	Meters	Replacement	1724	MOMW_Meters - Replaced Blanket	(168)	(3)	2.40%	(4)
	06/01/21	R17-41C1.21-P-0001	Other MO Water	Main	Replacement	1741	MORD_Mains - Unscheduled-Blanket	892	8	1.39%	12
	06/01/21	R17-43B1.18-P-0003	Other MO Water	Hydrants	Replacement	1743	Hickory Hills Dist Upgrades Ph II	394	5	1.85%	7
	06/01/21	R17-43B1.18-P-0003	Other MO Water	Main	Replacement	1743	Hickory Hills Dist Upgrades Ph II	11,547	107	1.39%	161
	06/01/21	R17-43B1.18-P-0003	Other MO Water	Meters	Replacement	1743	Hickory Hills Dist Upgrades Ph II	1,095	18	2.40%	26
	06/01/21	R17-43B1.18-P-0003	Other MO Water	Services	Replacement	1743	Hickory Hills Dist Upgrades Ph II	4,310	84	2.92%	126
	06/01/21	R17-43C1.21-P-0001	Other MO Water	Main	Replacement	1743	MOHH_Mains - Unscheduled-Blanket	6,770	63	1.39%	94
	06/01/21	R17-47C1.21-P-0001	Other MO Water	Main	Replacement	1747	MOWD_Mains - Unscheduled-Blanket	(232)	(2)	1.39%	(3)
	06/01/21	R17-47F1.21-P-0001	Other MO Water	Hydrants	Replacement	1747	MOWD_Hydrants Valves and Manholes-R	0	0	0.00%	0
	06/01/21	R17-49H1.21-P-0001	Other MO Water	Services	Replacement	1749	MORK-Services Replaced - Blanket	0	0	0.00%	0
	06/01/21	R17-49Q1.21-P-0001	Other MO Water	Main	Replacement	1749	MORK-Well Houslt Butterfly Valve	2,782	37	1.97%	55
	06/01/21	R17-53C1.21-P-0001	Other MO Water	Main	Replacement	1753	MOLS_Mains - Unscheduled-Blanket	9,557	89	2.93%	133
	06/01/21	R17-53H1.21-P-0001	Other MO Water	Meters	Replacement	1753	MOLS-Services - Replaced Blanket	10,567	169	2.40%	254
	06/01/21	R17-53H1.21-P-0001	Other MO Water	Services	Replacement	1753	MOLS-Services - Replaced Blanket	5,283	103	2.92%	154
	06/01/21	R17-53J1.19-P-0001	Other MO Water	Meters	Replacement	1753	Blanket Work Order - Meters Replace	1,167	19	2.40%	28
	06/01/21	R17-55C1.21-P-0001	Other MO Water	Main	Replacement	1755	MOBM_Mains - Unscheduled-Blanket	21,394	198	1.39%	297
	06/01/21	R17-55F1.21-P-0001	Other MO Water	Hydrants	Replacement	1755	MOBMB_Hydrants Valves and Manholes-	0	0	0.00%	0
	06/01/21	R17-55H1.21-P-0001	Other MO Water	Services	Replacement	1755	MOBM_Services and Laterals-Rpl Blan	18,183	354	2.92%	531
	06/01/21	R17-55J1.21-P-0001	Other MO Water	Meters	Replacement	1755	MOBM_Meters - Replaced Blanket	(304)	(5)	2.39%	(7)
	06/01/21	R17-55Q1.21-P-0012	Other MO Water	Pumping	Replacement	1755	MAIN/VALVE APR 12-18 2021	565	24	6.48%	37
	07/01/21	I17-020132-01	STL County Water	Treatment	Replacement	1702	CP Primary Clarifier B Basin (#1)	0	(0)	0.00%	(0)
	07/01/21	I17-020161-01	STL County Water	Pumping	Replacement	1702	NP_East_HS_Pump_Vault_Rehab_Ph1	(0)	(727)	#####	(1,247)
	07/01/21	I17-110022-01	Other MO Water	SCADA	Replacement	1711	JOP-32nd_St_PS_Upgrades	2,799	94	5.76%	161
	07/01/21	I17-120007-01	Other MO Water	SCADA	Replacement	1712	JFC-WTP Clearwell & HSPS (A-4)	0	0	0.00%	0
	07/01/21	I17-120011-01	Other MO Water	Hydrants	Replacement	1712	JFC-Schell_Ridge_Zone_Supply_Main	0	0	0.00%	0
	07/01/21	I17-120013-01	Other MO Water	Hydrants	Replacement	1712	MOJC-Southwest_Blvd_12"__Main_Repl	(80)	(1)	1.84%	(1)
	07/01/21	I17-120013-01	Other MO Water	Main	Replacement	1712	MOJC-Southwest_Blvd_12"__Main_Repl	(1,323)	(11)	1.39%	(18)
	07/01/21	I17-120013-01	Other MO Water	Services	Replacement	1712	MOJC-Southwest_Blvd_12"__Main_Repl	(159)	(3)	2.92%	(5)
	07/01/21	I17-180001-01	Other MO Water	Main	Replacement	1718	MORA-Rankin_Acres_Sustainable_Wtr_S	32,439	274	1.45%	470
	07/01/21	I17-330003-01	Other MO Water	SCADA	Replacement	1733	Tri States Well 6 & Storage Tank	0	0	0.00%	0
	07/01/21	LSLR	STL County Water	Services	Replacement	1702	Customer Owned Lead Lines Jan 2021 - July 2021	315,461	18,402	10.00%	31,546
	07/01/21	R17-01L1.19-P-0004	STL County Water	SCADA	Replacement	1702	SL MP C&D Basin PLC & FlexIO	3	0	6.37%	0
	07/01/21	R17-02B1.12-P-0265	STL County Water	Hydrants	Replacement	1702	E2012-780 WACHTEL AVE.-Orient to Ge	1	0	1.30%	0
	07/01/21	R17-02B1.12-P-0265	STL County Water	Main	Replacement	1702	E2012-780 WACHTEL AVE.-Orient to Ge	0	0	2.13%	0
	07/01/21	R17-02B1.15-P-0212	STL County Water	Main	Replacement	1702	Lakeshire_Dr_1280"__PVC_OBSL	0	0	0.00%	0
	07/01/21	R17-02B1.15-P-0233	STL County Water	Hydrants	Replacement	1702	MOSL_Elise_Dr_1290"__PVC_OBSL	(206)	(2)	1.85%	(4)
	07/01/21	R17-02B1.15-P-0233	STL County Water	Main	Replacement	1702	MOSL_Elise_Dr_1290"__PVC_OBSL	(4,448)	(36)	1.89%	(62)
	07/01/21	R17-02B1.15-P-0233	STL County Water	Meters	Replacement	1702	MOSL_Elise_Dr_1290"__PVC_OBSL	(0)	0	0.00%	0
	07/01/21	R17-02B1.15-P-0233	STL County Water	Services	Replacement	1702	MOSL_Elise_Dr_1290"__PVC_OBSL	(0)	0	0.00%	0
	07/01/21	R17-02B1.17-P-0030	STL County Water	Main	Replacement	1702	MOSL_HOGHOLLOW_ABASIN_30"__VALVE_OBS	(201)	(2)	1.39%	(3)
	07/01/21	R17-02B1.18-P-0055	STL County Water	Hydrants	Replacement	1702	MOSL-DUNN/PERSHALL_PH_2_20_DI-1650-	393	4	1.85%	7
	07/01/21	R17-02B1.18-P-0055	STL County Water	Main	Replacement	1702	MOSL-DUNN/PERSHALL_PH_2_20_DI-1650-	1,803	15	1.39%	25
	07/01/21	R17-02B1.19-P-0011	STL County Water	Main	Replacement	1702	MOSL_REAVIS_BARRACKS_RD_12"__PVC_207	0	0	0.00%	0
	07/01/21	R17-02B1.19-P-0012	STL County Water	Main	Replacement	1702	MOSL_MACKENZIE_RD_PHASE_1_12"__PVC_1	0	0	0.00%	0
	07/01/21	R17-02B1.19-P-0013	STL County Water	Hydrants	Replacement	1702	MOSL_MACKENZIE_RD_PHASE_2_12"__PVC_1	0	0	0.00%	0
	07/01/21	R17-02B1.19-P-0016	STL County Water	Hydrants	Replacement	1702	MOSL_MULLANPHY_RD_PH_1_3028"__12"__RE	(23)	(0)	1.82%	(0)
	07/01/21	R17-02B1.19-P-0016	STL County Water	Main	Replacement	1702	MOSL_MULLANPHY_RD_PH_1_3028"__12"__RE	(791)	(6)	1.39%	(11)
	07/01/21	R17-02B1.19-P-0017	STL County Water	Hydrants	Replacement	1702	MOSL_MULLANPHY_RD_Ph1_2460_12"__PVC	(2)	(0)	1.55%	(0)
	07/01/21	R17-02B1.19-P-0017	STL County Water	Main	Replacement	1702	MOSL_MULLANPHY_RD_Ph1_2460_12"__PVC	(105)	(1)	1.39%	(1)
	07/01/21	R17-02B1.19-P-0021	STL County Water	Main	Replacement	1702	MOSL_LINDSAY_LN_Ph_1-2260"__12"__PVC	(959)	(8)	1.39%	(13)
	07/01/21	R17-02B1.19-P-0022	STL County Water	Hydrants	Replacement	1702	MOSL_LINDSAY_LN_2560"__12"__PVC_PH 2	(46)	(1)	1.86%	(1)
	07/01/21	R17-02B1.19-P-0022	STL County Water	Main	Replacement	1702	MOSL_LINDSAY_LN_2560"__12"__PVC_PH 2	(1,218)	(10)	1.39%	(17)
	07/01/21	R17-02B1.19-P-0023	STL County Water	Hydrants	Replacement	1702	MOSL_LINDSAY_LN_1740_12"__PVC_PH 3	(3)	(0)	1.88%	(0)
	07/01/21	R17-02B1.19-P-0023	STL County Water	Main	Replacement	1702	MOSL_LINDSAY_LN_1740_12"__PVC_PH 3	(248)	(2)	1.39%	(3)
	07/01/21	R17-02B1.19-P-0028	STL County Water	Hydrants	Replacement	1702	MOSL_Big_Bend_Blvd_Ph1_16"__3100"__DI	667	7	1.85%	12
	07/01/21	R17-02B1.19-P-0028	STL County Water	Main	Replacement	1702	MOSL_Big_Bend_Blvd_Ph1_16"__3100"__DI	4,043	33	1.39%	56
	07/01/21	R17-02B1.19-P-0043	STL County Water	Main	Replacement	1702	MOSL_Lindbergh_Guelbreth_20"DI_OBSL	138,864	1,126	1.39%	1,930
	07/01/21	R17-02B1.19-P-0043	STL County Water	Meters	Replacement	1702	MOSL_Lindbergh_Guelbreth_20"DI_OBSL	23,463	329	2.40%	563
	07/01/21	R17-02B1.19-P-0043	STL County Water	Services	Replacement	1702	MOSL_Lindbergh_Guelbreth_20"DI_OBSL	11,731	200	2.92%	343
	07/01/21	R17-02B1.19-P-0044	STL County Water	Hydrants	Replacement	1702	MOSL_OAK_AVE_8"__PVC_1403"__OBSL	0	0	0.00%	0
	07/01/21	R17-02B1.19-P-0046	STL County Water	Hydrants	Replacement	1702	MOSL_RANGER_DR_8"__PVC_743"__OBSL	0	0	0.00%	0
	07/01/21	R17-02B1.19-P-0047	STL County Water	Hydrants	Replacement	1702	MOSL_REVERE_LN_8"__PVC_1584"__OBSL	0	0	0.00%	0
	07/01/21	R17-02B1.19-P-0049	STL County Water	Hydrants	Replacement	1702	MOSL_BIRCHWOOD_DR_8"__PVC_1395"__OBSL	0	0	0.00%	0
	07/01/21	R17-02B1.19-P-0053	STL County Water	Hydrants	Replacement	1702	MOSL_Big_Bend_Blvd_16"__TRFlex_Ph2	(2,016)	(22)	1.85%	(37)
	07/01/21	R17-02B1.19-P-0053	STL County Water	Main	Replacement	1702	MOSL_Big_Bend_Blvd_16"__TRFlex_Ph2	4,968	40	1.39%	69
	07/01/21	R17-02B1.19-P-0053	STL County Water	Meters	Replacement	1702	MOSL_Big_Bend_Blvd_16"__TRFlex_Ph2	202	3	2.40%	5
	07/01/21	R17-02B1.19-P-0053	STL County Water	Services	Replacement	1702	MOSL_Big_Bend_Blvd_16"__TRFlex_Ph2	404	7	2.92%	12
	07/01/21	R17-02B1.19-P-0054	STL County Water	Hydrants	Replacement	1702	MOSL_Big_Bend_Blvd_Ph3_16"__3100"__DI	11,874	128	1.85%	220
	07/01/21	R17-02B1.19-P-0054	STL County Water	Main	Replacement	1702	MOSL_Big_Bend_Blvd_Ph3_16"__3100"__DI	9,655	78	1.39%	134
	07/01/21	R17-02B1.19-P-0054	STL County Water	Meters	Replacement	1702	MOSL_Big_Bend_Blvd_Ph3_16"__3100"__DI	216	3	2.40%	5
	07/01/21	R17-02B1.19-P-0054	STL County Water	Services	Replacement	1702	MOSL_Big_Bend_Blvd_Ph3_16"__3100"__DI	108	2	2.92%	3
	07/01/21	R17-02B1.19-P-0072	STL County Water	Main	Replacement	1702	MOSL_WILDWOOD_PKWY_8"__PVC_1875"__OBSL	0	0	0.00%	0
	07/01/21	R17-02B1.19-P-0073	STL County Water	Hydrants	Replacement	1702	MOSL_SHACKELFORD_RETIRE_1991"__8"__CI	18	0	1.84%	0
	07/01/21	R17-02B1.19-P-0073	STL County Water	Main	Replacement	1702	MOSL_SHACKELFORD_RETIRE_1991"__8"__CI	491	4	1.39%	7
	07/01/21	R17-02B1.19-P-0074	STL County Water	Main	Replacement	1702	MOSL_GLYN_CAGNY_PH1_12_PVC_3281_OBS	0	0	0.00%	0
	07/01/21	R17-02B1.19-P-0075	STL County Water	Hydrants	Replacement	1702	MOSL_GLYN_CAGNY_PH2_12_PVC_3281_OBS	0	0	0.00%	0
	07/01/21	R17-02B1.19-P-0076	STL County Water	Main	Replacement	1702	MOSL_GLYN_CAGNY_PH3_12_PVC_3281_OBS	0	0	0.00%	0
	07/01/21	R17-02B1.19-P-0077	STL County Water	Main	Replacement	1702	MOSL_FOREST_PKY_8"__PVC_989"__OBSL	0	0	0.00%	0
	07/01/21	R17-02B1.19-P-0092	STL County Water	Main	Replacement	1702	MOSL_HIGHLAND RIDGE_DR_8"__PVC_2200__	0	0	0.00%	0
	07/01/21	R17-02B1.19-P-0093	STL County Water	Main	Replacement	1702	MOSL_KENILWORTH_LN_8"__PVC_2000__OBSL	0	0	0.00%	0
	07/01/21	R17-02B1.19-P-0094									

Missouri American Water Company  
 WSIRA 1 (January 2021 to July 2021) Eligible Projects  
 Replacements / Relocations

In Service	Work Order	Tariff Group	Asset Type	Account	Profit Center	Work Order Description	Investment	Accum Dep	Depr Rate	Dep Exp
07/01/21	R17-02B1.20-P-0027	STL County Water	Hydrants	Replacement	1702	MOSL_CLAYMONT_EST_DR_16" TRFLX_5466	8	0	1.93%	0
07/01/21	R17-02B1.20-P-0027	STL County Water	Main	Replacement	1702	MOSL_CLAYMONT_EST_DR_16" TRFLX_5466	494	4	1.39%	7
07/01/21	R17-02B1.20-P-0028	STL County Water	Hydrants	Replacement	1702	MOSL_CLAYMONT_EST_DR_16" TRFLX_5466	704	8	1.85%	13
07/01/21	R17-02B1.20-P-0028	STL County Water	Main	Replacement	1702	MOSL_CLAYMONT_EST_DR_16" TRFLX_5466	(3,539)	(29)	1.39%	(49)
07/01/21	R17-02B1.20-P-0029	STL County Water	Hydrants	Replacement	1702	MOSL_CLAYMONT_EST_DR_16" TRFLX_5466	114	1	1.85%	2
07/01/21	R17-02B1.20-P-0029	STL County Water	Main	Replacement	1702	MOSL_CLAYMONT_EST_DR_16" TRFLX_5466	(1,489)	(12)	1.39%	(21)
07/01/21	R17-02B1.20-P-0030	STL County Water	Hydrants	Replacement	1702	MOSL_CLAYMONT_EST_DR_16" TRFLX_5466	143	2	1.85%	3
07/01/21	R17-02B1.20-P-0030	STL County Water	Main	Replacement	1702	MOSL_CLAYMONT_EST_DR_16" TRFLX_5466	77	1	1.40%	1
07/01/21	R17-02B1.20-P-0036	STL County Water	Hydrants	Replacement	1702	MOSL_OAK_VALLEY_DR_PH1_8" PVC_1297'	0	0	0.00%	0
07/01/21	R17-02B1.20-P-0044	STL County Water	Hydrants	Replacement	1702	MOSL_HANLEY_IND_CT_PH1_12" PVC_1600	0	0	0.00%	0
07/01/21	R17-02B1.20-P-0045	STL County Water	Main	Replacement	1702	MOSL_HANLEY_IND_CT_PH2_12" PVC_1700	0	0	0.00%	0
07/01/21	R17-02B1.20-P-0048	STL County Water	Hydrants	Replacement	1702	MOSL_DUNN/BELLE CIR_16" TRFLX_925'	(0)	0	(3.13%)	0
07/01/21	R17-02B1.20-P-0048	STL County Water	Main	Replacement	1702	MOSL_DUNN/BELLE CIR_16" TRFLX_925'	(26)	(0)	1.38%	(0)
07/01/21	R17-02B1.20-P-0065	STL County Water	Hydrants	Replacement	1702	MOSL_FOREWAY_DR_1219' 8" PVC_OBSL	101	1	1.85%	2
07/01/21	R17-02B1.20-P-0065	STL County Water	Main	Replacement	1702	MOSL_FOREWAY_DR_1219' 8" PVC_OBSL	2,502	20	1.39%	35
07/01/21	R17-02B1.20-P-0072	STL County Water	Hydrants	Replacement	1702	MOSL_St_Michaels_Ct_1900' 12" DI_OB	1,147	12	1.85%	21
07/01/21	R17-02B1.20-P-0072	STL County Water	Main	Replacement	1702	MOSL_St_Michaels_Ct_1900' 12" DI_OB	19,110	155	2.39%	266
07/01/21	R17-02B1.20-P-0072	STL County Water	Meters	Replacement	1702	MOSL_St_Michaels_Ct_1900' 12" DI_OB	1,811	25	1.40%	43
07/01/21	R17-02B1.20-P-0072	STL County Water	Services	Replacement	1702	MOSL_St_Michaels_Ct_1900' 12" DI_OB	4,527	77	2.92%	132
07/01/21	R17-02B1.20-P-0081	STL County Water	Hydrants	Replacement	1702	MOSL_MARBROOKE_LN_440' 8" REPL	(3)	(0)	1.82%	(0)
07/01/21	R17-02B1.20-P-0081	STL County Water	Main	Replacement	1702	MOSL_MARBROOKE_LN_440' 8" REPL	(52)	(0)	1.40%	(1)
07/01/21	R17-02B1.20-P-0081	STL County Water	Meters	Replacement	1702	MOSL_MARBROOKE_LN_440' 8" REPL	0	0	0.00%	0
07/01/21	R17-02B1.20-P-0081	STL County Water	Services	Replacement	1702	MOSL_MARBROOKE_LN_440' 8" REPL	0	0	0.00%	0
07/01/21	R17-02B1.20-P-0084	STL County Water	Hydrants	Replacement	1702	MOSL_DUNN_RD_30" DI_2450' OBSL	4,011	43	1.85%	74
07/01/21	R17-02B1.20-P-0084	STL County Water	Main	Replacement	1702	MOSL_DUNN_RD_30" DI_2450' OBSL	1,383,259	11,216	1.39%	19,227
07/01/21	R17-02B1.20-P-0084	STL County Water	Meters	Replacement	1702	MOSL_DUNN_RD_30" DI_2450' OBSL	15,183	213	2.40%	364
07/01/21	R17-02B1.20-P-0084	STL County Water	Services	Replacement	1702	MOSL_DUNN_RD_30" DI_2450' OBSL	7,591	129	2.92%	222
07/01/21	R17-02B1.21-P-0006	STL County Water	Hydrants	Replacement	1702	MOSL_MCKELVEY_RD_PH1_20" DI_1400_OB	79,837	862	1.85%	1,477
07/01/21	R17-02B1.21-P-0006	STL County Water	Main	Replacement	1702	MOSL_MCKELVEY_RD_PH1_20" DI_1400_OB	590,161	4,785	1.39%	8,203
07/01/21	R17-02B1.21-P-0006	STL County Water	Meters	Replacement	1702	MOSL_MCKELVEY_RD_PH1_20" DI_1400_OB	68,164	954	2.40%	1,636
07/01/21	R17-02B1.21-P-0006	STL County Water	Services	Replacement	1702	MOSL_MCKELVEY_RD_PH1_20" DI_1400_OB	34,082	581	2.92%	995
07/01/21	R17-02B1.21-P-0009	STL County Water	Main	Replacement	1702	MOSL_Bellefontaine_Rd_12" HDPE_150'	359	3	1.39%	5
07/01/21	R17-02B1.21-P-0023	STL County Water	Main	Replacement	1702	MOSL_Wallingshire_Ct_335' 8" PVC	67,180	545	1.39%	934
07/01/21	R17-02B2.17-P-0008	STL County Water	Main	Replacement	1702	MOSL_ARCH_TERRACE_1300' 8" PVC_OBS	0	0	0.00%	0
07/01/21	R17-02B2.17-P-0009	STL County Water	Hydrants	Replacement	1702	MOSL_GISSLER_AVE_770' 8" PVC_OBSL	0	0	0.00%	0
07/01/21	R17-02B2.17-P-0010	STL County Water	Hydrants	Replacement	1702	MOSL_MOORLANDS_DR_PH1_975' 8" PVC_	0	0	0.00%	0
07/01/21	R17-02B2.17-P-0013	STL County Water	Hydrants	Replacement	1702	MOSL_RALPH_TERR_800' 8" PVC_OBSL	0	0	0.00%	0
07/01/21	R17-02B2.18-P-0014	STL County Water	Main	Replacement	1702	MOSL_HELEN_AVE_875' 12" PVC_OBSL	0	0	0.00%	0
07/01/21	R17-02B2.18-P-0098	STL County Water	Hydrants	Replacement	1702	MOSL_LINDBERGH_DR_750' 8" PVC_OBSL	(138,193)	(1,491)	1.85%	(2,557)
07/01/21	R17-02B2.18-P-0098	STL County Water	Main	Replacement	1702	MOSL_LINDBERGH_DR_750' 8" PVC_OBSL	138,192	1,121	1.39%	1,921
07/01/21	R17-02B2.18-P-0098	STL County Water	Meters	Replacement	1702	MOSL_LINDBERGH_DR_750' 8" PVC_OBSL	0	0	4.17%	0
07/01/21	R17-02B2.18-P-0098	STL County Water	Services	Replacement	1702	MOSL_LINDBERGH_DR_750' 8" PVC_OBSL	0	0	4.17%	0
07/01/21	R17-02B2.18-P-0099	STL County Water	Hydrants	Replacement	1702	MOSL_WEAVER_AVE_1354' 12" PVC_OBSL	(476,002)	(5,137)	1.85%	(8,806)
07/01/21	R17-02B2.18-P-0099	STL County Water	Main	Replacement	1702	MOSL_WEAVER_AVE_1354' 12" PVC_OBSL	476,001	3,860	1.39%	6,616
07/01/21	R17-02B2.18-P-0099	STL County Water	Meters	Replacement	1702	MOSL_WEAVER_AVE_1354' 12" PVC_OBSL	1	0	3.03%	0
07/01/21	R17-02B2.18-P-0099	STL County Water	Services	Replacement	1702	MOSL_WEAVER_AVE_1354' 12" PVC_OBSL	0	0	2.86%	0
07/01/21	R17-02B2.18-P-0100	STL County Water	Hydrants	Replacement	1702	MOSL_ALICIA_AVE_1319' 8" PVC_OBSL	(168,643)	(1,820)	1.85%	(3,120)
07/01/21	R17-02B2.18-P-0100	STL County Water	Main	Replacement	1702	MOSL_ALICIA_AVE_1319' 8" PVC_OBSL	168,642	1,367	1.39%	2,344
07/01/21	R17-02B2.18-P-0100	STL County Water	Meters	Replacement	1702	MOSL_ALICIA_AVE_1319' 8" PVC_OBSL	1	0	3.13%	0
07/01/21	R17-02B2.18-P-0100	STL County Water	Services	Replacement	1702	MOSL_ALICIA_AVE_1319' 8" PVC_OBSL	0	0	2.86%	0
07/01/21	R17-02B2.19-P-0003	STL County Water	Main	Replacement	1702	Pipe and Fittings-Ductile Iron 8" 5/1/2019 00:00:00	0	0	0.00%	0
07/01/21	R17-02B2.19-P-0023	STL County Water	Hydrants	Replacement	1702	MOSL_LAVINIA_DR_8" PVC_1577' OBSL	0	0	0.00%	0
07/01/21	R17-02B2.19-P-0024	STL County Water	Hydrants	Replacement	1702	#N/A	0	0	0.00%	0
07/01/21	R17-02B2.19-P-0025	STL County Water	Main	Replacement	1702	MOSL_MALLORY_DR_8" PVC_1400' OBSL	0	0	0.00%	0
07/01/21	R17-02B2.19-P-0033	STL County Water	Main	Replacement	1702	MOSL_Clayton_Rd_PHASE1_1925' 12" PVC	0	0	0.00%	0
07/01/21	R17-02B2.19-P-0035	STL County Water	Hydrants	Replacement	1702	MOSL_CHARRETTE_DR_8" PVC_1615' OBSL	0	0	0.00%	0
07/01/21	R17-02B2.19-P-0036	STL County Water	Main	Replacement	1702	MOSL_GRANTVIEW_DR_8" PVC_2493' OBSL	0	0	0.00%	0
07/01/21	R17-02B2.19-P-0037	STL County Water	Main	Replacement	1702	MOSL_KNOLLSHIRE_DR_8" PVC_1156' OBSL	0	0	0.00%	0
07/01/21	R17-02B2.19-P-0038	STL County Water	Main	Replacement	1702	MOSL_ASHWELL_DR_8" PVC_740' OBSL	0	0	0.00%	0
07/01/21	R17-02B2.19-P-0039	STL County Water	Hydrants	Replacement	1702	MOSL_NEW_HAMPSHIRE_AVE_8" PVC_1901'	0	0	0.00%	0
07/01/21	R17-02B2.19-P-0040	STL County Water	Main	Replacement	1702	MOSL_E_YORKSHIRE_DR_8" PVC_1074' OB	0	0	0.00%	0
07/01/21	R17-02B2.19-P-0041	STL County Water	Hydrants	Replacement	1702	MOSL_KINGSWAY_DR_8" PVC_1603' OBSL	0	0	0.00%	0
07/01/21	R17-02B2.19-P-0042	STL County Water	Main	Replacement	1702	MOSL_HURSTGREEN_LN_8" PVC_1661' REP	0	0	0.00%	0
07/01/21	R17-02B2.19-P-0043	STL County Water	Main	Replacement	1702	MOSL_LYNNBROOK_RD_8" PVC_1679' REPL	0	0	0.00%	0
07/01/21	R17-02B2.19-P-0045	STL County Water	Hydrants	Replacement	1702	#N/A	0	0	0.00%	0
07/01/21	R17-02B2.19-P-0112	STL County Water	Hydrants	Replacement	1702	MOSL_UNION_RD_PHASE_1_12" PVC_1187	0	0	0.00%	0
07/01/21	R17-02B2.19-P-0113	STL County Water	Hydrants	Replacement	1702	MOSL_UNION_RD_PHASE_2_12" PVC_1460	0	0	0.00%	0
07/01/21	R17-02B2.19-P-0114	STL County Water	Main	Replacement	1702	MOSL_UNION_RD_PHASE_3_8" PVC_1511'	0	0	0.00%	0
07/01/21	R17-02B2.19-P-0115	STL County Water	Main	Replacement	1702	MOSL_MORGANFORD_RD_8" PVC_564' OBSL	0	0	0.00%	0
07/01/21	R17-02B2.19-P-0116	STL County Water	Main	Replacement	1702	MOSL_SANTEN_DR_8" PVC_1145' OBSL	0	0	0.00%	0
07/01/21	R17-02B2.19-P-0117	STL County Water	Main	Replacement	1702	MOSL_COLVIN_DR_8" PVC_1010' OBSL	0	0	0.00%	0
07/01/21	R17-02B2.19-P-0118	STL County Water	Hydrants	Replacement	1702	MOSL_BUSSI_DR_8" PVC_1830' OBSL	0	0	0.00%	0
07/01/21	R17-02B2.19-P-0119	STL County Water	Hydrants	Replacement	1702	MOSL_EWELL_DR_8" PVC_1700' OBSL	0	0	0.00%	0
07/01/21	R17-02B2.19-P-0120	STL County Water	Hydrants	Replacement	1702	MOSL_HOYT_DR_8" PVC_1900' OBSL	0	0	0.00%	0
07/01/21	R17-02B2.19-P-0121	STL County Water	Main	Replacement	1702	MOSL_NECTAR_DR_8" PVC_710' OBSL	0	0	0.00%	0
07/01/21	R17-02B2.19-P-0122	STL County Water	Hydrants	Replacement	1702	MOSL_ROXTON_DR_8" PVC_1940' OBSL	0	0	0.00%	0
07/01/21	R17-02B2.19-P-0128	STL County Water	Hydrants	Replacement	1702	MOSL_VARGAS_DR_8" PVC_1940' OBSL	0	0	0.00%	0
07/01/21	R17-02B2.19-P-0129	STL County Water	Hydrants	Replacement	1702	MOSL_LARKSPUR_DR_8" PVC_565' OBSL	0	0	0.00%	0
07/01/21	R17-02B2.19-P-0130	STL County Water	Hydrants	Replacement	1702	MOSL_EDGECLIFFE_DR_8" PVC_1400' OBS	0	0	0.00%	0
07/01/21	R17-02B2.19-P-0131	STL County Water	Main	Replacement	1702	MOSL_CLEARFIELD_DR_8" PVC_1290' OBS	0	0	0.00%	0
07/01/21	R17-02B2.19-P-0132	STL County Water	Hydrants	Replacement	1702	MOSL_FORESTWOOD_DR_PH1_8" PVC_2500'	0	0	0.00%	0
07/01/21	R17-02B2.19-P-0133	STL County Water	Main	Replacement	1702	MOSL_FORESTWOOD_DR_PH2_8" PVC_2400'	0	0	0.00%	0
07/01/21	R17-02B2.19-P-0134	STL County Water	Main	Replacement	1702	MOSL_VERSHIRE_CT_8" PVC_270' OBSL	0	0	0.00%	0
07/01/21	R17-02B2.19-P-0138	STL County Water	Main	Replacement	1702	MOSL_GREEN_SLOPE_DR_8" PVC_1770' OBS	0	0	0.00%	0
07/01/21	R17-02B2.19-P-0139	STL County Water	Main	Replacement	1702	MOSL_OLD_MANOR_RD_8" PVC_1640' OBSL	0	0	0.00%	0
07/01/21	R17-02B2.19-P-0140	STL County Water	Hydrants	Replacement	1702	MOSL_HALLSTEAD_DR_8" PVC_1590' OBSL	0	0	0.00%	0
07/01/21	R17-02B2.19-P-0141	STL County Water	Main	Replacement	1702	MOSL_ASHTON_DR_8" PVC_450' OBSL	0	0	0.00%	0
07/01/21	R17-02B2.19-P-0146	STL County Water	Main	Replacement	1702	MOSL_CARMEI_DR_8" PVC_725' OBSL	0	0	0.00%	0
07/01/21	R17-02B2.19-P-0147	STL County Water	Main	Replacement	1702	MOSL_PINETREE_LN_770' 8" PVC_OBSL	0	0	0.00%	0
07/01/21	R17-02B2.19-P-0148	STL County Water	Main	Replacement	1702	MOSL_BROOKDALE_DR_565' 8" PVC_OBSL	0	0	0.00%	0
07/01/21	R17-02B2.19-P-0149	STL County Water	Main	Replacement	1702	MOSL_BROOKRIDGE_DR_8" PVD_660' OBSL	0	0	0.00%	0
07/01/21	R17-02B2.19-P-0150	STL County Water	Main	Replacement	1702	MOSL_TOFT_LN_8" PVC_300' OBSL	0	0	0.00%	0
07/01/21	R17-02B2.19-P-0151	STL County Water	Hydrants	Replacement	1702	MOSL_LILAC_AVE_8" PVC_675' OBSL	0	0	0.00%	0
07/01/21	R17-02B2.19-P-0152	STL County Water	Main	Replacement	1702	MOSL_ST_GEORGES_PL_8" PVC_1200' OBS	0	0	0.00%	0
07/01/21	R17-02B2.19-P-0153	STL County Water	Hydrants	Replacement	1702	MOSL_COLEBROOK_DR_8" PVC_300' OBSL	0	0	0.00%	0
07/01/21	R17-02B2.19-P-0154	STL County Water	Hydrants	Replacement	1702	MOSL_CORMAR_DR_8" PVC_1200' OBSL	0	0	0.00%	0
07/01/21	R17-02B2.19-P-0155	STL County Water	Hydrants	Replacement	1702	MOSL_ZEISS_AVE_8" PVC_1190' OBSL	0	0	0.00%	0
07/01/21	R17-02B2.19-P-0156	STL County Water	Hydrants	Replacement	1702	MOSL_E_GLENDALE_RD_PH1_8" PVC_1895'	29	0	1.86%	1
07/01/21	R17-02B2.19-P-0156	STL County Water	Main	Replacement	1702	MOSL_E_GLENDALE_RD_PH1_8" PVC_1895'	(639)	(5)	1.39%	(9)
07/01/21	R17-02B2.19-P-0156	STL County Water								

Missouri American Water Company  
 WSIRA 1 (January 2021 to July 2021) Eligible Projects  
 Replacements / Relocations

In Service		Tariff Group	Asset Type	Account	Profit Center	Work Order Description	Investment	Accum Dep	Depr Rate	Dep Exp
Date	Work Order									
07/01/21	R17-02B2.19-P-0157	STL County Water	Meters	Replacement	1702	MOSL_E_GLENDALE_RD_PH2_8" PVC_1455'	0	0	0.00%	0
07/01/21	R17-02B2.19-P-0157	STL County Water	Services	Replacement	1702	MOSL_E_GLENDALE_RD_PH2_8" PVC_1455'	0	0	0.00%	0
07/01/21	R17-02B2.19-P-0159	STL County Water	Hydrants	Replacement	1702	MOSL_PARDELLA_AVE_8" PVC_2600'_OBSL	(25)	(0)	1.84%	(0)
07/01/21	R17-02B2.19-P-0159	STL County Water	Main	Replacement	1702	MOSL_PARDELLA_AVE_8" PVC_2600'_OBSL	0	0	1.97%	0
07/01/21	R17-02B2.19-P-0161	STL County Water	Hydrants	Replacement	1702	MOSL_GOETZ_AVE_8" PVC_1200'_OBSL	26	0	1.84%	0
07/01/21	R17-02B2.19-P-0161	STL County Water	Main	Replacement	1702	MOSL_GOETZ_AVE_8" PVC_1200'_OBSL	1,326	11	1.39%	18
07/01/21	R17-02B2.19-P-0168	STL County Water	Main	Replacement	1702	MOSL_CLAYTON_RD_PHASE2_12"PVC_1700'	0	0	0.00%	0
07/01/21	R17-02B2.19-P-0169	STL County Water	Main	Replacement	1702	MOSL_VALLEY_VIEW_PL_8"PVC_550'_OBSL	0	0	0.00%	0
07/01/21	R17-02B2.19-P-0170	STL County Water	Main	Replacement	1702	MOSL_LAGRO_AVE_8" PVC_700'_OBSL	(2,586)	(21)	1.39%	(36)
07/01/21	R17-02B2.19-P-0170	STL County Water	Meters	Replacement	1702	MOSL_LAGRO_AVE_8" PVC_700'_OBSL	0	0	0.00%	0
07/01/21	R17-02B2.19-P-0170	STL County Water	Services	Replacement	1702	MOSL_LAGRO_AVE_8" PVC_700'_OBSL	0	0	0.00%	0
07/01/21	R17-02B2.19-P-0171	STL County Water	Hydrants	Replacement	1702	MOSL_SADDLESBUR_RD_8" PVC_600'_OBSL	0	0	0.00%	0
07/01/21	R17-02B2.19-P-0173	STL County Water	Main	Replacement	1702	MOSL_BRIDLE_RD_8" PVC_1600'_OBSL	0	0	0.00%	0
07/01/21	R17-02B2.19-P-0174	STL County Water	Main	Replacement	1702	MOSL_CAMELLIA_DR_8" PVC_800'_OBSL	0	0	0.00%	0
07/01/21	R17-02B2.19-P-0177	STL County Water	Main	Replacement	1702	MOSL_CROSSBROOK_DR_8" PVC_1040'_OBS	0	0	0.00%	0
07/01/21	R17-02B2.19-P-0178	STL County Water	Main	Replacement	1702	MOSL_FIELDCREST_DR_8" PVC_1100'_OBS	0	0	0.00%	0
07/01/21	R17-02B2.19-P-0179	STL County Water	Main	Replacement	1702	MOSL_BRAEMAR_DR_8" PVC_440'_OBSL	0	0	0.00%	0
07/01/21	R17-02B2.19-P-0181	STL County Water	Hydrants	Replacement	1702	MOSL_GLEN_GARRY_RD_8" PVC_2525'_OBS	719	8	1.85%	13
07/01/21	R17-02B2.19-P-0181	STL County Water	Main	Replacement	1702	MOSL_GLEN_GARRY_RD_8" PVC_2525'_OBS	25,714	209	1.39%	357
07/01/21	R17-02B2.19-P-0181	STL County Water	Meters	Replacement	1702	MOSL_GLEN_GARRY_RD_8" PVC_2525'_OBS	0	0	0.00%	0
07/01/21	R17-02B2.19-P-0181	STL County Water	Services	Replacement	1702	MOSL_GLEN_GARRY_RD_8" PVC_2525'_OBS	0	0	0.00%	0
07/01/21	R17-02B2.19-P-0182	STL County Water	Hydrants	Replacement	1702	MOSL_MOIDART_CIR_6" PVC_430'_OBSL	(91)	(1)	1.84%	(2)
07/01/21	R17-02B2.19-P-0182	STL County Water	Main	Replacement	1702	MOSL_MOIDART_CIR_6" PVC_430'_OBSL	(26,371)	(214)	1.39%	(367)
07/01/21	R17-02B2.19-P-0182	STL County Water	Meters	Replacement	1702	MOSL_MOIDART_CIR_6" PVC_430'_OBSL	(0)	(0)	0.00%	0
07/01/21	R17-02B2.19-P-0182	STL County Water	Services	Replacement	1702	MOSL_MOIDART_CIR_6" PVC_430'_OBSL	(0)	0	0.00%	0
07/01/21	R17-02B2.19-P-0189	STL County Water	Hydrants	Replacement	1702	MOSL_LILAC_AVE_8" PVC_2800'_OBSL	0	0	0.00%	0
07/01/21	R17-02B2.19-P-0196	STL County Water	Hydrants	Replacement	1702	MOSL_FAIR_OAKS_DR_PH1_8" PVC_900'_O	0	0	0.00%	0
07/01/21	R17-02B2.19-P-0196	STL County Water	Main	Replacement	1702	MOSL_FAIR_OAKS_DR_PH1_8" PVC_900'_O	(138)	(1)	1.39%	(2)
07/01/21	R17-02B2.19-P-0197	STL County Water	Hydrants	Replacement	1702	MOSL_FAIR_OAKS_DR_PH2_2200'_OBSL	(356)	(4)	1.85%	(7)
07/01/21	R17-02B2.19-P-0197	STL County Water	Main	Replacement	1702	MOSL_FAIR_OAKS_DR_PH2_2200'_OBSL	0	0	0.00%	0
07/01/21	R17-02B2.19-P-0198	STL County Water	Hydrants	Replacement	1702	MOSL_FAIR_OAKS_DR_PH3_2300'_OBSL	(368)	(4)	1.85%	(7)
07/01/21	R17-02B2.19-P-0198	STL County Water	Main	Replacement	1702	MOSL_FAIR_OAKS_DR_PH3_2300'_OBSL	0	0	0.00%	0
07/01/21	R17-02B2.19-P-0201	STL County Water	Hydrants	Replacement	1702	MOSL_S_CENTRAL_AVE_8" PVC_1500'_OBS	0	0	0.00%	0
07/01/21	R17-02B2.19-P-0203	STL County Water	Main	Replacement	1702	MOSL_JENNINGS_ST_RD_P1_12" PVC_2060	0	0	0.00%	0
07/01/21	R17-02B2.19-P-0204	STL County Water	Hydrants	Replacement	1702	MOSL_JENNINGS_ST_RD_P2_8" PVC_2100_	(535)	(6)	1.85%	(10)
07/01/21	R17-02B2.19-P-0204	STL County Water	Main	Replacement	1702	MOSL_JENNINGS_ST_RD_P2_8" PVC_2100_	(0)	(0)	(0.93%)	0
07/01/21	R17-02B2.19-P-0205	STL County Water	Hydrants	Replacement	1702	MOSL_LITZSINGER_DR_PH1_8" PVC_1095'	0	0	0.00%	0
07/01/21	R17-02B2.19-P-0206	STL County Water	Hydrants	Replacement	1702	MOSL_LITZSINGER_DR_PH2_8" PVC_931'	0	0	0.00%	0
07/01/21	R17-02B2.19-P-0209	STL County Water	Hydrants	Replacement	1702	MOSL_MCDONALD_PL_8" PVC_1190'_OBSL	0	0	0.00%	0
07/01/21	R17-02B2.19-P-0209	STL County Water	Main	Replacement	1702	MOSL_MCDONALD_PL_8" PVC_1190'_OBSL	(224)	(2)	1.39%	(3)
07/01/21	R17-02B2.19-P-0209	STL County Water	Meters	Replacement	1702	MOSL_MCDONALD_PL_8" PVC_1190'_OBSL	0	0	0.00%	0
07/01/21	R17-02B2.19-P-0209	STL County Water	Services	Replacement	1702	MOSL_MCDONALD_PL_8" PVC_1190'_OBSL	0	0	0.00%	0
07/01/21	R17-02B2.19-P-0212	STL County Water	Hydrants	Replacement	1702	MOSL_LOG_CABIN_DR_PH2_8" PVC_1100'_	0	0	0.00%	0
07/01/21	R17-02B2.19-P-0213	STL County Water	Main	Replacement	1702	MOSL_LOG_CABIN_DR_PH3_8" PVC_815'_O	0	0	0.00%	0
07/01/21	R17-02B2.19-P-0219	STL County Water	Main	Replacement	1702	MOSL_FEE_FEE_RD_PH1_12" PVC_1095'	0	0	0.00%	0
07/01/21	R17-02B2.19-P-0220	STL County Water	Hydrants	Replacement	1702	MOSL_FEE_FEE_RD_PH2_12" PVC_1327'_O	0	0	0.00%	0
07/01/21	R17-02B2.19-P-0221	STL County Water	Hydrants	Replacement	1702	MOSL_WILLOW_BEND_DR_8" PVC_1296'_OBSL	0	0	0.00%	0
07/01/21	R17-02B2.19-P-0222	STL County Water	Hydrants	Replacement	1702	MOSL_DEERWOOD_DR_8" PVC_1415'_OBSL	0	0	0.00%	0
07/01/21	R17-02B2.19-P-0227	STL County Water	Hydrants	Replacement	1702	MOSL_WOODLAND_WAY_8" PVC_1150'_OBSL	0	0	0.00%	0
07/01/21	R17-02B2.19-P-0227	STL County Water	Main	Replacement	1702	MOSL_WOODLAND_WAY_8" PVC_1150'_OBSL	(309)	(3)	1.39%	(4)
07/01/21	R17-02B2.19-P-0227	STL County Water	Meters	Replacement	1702	MOSL_WOODLAND_WAY_8" PVC_1150'_OBSL	0	0	0.00%	0
07/01/21	R17-02B2.19-P-0227	STL County Water	Services	Replacement	1702	MOSL_WOODLAND_WAY_8" PVC_1150'_OBSL	0	0	0.00%	0
07/01/21	R17-02B2.19-P-0228	STL County Water	Main	Replacement	1702	MOSL_OVERBROOK_DR_8" PVC_800'_OBSL	(348)	(3)	1.39%	(5)
07/01/21	R17-02B2.19-P-0228	STL County Water	Meters	Replacement	1702	MOSL_OVERBROOK_DR_8" PVC_800'_OBSL	0	0	0.00%	0
07/01/21	R17-02B2.19-P-0228	STL County Water	Services	Replacement	1702	MOSL_OVERBROOK_DR_8" PVC_800'_OBSL	0	0	0.00%	0
07/01/21	R17-02B2.19-P-0231	STL County Water	Hydrants	Replacement	1702	MOSL_LITZSINGER_DR_PH3_12" PVC_758'	0	0	0.00%	0
07/01/21	R17-02B2.19-P-0232	STL County Water	Main	Replacement	1702	MOSL_ROSALIE_AVE_12" PVC_894'_OBSL	0	0	0.00%	0
07/01/21	R17-02B2.19-P-0237	STL County Water	Hydrants	Replacement	1702	MOSL_COUNTY_HILLS_DR_8" PVC_1600'_O	(342)	(4)	1.85%	(6)
07/01/21	R17-02B2.19-P-0237	STL County Water	Main	Replacement	1702	MOSL_COUNTY_HILLS_DR_8" PVC_1600'_O	(6,983)	(57)	1.39%	(97)
07/01/21	R17-02B2.19-P-0244	STL County Water	Hydrants	Replacement	1702	MOSL_LILAC_DR_PH1_8" PVC_1125'_OBSL	1,219	13	1.85%	23
07/01/21	R17-02B2.19-P-0244	STL County Water	Main	Replacement	1702	MOSL_LILAC_DR_PH1_8" PVC_1125'_OBSL	6,441	52	1.39%	90
07/01/21	R17-02B2.19-P-0245	STL County Water	Hydrants	Replacement	1702	MOSL_LILAC_DR_PH2_8" PVC_1690'_OBSL	(25,767)	(278)	1.85%	(477)
07/01/21	R17-02B2.19-P-0245	STL County Water	Main	Replacement	1702	MOSL_LILAC_DR_PH2_8" PVC_1690'_OBSL	53,015	430	1.39%	737
07/01/21	R17-02B2.19-P-0246	STL County Water	Hydrants	Replacement	1702	MOSL_LILAC_DR_PH3_8" PVC_1175'_OBSL	(6,318)	(68)	1.85%	(117)
07/01/21	R17-02B2.19-P-0246	STL County Water	Main	Replacement	1702	MOSL_LILAC_DR_PH3_8" PVC_1175'_OBSL	1,591	13	1.39%	22
07/01/21	R17-02B2.19-P-0251	STL County Water	Main	Replacement	1702	MOSL_ELLISON_DR_8" PVC_350'_OBSL	0	0	0.00%	0
07/01/21	R17-02B2.19-P-0252	STL County Water	Main	Replacement	1702	MOSL_ELLISON_DR_8" PVC_705'_OBSL	0	0	0.00%	0
07/01/21	R17-02B2.19-P-0253	STL County Water	Main	Replacement	1702	MOSL_GLEN_OWEN_DR_8" PVC_900'_OBSL	0	0	0.00%	0
07/01/21	R17-02B2.19-P-0254	STL County Water	Main	Replacement	1702	MOSL_WINDWARD_CT_8" PVC_630'_OBSL	0	0	0.00%	0
07/01/21	R17-02B2.19-P-0255	STL County Water	Hydrants	Replacement	1702	MOSL_PERCH_DR_8" PVC_1280'_OBSL	0	0	0.00%	0
07/01/21	R17-02B2.19-P-0257	STL County Water	Hydrants	Replacement	1702	MOSL_CAPTAIN_CONN_DR_8" PVC_536'_OB	0	0	0.00%	0
07/01/21	R17-02B2.19-P-0258	STL County Water	Hydrants	Replacement	1702	MOSL_LANCASHIRE_RD_8" PVC_1355'_OBSL	0	0	0.00%	0
07/01/21	R17-02B2.19-P-0259	STL County Water	Hydrants	Replacement	1702	MOSL_WALDORF_DR_8" PVC_1763'_OBSL	0	0	0.00%	0
07/01/21	R17-02B2.19-P-0270	STL County Water	Hydrants	Replacement	1702	MOSL_BEHR_DR_8" PVC_774'_OBSL	0	0	0.00%	0
07/01/21	R17-02B2.19-P-0271	STL County Water	Main	Replacement	1702	MOSL_HACKER_PL_8" PVC_311'_OBSL	0	0	0.00%	0
07/01/21	R17-02B2.19-P-0272	STL County Water	Hydrants	Replacement	1702	MOSL_MARLEY_DR_8" PVC_783'_OBSL	0	0	0.00%	0
07/01/21	R17-02B2.19-P-0276	STL County Water	Main	Replacement	1702	MOSL_CROWN_POINT_DR_8" PVC_480'_OBS	0	0	0.00%	0
07/01/21	R17-02B2.19-P-0277	STL County Water	Main	Replacement	1702	MOSL_DORCLIN_LN_8" PVC_2526'_OBSL	0	0	0.00%	0
07/01/21	R17-02B2.19-P-0278	STL County Water	Hydrants	Replacement	1702	MOSL_CENTRAL_AVE_8" PVC_1525'_OBSL	4,228	46	1.85%	78
07/01/21	R17-02B2.19-P-0278	STL County Water	Main	Replacement	1702	MOSL_CENTRAL_AVE_8" PVC_1525'_OBSL	107,533	872	1.39%	1,495
07/01/21	R17-02B2.19-P-0278	STL County Water	Meters	Replacement	1702	MOSL_CENTRAL_AVE_8" PVC_1525'_OBSL	0	0	0.00%	0
07/01/21	R17-02B2.19-P-0278	STL County Water	Services	Replacement	1702	MOSL_CENTRAL_AVE_8" PVC_1525'_OBSL	0	0	0.00%	0
07/01/21	R17-02B2.19-P-0285	STL County Water	Hydrants	Replacement	1702	MOSL_WYDOWN_TERRACE_8" PVC_846'_OBS	(25,481)	(275)	1.85%	(471)
07/01/21	R17-02B2.19-P-0285	STL County Water	Main	Replacement	1702	MOSL_WYDOWN_TERRACE_8" PVC_846'_OBS	11,135	90	1.39%	155
07/01/21	R17-02B2.19-P-0286	STL County Water	Main	Replacement	1702	MOSL_POPLAR_DR_8" PVC_334'_OBSL	90,804	736	1.39%	1,262
07/01/21	R17-02B2.19-P-0287	STL County Water	Hydrants	Replacement	1702	MOSL_N_VICTORY_DR_8" PVC_85'_OBSL	54,912	445	1.39%	763
07/01/21	R17-02B2.19-P-0294	STL County Water	Hydrants	Replacement	1702	MOSL_VISCOUNT_DRIVE_8" PVC_2444'_OB	(6,623)	(71)	1.85%	(123)
07/01/21	R17-02B2.19-P-0294	STL County Water	Main	Replacement	1702	MOSL_VISCOUNT_DRIVE_8" PVC_2444'_OB	16,665	135	1.39%	232
07/01/21	R17-02B2.19-P-0294	STL County Water	Meters	Replacement	1702	MOSL_VISCOUNT_DRIVE_8" PVC_2444'_OB	0	0	0.00%	0
07/01/21	R17-02B2.19-P-0294	STL County Water	Services	Replacement	1702	MOSL_VISCOUNT_DRIVE_8" PVC_2444'_OB	0	0	0.00%	0
07/01/21	R17-02B2.19-P-0295	STL County Water	Hydrants	Replacement	1702	MOSL_EDGEFIELD_DR_8" PVC_2428'_OBSL	(5,903)	(64)	1.85%	(109)
07/01/21	R17-02B2.19-P-0295	STL County Water	Main	Replacement	1702	MOSL_EDGEFIELD_DR_8" PVC_2428'_OBSL	1,779	14	1.39%	25
07/01/21	R17-02B2.19-P-0295	STL County Water	Meters	Replacement	1702	MOSL_EDGEFIELD_DR_8" PVC_2428'_OBSL	0	0	0.00%	0
07/01/21	R17-02B2.19-P-0295	STL County Water	Services	Replacement	1702	MOSL_EDGEFIELD_DR_8" PVC_2428'_OBSL	0	0	0.00%	0
07/01/21	R17-02B2.19-P-0298	STL County Water	Main	Replacement	1702	MOSL_WESTGATE_AVE_8" PVC_592'_OBSL	1,900	15	1.39%	26
07/01/21	R17-02B2.19-P-0298	STL County Water	Services	Replacement	1702	MOSL_WESTGATE_AVE_8" PVC_592'_OBSL	0	0	0.00%	0
07/01/21	R17-02B2.19-P-0306	STL County Water	Hydrants	Replacement	1702	MOSL_MANCHESTER_PH1_12" TRFLX_2400_	0	0	0.00%	0
07/01/21	R17-02B2.19-P-0307	STL County Water	Main	Replacement	1702	MOSL_MANCHESTER_PH2_12" TRFLX_2400_	0	0	0.00%	0
07/01/21	R17-02B2.19-P-0308	STL County Water	Hydrants	Replacement	1702	MOSL_MANCHESTER_PH3_12" TRFLX_2400_	0	0	0.00%	

Missouri American Water Company  
 WSIRA 1 (January 2021 to July 2021) Eligible Projects  
 Replacements / Relocations

In Service	Date	Work Order	Tariff Group	Asset Type	Account	Profit Center	Work Order Description	Investment	Accum Dep	Depr Rate	Dep Exp
	07/01/21	R17-02B2.19-P-0313	STL County Water	Meters	Replacement	1702	MOSL_NBARAT_AVE_1098' 8" PVC_OBSL	0	0	0.00%	0
	07/01/21	R17-02B2.19-P-0313	STL County Water	Services	Replacement	1702	MOSL_NBARAT_AVE_1098' 8" PVC_OBSL	0	0	0.00%	0
	07/01/21	R17-02B2.19-P-0314	STL County Water	Hydrants	Replacement	1702	MOSL_GREENBRIAR_DR_945' 12" PVC_OBS	(818)	(9)	1.85%	(15)
	07/01/21	R17-02B2.19-P-0314	STL County Water	Main	Replacement	1702	MOSL_GREENBRIAR_DR_945' 12" PVC_OBS	11,500	93	1.39%	160
	07/01/21	R17-02B2.19-P-0314	STL County Water	Meters	Replacement	1702	MOSL_GREENBRIAR_DR_945' 12" PVC_OBS	0	0	0.00%	0
	07/01/21	R17-02B2.19-P-0314	STL County Water	Services	Replacement	1702	MOSL_GREENBRIAR_DR_945' 12" PVC_OBS	0	0	0.00%	0
	07/01/21	R17-02B2.19-P-0315	STL County Water	Hydrants	Replacement	1702	MOSL_HURSTGREEN_DR_8" PVC_1260_OBSL	0	0	0.00%	0
	07/01/21	R17-02B2.19-P-0318	STL County Water	Hydrants	Replacement	1702	MOSL_LADUE_MANOR_LN_2285' 12" PVC_O	764	8	1.85%	14
	07/01/21	R17-02B2.19-P-0318	STL County Water	Main	Replacement	1702	MOSL_LADUE_MANOR_LN_2285' 12" PVC_O	20,008	162	1.39%	278
	07/01/21	R17-02B2.19-P-0318	STL County Water	Meters	Replacement	1702	MOSL_LADUE_MANOR_LN_2285' 12" PVC_O	0	0	0.00%	0
	07/01/21	R17-02B2.19-P-0318	STL County Water	Services	Replacement	1702	MOSL_LADUE_MANOR_LN_2285' 12" PVC_O	0	0	0.00%	0
	07/01/21	R17-02B2.19-P-0319	STL County Water	Hydrants	Replacement	1702	MOSL_BRASSIE_DR_8" PVC_1359'_OBSL	0	0	0.00%	0
	07/01/21	R17-02B2.19-P-0321	STL County Water	Main	Replacement	1702	MOSL_FLORENCE_AVE_790' 12" PVC_OBS	0	0	0.00%	0
	07/01/21	R17-02B2.19-P-0322	STL County Water	Hydrants	Replacement	1702	MOSL_DERINDA_AVE_903' 8" PVC_OBSL	34	0	1.85%	1
	07/01/21	R17-02B2.19-P-0322	STL County Water	Main	Replacement	1702	MOSL_DERINDA_AVE_903' 8" PVC_OBSL	(651)	(5)	1.39%	(9)
	07/01/21	R17-02B2.19-P-0322	STL County Water	Meters	Replacement	1702	MOSL_DERINDA_AVE_903' 8" PVC_OBSL	0	0	0.00%	0
	07/01/21	R17-02B2.19-P-0322	STL County Water	Services	Replacement	1702	MOSL_DERINDA_AVE_903' 8" PVC_OBSL	0	0	0.00%	0
	07/01/21	R17-02B2.19-P-0328	STL County Water	Hydrants	Replacement	1702	MOSL_MCNULTY_DR_8" PVC_870'_OBSL	0	(0)	1.56%	0
	07/01/21	R17-02B2.19-P-0328	STL County Water	Main	Replacement	1702	MOSL_MCNULTY_DR_8" PVC_870'_OBSL	(665)	(5)	1.39%	(9)
	07/01/21	R17-02B2.19-P-0328	STL County Water	Meters	Replacement	1702	MOSL_MCNULTY_DR_8" PVC_870'_OBSL	0	0	0.00%	0
	07/01/21	R17-02B2.19-P-0328	STL County Water	Services	Replacement	1702	MOSL_MCNULTY_DR_8" PVC_870'_OBSL	0	0	0.00%	0
	07/01/21	R17-02B2.19-P-0332	STL County Water	Hydrants	Replacement	1702	MOSL_PERSHING_AVE/WEST_8" PVC_1385'	(286)	(3)	1.85%	(5)
	07/01/21	R17-02B2.19-P-0332	STL County Water	Main	Replacement	1702	MOSL_PERSHING_AVE/WEST_8" PVC_1385'	(19,077)	(155)	1.39%	(265)
	07/01/21	R17-02B2.19-P-0333	STL County Water	Hydrants	Replacement	1702	MOSL_N_MCKNIGHT_RD_8" PVC_1700'_OBS	0	0	0.00%	0
	07/01/21	R17-02B2.19-P-0337	STL County Water	Hydrants	Replacement	1702	MOSL_ELMGROVE_AVE_8" PVC_1140'_OBSL	(0)	0	0.00%	0
	07/01/21	R17-02B2.19-P-0337	STL County Water	Main	Replacement	1702	MOSL_ELMGROVE_AVE_8" PVC_1140'_OBSL	(193)	(2)	1.39%	(3)
	07/01/21	R17-02B2.19-P-0337	STL County Water	Meters	Replacement	1702	MOSL_ELMGROVE_AVE_8" PVC_1140'_OBSL	0	0	0.00%	0
	07/01/21	R17-02B2.19-P-0337	STL County Water	Services	Replacement	1702	MOSL_ELMGROVE_AVE_8" PVC_1140'_OBSL	0	0	0.00%	0
	07/01/21	R17-02B2.19-P-0338	STL County Water	Main	Replacement	1702	MOSL_BUTLER_HILL_RD_12" PVC_2015'_O	0	0	0.00%	0
	07/01/21	R17-02B2.19-P-0339	STL County Water	Hydrants	Replacement	1702	MOSL_ELMGROVE_AVE_8" PVC_1247'_OBSL	0	0	0.00%	(0)
	07/01/21	R17-02B2.19-P-0339	STL County Water	Main	Replacement	1702	MOSL_ELMGROVE_AVE_8" PVC_1247'_OBSL	(713)	(6)	1.39%	(10)
	07/01/21	R17-02B2.19-P-0339	STL County Water	Meters	Replacement	1702	MOSL_ELMGROVE_AVE_8" PVC_1247'_OBSL	0	0	0.00%	0
	07/01/21	R17-02B2.19-P-0339	STL County Water	Services	Replacement	1702	MOSL_ELMGROVE_AVE_8" PVC_1247'_OBSL	0	0	0.00%	0
	07/01/21	R17-02B2.19-P-0346	STL County Water	Hydrants	Replacement	1702	MOSL_WARSON_TER_8" PVC_1120'_OBSL	2,394	26	1.85%	44
	07/01/21	R17-02B2.19-P-0346	STL County Water	Main	Replacement	1702	MOSL_WARSON_TER_8" PVC_1120'_OBSL	5,004	41	1.39%	70
	07/01/21	R17-02B2.19-P-0347	STL County Water	Hydrants	Replacement	1702	MOSL_COLLINS_AVE_8" PVC_1225'_OBSL	3,895	42	1.85%	72
	07/01/21	R17-02B2.19-P-0347	STL County Water	Main	Replacement	1702	MOSL_COLLINS_AVE_8" PVC_1225'_OBSL	170,714	1,384	1.39%	2,373
	07/01/21	R17-02B2.19-P-0349	STL County Water	Main	Replacement	1702	MOSL_NOAH_DR_8" PVC_292'_OBSL	(745)	(6)	1.39%	(10)
	07/01/21	R17-02B2.19-P-0350	STL County Water	Hydrants	Replacement	1702	MOSL_HENGIN_DR_8" PVC_987'_OBSL	(8,782)	(95)	1.85%	(162)
	07/01/21	R17-02B2.19-P-0350	STL County Water	Main	Replacement	1702	MOSL_HENGIN_DR_8" PVC_987'_OBSL	7,050	57	1.39%	98
	07/01/21	R17-02B2.19-P-0351	STL County Water	Hydrants	Replacement	1702	MOSL_HARNEY_RD_8" PVC_700'_OBSL	0	0	0.00%	0
	07/01/21	R17-02B2.19-P-0361	STL County Water	Hydrants	Replacement	1702	MOSL_PERSHING_AVE/EAST_8" PVC_1000'	(4,215)	(45)	1.85%	(78)
	07/01/21	R17-02B2.19-P-0361	STL County Water	Main	Replacement	1702	MOSL_PERSHING_AVE/EAST_8" PVC_1000'	(69,455)	(563)	1.39%	(965)
	07/01/21	R17-02B2.19-P-0363	STL County Water	Hydrants	Replacement	1702	MOSL_RINGER_RD_8" PVC_2747'_OBSL	50,756	548	1.85%	939
	07/01/21	R17-02B2.19-P-0363	STL County Water	Main	Replacement	1702	MOSL_RINGER_RD_8" PVC_2747'_OBSL	861,490	6,985	1.39%	11,975
	07/01/21	R17-02B2.19-P-0365	STL County Water	Hydrants	Replacement	1702	MOSL_CONWAY_RD_12" PVC_2327'_OBSL	2,759	30	1.85%	51
	07/01/21	R17-02B2.19-P-0365	STL County Water	Main	Replacement	1702	MOSL_CONWAY_RD_12" PVC_2327'_OBSL	54,136	439	1.39%	752
	07/01/21	R17-02B2.19-P-0366	STL County Water	Hydrants	Replacement	1702	MOSL_DOGWOOD_LN_8" PVC_2350'_OBSL	1,243	13	1.85%	23
	07/01/21	R17-02B2.19-P-0366	STL County Water	Main	Replacement	1702	MOSL_DOGWOOD_LN_8" PVC_2350'_OBSL	398	3	1.39%	6
	07/01/21	R17-02B2.19-P-0368	STL County Water	Hydrants	Replacement	1702	MOSL_GRAHAM_RD_LANGDON_16" DI_4625'	(31,761)	(343)	1.85%	(588)
	07/01/21	R17-02B2.19-P-0368	STL County Water	Main	Replacement	1702	MOSL_GRAHAM_RD_LANGDON_16" DI_4625'	296,966	2,408	1.39%	4,128
	07/01/21	R17-02B2.19-P-0377	STL County Water	Main	Replacement	1702	MOSL_ST_CYR_RD_PH1_PVC_1981'_OBSL	0	0	0.00%	0
	07/01/21	R17-02B2.19-P-0378	STL County Water	Hydrants	Replacement	1702	MOSL_ST_CYR_RD_PH2_12" PVC_1897'_OB	0	0	0.00%	0
	07/01/21	R17-02B2.19-P-0379	STL County Water	Hydrants	Replacement	1702	MOSL_BLACK_CREEK_LN_12" PVC_1455'_O	(3,382)	(36)	1.85%	(63)
	07/01/21	R17-02B2.19-P-0379	STL County Water	Main	Replacement	1702	MOSL_BLACK_CREEK_LN_12" PVC_1455'_O	(16,889)	(137)	1.39%	(235)
	07/01/21	R17-02B2.19-P-0379	STL County Water	Meters	Replacement	1702	MOSL_BLACK_CREEK_LN_12" PVC_1455'_O	(0)	0	0.00%	0
	07/01/21	R17-02B2.19-P-0379	STL County Water	Services	Replacement	1702	MOSL_BLACK_CREEK_LN_12" PVC_1455'_O	(0)	0	0.00%	0
	07/01/21	R17-02B2.19-P-0382	STL County Water	Hydrants	Replacement	1702	MOSL_BIG_BEND_BLDV_8" PVC_2050'_OBSL	3,882	42	1.85%	72
	07/01/21	R17-02B2.19-P-0382	STL County Water	Main	Replacement	1702	MOSL_BIG_BEND_BLDV_8" PVC_2050'_OBSL	89,768	728	1.39%	1,248
	07/01/21	R17-02B2.19-P-0382	STL County Water	Meters	Replacement	1702	MOSL_BIG_BEND_BLDV_8" PVC_2050'_OBSL	0	0	0.00%	0
	07/01/21	R17-02B2.19-P-0382	STL County Water	Services	Replacement	1702	MOSL_BIG_BEND_BLDV_8" PVC_2050'_OBSL	0	0	0.00%	0
	07/01/21	R17-02B2.19-P-0383	STL County Water	Hydrants	Replacement	1702	MOSL_LAND_O_LAKES_DR_8" PVC_1332'_OB	0	0	0.00%	0
	07/01/21	R17-02B2.19-P-0383	STL County Water	Main	Replacement	1702	MOSL_LAND_O_LAKES_DR_8" PVC_1332'_OB	(12)	(0)	1.37%	(0)
	07/01/21	R17-02B2.19-P-0383	STL County Water	Meters	Replacement	1702	MOSL_LAND_O_LAKES_DR_8" PVC_1332'_OB	0	0	0.00%	0
	07/01/21	R17-02B2.19-P-0383	STL County Water	Services	Replacement	1702	MOSL_LAND_O_LAKES_DR_8" PVC_1332'_OB	0	0	0.00%	0
	07/01/21	R17-02B2.19-P-0393	STL County Water	Hydrants	Replacement	1702	MOSL_ELM_AVE_PH1_12" PVC_1162'_OBSL	(30,961)	(334)	1.85%	(573)
	07/01/21	R17-02B2.19-P-0393	STL County Water	Main	Replacement	1702	MOSL_ELM_AVE_PH1_12" PVC_1162'_OBSL	(118,717)	(963)	1.39%	(1,650)
	07/01/21	R17-02B2.19-P-0396	STL County Water	Main	Replacement	1702	MOSL_S_ROLAND_BLDV_8" PVC_1400'_OBS	0	0	0.00%	0
	07/01/21	R17-02B2.19-P-0402	STL County Water	Hydrants	Replacement	1702	MOSL_ELM_AVE_PH2_12" PVC_1140'_OBSL	(5,109)	(55)	1.85%	(95)
	07/01/21	R17-02B2.19-P-0402	STL County Water	Main	Replacement	1702	MOSL_ELM_AVE_PH2_12" PVC_1140'_OBSL	(197,289)	(1,620)	1.39%	(2,742)
	07/01/21	R17-02B2.19-P-0403	STL County Water	Main	Replacement	1702	MOSL_S_CENTRAL_P1_12" TRFLX_1200'_O	0	0	0.00%	0
	07/01/21	R17-02B2.19-P-0412	STL County Water	Hydrants	Replacement	1702	MOSL_LEETON_AVE_8" PVC_1460'_OBSL	(11,299)	(122)	1.85%	(209)
	07/01/21	R17-02B2.19-P-0412	STL County Water	Main	Replacement	1702	MOSL_LEETON_AVE_8" PVC_1460'_OBSL	(36,514)	(296)	1.39%	(508)
	07/01/21	R17-02B2.19-P-0413	STL County Water	Hydrants	Replacement	1702	MOSL_WEST_AVE_8" PVC_370'_OBSL	(914)	(10)	1.85%	(17)
	07/01/21	R17-02B2.19-P-0413	STL County Water	Main	Replacement	1702	MOSL_WEST_AVE_8" PVC_370'_OBSL	54	0	1.39%	1
	07/01/21	R17-02B2.19-P-0415	STL County Water	Hydrants	Replacement	1702	MOSL_SCRANTON_AVE_8" PVC_1460'_OBSL	307	3	1.85%	6
	07/01/21	R17-02B2.19-P-0415	STL County Water	Main	Replacement	1702	MOSL_SCRANTON_AVE_8" PVC_1460'_OBSL	(887)	(7)	1.39%	(12)
	07/01/21	R17-02B2.19-P-0416	STL County Water	Hydrants	Replacement	1702	MOSL_HUNTINGTON_DR_8" PVC_1320'_OBS	(970)	(10)	1.85%	(18)
	07/01/21	R17-02B2.19-P-0416	STL County Water	Main	Replacement	1702	MOSL_HUNTINGTON_DR_8" PVC_1320'_OBS	0	0	0.00%	0
	07/01/21	R17-02B2.19-P-0416	STL County Water	Meters	Replacement	1702	MOSL_HUNTINGTON_DR_8" PVC_1320'_OBS	0	0	0.00%	0
	07/01/21	R17-02B2.19-P-0416	STL County Water	Services	Replacement	1702	MOSL_HUNTINGTON_DR_8" PVC_1320'_OBS	0	0	0.00%	0
	07/01/21	R17-02B2.19-P-0419	STL County Water	Hydrants	Replacement	1702	MOSL_ELM_AVE_PH3_12" PVC_1225'_OBSL	(10,008)	(108)	1.85%	(185)
	07/01/21	R17-02B2.19-P-0419	STL County Water	Main	Replacement	1702	MOSL_ELM_AVE_PH3_12" PVC_1225'_OBSL	(213,398)	(1,730)	1.39%	(2,966)
	07/01/21	R17-02B2.19-P-0420	STL County Water	Main	Replacement	1702	MOSL_S_CENTRAL_P2_12" TRFLX_1000'_O	0	0	0.00%	0
	07/01/21	R17-02B2.19-P-0427	STL County Water	Hydrants	Replacement	1702	MOSL_MIDLAND_BLDV_PH1_8" PVC_1250'	242	3	1.85%	4
	07/01/21	R17-02B2.19-P-0427	STL County Water	Main	Replacement	1702	MOSL_MIDLAND_BLDV_PH1_8" PVC_1250'	2,233	18	1.39%	31
	07/01/21	R17-02B2.19-P-0428	STL County Water	Main	Replacement	1702	MOSL_MIDLAND_BLDV_PH2_8" PVC_830'_O	(2,503)	(20)	1.39%	(35)
	07/01/21	R17-02B2.19-P-0429	STL County Water	Main	Replacement	1702	MOSL_MIDLAND_BLDV_PH3_8" PVC_1095'	(2,321)	(19)	1.39%	(32)
	07/01/21	R17-02B2.19-P-0430	STL County Water	Hydrants	Replacement	1702	MOSL_OLD_JAMEST_RD_P1_12" PVC_2100'	4,699	51	1.85%	87
	07/01/21	R17-02B2.19-P-0430	STL County Water	Main	Replacement	1702	MOSL_OLD_JAMEST_RD_P1_12" PVC_2100'	24,458	198	1.39%	340
	07/01/21	R17-02B2.19-P-0430	STL County Water	Meters	Replacement	1702	MOSL_OLD_JAMEST_RD_P1_12" PVC_2100'	0	0	0.00%	0
	07/01/21	R17-02B2.19-P-0430	STL County Water	Services	Replacement	1702	MOSL_OLD_JAMEST_RD_P1_12" PVC_2100'	0	0	0.00%	0
	07/01/21	R17-02B2.19-P-0431	STL County Water	Hydrants	Replacement	1702	MOSL_OLD_JAMEST_RD_P2_12" PVC_2000'	380	4	1.85%	7
	07/01/21	R17-02B2.19-P-0431	STL County Water	Main	Replacement	1702	MOSL_OLD_JAMEST_RD_P2_12" PVC_2000'	13,497	109	1.39%	188
	07/01/21	R17-02B2.19-P-0431	STL County Water								

Missouri American Water Company  
 WSIRA 1 (January 2021 to July 2021) Eligible Projects  
 Replacements / Relocations

In Service	Work Order	Tariff Group	Asset Type	Account	Profit Center	Work Order Description	Investment	Accum Dep	Depr Rate	Dep Exp
07/01/21	R17-02B2.19-P-0433	STL County Water	Services	Replacement	1702	MOSL_OLD_JAMEST_RD_P4_12" PVC_2500'	0	0	0.00%	0
07/01/21	R17-02B2.19-P-0444	STL County Water	Hydrants	Replacement	1702	MOSL_ROSS_AVE_8" PVC_1800_OBSL	(12)	(0)	1.87%	(0)
07/01/21	R17-02B2.19-P-0444	STL County Water	Main	Replacement	1702	MOSL_ROSS_AVE_8" PVC_1800_OBSL	151	1	1.40%	2
07/01/21	R17-02B2.19-P-0444	STL County Water	Meters	Replacement	1702	MOSL_ROSS_AVE_8" PVC_1800_OBSL	0	0	0.00%	0
07/01/21	R17-02B2.19-P-0444	STL County Water	Services	Replacement	1702	MOSL_ROSS_AVE_8" PVC_1800_OBSL	0	0	0.00%	0
07/01/21	R17-02B2.19-P-0446	STL County Water	Hydrants	Replacement	1702	MOSL_ELM_PL_2" GALV_320' OBSL	(5,394)	(58)	1.85%	(100)
07/01/21	R17-02B2.19-P-0446	STL County Water	Main	Replacement	1702	MOSL_ELM_PL_2" GALV_320' OBSL	(13,121)	(106)	1.39%	(182)
07/01/21	R17-02B2.19-P-0451	STL County Water	Hydrants	Replacement	1702	MOSL_SAVANNAH_AVE_8" PVC_1350' OBSL	2,429	26	1.85%	45
07/01/21	R17-02B2.19-P-0451	STL County Water	Main	Replacement	1702	MOSL_SAVANNAH_AVE_8" PVC_1350' OBSL	14,242	115	1.39%	198
07/01/21	R17-02B2.19-P-0452	STL County Water	Hydrants	Replacement	1702	MOSL_N_FORSYTH_BLDV_PH1_12" PV_1017	(178)	(2)	1.85%	(3)
07/01/21	R17-02B2.19-P-0452	STL County Water	Main	Replacement	1702	MOSL_N_FORSYTH_BLDV_PH1_12" PV_1017	2,226	18	1.39%	31
07/01/21	R17-02B2.19-P-0453	STL County Water	Main	Replacement	1702	MOSL_N_FORSYTH_BLDV_PH2_12" PV_1280	(271)	(2)	1.39%	(4)
07/01/21	R17-02B2.19-P-0458	STL County Water	Hydrants	Replacement	1702	MOSL_MURAT_DR_8" PVC_1280' OBSL	(9,450)	(102)	1.85%	(175)
07/01/21	R17-02B2.19-P-0458	STL County Water	Main	Replacement	1702	MOSL_MURAT_DR_8" PVC_1280' OBSL	12,779	104	1.39%	178
07/01/21	R17-02B2.19-P-0459	STL County Water	Hydrants	Replacement	1702	MOSL_CASTLE_DR_8" PVC_1130' OBSL	5,818	63	1.85%	108
07/01/21	R17-02B2.19-P-0459	STL County Water	Main	Replacement	1702	MOSL_CASTLE_DR_8" PVC_1130' OBSL	104,489	847	1.39%	1,452
07/01/21	R17-02B2.19-P-0462	STL County Water	Hydrants	Replacement	1702	MOSL_POPLAR_DR_8" PVC_640' OBSL	10,633	115	1.85%	197
07/01/21	R17-02B2.19-P-0462	STL County Water	Main	Replacement	1702	MOSL_POPLAR_DR_8" PVC_640' OBSL	205,099	1,663	1.39%	2,851
07/01/21	R17-02B2.19-P-0463	STL County Water	Hydrants	Replacement	1702	MOSL_DRUSO_LN_8" PVC_1500' OBSL	53,109	573	1.85%	983
07/01/21	R17-02B2.19-P-0463	STL County Water	Main	Replacement	1702	MOSL_DRUSO_LN_8" PVC_1500' OBSL	427,398	3,465	1.39%	5,941
07/01/21	R17-02B2.19-P-0472	STL County Water	Hydrants	Replacement	1702	MOSL_CLAYTON_DOWNS_LN_8" PVC_1400'	289	3	1.85%	5
07/01/21	R17-02B2.19-P-0472	STL County Water	Main	Replacement	1702	MOSL_CLAYTON_DOWNS_LN_8" PVC_1400'	4,148	34	1.39%	58
07/01/21	R17-02B2.19-P-0472	STL County Water	Meters	Replacement	1702	MOSL_CLAYTON_DOWNS_LN_8" PVC_1400'	0	0	0.00%	0
07/01/21	R17-02B2.19-P-0472	STL County Water	Services	Replacement	1702	MOSL_CLAYTON_DOWNS_LN_8" PVC_1400'	0	0	0.00%	0
07/01/21	R17-02B2.19-P-0473	STL County Water	Main	Replacement	1702	MOSL_TRENTON_AVE_8" PVC_1320' OBSL	0	0	0.00%	0
07/01/21	R17-02B2.19-P-0475	STL County Water	Hydrants	Replacement	1702	MOSL_EARL_DR_PH1_8" PVC_1500' OBSL	79,900	862	1.85%	1,478
07/01/21	R17-02B2.19-P-0475	STL County Water	Main	Replacement	1702	MOSL_EARL_DR_PH1_8" PVC_1500' OBSL	599,623	4,862	1.39%	8,335
07/01/21	R17-02B2.19-P-0476	STL County Water	Hydrants	Replacement	1702	MOSL_EARL_DR_PH2_8" PVC_1350' OBSL	97,757	1,055	1.85%	1,809
07/01/21	R17-02B2.19-P-0476	STL County Water	Main	Replacement	1702	MOSL_EARL_DR_PH2_8" PVC_1350' OBSL	587,962	4,767	1.39%	8,173
07/01/21	R17-02B2.19-P-0477	STL County Water	Hydrants	Replacement	1702	MOSL_EARL_DR_PH3_8" PVC_820' OBSL	67,358	727	1.85%	1,246
07/01/21	R17-02B2.19-P-0477	STL County Water	Main	Replacement	1702	MOSL_EARL_DR_PH3_8" PVC_820' OBSL	337,619	2,738	1.39%	4,693
07/01/21	R17-02B2.19-P-0487	STL County Water	Hydrants	Replacement	1702	MOSL_KIN_ARC_CT_8" PVC_425' OBSL	0	0	0.00%	0
07/01/21	R17-02B2.19-P-0488	STL County Water	Hydrants	Replacement	1702	MOSL_VORHOF_DR_P1_12" PVC_1050' OBS	0	0	0.00%	0
07/01/21	R17-02B2.19-P-0488	STL County Water	Main	Replacement	1702	MOSL_VORHOF_DR_P1_12" PVC_1050' OBS	(606)	(5)	1.39%	(8)
07/01/21	R17-02B2.19-P-0488	STL County Water	Meters	Replacement	1702	MOSL_VORHOF_DR_P1_12" PVC_1050' OBS	0	0	0.00%	0
07/01/21	R17-02B2.19-P-0488	STL County Water	Services	Replacement	1702	MOSL_VORHOF_DR_P1_12" PVC_1050' OBS	0	0	0.00%	0
07/01/21	R17-02B2.19-P-0489	STL County Water	Main	Replacement	1702	MOSL_VORHOF_DR_P2_12" PVC_1300' OBS	0	0	0.00%	0
07/01/21	R17-02B2.19-P-0490	STL County Water	Hydrants	Replacement	1702	MOSL_VORHOF_DR_P3_12" PVC_1300' OBS	0	0	0.00%	0
07/01/21	R17-02B2.19-P-0491	STL County Water	Main	Replacement	1702	MOSL_HENNEPIN_DR_8" PVC_500' OBSL	0	0	0.00%	0
07/01/21	R17-02B2.19-P-0492	STL County Water	Main	Replacement	1702	MOSL_WAYCROFF_DR_8" PVC_260' OBSL	0	0	0.00%	0
07/01/21	R17-02B2.19-P-0493	STL County Water	Hydrants	Replacement	1702	MOSL_TRENTON_AVE_12" PVC_970' OBSL	0	0	0.00%	0
07/01/21	R17-02B2.19-P-0497	STL County Water	Hydrants	Replacement	1702	MOSL_LARKSPUR_DR_8" PVC_1600' OBSL	0	0	0.00%	0
07/01/21	R17-02B2.19-P-0498	STL County Water	Main	Replacement	1702	MOSL_CHANTEAWEY_DR_8" PVC_600' OBSL	0	0	0.00%	0
07/01/21	R17-02B2.19-P-0499	STL County Water	Hydrants	Replacement	1702	MOSL_HEATHERTON_DR_8" PVC_700' OBSL	0	0	0.00%	0
07/01/21	R17-02B2.19-P-0500	STL County Water	Main	Replacement	1702	MOSL_CLEARWATER_DR_8" PVC_370' OBSL	0	0	0.00%	0
07/01/21	R17-02B2.19-P-0502	STL County Water	Main	Replacement	1702	MOSL_MIDWEST_IND_BLDV_12" PVC_2090'	0	0	0.00%	0
07/01/21	R17-02B2.19-P-0504	STL County Water	Hydrants	Replacement	1702	MOSL_PHANTOM_DR_PH1_12" PVC_970' OBS	(1,570)	(17)	1.85%	(29)
07/01/21	R17-02B2.19-P-0504	STL County Water	Main	Replacement	1702	MOSL_PHANTOM_DR_PH1_12" PVC_970' OBS	725	6	1.39%	10
07/01/21	R17-02B2.19-P-0505	STL County Water	Hydrants	Replacement	1702	MOSL_PHANTOM_DR_PH2_12" PVC_1265' OB	145	2	1.85%	3
07/01/21	R17-02B2.19-P-0505	STL County Water	Main	Replacement	1702	MOSL_PHANTOM_DR_PH2_12" PVC_1265' OB	2,624	21	1.39%	36
07/01/21	R17-02B2.19-P-0506	STL County Water	Hydrants	Replacement	1702	MOSL_PHANTOM_DR_PH3_12" PVC_1545' OB	579	6	1.85%	11
07/01/21	R17-02B2.19-P-0506	STL County Water	Main	Replacement	1702	MOSL_PHANTOM_DR_PH3_12" PVC_1545' OB	2,108	17	1.39%	29
07/01/21	R17-02B2.19-P-0507	STL County Water	Hydrants	Replacement	1702	MOSL_BROWN_RD_PH1_12" PVC_1275' OB	59	1	1.86%	1
07/01/21	R17-02B2.19-P-0507	STL County Water	Main	Replacement	1702	MOSL_BROWN_RD_PH1_12" PVC_1275' OB	(644)	(5)	1.39%	(9)
07/01/21	R17-02B2.19-P-0508	STL County Water	Hydrants	Replacement	1702	MOSL_BROWN_RD_PH2_12" PVC_1235' OB	(9,435)	(102)	1.85%	(175)
07/01/21	R17-02B2.19-P-0508	STL County Water	Main	Replacement	1702	MOSL_BROWN_RD_PH2_12" PVC_1235' OB	8,205	67	1.39%	114
07/01/21	R17-02B2.19-P-0509	STL County Water	Hydrants	Replacement	1702	MOSL_BROWN_RD_PH3_12" PVC_1660' OB	265	3	1.85%	5
07/01/21	R17-02B2.19-P-0509	STL County Water	Main	Replacement	1702	MOSL_BROWN_RD_PH3_12" PVC_1660' OB	23,240	188	1.39%	323
07/01/21	R17-02B2.19-P-0509	STL County Water	Meters	Replacement	1702	MOSL_BROWN_RD_PH3_12" PVC_1660' OB	0	0	0.00%	0
07/01/21	R17-02B2.19-P-0509	STL County Water	Services	Replacement	1702	MOSL_BROWN_RD_PH3_12" PVC_1660' OB	0	0	0.00%	0
07/01/21	R17-02B2.20-P-0008	STL County Water	Hydrants	Replacement	1702	MOSL_WESTMORELAND_AVE_8" PVC_1200'_	(18,580)	(201)	1.85%	(344)
07/01/21	R17-02B2.20-P-0008	STL County Water	Main	Replacement	1702	MOSL_WESTMORELAND_AVE_8" PVC_1200'_	82,944	673	1.39%	1,153
07/01/21	R17-02B2.20-P-0011	STL County Water	Main	Replacement	1702	MOSL_MENDELL_DR_8" PVC_1590' OBSL	0	0	0.00%	0
07/01/21	R17-02B2.20-P-0019	STL County Water	Hydrants	Replacement	1702	MOSL_ROMANY_PARK_LN_8" PVC_550' OBS	2,630	28	1.85%	49
07/01/21	R17-02B2.20-P-0019	STL County Water	Main	Replacement	1702	MOSL_ROMANY_PARK_LN_8" PVC_550' OBS	48,088	390	1.39%	668
07/01/21	R17-02B2.20-P-0020	STL County Water	Hydrants	Replacement	1702	MOSL_COVINGTON_MEADOW_N_6" PVC_450'	15,431	167	1.85%	285
07/01/21	R17-02B2.20-P-0020	STL County Water	Main	Replacement	1702	MOSL_COVINGTON_MEADOW_N_6" PVC_450'	151,720	1,230	1.39%	2,109
07/01/21	R17-02B2.20-P-0021	STL County Water	Hydrants	Replacement	1702	MOSL_COVINGTON_MEADOW_S_8" PVC_450'	7,795	84	1.85%	144
07/01/21	R17-02B2.20-P-0021	STL County Water	Main	Replacement	1702	MOSL_COVINGTON_MEADOW_S_8" PVC_450'	94,633	767	1.39%	1,315
07/01/21	R17-02B2.20-P-0032	STL County Water	Main	Replacement	1702	MOSL_FRONTENAC_ST_PH1_12" PVC_650'_	0	0	0.00%	0
07/01/21	R17-02B2.20-P-0033	STL County Water	Main	Replacement	1702	MOSL_FRONTENAC_ST_PH2_12" PVC_2500'	0	0	0.00%	0
07/01/21	R17-02B2.20-P-0034	STL County Water	Hydrants	Replacement	1702	MOSL_FRONTENAC_ST_PH3_12" PVC_2500'	0	0	0.00%	0
07/01/21	R17-02B2.20-P-0047	STL County Water	Hydrants	Replacement	1702	MOSL_BROWNELL_AVE_8" PVC_1350' OBSL	663	7	1.85%	12
07/01/21	R17-02B2.20-P-0047	STL County Water	Main	Replacement	1702	MOSL_BROWNELL_AVE_8" PVC_1350' OBSL	7,863	64	1.39%	109
07/01/21	R17-02B2.20-P-0047	STL County Water	Meters	Replacement	1702	MOSL_BROWNELL_AVE_8" PVC_1350' OBSL	0	0	0.00%	0
07/01/21	R17-02B2.20-P-0047	STL County Water	Services	Replacement	1702	MOSL_BROWNELL_AVE_8" PVC_1350' OBSL	0	(0)	0.00%	0
07/01/21	R17-02B2.20-P-0051	STL County Water	Main	Replacement	1702	MOSL_HUNTER_AVE_8" PVC_580' OBSL	256,393	2,079	1.39%	3,564
07/01/21	R17-02B2.20-P-0056	STL County Water	Hydrants	Replacement	1702	MOSL_HALLS_FERRY_P1_12" PVC_1250' O	(130)	(1)	1.86%	(2)
07/01/21	R17-02B2.20-P-0056	STL County Water	Main	Replacement	1702	MOSL_HALLS_FERRY_P1_12" PVC_1250' O	(16,341)	(132)	1.39%	(227)
07/01/21	R17-02B2.20-P-0057	STL County Water	Hydrants	Replacement	1702	MOSL_HALLS_FERRY_P2_12" PVC_1400' O	(3,520)	(38)	1.85%	(65)
07/01/21	R17-02B2.20-P-0057	STL County Water	Main	Replacement	1702	MOSL_HALLS_FERRY_P2_12" PVC_1400' O	3,273	27	1.39%	45
07/01/21	R17-02B2.20-P-0059	STL County Water	Hydrants	Replacement	1702	MOSL_WASHINGTON_AVE_12" PVC_2575' O	70	1	1.84%	1
07/01/21	R17-02B2.20-P-0059	STL County Water	Main	Replacement	1702	MOSL_WASHINGTON_AVE_12" PVC_2575' O	(590)	(5)	1.39%	(8)
07/01/21	R17-02B2.20-P-0060	STL County Water	Hydrants	Replacement	1702	MOSL_VASSAR_AVE_8" PVC_800' OBSL	(3,644)	(39)	1.85%	(67)
07/01/21	R17-02B2.20-P-0060	STL County Water	Main	Replacement	1702	MOSL_VASSAR_AVE_8" PVC_800' OBSL	(6,536)	(53)	1.39%	(91)
07/01/21	R17-02B2.20-P-0061	STL County Water	Hydrants	Replacement	1702	MOSL_MARCELLA_LN_8" PVC_1720' OBSL	17,630	190	1.85%	326
07/01/21	R17-02B2.20-P-0061	STL County Water	Main	Replacement	1702	MOSL_MARCELLA_LN_8" PVC_1720' OBSL	344,233	2,791	1.39%	4,785
07/01/21	R17-02B2.20-P-0062	STL County Water	Hydrants	Replacement	1702	MOSL_RANCH_LN_8" PVC_550' OBSL	5,511	59	1.85%	102
07/01/21	R17-02B2.20-P-0062	STL County Water	Main	Replacement	1702	MOSL_RANCH_LN_8" PVC_550' OBSL	102,558	832	1.39%	1,426
07/01/21	R17-02B2.20-P-0063	STL County Water	Main	Replacement	1702	MOSL_SPUR_LN_8" PVC_640' OBSL	115,076	933	1.39%	1,600
07/01/21	R17-02B2.20-P-0074	STL County Water	Main	Replacement	1702	MOSL_LEWIS&CLARK_BLDV_12" PVC_1550'	0	0	0.00%	0
07/01/21	R17-02B2.20-P-0081	STL County Water	Hydrants	Replacement	1702	MOSL_NEW_HALLS_FERRY_RD_12 HDPE_750	0	0	0.00%	0
07/01/21	R17-02B2.20-P-0082	STL County Water	Hydrants	Replacement	1702	MOSL_MIDLAND_BLDV_8" PVC_1775' OBSL	5,380	58	1.85%	100
07/01/21	R17-02B2.20-P-0082	STL County Water	Main	Replacement	1702	MOSL_MIDLAND_BLDV_8" PVC_1775' OBSL	67,797	550	1.39%	942
07/01/21	R17-02B2.20-P-0085	STL County Water	Main	Replacement	1702	MOSL_LADUE_LAKE_EASEM_12" HDPE_550'	0	0	0.00%	0
07/01/21	R17-02B2.20-P-0086	STL County Water	Hydrants	Replacement	1702	MOSL_NAT_BDG_PH1_12" TFLX_2201' OBSL	(480)	(5)	1.85%	(9)
07/01/21	R17-02B2.20-P-0086	STL County Water	Main	Replacement	1702	MOSL_NAT_BDG_PH1_12" TFLX_2201' OBSL	(21,752)	(176)	1.39%	(302)
07/										

Missouri American Water Company  
 WSIRA 1 (January 2021 to July 2021) Eligible Projects  
 Replacements / Relocations

In Service	Work Order	Tariff Group	Asset Type	Account	Profit Center	Work Order Description	Investment	Accum Dep	Depr Rate	Dep Exp
07/01/21	R17-02B2.20-P-0106	STL County Water	Main	Replacement	1702	MOSL_OAKLEIGH_LN_PH1_12" PVC_4160_O	14,537	118	1.39%	202
07/01/21	R17-02B2.20-P-0107	STL County Water	Main	Replacement	1702	MOSL_OAKLEIGH_LN_PH2_12" PVC_4160_O	(2,532)	(21)	1.39%	(35)
07/01/21	R17-02B2.20-P-0108	STL County Water	Hydrants	Replacement	1702	MOSL_OAKLEIGH_LN_PH3_12" PVC_4160_O	1,274	14	1.85%	24
07/01/21	R17-02B2.20-P-0108	STL County Water	Main	Replacement	1702	MOSL_OAKLEIGH_LN_PH3_12" PVC_4160_O	47,049	381	1.39%	654
07/01/21	R17-02B2.20-P-0109	STL County Water	Hydrants	Replacement	1702	MOSL_OAKLEIGH_LN_PH4_12" PVC_4160_O	605	7	1.85%	11
07/01/21	R17-02B2.20-P-0109	STL County Water	Main	Replacement	1702	MOSL_OAKLEIGH_LN_PH4_12" PVC_4160_O	23,274	189	1.39%	324
07/01/21	R17-02B2.20-P-0112	STL County Water	Main	Replacement	1702	MOSL_BROOKHOLLOW_DR_8" HDPE_110" OB	10,345	84	1.39%	144
07/01/21	R17-02B2.20-P-0129	STL County Water	Hydrants	Replacement	1702	MOSL_DROMARA_RD_8" 1270" OBSL	2,078	22	1.85%	38
07/01/21	R17-02B2.20-P-0129	STL County Water	Main	Replacement	1702	MOSL_DROMARA_RD_8" 1270" OBSL	19,489	158	1.39%	271
07/01/21	R17-02B2.21-P-0002	STL County Water	Main	Replacement	1702	MOSL_GRAHAM_RD_825" 20" HDPE_OBSL	98,374	798	1.39%	1,367
07/01/21	R17-02B2.21-P-0026	STL County Water	Hydrants	Replacement	1702	MOSL_E_ESSEX_AVE_12" PVC_1595" OBSL	40,332	435	1.85%	746
07/01/21	R17-02B2.21-P-0026	STL County Water	Main	Replacement	1702	MOSL_E_ESSEX_AVE_12" PVC_1595" OBSL	463,184	3,756	1.39%	6,438
07/01/21	R17-02B2.21-P-0027	STL County Water	Hydrants	Replacement	1702	MOSL_EDWIN_AVE_8" PVC_825" OBSL	46,322	500	1.85%	857
07/01/21	R17-02B2.21-P-0027	STL County Water	Main	Replacement	1702	MOSL_EDWIN_AVE_8" PVC_825" OBSL	242,922	1,970	1.39%	3,377
07/01/21	R17-02B2.21-P-0028	STL County Water	Hydrants	Replacement	1702	MOSL_S_MORELAND_AVE_8" PVC_830" OBS	8,828	95	1.85%	163
07/01/21	R17-02B2.21-P-0028	STL County Water	Main	Replacement	1702	MOSL_S_MORELAND_AVE_8" PVC_830" OBS	268,790	2,179	1.39%	3,736
07/01/21	R17-02B2.21-P-0029	STL County Water	Hydrants	Replacement	1702	MOSL_MORELAND_AVE_8" PVC_925" OBSL	1,890	20	1.85%	35
07/01/21	R17-02B2.21-P-0029	STL County Water	Main	Replacement	1702	MOSL_MORELAND_AVE_8" PVC_925" OBSL	305,614	2,478	1.39%	4,248
07/01/21	R17-02B2.21-P-0046	STL County Water	Hydrants	Replacement	1702	MOSL_SUMMIT_AVE_8" PVC_1400" OBSL	5,153	56	1.85%	95
07/01/21	R17-02B2.21-P-0046	STL County Water	Main	Replacement	1702	MOSL_SUMMIT_AVE_8" PVC_1400" OBSL	115,290	935	1.39%	1,603
07/01/21	R17-02B2.21-P-0046	STL County Water	Meters	Replacement	1702	MOSL_SUMMIT_AVE_8" PVC_1400" OBSL	0	0	0.00%	0
07/01/21	R17-02B2.21-P-0046	STL County Water	Services	Replacement	1702	MOSL_SUMMIT_AVE_8" PVC_1400" OBSL	0	0	0.00%	0
07/01/21	R17-02B2.21-P-0059	STL County Water	Hydrants	Replacement	1702	MOSL_CLAYCHESTER_DR_8" PVC_1725" OB	642	7	1.85%	12
07/01/21	R17-02B2.21-P-0059	STL County Water	Main	Replacement	1702	MOSL_CLAYCHESTER_DR_8" PVC_1725" OB	5,225	42	1.39%	73
07/01/21	R17-02B2.21-P-0067	STL County Water	Hydrants	Replacement	1702	MOSL_HANCOCK_AVE_12" DI_3200" OBSL	164,180	1,772	1.85%	3,037
07/01/21	R17-02B2.21-P-0067	STL County Water	Main	Replacement	1702	MOSL_HANCOCK_AVE_12" DI_3200" OBSL	1,218,668	9,881	1.39%	16,939
07/01/21	R17-02B2.21-P-0068	STL County Water	Hydrants	Replacement	1702	MOSL_SCUDDER_AVE_8" DI_650" OBSL	557	6	1.85%	10
07/01/21	R17-02B2.21-P-0068	STL County Water	Main	Replacement	1702	MOSL_SCUDDER_AVE_8" DI_650" OBSL	10,413	84	1.39%	145
07/01/21	R17-02B2.21-P-0070	STL County Water	Hydrants	Replacement	1702	MOSL_W_UPPER_LADUE_RD_8" DI_630" OB	18,398	199	1.85%	340
07/01/21	R17-02B2.21-P-0070	STL County Water	Main	Replacement	1702	MOSL_W_UPPER_LADUE_RD_8" DI_630" OB	292,706	2,373	1.39%	4,069
07/01/21	R17-02B2.21-P-0127	STL County Water	Main	Replacement	1702	MOSL_RIVER_VALLEY_DR_8" DI_275" OBS	5,985	49	1.39%	83
07/01/21	R17-02B2.21-P-0147	STL County Water	Main	Replacement	1702	MOSL_LAFON_PL_8" PVC_320" OBSL	144,275	1,170	1.39%	2,005
07/01/21	R17-02C1.18-P-0231	STL County Water	Main	Replacement	1702	VERLENE DR 6" CI MB 3" PVC	0	0	0.00%	0
07/01/21	R17-02C1.18-P-1674	STL County Water	Main	Replacement	1702	SHACKELFORD RD 12" CI MB 8" PVC	0	0	0.00%	0
07/01/21	R17-02C1.19-P-0185	STL County Water	Main	Replacement	1702	THEISS RD 8" CI MB 2" PVC	0	0	0.00%	0
07/01/21	R17-02C1.19-P-0210	STL County Water	Main	Replacement	1702	MAIN/VALVE MAR 11-17 2019	0	0	0.00%	0
07/01/21	R17-02C1.19-P-0213	STL County Water	Main	Replacement	1702	MAIN/VALVE APR 1-17 2019	0	0	0.00%	0
07/01/21	R17-02C1.19-P-0216	STL County Water	Main	Replacement	1702	MAIN/VALVE APR 22-28 2019	0	0	0.00%	0
07/01/21	R17-02C1.19-P-0218	STL County Water	Main	Replacement	1702	MAIN/VALVE MAY 06-12 2019	0	0	0.00%	0
07/01/21	R17-02C1.19-P-0219	STL County Water	Main	Replacement	1702	MAIN/VALVE MAY 13-19 2019	0	0	0.00%	0
07/01/21	R17-02C1.19-P-0220	STL County Water	Main	Replacement	1702	MAIN/VALVE JUNE 3-9 2019	0	0	0.00%	0
07/01/21	R17-02C1.19-P-0227	STL County Water	Main	Replacement	1702	MAIN/VALVE MAY 20-26 2019	0	0	0.00%	0
07/01/21	R17-02C1.19-P-0228	STL County Water	Main	Replacement	1702	MAIN/VALVE JULY 15-21 2019	(517)	(4)	1.40%	(7)
07/01/21	R17-02C1.19-P-0230	STL County Water	Main	Replacement	1702	MAIN/VALVE JULY 29-AUG 4 2019	0	0	0.00%	0
07/01/21	R17-02C1.19-P-0232	STL County Water	Main	Replacement	1702	MAIN/VALVE AUG 12-18 2019	0	0	0.00%	0
07/01/21	R17-02C1.19-P-0233	STL County Water	Main	Replacement	1702	Late Charge Unitization	0	0	0.00%	0
07/01/21	R17-02C1.19-P-0237	STL County Water	Main	Replacement	1702	MAIN/VALVE SEP 16-22 2019	0	0	0.00%	0
07/01/21	R17-02C1.19-P-0246	STL County Water	Main	Replacement	1702	MAIN/VALVE OCT 28-NOV 3 2019	0	0	0.00%	0
07/01/21	R17-02C1.19-P-0247	STL County Water	Main	Replacement	1702	MAIN/VALVE NOV 4-10 2019	(124)	(1)	1.39%	(2)
07/01/21	R17-02C1.19-P-0249	STL County Water	Main	Replacement	1702	MAIN/VALVE NOV 18-24 2019	0	0	0.00%	0
07/01/21	R17-02C1.19-P-0251	STL County Water	Main	Replacement	1702	MAIN/VALVE DEC 2-8 2019	0	0	0.00%	0
07/01/21	R17-02C1.20-P-0004	STL County Water	Main	Replacement	1702	MAIN/VALVE JAN 21-26 2020	0	0	0.00%	0
07/01/21	R17-02C1.20-P-0006	STL County Water	Main	Replacement	1702	MAIN/VALVE FEB 9-16 2020	0	0	0.00%	0
07/01/21	R17-02C1.20-P-0007	STL County Water	Main	Replacement	1702	MAIN/VALVE FEB 3-9 2020	0	0	0.00%	0
07/01/21	R17-02C1.20-P-0008	STL County Water	Main	Replacement	1702	MAIN/VALVE FEB 17-23 2020	0	0	0.00%	0
07/01/21	R17-02C1.20-P-0010	STL County Water	Main	Replacement	1702	MAIN/VALVE FEB 24 - MAR 1 2020	0	0	0.00%	0
07/01/21	R17-02C1.20-P-0011	STL County Water	Main	Replacement	1702	MAIN/VALVE MAR 2 - 8 2020	0	0	0.00%	0
07/01/21	R17-02C1.20-P-0012	STL County Water	Main	Replacement	1702	MAIN/VALVE MAR 9-15 2020	0	0	0.00%	0
07/01/21	R17-02C1.20-P-0013	STL County Water	Main	Replacement	1702	MAIN/VALVE MAR 16-22 2020	0	0	0.00%	0
07/01/21	R17-02C1.20-P-0014	STL County Water	Main	Replacement	1702	MAIN/VALVE MAR 23-29 2020	0	0	0.00%	0
07/01/21	R17-02C1.20-P-0015	STL County Water	Main	Replacement	1702	MAIN/VALVE MAR 30-APR 5 2020	0	0	0.00%	0
07/01/21	R17-02C1.20-P-0016	STL County Water	Main	Replacement	1702	MAIN/VALVE APR 6-12 2020	4	0	0.00%	0
07/01/21	R17-02C1.20-P-0018	STL County Water	Main	Replacement	1702	MAIN/VALVE APR 20-26 2020	0	0	0.00%	0
07/01/21	R17-02C1.20-P-0019	STL County Water	Main	Replacement	1702	MAIN/VALVE APR 20-MAY 3 2020	0	0	0.00%	0
07/01/21	R17-02C1.20-P-0020	STL County Water	Main	Replacement	1702	MAIN/VALVE MAY 4-10 2020	0	0	0.00%	0
07/01/21	R17-02C1.20-P-0021	STL County Water	Main	Replacement	1702	MAIN/VALVE MAY 4-10 2020	0	0	0.00%	0
07/01/21	R17-02C1.20-P-0022	STL County Water	Main	Replacement	1702	MAIN/VALVE MAY 17-24 2020	18	0	1.34%	0
07/01/21	R17-02C1.20-P-0023	STL County Water	Main	Replacement	1702	MAIN/VALVE MAY 11-17 2020	0	0	0.00%	0
07/01/21	R17-02C1.20-P-0024	STL County Water	Main	Replacement	1702	MAIN/VALVE JUNE 1-7 2020	15	0	1.75%	0
07/01/21	R17-02C1.20-P-0025	STL County Water	Main	Replacement	1702	MAIN/VALVE JUNE 8-14 2020	0	0	0.00%	0
07/01/21	R17-02C1.20-P-0026	STL County Water	Main	Replacement	1702	MAIN/VALVE JUNE 15-21 2020	(4,492)	(36)	1.39%	(63)
07/01/21	R17-02C1.20-P-0027	STL County Water	Main	Replacement	1702	MAIN/VALVE JUNE 22-28 2020	0	0	0.00%	0
07/01/21	R17-02C1.20-P-0028	STL County Water	Main	Replacement	1702	MAIN/VALVE JUNE 29 - JULY 5 2020	0	0	0.00%	0
07/01/21	R17-02C1.20-P-0029	STL County Water	Main	Replacement	1702	MAIN/VALVE JULY 6-12 2020	0	0	0.00%	0
07/01/21	R17-02C1.20-P-0030	STL County Water	Main	Replacement	1702	MAIN/VALVE JULY 13-19 2020	(66)	(1)	1.39%	(1)
07/01/21	R17-02C1.20-P-0031	STL County Water	Main	Replacement	1702	MAIN/VALVE JULY 20-26 2020	0	0	0.00%	0
07/01/21	R17-02C1.20-P-0032	STL County Water	Main	Replacement	1702	MAIN/VALVE JULY 27 - AUG 2 2020	0	0	0.00%	0
07/01/21	R17-02C1.20-P-0033	STL County Water	Main	Replacement	1702	MAIN/VALVE AUG 3-9 2020	(62)	(1)	1.38%	(1)
07/01/21	R17-02C1.20-P-0034	STL County Water	Main	Replacement	1702	MAIN/VALVE AUG 10-16 2020	3	0	0.00%	0
07/01/21	R17-02C1.20-P-0035	STL County Water	Main	Replacement	1702	MAIN/VALVE AUG 17-23 2020	0	0	0.00%	0
07/01/21	R17-02C1.20-P-0036	STL County Water	Main	Replacement	1702	MAIN/VALVE AUG 24-30 2020	(66)	(1)	1.38%	(1)
07/01/21	R17-02C1.20-P-0038	STL County Water	Main	Replacement	1702	MAIN/VALVE AUG 31 - SEP 6 2020	0	0	0.00%	0
07/01/21	R17-02C1.20-P-0039	STL County Water	Main	Replacement	1702	MAIN/VALVE SEP 7-13 2020	0	0	0.00%	0
07/01/21	R17-02C1.20-P-0040	STL County Water	Main	Replacement	1702	MAIN/VALVE SEP 13-20 2020	11,689	95	1.39%	162
07/01/21	R17-02C1.20-P-0041	STL County Water	Main	Replacement	1702	MAIN/VALVE SEP 21-27 2020	0	0	0.00%	0
07/01/21	R17-02C1.20-P-0044	STL County Water	Main	Replacement	1702	MAIN/VALVE OCT 12-18 2020	(62)	(1)	1.38%	(1)
07/01/21	R17-02C1.20-P-0045	STL County Water	Main	Replacement	1702	MAIN/VALVE OCT 19-25 2020	4,108	33	1.39%	57
07/01/21	R17-02C1.20-P-0047	STL County Water	Main	Replacement	1702	MAIN/VALVE NOV 2-8 2020	1,864	15	1.39%	26
07/01/21	R17-02C1.20-P-0051	STL County Water	Main	Replacement	1702	MAIN/VALVE NOV 30-DEC 6 2020	0	0	0.00%	0
07/01/21	R17-02C1.20-P-0052	STL County Water	Main	Replacement	1702	MAIN/VALVE DEC 7-13 2020	834	7	1.38%	12
07/01/21	R17-02C1.20-P-0053	STL County Water	Main	Replacement	1702	MAIN/VALVE DEC 14-20 2020	0	0	0.00%	0
07/01/21	R17-02C1.20-P-0055	STL County Water	Main	Replacement	1702	MAIN/VALVE DEC 28 2020 - JAN 3 2021	(3,541)	(29)	1.39%	(49)
07/01/21	R17-02C1.21-P-0002	STL County Water	Main	Replacement	1702	MAIN/VALVE JAN 4-10 2021	856	7	1.40%	12
07/01/21	R17-02C1.21-P-0003	STL County Water	Main	Replacement	1702	MAIN/VALVE JAN 11-17 2021	(169)	(1)	1.26%	(2)
07/01/21	R17-02C1.21-P-0004	STL County Water	Main	Replacement	1702	MAIN/VALVE JAN 18-24 2021	2,165	18	1.39%	30
07/01/21	R17-02C1.21-P-0005	STL County Water	Main	Replacement	1702	MAIN/VALVE JAN 25-31 2021	(62)	(1)	1.38%	(1)
07/01/21	R17-02C1.21-P-0006	STL County Water	Main	Replacement	1702	MAIN/VALVE FEB 1-7 2021	(8,232)	(67)	1.39%	(115)
07/01/21	R17-02C1.21-P-0007	STL County Water	Main	Replacement	1702	MAIN/VALVE FEB 8-14 2021	(18,273)	(148)	1.39%	(254)
07/01/21	R17-02C1.21-P-0008	STL County Water	Main	Replacement	1702	MAIN/VALVE FEB 15-21 2021	(30,061)	(244)	1.39%	(418)
07/01/21	R17-02C1.21-P-0009	STL County Water	Main	Replacement	1702	MAIN/VALVE FEB 22-28 2021	(44,937)	(364)	1.39%	(625)
07/01/21	R17-02C1.21-P-0010	STL County Water	Main	Replacement	1702	MAIN/VALVE MAR 1-7 2021	(33,824)</			

Missouri American Water Company  
 WSIRA 1 (January 2021 to July 2021) Eligible Projects  
 Replacements / Relocations

In Service	Date	Work Order	Tariff Group	Asset Type	Account	Profit Center	Work Order Description	Investment	Accum Dep	Depr Rate	Dep Exp
	07/01/21	R17-02C1.21-P-0013	STL County Water	Main	Replacement	1702	MAIN/VALVE MAR 22-28	(4,203)	(34)	1.39%	(58)
	07/01/21	R17-02C1.21-P-0014	STL County Water	Main	Replacement	1702	MAIN/VALVE MAR 29 - APR 4 2021	(5,875)	(48)	1.39%	(82)
	07/01/21	R17-02C1.21-P-0015	STL County Water	Main	Replacement	1702	MAIN/VALVE APR 5-11 2021	(3,771)	(31)	1.39%	(52)
	07/01/21	R17-02C1.21-P-0016	STL County Water	Main	Replacement	1702	MAIN/VALVE APR 12-18 2021	(2,196)	(18)	1.40%	(31)
	07/01/21	R17-02C1.21-P-0017	STL County Water	Main	Replacement	1702	MAIN/VALVE APR 19-25 2021	(855)	(7)	1.39%	(12)
	07/01/21	R17-02C1.21-P-0018	STL County Water	Main	Replacement	1702	MAIN/VALVE APR 20 - MAY 2 2021	(12,038)	(98)	1.39%	(167)
	07/01/21	R17-02C1.21-P-0019	STL County Water	Main	Replacement	1702	MAIN/VALVE MAY 3-9 2021	(34,857)	(282)	1.39%	(485)
	07/01/21	R17-02C1.21-P-0020	STL County Water	Main	Replacement	1702	MAIN/VALVE MAY 10-16 2021	(22,069)	(179)	1.39%	(307)
	07/01/21	R17-02C1.21-P-0021	STL County Water	Main	Replacement	1702	MAIN/VALVE MAY 17-23 2021	(29,468)	(239)	1.39%	(410)
	07/01/21	R17-02C1.21-P-0022	STL County Water	Main	Replacement	1702	MAIN/VALVE MAY 24-30 2021	(9,902)	(80)	1.39%	(138)
	07/01/21	R17-02C1.21-P-0024	STL County Water	Main	Replacement	1702	MAIN/VALVE MAY 31- JUN 6 2021	(208,386)	(1,690)	1.39%	(2,897)
	07/01/21	R17-02C1.21-P-0025	STL County Water	Main	Replacement	1702	MAIN/VALVE JUN 7-13 2021	(229,168)	(1,858)	1.39%	(3,186)
	07/01/21	R17-02C1.21-P-0026	STL County Water	Main	Replacement	1702	MAIN/VALVE JUN 14-20 2021	194,254	1,576	1.39%	2,700
	07/01/21	R17-02C1.21-P-0027	STL County Water	Main	Replacement	1702	MAIN/VALVE JUN 21-27 2021	384,892	3,121	1.39%	5,350
	07/01/21	R17-02C1.21-P-0029	STL County Water	Main	Replacement	1702	LAUE RD 30" CI MB REPR	76,192	618	1.39%	1,059
	07/01/21	R17-02C1.21-P-0030	STL County Water	Main	Replacement	1702	MAIN/VALVE JUN 28 - JUL 4 2021	359,015	2,911	1.39%	4,990
	07/01/21	R17-02C1.21-P-0031	STL County Water	Main	Replacement	1702	MAIN/VALVE JUL 5-11 2021	414,596	3,361	1.39%	5,763
	07/01/21	R17-02C1.21-P-0032	STL County Water	Main	Replacement	1702	MAIN/VALVE JUL 12-18 2021	447,401	3,628	1.39%	6,219
	07/01/21	R17-02C1.21-P-0033	STL County Water	Main	Replacement	1702	MAIN/VALVE JUL 19-25 2021	469,927	3,810	1.39%	6,532
	07/01/21	R17-02C1.21-P-0034	STL County Water	Main	Replacement	1702	MAIN/VALVE JUL 26-31 2021	26,609	216	1.39%	370
	07/01/21	R17-02F1.20-P-0021	STL County Water	Hydrants	Replacement	1702	HYDRANT MAY 11-17 2020	(3,116)	(34)	1.85%	(58)
	07/01/21	R17-02F1.20-P-0029	STL County Water	Hydrants	Replacement	1702	HYDRANT JULY 6-12 2020	0	0	0.00%	0
	07/01/21	R17-02F1.21-P-0002	STL County Water	Hydrants	Replacement	1702	HYDRANT JAN 4-10 2021	0	0	0.00%	0
	07/01/21	R17-02F1.21-P-0003	STL County Water	Hydrants	Replacement	1702	HYDRANT JAN 11-17 2021	(1,558)	(17)	1.85%	(29)
	07/01/21	R17-02F1.21-P-0004	STL County Water	Hydrants	Replacement	1702	HYDRANT JAN 18-24 2021	0	0	0.00%	0
	07/01/21	R17-02F1.21-P-0012	STL County Water	Hydrants	Replacement	1702	HYDRANT MAR 15-21 2021	(1,558)	(17)	1.85%	(29)
	07/01/21	R17-02F1.21-P-0013	STL County Water	Hydrants	Replacement	1702	HYDRANT MAR 22-28 2021	727	8	1.87%	14
	07/01/21	R17-02F1.21-P-0015	STL County Water	Hydrants	Replacement	1702	HYDRANT APR 5-11 2021	0	0	0.00%	0
	07/01/21	R17-02F1.21-P-0016	STL County Water	Hydrants	Replacement	1702	HYDRANT APR 12-18 2021	(3,323)	(36)	1.85%	(61)
	07/01/21	R17-02F1.21-P-0018	STL County Water	Hydrants	Replacement	1702	HYDRANT APR 26 - MAY 2 2021	(2,926)	(32)	1.85%	(54)
	07/01/21	R17-02F1.21-P-0020	STL County Water	Hydrants	Replacement	1702	MAIN/VALVE APR 19-25 2021	(3,355)	(36)	1.85%	(62)
	07/01/21	R17-02F1.21-P-0021	STL County Water	Hydrants	Replacement	1702	MAIN/VALVE APR 19-25 2021	2,580	28	1.85%	48
	07/01/21	R17-02F1.21-P-0022	STL County Water	Hydrants	Replacement	1702	HYDRANT MAY 24-30 2021	192	2	1.85%	4
	07/01/21	R17-02F1.21-P-0024	STL County Water	Hydrants	Replacement	1702	HYDRANT MAY 31-JUN 6 2021	(6,325)	(68)	1.85%	(117)
	07/01/21	R17-02F1.21-P-0025	STL County Water	Hydrants	Replacement	1702	HYDRANT JUN 7-13 2021	(11,069)	(119)	1.85%	(205)
	07/01/21	R17-02F1.21-P-0026	STL County Water	Hydrants	Replacement	1702	HYDRANT JUN 14-20 2021	4,417	48	1.85%	82
	07/01/21	R17-02F1.21-P-0027	STL County Water	Main	Replacement	1702	HYDRANT JUN 21-27 2021	9,784	79	1.39%	136
	07/01/21	R17-02F1.21-P-0030	STL County Water	Hydrants	Replacement	1702	R17-02B1.19 - Mains-Replaced / Restored	13,986	151	1.85%	259
	07/01/21	R17-02F1.21-P-0031	STL County Water	Hydrants	Replacement	1702	HYDRANT JUL 5-11 2021	6,727	73	1.85%	124
	07/01/21	R17-02F1.21-P-0032	STL County Water	Hydrants	Replacement	1702	Flow Control - Fire Hydrant (Dry Barrel, Wet Barrel)	71,231	769	1.85%	1,318
	07/01/21	R17-02F1.21-P-0033	STL County Water	Hydrants	Replacement	1702	Flow Control - Fire Hydrant (Dry Barrel, Wet Barrel)	26,576	287	1.85%	492
	07/01/21	R17-02F2.21-P-0002	STL County Water	Hydrants	Replacement	1702	MOSL-Springdale_Ave_FH-HBK-86-RELO	144	2	1.85%	3
	07/01/21	R17-02G1.20-P-0001	STL County Water	Meters	Replacement	1702	Services and Laterals New - Blanket	(17,551)	(246)	2.40%	(421)
	07/01/21	R17-02G1.20-P-0002	STL County Water	Services	Replacement	1702	Services and Laterals New - Blanket	(35,443)	(604)	2.92%	(1,035)
	07/01/21	R17-02G1.20-P-0002	STL County Water	Services	Replacement	1702	MOSL-Svc Line CIAC-October/Nov	(2,476)	(42)	2.92%	(72)
	07/01/21	R17-02G1.20-P-0003	STL County Water	Services	Replacement	1702	MOSL-Svc Line CIAC-November	57,804	985	2.92%	1,688
	07/01/21	R17-02G1.21-P-0001	STL County Water	Meters	Replacement	1702	MOSL_Services and Laterals - New BI	1,948,432	27,278	2.40%	46,762
	07/01/21	R17-02G1.21-P-0001	STL County Water	Services	Replacement	1702	MOSL_Services and Laterals - New BI	444,856	7,577	2.92%	12,990
	07/01/21	R17-02G1.21-P-0002	STL County Water	Services	Replacement	1702	STL-Svc_Line_CIAC_January	(9,682)	(165)	2.92%	(283)
	07/01/21	R17-02J1.15-P-0003	STL County Water	Meters	Replacement	1702	AMI Meter DCU's	19,983	396	3.40%	679
	07/01/21	R17-02J1.20-P-0001	STL County Water	Meters	Replacement	1702	MOSL_Meters-Replaced-Blanket	63,479	889	2.40%	1,523
	07/01/21	R17-02J1.21-P-0001	STL County Water	Meters	Replacement	1702	MOSL_Meters - Replaced Blanket	1,001,593	14,022	2.40%	24,038
	07/01/21	R17-02Q1.20-P-0036	STL County Water	Pumping	Replacement	1702	MOSP Intake #4 Pump	97	54	1.89%	93
	07/01/21	R17-02Q1.20-P-0148	STL County Water	Pumping	Replacement	1702	MOSL_MP_HS 9 Dis Valve Rep	9	1	1.89%	2
	07/01/21	R17-02Q1.20-P-0149	STL County Water	Pumping	Replacement	1702	MOSL_MP_HS 10 Dis Valve Rep	99	1	1.89%	2
	07/01/21	R17-02Q1.20-P-0191	STL County Water	Pumping	Replacement	1702	CCP: Replace Low Lift 6 motor & con	42,071	464	1.89%	795
	07/01/21	R17-02Q2.21-P-0037	STL County Water	Treatment	Replacement	1702	NCP-FTW valve replacement	29,416	402	2.34%	688
	07/01/21	R17-02Q2.21-P-0074	STL County Water	Pumping	Replacement	1702	CCP: CP3B #11 High Service Starter	18,352	202	1.89%	347
	07/01/21	R17-03B1.20-P-0002	Other MO Water	Hydrants	Replacement	1703	MOSI_Lake_Sherman_2020LF_PVC	(0)	0	0.00%	0
	07/01/21	R17-03B1.20-P-0002	Other MO Water	Main	Replacement	1703	MOSI_Lake_Sherman_2020LF_PVC	0	0	33.33%	0
	07/01/21	R17-03B1.20-P-0002	Other MO Water	Services	Replacement	1703	MOSI_Lake_Sherman_2020LF_PVC	(0)	0	0.00%	0
	07/01/21	R17-03B1.21-P-0002	Other MO Water	Hydrants	Replacement	1703	MOSI_W Main Rpl Package 1_3145LF PV	2,282	25	1.85%	42
	07/01/21	R17-03B1.21-P-0002	Other MO Water	Main	Replacement	1703	MOSI_W Main Rpl Package 1_3145LF PV	11,235	91	1.39%	156
	07/01/21	R17-03B1.21-P-0002	Other MO Water	Services	Replacement	1703	MOSI_W Main Rpl Package 1_3145LF PV	3,687	63	2.92%	108
	07/01/21	R17-03B1.21-P-0006	Other MO Water	Hydrants	Replacement	1703	MOSI_Replace Sample Station	220	2	1.85%	4
	07/01/21	R17-03B1.21-P-0008	Other MO Water	Main	Replacement	1703	MOSI_Robidoux_150ft PVC Rpl_Service	68,626	559	1.40%	958
	07/01/21	R17-03B1.21-P-0008	Other MO Water	Services	Replacement	1703	MOSI_Robidoux_150ft PVC Rpl_Service	3,690	63	2.92%	108
	07/01/21	R17-03B1.21-P-0010	Other MO Water	Hydrants	Replacement	1703	MOSI_Beltview Rpl_975LF 8in PVC	131	1	1.85%	2
	07/01/21	R17-03B1.21-P-0010	Other MO Water	Main	Replacement	1703	MOSI_Beltview Rpl_975LF 8in PVC	1,751	14	1.39%	24
	07/01/21	R17-03B1.21-P-0010	Other MO Water	Services	Replacement	1703	MOSI_Beltview Rpl_975LF 8in PVC	263	4	2.92%	8
	07/01/21	R17-03B1.21-P-0011	Other MO Water	Hydrants	Replacement	1703	MOSI_Clayton Rpl_700LF 6in PVC	(11)	(0)	1.87%	(0)
	07/01/21	R17-03B1.21-P-0011	Other MO Water	Main	Replacement	1703	MOSI_Clayton Rpl_700LF 6in PVC	(130)	(1)	1.39%	(2)
	07/01/21	R17-03B1.21-P-0011	Other MO Water	Services	Replacement	1703	MOSI_Clayton Rpl_700LF 6in PVC	(9)	(0)	2.94%	(0)
	07/01/21	R17-03C1.19-P-0001	Other MO Water	Main	Replacement	1703	Mains-Unscheduled-Blanket	0	0	0.00%	0
	07/01/21	R17-03C1.19-P-0003	Other MO Water	Main	Replacement	1703	Charles_St_21st_to_22nd_16".main	(3,885)	(32)	1.39%	(54)
	07/01/21	R17-03C1.20-P-0001	Other MO Water	Main	Replacement	1703	MOSI_Mains-Unscheduled Blanket	0	0	(0.52%)	(0)
	07/01/21	R17-03C1.21-P-0001	Other MO Water	Main	Replacement	1703	MOSI_Mains - Unsheduled-Blanket	74,166	601	1.39%	1,031
	07/01/21	R17-03F1.21-P-0001	Other MO Water	Hydrants	Replacement	1703	MOSI_Hydrants Valves and Manholes-R	(24,418)	(264)	1.85%	(452)
	07/01/21	R17-03H1.19-P-0001	Other MO Water	Meters	Replacement	1703	Services and Laterals Repl-Blanket	0	0	0.00%	0
	07/01/21	R17-03H1.21-P-0001	Other MO Water	Meters	Replacement	1703	MOSI_Services and Laterals - Rpl BI	83,340	1,167	2.40%	2,000
	07/01/21	R17-03H1.21-P-0001	Other MO Water	Services	Replacement	1703	MOSI_Services and Laterals - Rpl BI	31,651	539	2.92%	924
	07/01/21	R17-03J1.21-P-0001	Other MO Water	Meters	Replacement	1703	MOSI_Meters - Replaced Blanket	135,605	1,898	2.40%	3,254
	07/01/21	R17-03J1.21-P-0002	Other MO Water	Meters	Replacement	1703	Lid & Ring	19	0	2.38%	0
	07/01/21	R17-03Q1.21-P-0020	Other MO Water	Pumping	Replacement	1703	MAIN/VALVE APR 5-11 2021	6,395	242	6.48%	414
	07/01/21	R17-03Q1.21-P-0021	Other MO Water	Pumping	Replacement	1703	MAIN/VALVE APR 5-11 2021	61	1	3.03%	2
	07/01/21	R17-04B1.17-P-0004	Other MO Water	Hydrants	Replacement	1704	MOPV-NWWoodyCreek_Ln-8".HDPE-600'-R	2	0	2.02%	0
	07/01/21	R17-04B1.17-P-0004	Other MO Water	Main	Replacement	1704	MOPV-NWWoodyCreek_Ln-8".HDPE-600'-R	3	0	1.25%	0
	07/01/21	R17-04B1.20-P-0007	Other MO Water	Hydrants	Replacement	1704	MOPV NW 68 Terrace	4	0	1.75%	0
	07/01/21	R17-04B1.20-P-0007	Other MO Water	Main	Replacement	1704	MOPV NW 68 Terrace	70	1	1.39%	1
	07/01/21	R17-04B1.20-P-0007	Other MO Water	Services	Replacement	1704	MOPV NW 68 Terrace	4	0	2.99%	0
	07/01/21	R17-04B1.20-P-0008	Other MO Water	Hydrants	Replacement	1704	MOPV NW Gateway 8" RPL	134	1	1.85%	2
	07/01/21	R17-04B1.20-P-0008	Other MO Water	Main	Replacement	1704	MOPV NW Gateway 8" RPL	737	6	1.39%	10
	07/01/21	R17-04B1.20-P-0008	Other MO Water	Services	Replacement	1704	MOPV NW Gateway 8" RPL	67	1	2.93%	2
	07/01/21	R17-04C1.21-P-0001	Other MO Water	Main	Replacement	1704	MOPV_Mains - Unsheduled-Blanket	24,418	198	1.39%	339
	07/01/21	R17-04F1.21-P-0001	Other MO Water	Hydrants	Replacement	1704	MOPV_Hydrants Valves and Manholes-R	15,387	166	1.85%	285
	07/01/21	R17-04H1.21-P-0001	Other MO Water	Meters	Replacement	1704	MOPV_Services and Laterals - Rpl BI	25,422	356	2.40%	610
	07/01/21	R17-04H1.21-P-0001	Other MO Water	Services	Replacement	1704	MOPV_Services and Laterals - Rpl BI	5,264	90	2.92%	154
	07/01/21	R17-04J1.21-P-0001	Other MO Water	Meters	Replacement	1704	MOPV_Meters - Replaced Blanket				

Missouri American Water Company  
 WSIRA 1 (January 2021 to July 2021) Eligible Projects  
 Replacements / Relocations

In Service												
Date	Work Order	Tariff Group	Asset Type	Account	Profit Center	Work Order Description	Investment	Accum Dep	Depr Rate	Dep Exp		
07/01/21	R17-08J1.21-P-0001	Other MO Water	Meters	Replacement	1708	MOBR_Meters - Replaced Blanket	477	7	2.40%	11		
07/01/21	R17-09C1.20-P-0001	Other MO Water	Main	Replacement	1709	MOSC_Mains-Unscheduled-Blanket	(545)	(4)	1.39%	(8)		
07/01/21	R17-09C1.21-P-0001	Other MO Water	Main	Replacement	1709	MOSC_Mains - Scheduled-Blanket	61,249	497	1.39%	851		
07/01/21	R17-09F1.19-P-0001	Other MO Water	Hydrants	Replacement	1709	Hydr Valves and Manholes-Blanket	177	2	1.84%	3		
07/01/21	R17-09F1.21-P-0001	Other MO Water	Hydrants	Replacement	1709	MOSC_Hydrants Valves and Manholes-R	32,728	353	1.85%	605		
07/01/21	R17-09H1.21-P-0001	Other MO Water	Services	Replacement	1709	MOSC_Services and Laterals - Rpl Bl	43,766	745	2.92%	1,278		
07/01/21	R17-09J1.20-P-0001	Other MO Water	Meters	Replacement	1709	MOSC-Meters-Replaced-Blanket	(1)	(0)	2.82%	(0)		
07/01/21	R17-09J1.21-P-0001	Other MO Water	Meters	Replacement	1709	MOSC_Meters - Replaced Blanket	254,410	3,562	2.40%	6,106		
07/01/21	R17-10C1.21-P-0001	Other MO Water	Main	Replacement	1710	MOMX_Mains - Unscheduled-Blanket	49,015	397	1.39%	681		
07/01/21	R17-10H1.21-P-0001	Other MO Water	Services	Replacement	1710	MOMX_Services and Laterals - Rpl Bl	7,336	125	2.92%	214		
07/01/21	R17-10J1.21-P-0001	Other MO Water	Meters	Replacement	1710	MOMX_Meters - Replaced Blanket	27,463	384	2.40%	659		
07/01/21	R17-11B1.19-P-0003	Other MO Water	Main	Replacement	1711	MOJP_Newman_& Rangeline_12" Bore	99	1	1.39%	1		
07/01/21	R17-11B1.20-P-0011	Other MO Water	Hydrants	Replacement	1711	44th & Main St 900' 8" DI	17	0	1.84%	0		
07/01/21	R17-11B1.20-P-0011	Other MO Water	Main	Replacement	1711	44th & Main St 900' 8" DI	46	0	1.40%	1		
07/01/21	R17-11B1.20-P-0011	Other MO Water	Services	Replacement	1711	44th & Main St 900' 8" DI	43	1	2.92%	1		
07/01/21	R17-11B1.20-P-0013	Other MO Water	Hydrants	Replacement	1711	22nd & Highview 660' 8" PVC	42	0	1.85%	1		
07/01/21	R17-11B1.20-P-0013	Other MO Water	Main	Replacement	1711	22nd & Highview 660' 8" PVC	56	0	1.39%	1		
07/01/21	R17-11B1.20-P-0013	Other MO Water	Services	Replacement	1711	22nd & Highview 660' 8" PVC	8	0	2.89%	0		
07/01/21	R17-11B1.21-P-0002	Other MO Water	Hydrants	Replacement	1711	MOJP_15th & Kansas 3000' 8" DI	94,090	1,015	1.85%	1,741		
07/01/21	R17-11B1.21-P-0002	Other MO Water	Main	Replacement	1711	MOJP_15th & Kansas 3000' 8" DI	212,754	1,725	1.39%	2,957		
07/01/21	R17-11B1.21-P-0002	Other MO Water	Services	Replacement	1711	MOJP_15th & Kansas 3000' 8" DI	77,674	1,323	2.92%	2,268		
07/01/21	R17-11B1.21-P-0003	Other MO Water	Main	Replacement	1711	MOJP_45th & Lorraine Dr. 900' 2"	(3,400)	(28)	1.39%	(47)		
07/01/21	R17-11B1.21-P-0003	Other MO Water	Services	Replacement	1711	MOJP_45th & Lorraine Dr. 900' 2"	(1,334)	(23)	2.92%	(39)		
07/01/21	R17-11B1.21-P-0004	Other MO Water	Hydrants	Replacement	1711	MOJP_41st & Kentucky 1300' 8" DI	749	8	1.85%	14		
07/01/21	R17-11B1.21-P-0004	Other MO Water	Main	Replacement	1711	MOJP_41st & Kentucky 1300' 8" DI	3,878	31	1.39%	54		
07/01/21	R17-11B1.21-P-0004	Other MO Water	Services	Replacement	1711	MOJP_41st & Kentucky 1300' 8" DI	458	8	2.92%	13		
07/01/21	R17-11B1.21-P-0006	Other MO Water	Hydrants	Replacement	1711	MOJP_15th & Kansas Phs 2 800' 8" DI	12,927	140	1.85%	239		
07/01/21	R17-11B1.21-P-0006	Other MO Water	Main	Replacement	1711	MOJP_15th & Kansas Phs 2 800' 8" DI	91,527	742	1.39%	1,272		
07/01/21	R17-11B1.21-P-0006	Other MO Water	Services	Replacement	1711	MOJP_15th & Kansas Phs 2 800' 8" DI	24,654	420	2.92%	720		
07/01/21	R17-11C1.20-P-0001	Other MO Water	Main	Replacement	1711	MOJP-Mains-Unscheduled-Blanket	0	0	0.00%	0		
07/01/21	R17-11C1.21-P-0001	Other MO Water	Main	Replacement	1711	MOJP_Mains - Unscheduled-Blanket	30,416	247	1.39%	423		
07/01/21	R17-11F1.20-P-0001	Other MO Water	Hydrants	Replacement	1711	MOJP_Hydr Valves and Manholes-Blank	0	0	0.00%	0		
07/01/21	R17-11F1.21-P-0001	Other MO Water	Hydrants	Replacement	1711	MOJP_Hydrants Valves and Manholes-R	2,156	23	1.85%	40		
07/01/21	R17-11H1.20-P-0001	Other MO Water	Services	Replacement	1711	MOJP_Services and Laterals-Repl-Bl	0	0	0.00%	0		
07/01/21	R17-11H1.21-P-0001	Other MO Water	Services	Replacement	1711	MOJP_Replaces Services	98,696	1,681	2.92%	2,882		
07/01/21	R17-11J1.21-P-0001	Other MO Water	Meters	Replacement	1711	MOJP_Meters - Replaced Blanket	40,843	572	2.40%	980		
07/01/21	R17-12B1.17-P-0001	Other MO Water	Main	Replacement	1712	Blanket Work Order	(5,036)	(41)	1.39%	(70)		
07/01/21	R17-12C1.21-P-0001	Other MO Water	Main	Replacement	1712	MOJC_Mains - Unscheduled-Blanket	40,809	331	1.39%	567		
07/01/21	R17-12F1.21-P-0001	Other MO Water	Hydrants	Replacement	1712	MOJC_Hydrants Valves and Manholes-R	2,308	25	1.85%	43		
07/01/21	R17-12G1.21-P-0001	Other MO Water	Services	Replacement	1712	MOJC_Services and Laterals - New Bl	(2,651)	(45)	2.92%	(77)		
07/01/21	R17-12J1.21-P-0001	Other MO Water	Meters	Replacement	1712	MOJC_Meters - Replaced Blanket	2,391	33	2.40%	57		
07/01/21	R17-12Q1.21-P-0003	Other MO Water	Pumping	Replacement	1712	RD_P_Lime_Slurry_Tank_load_Cell	5,404	204	6.48%	350		
07/01/21	R17-12Q1.21-P-0004	Other MO Water	Pumping	Replacement	1712	PQ4_Day-Tank_PUMP	1,203	45	6.48%	78		
07/01/21	R17-12Q1.21-P-0006	Other MO Water	Pumping	Replacement	1712	north lime slacker valves 3" butter	732	28	6.48%	47		
07/01/21	R17-12Q1.21-P-0013	Other MO Water	Pumping	Replacement	1712	MAIN/VALVE APR 19-25 2021	5	0	6.48%	0		
07/01/21	R17-16Q1.21-P-0001	Other MO Water	Pumping	Replacement	1728	HYDRANT JAN 4-10 2021	23,361	258	1.89%	442		
07/01/21	R17-24H1.21-P-0001	Other MO Water	Meters	Replacement	1724	MOMW_Services - Repalced Blanket	803	11	2.40%	19		
07/01/21	R17-24H1.21-P-0001	Other MO Water	Services	Replacement	1724	MOMW_Services - Repalced Blanket	44	1	2.91%	1		
07/01/21	R17-24J1.21-P-0001	Other MO Water	Meters	Replacement	1724	MOMW_Meters - Repalced Blanket	0	0	0.00%	0		
07/01/21	R17-41C1.21-P-0001	Other MO Water	Main	Replacement	1741	MORD_Mains - Unscheduled-Blanket	(64)	(1)	1.39%	(1)		
07/01/21	R17-43C1.21-P-0001	Other MO Water	Main	Replacement	1743	MOHH_Mains - Unscheduled-Blanket	(374)	(3)	1.39%	(5)		
07/01/21	R17-47C1.21-P-0001	Other MO Water	Main	Replacement	1747	MOWD_Mains - Unscheduled-Blanket	0	0	0.00%	0		
07/01/21	R17-47F1.21-P-0001	Other MO Water	Hydrants	Replacement	1747	MOWD_Hydrants Valves and Manholes-R	134	1	1.85%	2		
07/01/21	R17-47Q1.21-P-0002	Other MO Water	Main	Replacement	1747	Replace booster piping and CL2 inje	754	9	1.97%	15		
07/01/21	R17-53B1.20-P-0002	Other MO Water	Hydrants	Replacement	1753	MOLS-Nike_Base_Rd_Bin_PVC_1100ft	17,102	185	1.85%	316		
07/01/21	R17-53B1.20-P-0002	Other MO Water	Main	Replacement	1753	MOLS-Nike_Base_Rd_Bin_PVC_1100ft	(17,102)	(139)	1.39%	(238)		
07/01/21	R17-53C1.21-P-0001	Other MO Water	Main	Replacement	1753	MOLS_Mains - Unscheduled-Blanket	11,771	95	1.39%	164		
07/01/21	R17-53J1.19-P-0001	Other MO Water	Meters	Replacement	1753	Blanket Work Order - Meters Replace	1,181	17	2.40%	28		
07/01/21	R17-55C1.21-P-0001	Other MO Water	Main	Replacement	1755	MOBMM_Mains - Unscheduled-Blanket	16,215	132	1.39%	225		
07/01/21	R17-55F1.21-P-0001	Other MO Water	Hydrants	Replacement	1755	MOBMM_Hydrants Valves and Manholes-	178	2	1.85%	3		
07/01/21	R17-55H1.21-P-0001	Other MO Water	Services	Replacement	1755	MOBMM_Services and Laterals-Rpl Blan	22,277	379	2.92%	650		
07/01/21	R17-55J1.21-P-0001	Other MO Water	Meters	Replacement	1755	MOBMM_Meters - Replaced Blanket	1,389	19	2.40%	33		
07/01/21	R17-55Q1.21-P-0012	Other MO Water	Pumping	Replacement	1755	MAIN/VALVE APR 12-18 2021	1	0	6.47%	0		
<b>Total Replacement Costs</b>							<b>107,394,431</b>	<b>1,455,761</b>		<b>1,891,197</b>		
<b>Total Relocations and Replacements</b>							<b>113,383,663</b>	<b>1,512,353</b>		<b>1,978,152</b>		



Missouri American Water Company  
 WSIRA 1 (January 2021 to July 2021) Eligible Projects  
 Replacements / Relocations

In Service							Investment	Accum Dep	Depr Rate	Dep Exp
Date	Work Order	Tariff Group	Asset Type	Account	Profit Center	Work Order Description				
Total Relocations							0	0		0
In Service							Investment	Accum Dep	Depr Rate	Dep Exp
Date	Work Order	Tariff Group	Type	Account	Profit Center	Work Order Description				
01/01/21	I17-480003-01	Other MO Sewer	Pumping	Replacement	1748	MOWDW-Sunrise_Acres_LS_#2	2,548	79	2.88%	73
01/01/21	I17-480004-01	Other MO Sewer	SCADA	Replacement	1748	MOWDW-Deer_Haven_EQ_& Clarifier	63	5	6.67%	4
01/01/21	R17-07B1.20-P-0002	Other MO Sewer	Main	Replacement	1707	2020 Lining Project Jefferson Co (MO	2	0	1.53%	0
01/01/21	R17-07L1.20-P-0002	Other MO Sewer	SCADA	Replacement	1707	CH HMI and Network Upgrades	1,528	331	20.00%	306
01/01/21	R17-07Q1.20-P-0002	Other MO Sewer	Treatment	Replacement	1707	Cedar Hill VFD's	78	3	3.97%	3
01/01/21	R17-07Q1.20-P-0003	Other MO Sewer	SCADA	Replacement	1707	Cedar Hill Scada Modems	15	1	6.65%	1
01/01/21	R17-15C1.20-P-0001	Other MO Sewer	Main	Replacement	1715	MOWC-Mains-Unscheduled Blanket	1	0	1.63%	0
01/01/21	R17-26B1.20-P-0002	Other MO Sewer	Main	Replacement	1726	Maplewood Sewer Lining	12	0	2.02%	0
01/01/21	R17-26C1.20-P-0001	Other MO Sewer	Main	Replacement	1726	MOMWW-Mains-Unscheduled Blanket	(170)	(3)	1.58%	(3)
01/01/21	R17-27B1.18-P-0002	Other MO Sewer	Main	Replacement	1727	Quail_Valley_Main	276	5	1.58%	4
01/01/21	R17-27Q1.20-P-0006	Other MO Sewer	Treatment	Replacement	1727	MOJ2_Cedar_Valley_Aerator_Replaceme	4	0	3.94%	0
01/01/21	R17-27Q1.20-P-0008	Other MO Sewer	Pumping	Replacement	1727	MOJ2_Rustic_Oaks_RAS_Pumps	1	0	4.55%	0
01/01/21	R17-27Q1.20-P-0009	Other MO Sewer	Treatment	Replacement	1727	MOJ2_Ryans_Lake_Pumps	3,778	163	3.97%	150
01/01/21	R17-27Q1.20-P-0010	Other MO Sewer	Pumping	Replacement	1727	MOJ2_Lakewood_Lift_Station_Pumps	5,278	246	4.31%	227
01/01/21	R17-27Q1.20-P-0015	Other MO Sewer	Pumping	Replacement	1727	MOJ2_Sleepy_Hollow_Lift_Station_Pum	1	0	3.64%	0
01/01/21	R17-30B1.20-P-0002	Other MO Sewer	Main	Replacement	1730	2020 Lining Project Jefferson Co (MO	8	0	1.58%	0
01/01/21	R17-39H1.20-P-0001	Other MO Sewer	Services	Replacement	1739	Laterals-Repl-Blanket	10,129	315	2.87%	291
01/01/21	R17-44B1.20-P-0002	Other MO Sewer	Main	Replacement	1744	MOHHW_CIPP_Vaughan_Dr	10	0	1.57%	0
01/01/21	R17-48Q1.20-P-0002	Other MO Sewer	Treatment	Replacement	1748	MOWDW-Northwest_WWTP_UV_Replacement	9,943	428	3.97%	395
01/01/21	R17-50Q1.20-P-0002	Other MO Sewer	Pumping	Replacement	1750	MORKW-Pump_Repl_LS_#2	2	0	4.61%	0
01/01/21	R17-52H1.20-P-0001	Other MO Sewer	Services	Replacement	1752	MOPFW_Services and Laterals-Repl-BI	2	0	2.56%	0
01/01/21	R17-52Q1.20-P-0003	Other MO Sewer	Treatment	Replacement	1752	Radcliffe Diffusers and Control val	3	0	3.85%	0
01/01/21	R17-52Q1.20-P-0005	Other MO Sewer	Meters	Replacement	1752	Homestead Flow meter install	0	0	0.00%	0
01/01/21	R17-52Q1.20-P-0006	Other MO Sewer	Pumping	Replacement	1752	Homestead LS Upgrade	200	9	4.31%	9
01/01/21	R17-52Q1.20-P-0007	Other MO Sewer	Pumping	Replacement	1752	Radcliffe LS Piping	0	0	0.00%	0
01/01/21	R17-54B1.20-P-0002	Other MO Sewer	Main	Replacement	1754	MOLW-Lawson WW Main Replacements	10,210	181	1.64%	167
01/01/21	R17-54B1.20-P-0003	Other MO Sewer	Main	Replacement	1754	MOLWW Inserta Valve Force Main Lago	824	14	1.58%	13
01/01/21	R17-54Q1.20-P-0003	Other MO Sewer	Pumping	Replacement	1754	MOLS_Lagoon valve replacement	0	0	0.00%	0
01/01/21	R17-56C1.20-P-0001	Other MO Sewer	Main	Replacement	1756	Mains-Unscheduled Blanket	461	8	1.58%	7
01/01/21	R17-56H1.20-P-0001	Other MO Sewer	Services	Replacement	1756	Services and Laterals-Repl-Blanket	683	21	2.87%	20
01/01/21	R17-56Q1.20-P-0007	Other MO Sewer	SCADA	Replacement	1756	MOEPW-Pump/Motor/Panel_Replacement	8	1	6.64%	1
01/01/21	R17-56Q1.20-P-0009	Other MO Sewer	Pumping	Replacement	1756	MOSDW_EffluentPump	0	0	3.13%	0
01/01/21	R17-58Q1.20-P-0001	Other MO Sewer	Treatment	Replacement	1758	MOT1-Timber_Sprgs_Disinfection_Syst	(73)	(3)	3.97%	(3)
01/01/21	R17-58Q1.20-P-0002	Other MO Sewer	Pumping	Replacement	1758	MOT's pump for wastewater	(17)	(1)	4.31%	(1)
01/01/21	R17-58Q1.20-P-0005	Other MO Sewer	Treatment	Replacement	1758	MOT1 Clinton Estates Rehab	(6,575)	(549)	7.71%	(507)
01/01/21	R17-58Q1.20-P-0006	Other MO Sewer	Pumping	Replacement	1758	Clinton Estates Pump Replacement	0	0	0.00%	0
02/01/21	I17-460001-01	Other MO Sewer	Treatment	Replacement	1746	MOJEW-Membrane_& Diffuser_Upgrade	(4,574)	(65)	1.43%	(65)
02/01/21	I17-480003-01	Other MO Sewer	Pumping	Replacement	1748	MOWDW-Sunrise_Acres_LS_#2	616	18	2.88%	18
02/01/21	I17-480004-01	Other MO Sewer	SCADA	Replacement	1748	MOWDW-Deer_Haven_EQ_& Clarifier	5	0	6.59%	0
02/01/21	R17-07B1.20-P-0002	Other MO Sewer	Main	Replacement	1707	2020 Lining Project Jefferson Co (MO	0	0	0.00%	0
02/01/21	R17-07Q1.20-P-0002	Other MO Sewer	Treatment	Replacement	1707	Cedar Hill VFD's	(20)	(1)	3.99%	(1)
02/01/21	R17-07Q1.20-P-0003	Other MO Sewer	SCADA	Replacement	1707	Cedar Hill Scada Modems	(40)	(3)	6.68%	(3)
02/01/21	R17-26C1.20-P-0001	Other MO Sewer	Main	Replacement	1726	MOMWW-Mains-Unscheduled Blanket	(16)	(0)	1.61%	(0)
02/01/21	R17-27B1.18-P-0002	Other MO Sewer	Main	Replacement	1727	Quail_Valley_Main	199	3	1.58%	3
02/01/21	R17-27Q1.20-P-0002	Other MO Sewer	Pumping	Replacement	1727	MOJ2_Vanloo_Controls_Pump	0	0	0.00%	0
02/01/21	R17-27Q1.20-P-0012	Other MO Sewer	Treatment	Replacement	1727	MOJ2_Monticello_Lagoon_Aerator	1,243	49	3.97%	49
02/01/21	R17-30B1.20-P-0002	Other MO Sewer	Main	Replacement	1730	2020 Lining Project Jefferson Co (MO	0	0	0.00%	0
02/01/21	R17-39H1.20-P-0001	Other MO Sewer	Services	Replacement	1739	Laterals-Repl-Blanket	834	24	2.87%	24
02/01/21	R17-39H1.21-P-0001	Other MO Sewer	Services	Replacement	1739	MOBNW-Services - Repalced Blanket	3,553	102	2.87%	102
02/01/21	R17-46Q1.20-P-0003	Other MO Sewer	Pumping	Replacement	1746	2 - Plant Recirculation Pumps at Ja	15,809	790	5.00%	790
02/01/21	R17-48C1.21-P-0001	Other MO Sewer	Main	Replacement	1748	MOWDW-Blanket-Mains Unsheduled	4,061	67	1.64%	67
02/01/21	R17-48Q1.20-P-0002	Other MO Sewer	Treatment	Replacement	1748	MOWDW-Northwest_WWTP_UV_Replacement	(0)	0	0.00%	0
02/01/21	R17-52Q1.20-P-0007	Other MO Sewer	Pumping	Replacement	1752	Radcliffe LS Piping	348	7	2.03%	7
02/01/21	R17-56C1.21-P-0001	Other MO Sewer	Main	Replacement	1756	MOBM_Mains - Unsheduled-Blanket	750	12	1.58%	12
02/01/21	R17-56H1.20-P-0001	Other MO Sewer	Services	Replacement	1756	Services and Laterals-Repl-Blanket	0	0	0.00%	0
02/01/21	R17-56H1.21-P-0001	Other MO Sewer	Services	Replacement	1756	MOBMWW_Services and Laterals-Rpl BI	2,021	58	2.87%	58
02/01/21	R17-58Q1.20-P-0005	Other MO Sewer	Treatment	Replacement	1758	MOT1 Clinton Estates Rehab	7,397	570	7.71%	570
03/01/21	I17-480003-01	Other MO Sewer	Pumping	Replacement	1748	MOWDW-Sunrise_Acres_LS_#2	1	(0)	4.95%	(0)
03/01/21	I17-480004-01	Other MO Sewer	SCADA	Replacement	1748	MOWDW-Deer_Haven_EQ_& Clarifier	(4)	(0)	6.67%	(0)
03/01/21	R17-26B1.20-P-0002	Other MO Sewer	Main	Replacement	1726	Maplewood Sewer Lining	0	(0)	0.00%	0
03/01/21	R17-27B1.18-P-0002	Other MO Sewer	Main	Replacement	1727	Quail_Valley_Main	1,023	15	1.58%	16
03/01/21	R17-27Q1.20-P-0010	Other MO Sewer	Pumping	Replacement	1727	MOJ2_Lakewood_Lift_Station_Pumps	0	0	0.00%	0
03/01/21	R17-27Q1.20-P-0015	Other MO Sewer	Pumping	Replacement	1727	MOJ2_Sleepy_Hollow_Lift_Station_Pum	0	0	0.00%	0
03/01/21	R17-39H1.21-P-0001	Other MO Sewer	Services	Replacement	1739	MOBNW-Services - Repalced Blanket	19,978	526	2.87%	523
03/01/21	R17-48C1.21-P-0001	Other MO Sewer	Main	Replacement	1748	MOWDW-Blanket-Mains Unsheduled	135	2	1.64%	2
03/01/21	R17-48Q1.20-P-0002	Other MO Sewer	Treatment	Replacement	1748	MOWDW-Northwest_WWTP_UV_Replacement	33,454	1,217	3.97%	1,328
03/01/21	R17-52Q1.20-P-0003	Other MO Sewer	Treatment	Replacement	1752	Radcliffe Diffusers and Control val	1,631	59	3.97%	65
03/01/21	R17-52Q1.20-P-0006	Other MO Sewer	Pumping	Replacement	1752	Homestead LS Upgrade	(5,913)	(234)	4.31%	(255)
03/01/21	R17-54B1.20-P-0002	Other MO Sewer	Main	Replacement	1754	MOLW-Lawson WW Main Replacements	98	1	1.64%	2
03/01/21	R17-56C1.21-P-0001	Other MO Sewer	Main	Replacement	1756	MOBM_Mains - Unsheduled-Blanket	877	13	1.58%	14
03/01/21	R17-56C2.21-P-0001	Other MO Sewer	Main	Replacement	1756	MOBMWW_Mains Unsheduled	1,057	15	1.58%	17
03/01/21	R17-56H1.21-P-0001	Other MO Sewer	Services	Replacement	1756	MOBMWW_Services and Laterals-Rpl BI	434	11	2.87%	12
03/01/21	R17-56H2.21-P-0001	Other MO Sewer	Services	Replacement	1756	MOBMWW-Services and Laterals-Rplcd	1,084	29	2.87%	31
03/01/21	R17-58Q1.20-P-0001	Other MO Sewer	Treatment	Replacement	1758	MOT1-Timber_Sprgs_Disinfection_Syst	223	8	3.97%	9
04/01/21	I17-480003-01	Other MO Sewer	Pumping	Replacement	1748	MOWDW-Sunrise_Acres_LS_#2	195	5	2.87%	6
04/01/21	I17-480004-01	Other MO Sewer	SCADA	Replacement	1748	MOWDW-Deer_Haven_EQ_& Clarifier	124	7	6.68%	8
04/01/21	R17-27B1.18-P-0002	Other MO Sewer	Main	Replacement	1727	Quail_Valley_Main	2,269	30	1.58%	36
04/01/21	R17-27B1.21-P-0003	Other MO Sewer	Main	Replacement	1727	MOJ2_4005_Dewberry_Dr_Sewer_Main	14,556	192	1.58%	230
04/01/21	R17-27C1.21-P-0001	Other MO Sewer	Main	Replacement	1727	MOJCW_Mains - Unsheduled-Blanket	6,524	88	1.61%	105
04/01/21	R17-39H1.21-P-0001	Other MO Sewer	Services	Replacement	1739	MOBNW-Services - Repalced Blanket	2,144	51	2.87%	62
04/01/21	R17-48C1.21-P-0001	Other MO Sewer	Main	Replacement	1748	MOWDW-Blanket-Mains Unsheduled	0	0	0.00%	0
04/01/21	R17-52H1.21-P-0001	Other MO Sewer	Services	Replacement	1752	MOPFW_Services and Laterals-Rpl Bla	5,901	141	2.87%	169
04/01/21	R17-52Q1.20-P-0006	Other MO Sewer	Pumping	Replacement	1752	Homestead LS Upgrade	5,913	212	4.31%	255
04/01/21	R17-56C2.21-P-0001	Other MO Sewer	Main	Replacement	1756	MOBMWW_Mains Unsheduled	665	9	1.58%	11
04/01/21	R17-56H1.21-P-0001	Other MO Sewer	Services	Replacement	1756	MOBMWW_Services and Laterals-Rpl BI	3,200	77	2.87%	92
04/01/21	R17-56H2.21-P-0001	Other MO Sewer	Services	Replacement	1756	MOBMWW-Services and Laterals-Rplcd	1,547	37	2.87%	44
05/01/21	I17-480003-01	Other MO Sewer	Pumping	Replacement	1748	MOWDW-Sunrise_Acres_LS_#2	(0)	(0)	0.00%	0
05/01/21	R17-27C1.21-P-0001	Other MO Sewer	Main	Replacement	1727	MOJCW_Mains - Unsheduled-Blanket	50	1	1.90%	1
05/01/21	R17-39H1.21-P-0001	Other MO Sewer	Services	Replacement	1739	MOBNW-Services - Repalced Blanket	14,567	314	2.87%	418
05/01/21	R17-46Q1.20-P-0005	Other MO Sewer	Pumping	Replacement	1746	MOJE_WWTP_Lift Station Pump	559	18	4.31%	24
05/01/21	R17-52H1.21-P-0001	Other MO Sewer	Services	Replacement	1752	MOPFW_Services and Laterals-Rpl Bla	3,527	76	2.87%	101
05/01/21	R17-52Q1.20-P-0006	Other MO Sewer	Pumping	Replacement	1752	Homestead LS Upgrade	(5,913)	(191)	4.31%	(255)
05/01/21	R17-56C2.21-P-0001	Other MO Sewer	Main	Replacement	1756	MOBMWW_Mains Unsheduled	1,579	19	1.58%	25
05/01/21	R17-56H2.21-P-0001	Other MO Sewer	Services	Replacement	1756	MOBMWW-Services and Laterals-Rplcd	1,611	35	2.87%	46
06/01/21	R17-26C1.21-P-0001	Other MO Sewer	Main	Replacement	1726	MOMWW_Mains - Unsheduled-Blanket				

Missouri American Water Company  
 WSIRA 1 (January 2021 to July 2021) Eligible Projects  
 Replacements / Relocations

In Service											
Date	Work Order	Tariff Group	Asset Type	Account	Profit Center	Work Order Description	Investment	Accum Dep	Depr Rate	Dep Exp	
06/01/21	R17-39H1.21-P-0001	Other MO Sewer	Services	Replacement	1739	MOBNW-Services - Repalced Blanket	4,236	81	2.87%	122	
06/01/21	R17-52H1.21-P-0001	Other MO Sewer	Services	Replacement	1752	MOPFW_Services and Laterals-Rpl Bla	(1,293)	(25)	2.87%	(37)	
06/01/21	R17-56C2.21-P-0001	Other MO Sewer	Main	Replacement	1756	MOBMW_Mains Unsheduled	2,082	22	1.58%	33	
06/01/21	R17-56H2.21-P-0001	Other MO Sewer	Services	Replacement	1756	MOBMW-Services and Laterals- Rplcd	1,033	20	2.87%	30	
06/01/21	R17-56Q1.21-P-0004	Other MO Sewer	Pumping	Replacement	1756	MOEPW-MarinalS_Pump_Replacement	18,965	545	4.31%	817	
07/01/21	I17-480004-01	Other MO Sewer	SCADA	Replacement	1748	MOWDW-Deer_Haven_EQ_& Clarifier	119	5	6.67%	8	
07/01/21	R17-26C1.21-P-0001	Other MO Sewer	Main	Replacement	1726	MOMWW_Mains - Unsheduled-Blanket	0	0	0.00%	0	
07/01/21	R17-27Q1.20-P-0014	Other MO Sewer	Treatment	Replacement	1727	MOJ2_Dogwood_Lake_Replace_Motor	1,066	25	3.97%	42	
07/01/21	R17-27Q1.21-P-0002	Other MO Sewer	Treatment	Replacement	1727	MOJ2_Sand_Filters	1,910	44	3.97%	76	
07/01/21	R17-39H1.21-P-0001	Other MO Sewer	Services	Replacement	1739	MOBNW-Services - Repalced Blanket	51,004	854	2.87%	1,464	
07/01/21	R17-48Q1.20-P-0004	Other MO Sewer	Treatment	Replacement	1748	MOWDW -Northwest_WWTF_Aeration Repl	45,985	1,065	3.97%	1,826	
07/01/21	R17-52H1.21-P-0001	Other MO Sewer	Services	Replacement	1752	MOPFW_Services and Laterals-Rpl Bla	2,533	42	2.87%	73	
07/01/21	R17-56C2.21-P-0001	Other MO Sewer	Main	Replacement	1756	MOBMW_Mains Unsheduled	0	0	0.00%	0	
07/01/21	R17-56H1.21-P-0001	Other MO Sewer	Services	Replacement	1756	MOBMWW_Services and Laterals-Rpl BI	(3,172)	(53)	2.87%	(91)	
07/01/21	R17-56H2.21-P-0001	Other MO Sewer	Services	Replacement	1756	MOBMW-Services and Laterals- Rplcd	6,810	114	2.87%	195	
07/01/21	R17-56Q1.21-P-0004	Other MO Sewer	Pumping	Replacement	1756	MOEPW-MarinalS_Pump_Replacement	23	1	4.32%	1	
<b>Total Replacement Costs</b>							<b>315,868</b>	<b>8,408</b>		<b>10,541</b>	
<b>Total Relocations and Replacements</b>							<b>315,868</b>	<b>8,408</b>		<b>10,541</b>	

Missouri American Water Company  
 WSIRA 1 (January 2021 to July 2021) Eligible Projects  
 Retirements

In Service Date	Work Order	Tariff Group	Asset Type	Account	Profit Center	Work Order Description	Original Cost	Depr Rate	Dep Exp
03/01/21	R17-02D1.20-P-0001	STL County Water	Main	Relocation	1702	MOSL_MSD 2020 Investigations	(81)	1.39%	(1)
03/01/21	R17-02D1.20-P-0020	STL County Water	Main	Relocation	1702	MOSL-OLD_CHESTERFIELD_RD-8"CI-150'R	(382)	1.39%	(5)
03/01/21	R17-02D1.21-P-0007	STL County Water	Main	Relocation	1702	MOSL_Linden_Storm_Sewer-6" DI-300'	(3,635)	1.39%	(51)
04/01/21	R17-02D1.20-P-0024	STL County Water	Main	Relocation	1702	MOSL_Willow_Hill_Ladue_6_CI_90'_REL	(11,341)	1.39%	(158)
05/01/21	R17-02D1.18-P-0046	STL County Water	Main	Relocation	1702	MOSL-Villa-Dorado-8"CI-RELO	(519)	1.39%	(7)
05/01/21	R17-02D1.21-P-0002	STL County Water	Main	Relocation	1702	MOSL_Topping_Road_8" PVC_500'_RELO	(3,206)	1.39%	(45)
05/01/21	R17-02D1.21-P-0006	STL County Water	Main	Relocation	1702	MOSL-Brentwood_Ind_Dr-8" PVC_340'_R	(31,149)	1.39%	(433)
05/01/21	R17-02D1.21-P-0011	STL County Water	Hydrants	Relocation	1702	MOSL-Brentwood_Ind_Dr-8" PVC_900'_R	(5,213)	1.85%	(96)
05/01/21	R17-02D1.21-P-0011	STL County Water	Main	Relocation	1702	MOSL-Brentwood_Ind_Dr-8" PVC_900'_R	(40,563)	1.39%	(564)
06/01/21	R17-03D1.21-P-0002	Other MO Water	Main	Relocation	1703	MOSI_6th_Ave_Relocation	(5,342)	1.39%	(74)
07/01/21	R17-02D1.18-P-0039	STL County Water	Hydrants	Relocation	1702	MOSL-WASH/ELIZ-16_TR-FLEX-400-RELO	(4,691)	1.85%	(87)
07/01/21	R17-02D1.18-P-0039	STL County Water	Main	Relocation	1702	MOSL-WASH/ELIZ-16_TR-FLEX-400-RELO	(50,155)	1.39%	(697)
07/01/21	R17-02D1.20-P-0036	STL County Water	Hydrants	Relocation	1702	MOSL_NEW_FLORISS_PH-1_24" HDPE_1000	(191)	1.85%	(4)
07/01/21	R17-02D1.20-P-0036	STL County Water	Main	Relocation	1702	MOSL_NEW_FLORISS_PH-1_24" HDPE_1000	(19,922)	1.39%	(277)
07/01/21	R17-02D1.20-P-0037	STL County Water	Main	Relocation	1702	MOSL_WEST_FLORISSANT_30" DI_1500_RE	(15,867)	1.39%	(221)
07/01/21	R17-02D1.21-P-0010	STL County Water	Main	Relocation	1702	MOSL_NEW_FLORISS_PH-2_12" DI_1450_R	(39,622)	1.39%	(551)
07/01/21	R17-03D1.21-P-0002	Other MO Water	Main	Relocation	1703	MOSI_6th_Ave_Relocation	(1,640)	1.39%	(23)

Total Relocation Retirements

(233,523) (3,292)

In Service Date	Work Order	Tariff Group	Asset Type	Account	Profit Center	Work Order Description	Investment	Depr Rate	Dep Exp
01/01/21	R17-02C1.21-P-0003	STL County Water	Main	Replacement	1702	MAIN/VALVE JAN 11-17 2021	(5)	1.39%	(0)
01/01/21	R17-06H1.21-P-0001	Other MO Water	Meters	Replacement	1706	MOWB_Services and Laterals - Rpl Bl	(233)	2.40%	(6)
01/01/21	R17-12F1.21-P-0001	Other MO Water	Hydrants	Replacement	1712	MOJC_Hydrants Valves and Manholes-R	(636)	1.85%	(12)
02/01/21	R17-02C1.21-P-0002	STL County Water	Main	Replacement	1702	MAIN/VALVE JAN 4-10 2021	(1,271)	1.39%	(18)
02/01/21	R17-02F2.19-P-0007	STL County Water	Hydrants	Replacement	1702	MOSL-Fenton_Logistics-FH-HFT-369-RE	(6,324)	1.85%	(117)
02/01/21	R17-02F2.20-P-0008	STL County Water	Hydrants	Replacement	1702	MOSL_Retina_Inst_HBD-132_FH_RELO	(9,756)	1.85%	(180)
02/01/21	R17-02J1.20-P-0001	STL County Water	Meters	Replacement	1702	MOSL_Meters-Replaced-Blanket	(361,252)	2.40%	(8,670)
02/01/21	R17-02J1.21-P-0001	STL County Water	Meters	Replacement	1702	MOSL_Meters - Replaced Blanket	(529,483)	2.40%	(12,708)
02/01/21	R17-09I1.21-P-0001	Other MO Water	Meters	Replacement	1709	MOSC_Meters - Replaced Blanket	(18,260)	2.40%	(438)
02/01/21	R17-10I1.21-P-0001	Other MO Water	Meters	Replacement	1710	MOMX_Meters - Replaced Blanket	(4,044)	2.40%	(97)
02/01/21	R17-47C1.21-P-0001	Other MO Water	Main	Replacement	1747	MOWD_Mains - Unscheduled-Blanket	(2,929)	1.39%	(41)
03/01/21	R17-02B1.15-P-0254	STL County Water	Hydrants	Replacement	1702	MOSL_Richard_Ave_1900'_8" PVC_OBSL	(7,399)	1.85%	(137)
03/01/21	R17-02B1.15-P-0254	STL County Water	Main	Replacement	1702	MOSL_Richard_Ave_1900'_8" PVC_OBSL	(88,442)	1.39%	(1,229)
03/01/21	R17-02B1.17-P-0024	STL County Water	Main	Replacement	1702	MOSL_Pulitzer_Esmt_Retire_372'_OBSL	(30,734)	1.39%	(427)
03/01/21	R17-02B1.17-P-0030	STL County Water	Main	Replacement	1702	MOSL_HOGHOLLOW_ABASIN_30" VALVE_OBS	(522)	1.39%	(7)
03/01/21	R17-02B1.18-P-0055	STL County Water	Main	Replacement	1702	MOSL-DUNN/PERSHALL_PH_2_20_DI-1650'	(859)	1.39%	(12)
03/01/21	R17-02B1.19-P-0073	STL County Water	Hydrants	Replacement	1702	MOSL_SHACKELFORD_RETIRE_1991'_8" CI	(1,832)	1.85%	(34)
03/01/21	R17-02B1.19-P-0074	STL County Water	Main	Replacement	1702	MOSL_GLYN_CAGNY_PH1_12_PVC_3281_OBS	(399)	1.39%	(6)
03/01/21	R17-02B1.19-P-0075	STL County Water	Main	Replacement	1702	MOSL_GLYN_CAGNY_PH2_12_PVC_3281_OBS	(357)	1.39%	(5)
03/01/21	R17-02B1.19-P-0092	STL County Water	Hydrants	Replacement	1702	MOSL_HIGHLAND_RIDGE_DR_8" PVC_2200'	(463)	1.85%	(9)
03/01/21	R17-02B1.19-P-0109	STL County Water	Hydrants	Replacement	1702	MOSL_BRAEBURN_DR_8" PVC_1225'_OBSL	(15,485)	1.39%	(215)
03/01/21	R17-02B1.20-P-0024	STL County Water	Hydrants	Replacement	1702	MOSL_DUNN/PERSHALL_PH1-20" DI_2060'	(3,534)	1.85%	(65)
03/01/21	R17-02B1.20-P-0024	STL County Water	Main	Replacement	1702	MOSL_DUNN/PERSHALL_PH1-20" DI_2060'	(18,479)	1.39%	(257)
03/01/21	R17-02B1.20-P-0036	STL County Water	Main	Replacement	1702	MOSL_OAK_VALLEY_DR_PH1_8" PVC_1297'	(1,541)	1.39%	(21)
03/01/21	R17-02B2.17-P-0008	STL County Water	Hydrants	Replacement	1702	MOSL_ARCH_TERRACE_1300'_8" PVC_OBS	(10,217)	1.85%	(189)
03/01/21	R17-02B2.17-P-0008	STL County Water	Main	Replacement	1702	MOSL_ARCH_TERRACE_1300'_8" PVC_OBS	(106,538)	1.39%	(1,481)
03/01/21	R17-02B2.18-P-0099	STL County Water	Hydrants	Replacement	1702	MOSL_WEAVER_AVE_1354'_12" PVC_OBSL	(6,042)	1.85%	(112)
03/01/21	R17-02B2.19-P-0161	STL County Water	Hydrants	Replacement	1702	MOSL_GOETZ_AVE_8" PVC_1200'_OBSL	(5,946)	1.85%	(110)
03/01/21	R17-02B2.19-P-0161	STL County Water	Main	Replacement	1702	MOSL_GOETZ_AVE_8" PVC_1200'_OBSL	(94,917)	1.39%	(1,319)
03/01/21	R17-02B2.20-P-0074	STL County Water	Main	Replacement	1702	MOSL_LEWIS&CLARK_BLDV_12" PVC_1550'	(5,250)	1.39%	(73)
03/01/21	R17-02C1.20-P-0054	STL County Water	Main	Replacement	1702	MAIN/VALVE DEC 21-27 2020	(1,103)	1.39%	(15)
03/01/21	R17-02C1.20-P-0055	STL County Water	Main	Replacement	1702	MAIN/VALVE DEC 28 2020 - JAN 3 2021	(15,958)	1.39%	(222)
03/01/21	R17-02C1.21-P-0003	STL County Water	Main	Replacement	1702	MAIN/VALVE JAN 11-17 2021	(28,511)	1.39%	(396)
03/01/21	R17-02C1.21-P-0004	STL County Water	Main	Replacement	1702	MAIN/VALVE JAN 18-24 2021	(28,621)	1.39%	(398)
03/01/21	R17-02C1.21-P-0005	STL County Water	Main	Replacement	1702	MAIN/VALVE JAN 25-31 2021	(9,567)	1.39%	(133)
03/01/21	R17-02C1.21-P-0006	STL County Water	Main	Replacement	1702	MAIN/VALVE FEB 1-7 2021	(13,229)	1.39%	(184)
03/01/21	R17-02C1.21-P-0007	STL County Water	Main	Replacement	1702	MAIN/VALVE FEB 8-14 2021	(29,510)	1.39%	(410)
03/01/21	R17-02C1.21-P-0008	STL County Water	Main	Replacement	1702	MAIN/VALVE FEB 15-21 2021	(50,867)	1.39%	(707)
03/01/21	R17-02C1.21-P-0009	STL County Water	Main	Replacement	1702	MAIN/VALVE FEB 22-28 2021	(23,041)	1.39%	(320)
03/01/21	R17-02C1.21-P-0010	STL County Water	Main	Replacement	1702	MAIN/VALVE MAR 1-7 2021	(15,742)	1.39%	(219)
03/01/21	R17-02C1.21-P-0011	STL County Water	Main	Replacement	1702	MAIN/VALVE MAR 8-14 2021	(12,265)	1.39%	(171)
03/01/21	R17-02C1.21-P-0012	STL County Water	Main	Replacement	1702	MAIN/VALVE MAR 15-21 2021	(7,356)	1.39%	(102)
03/01/21	R17-02C1.21-P-0013	STL County Water	Main	Replacement	1702	MAIN/VALVE MAR 22-28	(7,779)	1.39%	(108)
03/01/21	R17-02F1.20-P-0055	STL County Water	Hydrants	Replacement	1702	HYDRANT DEC 28 2020 - JAN 3 2021	(2,466)	1.85%	(46)
03/01/21	R17-02F1.21-P-0002	STL County Water	Hydrants	Replacement	1702	HYDRANT JAN 4-10 2021	(23,755)	1.85%	(439)
03/01/21	R17-02F1.21-P-0003	STL County Water	Hydrants	Replacement	1702	HYDRANT JAN 11-17 2021	(22,069)	1.85%	(408)
03/01/21	R17-02F1.21-P-0004	STL County Water	Hydrants	Replacement	1702	HYDRANT JAN 18-24 2021	(19,704)	1.85%	(365)
03/01/21	R17-02F1.21-P-0005	STL County Water	Hydrants	Replacement	1702	HYDRANT JAN 25-31 2021	(14,554)	1.85%	(269)
03/01/21	R17-02F1.21-P-0006	STL County Water	Hydrants	Replacement	1702	HYDRANT FEB 1-7 2021	(2,942)	1.85%	(54)
03/01/21	R17-02F1.21-P-0008	STL County Water	Hydrants	Replacement	1702	HYDRANT FEB 15-21 2021	(7,250)	1.85%	(134)
03/01/21	R17-02F1.21-P-0010	STL County Water	Hydrants	Replacement	1702	HYDRANT MAR 1-7 2021	(10,614)	1.85%	(196)
03/01/21	R17-02F1.21-P-0011	STL County Water	Hydrants	Replacement	1702	HYDRANT MAR 8-14 2021	(1,832)	1.85%	(34)
03/01/21	R17-02F1.21-P-0012	STL County Water	Hydrants	Replacement	1702	HYDRANT MAR 15-21 2021	(23,066)	1.85%	(427)
03/01/21	R17-02F1.21-P-0013	STL County Water	Hydrants	Replacement	1702	HYDRANT MAR 22-28 2021	(35,448)	1.85%	(656)
03/01/21	R17-02F2.20-P-0009	STL County Water	Hydrants	Replacement	1702	MOSL_Page_at_Ferguson-FH-HPD-26_REL	(620)	1.85%	(11)
03/01/21	R17-02F2.21-P-0002	STL County Water	Hydrants	Replacement	1702	MOSL-Springdale_Ave_FH-HBK-86-RELO	(18,194)	1.85%	(337)
03/01/21	R17-02F2.21-P-0003	STL County Water	Hydrants	Replacement	1702	MOSL-St_Charles_Rock_Rd_FH-HBT-581-	(4,619)	1.85%	(85)
03/01/21	R17-02J1.21-P-0001	STL County Water	Meters	Replacement	1702	MOSL_Meters - Replaced Blanket	(292,481)	2.40%	(7,020)
03/01/21	R17-03B1.19-P-0010	Other MO Water	Main	Replacement	1703	MOSI_31st_Jules_6" PVC_1295'_RPL	(861)	1.39%	(12)
03/01/21	R17-03B1.19-P-0010	Other MO Water	Services	Replacement	1703	MOSI_31st_Jules_6" PVC_1295'_RPL	(12,665)	2.92%	(370)
03/01/21	R17-03B1.20-P-0004	Other MO Water	Hydrants	Replacement	1703	MOSI_Elizabeth_Herrington_1935ft_PV	(1,054)	1.85%	(20)
03/01/21	R17-03B1.20-P-0004	Other MO Water	Main	Replacement	1703	MOSI_Elizabeth_Herrington_1935ft_PV	(2,883)	1.39%	(40)
03/01/21	R17-03B1.21-P-0005	Other MO Water	Hydrants	Replacement	1703	MOSI_Powers_Dr_W Main Rpl PVC	(6,229)	1.85%	(115)
03/01/21	R17-03B1.21-P-0005	Other MO Water	Main	Replacement	1703	MOSI_Powers_Dr_W Main Rpl PVC	(1,080)	1.39%	(15)
03/01/21	R17-03B1.21-P-0005	Other MO Water	Services	Replacement	1703	MOSI_Powers_Dr_W Main Rpl PVC	(14,350)	2.92%	(419)
03/01/21	R17-03C1.20-P-0001	Other MO Water	Main	Replacement	1703	MOSI_Mains-Unscheduled Blanket	(3,466)	1.39%	(48)
03/01/21	R17-03C1.21-P-0001	Other MO Water	Main	Replacement	1703	MOSI_Mains - Unscheduled-Blanket	(4,865)	1.39%	(68)
03/01/21	R17-03C1.21-P-0002	Other MO Water	Main	Replacement	1703	MOSI_Chains_St_21st_to_22nd_16" Re	(5,237)	1.39%	(73)
03/01/21	R17-03F1.20-P-0001	Other MO Water	Hydrants	Replacement	1703	MOSI_Hydrants Valves Mnhs-Rep-Blan	(21,970)	1.85%	(406)
03/01/21	R17-03F1.20-P-0002	Other MO Water	Hydrants	Replacement	1703	MOSI_FH_Replacement_Package	(96,207)	1.85%	(1,780)
03/01/21	R17-03F1.21-P-0001	Other MO Water	Hydrants	Replacement	1703	MOSI_Hydrants Valves and Manholes-R	(53,390)	1.85%	(988)
03/01/21	R17-03H1.20-P-0001	Other MO Water	Meters	Replacement	1703	MOSI_Services and Laterals Rep-Blan	(1,173)	2.40%	(28)
03/01/21	R17-03H1.21-P-0001	Other MO Water	Meters	Replacement	1703	MOSI_Services and Laterals - Rpl Bl	(5,938)	2.40%	(143)
03/01/21	R17-03H1.21-P-0001	Other MO Water	Services	Replacement	1703	MOSI_Services and Laterals - Rpl Bl	(2,429)	2.92%	(71)

Missouri American Water Company  
 WSIRA 1 (January 2021 to July 2021) Eligible Projects  
 Retirements

In Service Date	Work Order	Tariff Group	Asset Type	Account	Profit Center	Work Order Description	Original Cost	Depr Rate	Dep Exp
03/01/21	R17-03J1.20-P-0001	Other MO Water	Meters	Replacement	1703	MOSJ_Meters-Replaced-Blanket	(1)	2.40%	(0)
03/01/21	R17-03J1.21-P-0001	Other MO Water	Meters	Replacement	1703	MOSJ_Meters - Replaced Blanket	(1)	2.40%	(0)
03/01/21	R17-04C1.21-P-0001	Other MO Water	Main	Replacement	1704	MOPV_Mains - Unsheduled-Blanket	(1,731)	1.39%	(24)
03/01/21	R17-04F1.21-P-0001	Other MO Water	Hydrants	Replacement	1704	MOPV_Hydrants Valves and Manholes-R	(6,760)	1.85%	(125)
03/01/21	R17-04H1.20-P-0001	Other MO Water	Meters	Replacement	1704	MOPV_Services and Laterals-Repl-Bla	(2,176)	2.40%	(52)
03/01/21	R17-04H1.21-P-0001	Other MO Water	Meters	Replacement	1704	MOPV_Services and Laterals - Rpl Bl	(66)	2.40%	(2)
03/01/21	R17-04H1.21-P-0001	Other MO Water	Services	Replacement	1704	MOPV_Services and Laterals - Rpl Bl	(1,624)	2.92%	(47)
03/01/21	R17-04I1.21-P-0001	Other MO Water	Meters	Replacement	1704	MOPV_Meters - Replaced Blanket	(54)	2.40%	(1)
03/01/21	R17-06C1.19-P-0001	Other MO Water	Main	Replacement	1706	Mains-Unsheduled-Blanket	(1)	1.39%	(0)
03/01/21	R17-06C1.20-P-0001	Other MO Water	Main	Replacement	1706	MOWB-Mains-Unsheduled Blanket	(83)	1.39%	(1)
03/01/21	R17-06C1.21-P-0001	Other MO Water	Main	Replacement	1706	MOWB_Mains - Unsheduled-Blanket	(4,136)	1.39%	(58)
03/01/21	R17-06F1.20-P-0001	Other MO Water	Hydrants	Replacement	1706	MOWB-Hydr Valves and Mnhls-Repl-Bla	(103)	1.85%	(2)
03/01/21	R17-06F1.21-P-0001	Other MO Water	Hydrants	Replacement	1706	MOWB_Hydrants Valves and Manholes-R	(4,612)	1.85%	(85)
03/01/21	R17-06H1.20-P-0001	Other MO Water	Meters	Replacement	1706	MOWB_Services and Laterals-Repl-Bla	(61)	2.40%	(1)
03/01/21	R17-06H1.21-P-0001	Other MO Water	Meters	Replacement	1706	MOWB_Services and Laterals - Rpl Bl	(3,225)	2.40%	(77)
03/01/21	R17-06H1.21-P-0001	Other MO Water	Services	Replacement	1706	MOWB_Services and Laterals - Rpl Bl	(8,978)	2.92%	(262)
03/01/21	R17-06I1.20-P-0001	Other MO Water	Meters	Replacement	1706	MOWB-Meters-Replaced-Blanket	(947)	2.40%	(23)
03/01/21	R17-06I1.21-P-0001	Other MO Water	Meters	Replacement	1706	MOWB_Meters - Replaced Blanket	(1,256)	2.40%	(30)
03/01/21	R17-08F1.20-P-0001	Other MO Water	Hydrants	Replacement	1708	MOBR_Hydr Valves and Mnhls-Repl-Bla	(1,836)	1.85%	(34)
03/01/21	R17-08J1.20-P-0001	Other MO Water	Meters	Replacement	1708	MOBR-Meters-Replaced-Blanket	(0)	2.40%	(0)
03/01/21	R17-08J1.21-P-0001	Other MO Water	Meters	Replacement	1708	MOBR_Meters - Replaced Blanket	(989)	2.40%	(24)
03/01/21	R17-09C1.20-P-0001	Other MO Water	Main	Replacement	1709	MOSC-Mains-Unsheduled Blanket	(80)	1.39%	(1)
03/01/21	R17-09C1.21-P-0001	Other MO Water	Main	Replacement	1709	MOSC_Mains - Unsheduled-Blanket	(30,625)	1.39%	(426)
03/01/21	R17-09C1.21-P-0002	Other MO Water	Main	Replacement	1709	MOSC_Mains - 8" Rpr-Salt Lick_at_Fo	(172)	1.39%	(2)
03/01/21	R17-09F1.20-P-0001	Other MO Water	Hydrants	Replacement	1709	MOSC_Hydr Vlvs and Mnhls-Repl-Blank	(4)	1.85%	(0)
03/01/21	R17-09F1.21-P-0001	Other MO Water	Hydrants	Replacement	1709	MOSC_Hydrants Valves and Manholes-R	(18,456)	1.85%	(341)
03/01/21	R17-09H1.20-P-0001	Other MO Water	Services	Replacement	1709	MOSC_Services and Laterals-Repl-Bla	(107)	2.92%	(3)
03/01/21	R17-09H1.21-P-0001	Other MO Water	Services	Replacement	1709	MOSC_Services and Laterals - Rpl Bl	(10,670)	2.92%	(312)
03/01/21	R17-09J1.20-P-0001	Other MO Water	Meters	Replacement	1709	MOSC-Meters-Replaced-Blanket	(4)	2.40%	(0)
03/01/21	R17-09J1.21-P-0001	Other MO Water	Meters	Replacement	1709	MOSC_Meters - Replaced Blanket	(9,770)	2.40%	(234)
03/01/21	R17-10C1.21-P-0001	Other MO Water	Main	Replacement	1710	MOMX_Mains - Unsheduled-Blanket	(3,802)	1.39%	(53)
03/01/21	R17-10F1.20-P-0001	Other MO Water	Hydrants	Replacement	1710	MOMX_Hydr Valves and Manholes-Blank	(38)	1.85%	(1)
03/01/21	R17-10H1.21-P-0001	Other MO Water	Services	Replacement	1710	MOMX_Services and Laterals - Rpl Bl	(1,886)	2.92%	(55)
03/01/21	R17-10J1.20-P-0001	Other MO Water	Meters	Replacement	1710	MOMX-Meters-Replaced-Blanket	(20)	2.40%	(0)
03/01/21	R17-10J1.21-P-0001	Other MO Water	Meters	Replacement	1710	MOMX_Meters - Replaced Blanket	(147)	2.40%	(4)
03/01/21	R17-11B1.19-P-0014	Other MO Water	Hydrants	Replacement	1711	MOJP_Grand_Falls_8000'_12"_DIP	(3,722)	1.85%	(69)
03/01/21	R17-11B1.20-P-0003	Other MO Water	Hydrants	Replacement	1711	MOJP Logan Dr. 2560'	(8,962)	1.85%	(166)
03/01/21	R17-11B1.20-P-0004	Other MO Water	Hydrants	Replacement	1711	MOJP_Oak Ave Phase 2 2500' 8"	(17,065)	1.85%	(316)
03/01/21	R17-11B1.20-P-0004	Other MO Water	Services	Replacement	1711	MOJP_Oak Ave Phase 2 2500' 8"	(576)	2.92%	(17)
03/01/21	R17-11B1.20-P-0006	Other MO Water	Hydrants	Replacement	1711	MOJP_Conner Ave 8" 950' DI	(4,038)	1.85%	(75)
03/01/21	R17-11B1.20-P-0007	Other MO Water	Main	Replacement	1711	MOJP-26th_St_8"_Main_Retirement_Onl	(594)	1.39%	(8)
03/01/21	R17-11B1.20-P-0009	Other MO Water	Hydrants	Replacement	1711	14th St Phase 1 1500' 12" DI	(643)	1.85%	(12)
03/01/21	R17-11B1.20-P-0010	Other MO Water	Hydrants	Replacement	1711	14th St Phase 2 1960' 12" DI	(4,439)	1.85%	(82)
03/01/21	R17-11B1.20-P-0013	Other MO Water	Hydrants	Replacement	1711	22nd & Highway 660' 8" PVC	(3,226)	1.85%	(60)
03/01/21	R17-11B1.20-P-0014	Other MO Water	Hydrants	Replacement	1711	7th & Club St 2800' 8" DI	(6,674)	1.85%	(123)
03/01/21	R17-11C1.19-P-0001	Other MO Water	Main	Replacement	1711	Mains Unsheduled-Blanket	(1)	1.39%	(0)
03/01/21	R17-11C1.20-P-0001	Other MO Water	Main	Replacement	1711	MOJP-Mains-Unsheduled Blanket	(671)	1.39%	(9)
03/01/21	R17-11C1.21-P-0001	Other MO Water	Main	Replacement	1711	MOJP_Mains - Unsheduled-Blanket	(11,213)	1.39%	(156)
03/01/21	R17-11F1.20-P-0001	Other MO Water	Hydrants	Replacement	1711	MOJP_Hydr Valves and Manholes-Blank	(5,822)	1.85%	(108)
03/01/21	R17-11F1.20-P-0001	Other MO Water	Main	Replacement	1711	MOJP_Hydr Valves and Manholes-Blank	(3,392)	1.39%	(47)
03/01/21	R17-11F1.21-P-0001	Other MO Water	Hydrants	Replacement	1711	MOJP_Hydrants Valves and Manholes-R	(2,714)	1.85%	(50)
03/01/21	R17-11F1.21-P-0001	Other MO Water	Main	Replacement	1711	MOJP_Hydrants Valves and Manholes-R	(3,431)	1.39%	(48)
03/01/21	R17-11H1.19-P-0001	Other MO Water	Services	Replacement	1711	Services and Laterals Repl-Blanket	(13)	2.92%	(0)
03/01/21	R17-11H1.20-P-0001	Other MO Water	Services	Replacement	1711	MOJP_Services and Laterals-Repl-Bla	(9,055)	2.92%	(264)
03/01/21	R17-11H1.21-P-0001	Other MO Water	Services	Replacement	1711	MOJP_Replace Services	(27,182)	2.92%	(794)
03/01/21	R17-11J1.20-P-0001	Other MO Water	Meters	Replacement	1711	MOJP-Meters-Replaced-Blanket	(1)	2.40%	(0)
03/01/21	R17-11J1.21-P-0001	Other MO Water	Meters	Replacement	1711	MOJP_Meters - Replaced Blanket	(3)	2.40%	(0)
03/01/21	R17-12C1.21-P-0001	Other MO Water	Main	Replacement	1712	MOJC_Mains - Unsheduled-Blanket	(16,150)	1.39%	(224)
03/01/21	R17-12F1.20-P-0001	Other MO Water	Hydrants	Replacement	1712	MOJC_Hydr Valves and Mnhls-Repl-Bla	(2)	1.85%	(0)
03/01/21	R17-12F1.21-P-0001	Other MO Water	Hydrants	Replacement	1712	MOJC_Hydrants Valves and Manholes-R	(7,137)	1.85%	(132)
03/01/21	R17-12J1.21-P-0001	Other MO Water	Meters	Replacement	1712	MOJC_Meters - Replaced Blanket	(10,385)	2.40%	(249)
03/01/21	R17-23C1.20-P-0001	Other MO Water	Main	Replacement	1723	MOWH-Mains_Unsheduled_Blanket	(1)	1.39%	(0)
03/01/21	R17-24H1.20-P-0001	Other MO Water	Meters	Replacement	1724	Services and Laterals - Repl - Blan	(1)	2.40%	(0)
03/01/21	R17-24H1.21-P-0001	Other MO Water	Services	Replacement	1724	MOMW_Services - Repalced Blanket	(36)	2.92%	(1)
03/01/21	R17-24J1.21-P-0001	Other MO Water	Meters	Replacement	1724	MOMW_Meters - Repalced Blanket	(1)	2.40%	(0)
03/01/21	R17-41C1.21-P-0001	Other MO Water	Main	Replacement	1741	MORD_Mains - Unsheduled-Blanket	(6,076)	1.39%	(84)
03/01/21	R17-43C1.21-P-0001	Other MO Water	Main	Replacement	1743	MOHH_Mains - Unsheduled-Blanket	(50)	1.39%	(1)
03/01/21	R17-47C1.21-P-0001	Other MO Water	Main	Replacement	1747	MOWD_Mains - Unsheduled-Blanket	(4,900)	1.39%	(68)
03/01/21	R17-47F1.21-P-0001	Other MO Water	Hydrants	Replacement	1747	MOWD_Hydrants Valves and Manholes-R	(3,139)	1.85%	(58)
03/01/21	R17-53C1.21-P-0001	Other MO Water	Main	Replacement	1753	MOLS_Mains - Unsheduled-Blanket	(614)	1.39%	(9)
03/01/21	R17-53F1.21-P-0001	Other MO Water	Hydrants	Replacement	1753	MOLS_Hydrants Valves and Manholes-R	(2,598)	1.85%	(48)
03/01/21	R17-53H1.21-P-0001	Other MO Water	Meters	Replacement	1753	MOLS-Services - Repalced Blanket	(11,043)	2.40%	(265)
03/01/21	R17-55C1.21-P-0001	Other MO Water	Main	Replacement	1755	MOBM_Mains - Unsheduled-Blanket	(36,665)	1.39%	(510)
03/01/21	R17-55H1.21-P-0001	Other MO Water	Services	Replacement	1755	MOBM_Services and Laterals-Rpl Bl	(19,927)	2.92%	(523)
04/01/21	R17-01L1.20-P-0010	Other MO Water	Pumping	Replacement	1710	MX HWY 54 BOOSTER PUMP UPGRADE	(1,086)	1.89%	(21)
04/01/21	R17-02B1.15-P-0212	STL County Water	Hydrants	Replacement	1702	Lakeshire_Dr_1280'_8"_PVC_OBSL	(7,731)	1.85%	(143)
04/01/21	R17-02B1.19-P-0054	STL County Water	Hydrants	Replacement	1702	MOSL_Big_Bend_Bldv_Ph3_16'_3100'_DI	(27,992)	1.85%	(518)
04/01/21	R17-02B1.19-P-0054	STL County Water	Main	Replacement	1702	MOSL_Big_Bend_Bldv_Ph3_16'_3100'_DI	(77,230)	1.39%	(1,073)
04/01/21	R17-02B1.20-P-0006	STL County Water	Main	Replacement	1702	MOSL_LINDBERGH_GUELBRETH_20"_PH4_OB	(1,505)	1.39%	(21)
04/01/21	R17-02B1.20-P-0030	STL County Water	Hydrants	Replacement	1702	MOSL_CLAYMONT_EST_DR_16"_TRFLX_5466	(8,317)	1.85%	(154)
04/01/21	R17-02B1.20-P-0030	STL County Water	Main	Replacement	1702	MOSL_CLAYMONT_EST_DR_16"_TRFLX_5466	(2,253)	1.39%	(31)
04/01/21	R17-02C1.21-P-0014	STL County Water	Main	Replacement	1702	MAIN/VALVE MAR 29 - APR 4 2021	(6,815)	1.39%	(95)
04/01/21	R17-02C1.21-P-0015	STL County Water	Main	Replacement	1702	MAIN/VALVE APR 5-11 2021	(12,600)	1.39%	(175)
04/01/21	R17-02C1.21-P-0016	STL County Water	Main	Replacement	1702	MAIN/VALVE APR 12-18 2021	(9,264)	1.39%	(129)
04/01/21	R17-02C1.21-P-0017	STL County Water	Main	Replacement	1702	MAIN/VALVE APR 19-25 2021	(12,861)	1.39%	(179)
04/01/21	R17-02F1.21-P-0014	STL County Water	Hydrants	Replacement	1702	HYDRANT MAR 29 - APR 4 2021	(17,098)	1.85%	(316)
04/01/21	R17-02F1.21-P-0015	STL County Water	Hydrants	Replacement	1702	HYDRANT APR 5-11 2021	(14,587)	1.85%	(270)
04/01/21	R17-02F1.21-P-0016	STL County Water	Hydrants	Replacement	1702	HYDRANT APR 12-18 2021	(20,983)	1.85%	(388)
04/01/21	R17-02J1.21-P-0001	STL County Water	Meters	Replacement	1702	MOSL_Meters - Replaced Blanket	(1,027,543)	2.40%	(24,661)
04/01/21	R17-02Q1.20-P-0035	STL County Water	Pumping	Replacement	1702	NCP-HS 4 Sec Stage Motor Replacemen	(2,682)	3.95%	(106)
04/01/21	R17-03B1.21-P-0003	Other MO Water	Hydrants	Replacement	1703	MOSI_18th_Calhoum_W Main Rpl PVC	(14,146)	1.85%	(262)
04/01/21	R17-03B1.21-P-0003	Other MO Water	Main	Replacement	1703	MOSI_18th_Calhoum_W Main Rpl PVC	(17,971)	1.39%	(250)
04/01/21	R17-03C1.21-P-0001	Other MO Water	Main	Replacement	1703	MOSI_Mains - Unsheduled-Blanket	(7,247)	1.39%	(101)
04/01/21	R17-03F1.21-P-0001	Other MO Water	Hydrants	Replacement	1703	MOSI_Hydrants Valves and Manholes-R	(51,336)	1.85%	(950)
04/01/21	R17-03H1.21-P-0001	Other MO Water	Meters	Replacement	1703	MOSI_Services and Laterals - Rpl Bl	(1,694)	2.40%	(41)
04/01/21	R17-04F1.21-P-0001	Other MO Water	Hydrants	Replacement	1704	MOPV_Hydrants Valves and Manholes-R	(5,134)	1.85%	(95)
04/01/21	R17-04H1.19-P-0001	Other MO Water	Meters	Replacement	1704	Services and Laterals Repl-Blanket	(28)	2.40%	(1)

Missouri American Water Company  
 WSIRA 1 (January 2021 to July 2021) Eligible Projects  
 Retirements

In Service Date	Work Order	Tariff Group	Asset Type	Account	Profit Center	Work Order Description	Original Cost	Depr Rate	Dep Exp
04/01/21	R17-04H1.21-P-0001	Other MO Water	Meters	Replacement	1704	MOPV_Services and Laterals - Rpl Bl	(48)	2.40%	(1)
04/01/21	R17-04I1.21-P-0001	Other MO Water	Meters	Replacement	1704	MOPV_Meters - Replaced Blanket	(27)	2.40%	(1)
04/01/21	R17-06C1.20-P-0001	Other MO Water	Main	Replacement	1706	MOWB-Mains-Unscheduled-Blanket	(16)	1.39%	(0)
04/01/21	R17-06C1.21-P-0001	Other MO Water	Main	Replacement	1706	MOWB_Valves - Unscheduled-Blanket	(109)	1.39%	(2)
04/01/21	R17-06F1.20-P-0001	Other MO Water	Hydrants	Replacement	1706	MOWB-Hydr Valves and MnHls-Repl-Bla	(31)	1.85%	(1)
04/01/21	R17-06F1.21-P-0001	Other MO Water	Hydrants	Replacement	1706	MOWB_Hydrants Valves and Manholes-R	(4,808)	1.85%	(89)
04/01/21	R17-06H1.20-P-0001	Other MO Water	Meters	Replacement	1706	MOWB_Services and Laterals-Repl-Bla	(12)	2.40%	(0)
04/01/21	R17-06H1.21-P-0001	Other MO Water	Meters	Replacement	1706	MOWB_Services and Laterals - Rpl Bl	(348)	2.40%	(8)
04/01/21	R17-06H1.21-P-0001	Other MO Water	Services	Replacement	1706	MOWB_Services and Laterals - Rpl Bl	(13,878)	2.92%	(405)
04/01/21	R17-06I1.21-P-0001	Other MO Water	Meters	Replacement	1706	MOWB_Meters - Replaced Blanket	(750)	2.40%	(18)
04/01/21	R17-08H1.21-P-0001	Other MO Water	Services	Replacement	1708	MOBR_Services and Laterals - Rpl Bl	(5,294)	2.92%	(155)
04/01/21	R17-09C1.21-P-0001	Other MO Water	Main	Replacement	1709	MOSC_Mains - Unscheduled-Blanket	(572)	1.39%	(8)
04/01/21	R17-09F1.21-P-0001	Other MO Water	Hydrants	Replacement	1709	MOSC_Hydrants Valves and Manholes-R	(649)	1.85%	(12)
04/01/21	R17-09H1.20-P-0001	Other MO Water	Services	Replacement	1709	MOSC_Services and Laterals-Repl-Bla	(18)	2.92%	(1)
04/01/21	R17-09H1.21-P-0001	Other MO Water	Services	Replacement	1709	MOSC_Services and Laterals - Rpl Bl	(1,375)	2.92%	(40)
04/01/21	R17-09I1.20-P-0001	Other MO Water	Meters	Replacement	1709	MOSC-Meters-Replaced-Blanket	(2)	2.40%	(0)
04/01/21	R17-09I1.21-P-0001	Other MO Water	Meters	Replacement	1709	MOSC_Meters - Replaced Blanket	(23,986)	2.40%	(576)
04/01/21	R17-10C1.21-P-0001	Other MO Water	Main	Replacement	1710	MOMX_Mains - Unscheduled-Blanket	(147)	1.39%	(2)
04/01/21	R17-10F1.21-P-0001	Other MO Water	Hydrants	Replacement	1710	MOMX_Hydrants Valves and Manholes-R	(854)	1.85%	(16)
04/01/21	R17-10I1.21-P-0001	Other MO Water	Meters	Replacement	1710	MOMX_Meters - Replaced Blanket	(14,335)	2.40%	(344)
04/01/21	R17-11C1.21-P-0001	Other MO Water	Main	Replacement	1711	MOJP_Mains - Unscheduled-Blanket	(1,764)	1.39%	(25)
04/01/21	R17-11F1.21-P-0001	Other MO Water	Hydrants	Replacement	1711	MOJP_Hydrants Valves and Manholes-R	(900)	1.85%	(17)
04/01/21	R17-11F1.21-P-0001	Other MO Water	Main	Replacement	1711	MOJP_Hydrants Valves and Manholes-R	(17,094)	1.39%	(238)
04/01/21	R17-11H1.21-P-0001	Other MO Water	Services	Replacement	1711	MOJP_Replace Services	(14,598)	2.92%	(426)
04/01/21	R17-11I1.21-P-0001	Other MO Water	Meters	Replacement	1711	MOJP_Meters - Replaced Blanket	(724,812)	2.40%	(17,396)
04/01/21	R17-12C1.21-P-0001	Other MO Water	Main	Replacement	1712	MOJC_Mains - Unscheduled-Blanket	(32,926)	1.39%	(458)
04/01/21	R17-12F1.21-P-0001	Other MO Water	Hydrants	Replacement	1712	MOJC_Hydrants Valves and Manholes-R	(2)	1.85%	(0)
04/01/21	R17-12I1.20-P-0001	Other MO Water	Meters	Replacement	1712	Meters-Replaced-Blanket	(1,123)	2.40%	(27)
04/01/21	R17-12I1.21-P-0001	Other MO Water	Meters	Replacement	1712	MOJC_Meters - Replaced Blanket	(100,514)	2.40%	(2,412)
04/01/21	R17-23H1.21-P-0001	Other MO Water	Meters	Replacement	1723	Services - Repalced Blanket	(2)	2.40%	(0)
04/01/21	R17-47C1.21-P-0001	Other MO Water	Main	Replacement	1747	MOWD_Mains - Unscheduled-Blanket	(4,785)	1.39%	(67)
04/01/21	R17-47F1.21-P-0001	Other MO Water	Hydrants	Replacement	1747	MOWD_Hydrants Valves and Manholes-R	(3,756)	1.85%	(69)
04/01/21	R17-55C1.21-P-0001	Other MO Water	Main	Replacement	1755	MOBM_Mains - Unscheduled-Blanket	(22,772)	1.39%	(317)
04/01/21	R17-55F1.21-P-0001	Other MO Water	Hydrants	Replacement	1755	MOBMB_Hydrants Valves and Manholes-	(4,098)	1.85%	(76)
04/01/21	R17-55I1.21-P-0001	Other MO Water	Meters	Replacement	1755	MOBM_Meters - Replaced Blanket	(2,322)	2.40%	(56)
05/01/21	R17-02B1.20-P-0072	STL County Water	Hydrants	Replacement	1702	MOSL_St_Michaels_Ct_1900'_12" DI_OB	(11,489)	1.85%	(213)
05/01/21	R17-02B1.20-P-0072	STL County Water	Hydrants	Replacement	1702	MOSL_St_Michaels_Ct_1900'_12" DI_OB	(163,774)	1.39%	(2,276)
05/01/21	R17-02B2.19-P-0157	STL County Water	Hydrants	Replacement	1702	MOSL_E_GLENDALE_RD_PH2_8" PVC_1455'	(4,587)	1.85%	(85)
05/01/21	R17-02B2.19-P-0157	STL County Water	Main	Replacement	1702	MOSL_E_GLENDALE_RD_PH2_8" PVC_1455'	(119,512)	1.39%	(1,661)
05/01/21	R17-02B2.19-P-0209	STL County Water	Hydrants	Replacement	1702	MOSL_MCDONALD_PL_8" PVC_1190'_OBSL	(6,006)	1.85%	(111)
05/01/21	R17-02B2.19-P-0209	STL County Water	Main	Replacement	1702	MOSL_MCDONALD_PL_8" PVC_1190'_OBSL	(88,488)	1.39%	(1,230)
05/01/21	R17-02B2.19-P-0244	STL County Water	Hydrants	Replacement	1702	MOSL_LILAC_DR_PH1_8" PVC_1125'_OBSL	(12,477)	1.85%	(231)
05/01/21	R17-02B2.19-P-0245	STL County Water	Main	Replacement	1702	MOSL_LILAC_DR_PH2_8" PVC_1690'_OBSL	(120,636)	1.39%	(1,677)
05/01/21	R17-02B2.19-P-0246	STL County Water	Hydrants	Replacement	1702	MOSL_LILAC_DR_PH3_8" PVC_1175'_OBSL	(6,238)	1.85%	(115)
05/01/21	R17-02B2.19-P-0246	STL County Water	Main	Replacement	1702	MOSL_LILAC_DR_PH3_8" PVC_1175'_OBSL	(84,713)	1.39%	(1,178)
05/01/21	R17-02B2.19-P-0278	STL County Water	Main	Replacement	1702	MOSL_CENTRAL_AVE_8" PVC_1525'_OBSL	(1,198)	1.39%	(17)
05/01/21	R17-02B2.19-P-0294	STL County Water	Hydrants	Replacement	1702	MOSL_VISCOUNT_DRIVE_8" PVC_2444'_OB	(21,638)	1.85%	(400)
05/01/21	R17-02B2.19-P-0294	STL County Water	Main	Replacement	1702	MOSL_VISCOUNT_DRIVE_8" PVC_2444'_OB	(172,117)	1.39%	(2,392)
05/01/21	R17-02B2.19-P-0295	STL County Water	Hydrants	Replacement	1702	MOSL_EDGEFIELD_DR_8" PVC_2428'_OBSL	(11,237)	1.85%	(207)
05/01/21	R17-02B2.19-P-0295	STL County Water	Main	Replacement	1702	MOSL_EDGEFIELD_DR_8" PVC_2428'_OBSL	(184,930)	1.39%	(2,571)
05/01/21	R17-02B2.19-P-0314	STL County Water	Hydrants	Replacement	1702	MOSL_GREENBRIAR_DR_945'_12" PVC_OBS	(7,602)	1.85%	(141)
05/01/21	R17-02B2.19-P-0314	STL County Water	Main	Replacement	1702	MOSL_GREENBRIAR_DR_945'_12" PVC_OBS	(73,518)	1.39%	(1,022)
05/01/21	R17-02B2.19-P-0318	STL County Water	Hydrants	Replacement	1702	MOSL_LADUE_MANOR_LN_2285'_12" PVC_O	(11,950)	1.85%	(221)
05/01/21	R17-02B2.19-P-0318	STL County Water	Main	Replacement	1702	MOSL_LADUE_MANOR_LN_2285'_12" PVC_O	(165,234)	1.39%	(2,297)
05/01/21	R17-02B2.19-P-0322	STL County Water	Main	Replacement	1702	MOSL_ERINDA_AVE_903'_8" PVC_OBSL	(39,104)	1.39%	(544)
05/01/21	R17-02B2.19-P-0349	STL County Water	Main	Replacement	1702	MOSL_NOAH_DR_8" PVC_292'_OBSL	(23,523)	1.39%	(327)
05/01/21	R17-02B2.19-P-0350	STL County Water	Main	Replacement	1702	MOSL_HENGUIN_DR_8" PVC_987'_OBSL	(79,654)	1.39%	(1,107)
05/01/21	R17-02B2.19-P-0379	STL County Water	Hydrants	Replacement	1702	MOSL_BLACK_CREEK_LN_12" PVC_1455'_O	(15,041)	1.85%	(278)
05/01/21	R17-02B2.19-P-0379	STL County Water	Main	Replacement	1702	MOSL_BLACK_CREEK_LN_12" PVC_1455'_O	(116,778)	1.39%	(1,623)
05/01/21	R17-02B2.19-P-0412	STL County Water	Hydrants	Replacement	1702	MOSL_LEETON_AVE_8" PVC_1460'_OBSL	(2,661)	1.85%	(49)
05/01/21	R17-02B2.19-P-0412	STL County Water	Main	Replacement	1702	MOSL_LEETON_AVE_8" PVC_1460'_OBSL	(109,934)	1.39%	(1,528)
05/01/21	R17-02B2.19-P-0413	STL County Water	Hydrants	Replacement	1702	MOSL_WEST_AVE_8" PVC_370'_OBSL	(692)	1.85%	(13)
05/01/21	R17-02B2.19-P-0413	STL County Water	Main	Replacement	1702	MOSL_WEST_AVE_8" PVC_370'_OBSL	(27,913)	1.39%	(388)
05/01/21	R17-02B2.19-P-0415	STL County Water	Hydrants	Replacement	1702	MOSL_SCRANTON_AVE_8" PVC_1460'_OBSL	(2,608)	1.85%	(48)
05/01/21	R17-02B2.19-P-0415	STL County Water	Main	Replacement	1702	MOSL_SCRANTON_AVE_8" PVC_1460'_OBSL	(108,925)	1.39%	(1,514)
05/01/21	R17-02B2.19-P-0427	STL County Water	Hydrants	Replacement	1702	MOSL_MIDLAND_BLDV_PH1_8" PVC_1250'	(6,287)	1.85%	(116)
05/01/21	R17-02B2.19-P-0427	STL County Water	Main	Replacement	1702	MOSL_MIDLAND_BLDV_PH1_8" PVC_1250'	(55,079)	1.39%	(766)
05/01/21	R17-02B2.19-P-0428	STL County Water	Main	Replacement	1702	MOSL_MIDLAND_BLDV_PH2_8" PVC_830_O	(545)	1.39%	(8)
05/01/21	R17-02B2.19-P-0429	STL County Water	Main	Replacement	1702	MOSL_MIDLAND_BLDV_PH3_8" PVC_1095'	(76,191)	1.39%	(1,059)
05/01/21	R17-02B2.19-P-0430	STL County Water	Hydrants	Replacement	1702	MOSL_OLD_JAMEST_RD_P1_12" PVC_2100'	(695)	1.85%	(13)
05/01/21	R17-02B2.19-P-0431	STL County Water	Hydrants	Replacement	1702	MOSL_OLD_JAMEST_RD_P2_12" PVC_2000'	(5,081)	1.85%	(94)
05/01/21	R17-02B2.19-P-0458	STL County Water	Hydrants	Replacement	1702	MOSL_MURAT_DR_8" PVC_1280'_OBSL	(4,571)	1.85%	(85)
05/01/21	R17-02B2.19-P-0472	STL County Water	Hydrants	Replacement	1702	MOSL_CLAYTON_DOWNS_LN_8" PVC_1400'_	(8,562)	1.85%	(158)
05/01/21	R17-02B2.19-P-0472	STL County Water	Main	Replacement	1702	MOSL_CLAYTON_DOWNS_LN_8" PVC_1400'_	(114,177)	1.39%	(1,587)
05/01/21	R17-02B2.20-P-0047	STL County Water	Hydrants	Replacement	1702	MOSL_BROWNELL_AVE_8" PVC_1350'_OBSL	(6,688)	1.85%	(124)
05/01/21	R17-02B2.20-P-0047	STL County Water	Main	Replacement	1702	MOSL_BROWNELL_AVE_8" PVC_1350'_OBSL	(100,562)	1.39%	(1,398)
05/01/21	R17-02B2.20-P-0082	STL County Water	Main	Replacement	1702	MOSL_MIDLAND_BLDV_8" PVC_1775'_OBSL	(95,454)	1.39%	(1,327)
05/01/21	R17-02B2.21-P-0059	STL County Water	Hydrants	Replacement	1702	MOSL_CLAYCHESTER_DR_8" PVC_1725'_OB	(5,154)	1.85%	(95)
05/01/21	R17-02B2.21-P-0059	STL County Water	Main	Replacement	1702	MOSL_CLAYCHESTER_DR_8" PVC_1725'_OB	(134,711)	1.39%	(1,872)
05/01/21	R17-02B2.21-P-0068	STL County Water	Hydrants	Replacement	1702	MOSL_SCUDDER_AVE_8" DI_650'_OBSL	(13,605)	1.85%	(252)
05/01/21	R17-02B2.21-P-0068	STL County Water	Main	Replacement	1702	MOSL_SCUDDER_AVE_8" DI_650'_OBSL	(131,584)	1.39%	(1,829)
05/01/21	R17-02C1.21-P-0018	STL County Water	Main	Replacement	1702	MAIN/VALVE APR 20 - MAY 2 2021	(7,888)	1.39%	(110)
05/01/21	R17-02C1.21-P-0019	STL County Water	Main	Replacement	1702	R17-02C1.21-P-0019	(12,100)	1.39%	(168)
05/01/21	R17-02C1.21-P-0020	STL County Water	Main	Replacement	1702	R17-02C1.21-P-0020	(12,713)	1.39%	(177)
05/01/21	R17-02C1.21-P-0021	STL County Water	Main	Replacement	1702	R17-02C1.21-P-0021	(9,418)	1.39%	(131)
05/01/21	R17-02F1.21-P-0018	STL County Water	Hydrants	Replacement	1702	HYDRANT APR 26 - MAY 2 2021	(21,869)	1.85%	(405)
05/01/21	R17-02F1.21-P-0019	STL County Water	Hydrants	Replacement	1702	Services and Laterals New - Blanket	(24,644)	1.85%	(456)
05/01/21	R17-02F1.21-P-0020	STL County Water	Hydrants	Replacement	1702	MAIN/VALVE APR 19-25 2021	(3,889)	1.85%	(72)
05/01/21	R17-02F1.21-P-0021	STL County Water	Hydrants	Replacement	1702	MAIN/VALVE APR 19-25 2021	(5,672)	1.85%	(105)
05/01/21	R17-03C1.20-P-0001	Other MO Water	Main	Replacement	1703	MOSI_Mains-Unscheduled-Blanket	(618)	1.39%	(9)
05/01/21	R17-03C1.21-P-0001	Other MO Water	Main	Replacement	1703	MOSI_Mains - Unscheduled-Blanket	(15,865)	1.39%	(221)
05/01/21	R17-03F1.21-P-0001	Other MO Water	Hydrants	Replacement	1703	MOSI_Hydrants Valves and Manholes-R	(37,296)	1.85%	(690)
05/01/21	R17-03H1.21-P-0001	Other MO Water	Meters	Replacement	1703	MOSI_Services and Laterals - Rpl Bl	(186)	2.40%	(4)
05/01/21	R17-04H1.21-P-0001	Other MO Water	Meters	Replacement	1704	MOPV_Services and Laterals - Rpl Bl	(7,851)	2.40%	(188)
05/01/21	R17-04H1.21-P-0001	Other MO Water	Services	Replacement	1704	MOPV_Services and Laterals - Rpl Bl	(14,306)	2.92%	(418)
05/01/21	R17-06C1.21-P-0001	Other MO Water	Main	Replacement	1706	MOWB_Mains - Unscheduled-Blanket	(717)	1.39%	(10)
05/01/21	R17-09C1.21-P-0001	Other MO Water	Main	Replacement	1709	MOSC_Mains - Unscheduled-Blanket	(442)	1.39%	(6)

Missouri American Water Company  
 WSIRA 1 (January 2021 to July 2021) Eligible Projects  
 Retirements

In Service Date	Work Order	Tariff Group	Asset Type	Account	Profit Center	Work Order Description	Original Cost	Depr Rate	Dep Exp
05/01/21	R17-09H1.21-P-0001	Other MO Water	Services	Replacement	1709	MOSC_Services and Laterals - Rpl Bl	(1,289)	2.92%	(38)
05/01/21	R17-09I1.21-P-0001	Other MO Water	Meters	Replacement	1709	MOSC_Meters - Replaced Blanket	(10,525)	2.40%	(253)
05/01/21	R17-10C1.21-P-0001	Other MO Water	Main	Replacement	1710	MOMX_Mains - Unscheduled-Blanket	(254)	1.39%	(4)
05/01/21	R17-11B1.21-P-0003	Other MO Water	Main	Replacement	1711	MOJP_45th & Lorraine Dr. 900' 2"	(10,766)	1.39%	(150)
05/01/21	R17-11B1.21-P-0003	Other MO Water	Services	Replacement	1711	MOJP_45th & Lorraine Dr. 900' 2"	(20,331)	2.92%	(594)
05/01/21	R17-11C1.21-P-0001	Other MO Water	Main	Replacement	1711	MOJP_Mains - Unscheduled-Blanket	(384)	1.39%	(5)
05/01/21	R17-11H1.21-P-0001	Other MO Water	Services	Replacement	1711	MOJP_Replace Services	(5,000)	2.92%	(146)
05/01/21	R17-11I1.21-P-0001	Other MO Water	Meters	Replacement	1711	MOJP_Meters - Replaced Blanket	(8,748)	2.40%	(210)
05/01/21	R17-12C1.21-P-0001	Other MO Water	Main	Replacement	1712	MOJC_Mains - Unscheduled-Blanket	(240)	1.39%	(3)
05/01/21	R17-12I1.20-P-0001	Other MO Water	Meters	Replacement	1712	Meters-Replaced-Blanket	(363)	2.40%	(9)
05/01/21	R17-23C1.21-P-0002	Other MO Water	Main	Replacement	1723	White Branch 2' PVC & Valve Replace	(759)	1.39%	(11)
05/01/21	R17-23C1.21-P-0002	Other MO Water	Services	Replacement	1723	White Branch 2' PVC & Valve Replace	(8)	2.92%	(0)
05/01/21	R17-24H1.21-P-0001	Other MO Water	Meters	Replacement	1724	MOMW_Services - Repalced Blanket	(360)	2.40%	(9)
05/01/21	R17-24H1.21-P-0001	Other MO Water	Services	Replacement	1724	MOMW_Services - Repalced Blanket	(12)	2.92%	(0)
05/01/21	R17-53H1.21-P-0001	Other MO Water	Meters	Replacement	1753	MOLS-Services - Repalced Blanket	(2,646)	2.40%	(64)
05/01/21	R17-53H1.21-P-0001	Other MO Water	Services	Replacement	1753	MOLS-Services - Repalced Blanket	(1,902)	2.92%	(56)
05/01/21	R17-55C1.21-P-0001	Other MO Water	Main	Replacement	1755	MOBM_Mains - Unscheduled-Blanket	(4,680)	1.39%	(65)
05/01/21	R17-55H1.21-P-0001	Other MO Water	Services	Replacement	1755	MOBM_Services and Laterals-Rpl Blan	(1,975)	2.92%	(58)
06/01/21	R17-02B1.11-P-0158	STL County Water	Main	Replacement	1702	OBSL - Wachtel Ave. E11-488 AS	(169,957)	1.39%	(2,362)
06/01/21	R17-02B1.20-P-0045	STL County Water	Main	Replacement	1702	MOSL_HANLEY_IND_CT_PH2_12".PVC_1700	(10,725)	1.39%	(149)
06/01/21	R17-02B1.21-P-0009	STL County Water	Main	Replacement	1702	MOSL_Bellefontaine_Rd_12".HDPE_150'	(81)	1.39%	(1)
06/01/21	R17-02B2.17-P-0010	STL County Water	Hydrants	Replacement	1702	MOSL_MOORLANDS_DR_PH1_975'.8".PVC_	(3,875)	1.85%	(72)
06/01/21	R17-02B2.17-P-0010	STL County Water	Main	Replacement	1702	MOSL_MOORLANDS_DR_PH1_975'.8".PVC_	(78,134)	1.39%	(1,086)
06/01/21	R17-02B2.19-P-0132	STL County Water	Hydrants	Replacement	1702	MOSL_FORESTWOOD_DR_PH1_8".PVC_2500'	(17,180)	1.85%	(318)
06/01/21	R17-02B2.19-P-0132	STL County Water	Main	Replacement	1702	MOSL_FORESTWOOD_DR_PH1_8".PVC_2500'	(193,100)	1.39%	(2,684)
06/01/21	R17-02B2.19-P-0133	STL County Water	Hydrants	Replacement	1702	MOSL_FORESTWOOD_DR_PH2_8".PVC_2400'	(12,386)	1.85%	(229)
06/01/21	R17-02B2.19-P-0133	STL County Water	Main	Replacement	1702	MOSL_FORESTWOOD_DR_PH2_8".PVC_2400'	(1,909)	1.39%	(27)
06/01/21	R17-02B2.19-P-0156	STL County Water	Hydrants	Replacement	1702	MOSL_E_GLENDALE_RD_PH1_8".PVC_1895'	(2,256)	1.85%	(42)
06/01/21	R17-02B2.19-P-0156	STL County Water	Main	Replacement	1702	MOSL_E_GLENDALE_RD_PH1_8".PVC_1895'	(151,028)	1.39%	(2,099)
06/01/21	R17-02B2.19-P-0285	STL County Water	Hydrants	Replacement	1702	MOSL_WYDOWN_TERRACE_8".PVC_846'_OBS	(7,438)	1.85%	(138)
06/01/21	R17-02B2.19-P-0285	STL County Water	Main	Replacement	1702	MOSL_WYDOWN_TERRACE_8".PVC_846'_OBS	(70,239)	1.39%	(976)
06/01/21	R17-02B2.19-P-0298	STL County Water	Main	Replacement	1702	MOSL_WESTGATE_AVE_8".PVC_592'_OBSL	(59,190)	1.39%	(823)
06/01/21	R17-02B2.19-P-0313	STL County Water	Hydrants	Replacement	1702	MOSL_NBARAT_AVE_1098'.8".PVC_OBSL	(7,241)	1.85%	(134)
06/01/21	R17-02B2.19-P-0313	STL County Water	Main	Replacement	1702	MOSL_NBARAT_AVE_1098'.8".PVC_OBSL	(86,846)	1.39%	(1,207)
06/01/21	R17-02B2.19-P-0332	STL County Water	Hydrants	Replacement	1702	MOSL_PERSHING_AVE/WEST_8".PVC_1385'	(12,571)	1.85%	(233)
06/01/21	R17-02B2.19-P-0332	STL County Water	Main	Replacement	1702	MOSL_PERSHING_AVE/WEST_8".PVC_1385'	(29,657)	1.39%	(412)
06/01/21	R17-02B2.19-P-0346	STL County Water	Hydrants	Replacement	1702	MOSL_WARSON_TER_8".PVC_1120'_OBSL	(6,684)	1.85%	(124)
06/01/21	R17-02B2.19-P-0346	STL County Water	Main	Replacement	1702	MOSL_WARSON_TER_8".PVC_1120'_OBSL	(111,949)	1.39%	(1,556)
06/01/21	R17-02B2.19-P-0347	STL County Water	Hydrants	Replacement	1702	MOSL_COLLINS_AVE_8".PVC_1225'_OBSL	(5,373)	1.85%	(99)
06/01/21	R17-02B2.19-P-0347	STL County Water	Main	Replacement	1702	MOSL_COLLINS_AVE_8".PVC_1225'_OBSL	(106,077)	1.39%	(1,474)
06/01/21	R17-02B2.19-P-0361	STL County Water	Hydrants	Replacement	1702	MOSL_PERSHING_AVE/EAST_8".PVC_1000'	(6,233)	1.85%	(115)
06/01/21	R17-02B2.19-P-0361	STL County Water	Main	Replacement	1702	MOSL_PERSHING_AVE/EAST_8".PVC_1000'	(81,044)	1.39%	(1,127)
06/01/21	R17-02B2.19-P-0365	STL County Water	Main	Replacement	1702	MOSL_CONWAY_RD_12".PVC_2327'_OBSL	(4,728)	1.39%	(66)
06/01/21	R17-02B2.19-P-0366	STL County Water	Hydrants	Replacement	1702	MOSL_DOGWOOD_LN_8".PVC_2350'_OBSL	(18,427)	1.85%	(341)
06/01/21	R17-02B2.19-P-0366	STL County Water	Main	Replacement	1702	MOSL_DOGWOOD_LN_8".PVC_2350'_OBSL	(192,245)	1.39%	(2,672)
06/01/21	R17-02B2.19-P-0368	STL County Water	Hydrants	Replacement	1702	MOSL_GRAHAM_RD_LANGDON_16".DI_4625'	(25,829)	1.85%	(478)
06/01/21	R17-02B2.19-P-0368	STL County Water	Main	Replacement	1702	MOSL_GRAHAM_RD_LANGDON_16".DI_4625'	(229,666)	1.39%	(3,192)
06/01/21	R17-02B2.19-P-0393	STL County Water	Hydrants	Replacement	1702	MOSL_ELM_AVE_PH1_12".PVC_1162'_OBSL	(7,462)	1.85%	(138)
06/01/21	R17-02B2.19-P-0402	STL County Water	Hydrants	Replacement	1702	MOSL_ELM_AVE_PH2_12".PVC_1140'_OBSL	(6,232)	1.85%	(115)
06/01/21	R17-02B2.19-P-0402	STL County Water	Main	Replacement	1702	MOSL_ELM_AVE_PH2_12".PVC_1140'_OBSL	(14,871)	1.39%	(207)
06/01/21	R17-02B2.19-P-0419	STL County Water	Hydrants	Replacement	1702	MOSL_ELM_AVE_PH3_12".PVC_1225'_OBSL	(6,633)	1.85%	(123)
06/01/21	R17-02B2.19-P-0419	STL County Water	Main	Replacement	1702	MOSL_ELM_AVE_PH3_12".PVC_1225'_OBSL	(7,509)	1.39%	(104)
06/01/21	R17-02B2.19-P-0451	STL County Water	Hydrants	Replacement	1702	MOSL_SAVANNAH_AVE_8".PVC_1350'_OBSL	(10,970)	1.85%	(203)
06/01/21	R17-02B2.19-P-0451	STL County Water	Main	Replacement	1702	MOSL_SAVANNAH_AVE_8".PVC_1350'_OBSL	(107,660)	1.39%	(1,496)
06/01/21	R17-02B2.19-P-0459	STL County Water	Hydrants	Replacement	1702	MOSL_CASTLE_DR_8".PVC_1130'_OBSL	(21,577)	1.85%	(399)
06/01/21	R17-02B2.19-P-0459	STL County Water	Main	Replacement	1702	MOSL_CASTLE_DR_8".PVC_1130'_OBSL	(5,946)	1.39%	(83)
06/01/21	R17-02B2.19-P-0504	STL County Water	Hydrants	Replacement	1702	MOSL_PHANTOM_DR_PH1_12".PVC_970'_OBS	(381)	1.85%	(7)
06/01/21	R17-02B2.19-P-0505	STL County Water	Hydrants	Replacement	1702	MOSL_PHANTOM_DR_PH2_12".PVC_1265'_OB	(1,383)	1.85%	(26)
06/01/21	R17-02B2.19-P-0505	STL County Water	Main	Replacement	1702	MOSL_PHANTOM_DR_PH2_12".PVC_1265'_OB	(1,143)	1.39%	(16)
06/01/21	R17-02B2.19-P-0506	STL County Water	Main	Replacement	1702	MOSL_PHANTOM_DR_PH3_12".PVC_1545'_OB	(1,149)	1.39%	(16)
06/01/21	R17-02B2.20-P-0008	STL County Water	Main	Replacement	1702	MOSL_WESTMORELAND_AVE_8".PVC_1200'_	(518)	1.39%	(7)
06/01/21	R17-02B2.20-P-0019	STL County Water	Hydrants	Replacement	1702	MOSL_ROMANY_PARK_LN_8".PVC_550'_OBS	(5,887)	1.85%	(109)
06/01/21	R17-02B2.20-P-0019	STL County Water	Main	Replacement	1702	MOSL_ROMANY_PARK_LN_8".PVC_550'_OBS	(1,042)	1.39%	(14)
06/01/21	R17-02B2.20-P-0020	STL County Water	Main	Replacement	1702	MOSL_COVINGTON_MEADOW_N_6".PVC_450'	(8,758)	1.39%	(122)
06/01/21	R17-02B2.20-P-0021	STL County Water	Hydrants	Replacement	1702	MOSL_COVINGTON_MEADOW_S_8".PVC_450'	(1,797)	1.85%	(33)
06/01/21	R17-02B2.20-P-0021	STL County Water	Main	Replacement	1702	MOSL_COVINGTON_MEADOW_S_8".PVC_450'	(40,388)	1.39%	(561)
06/01/21	R17-02B2.20-P-0056	STL County Water	Hydrants	Replacement	1702	MOSL_HALLS_FERRY_P1_12".PVC_1250'_O	(2,327)	1.85%	(43)
06/01/21	R17-02B2.20-P-0056	STL County Water	Main	Replacement	1702	MOSL_HALLS_FERRY_P1_12".PVC_1250'_O	(3,010)	1.39%	(42)
06/01/21	R17-02B2.20-P-0057	STL County Water	Hydrants	Replacement	1702	MOSL_HALLS_FERRY_P2_12".PVC_1400'_O	(7,836)	1.85%	(145)
06/01/21	R17-02B2.20-P-0057	STL County Water	Main	Replacement	1702	MOSL_HALLS_FERRY_P2_12".PVC_1400'_O	(8,233)	1.39%	(114)
06/01/21	R17-02B2.20-P-0086	STL County Water	Hydrants	Replacement	1702	MOSL_NAT_BDG_PH1_12"TLX_2201'_OBSL	(16,331)	1.85%	(302)
06/01/21	R17-02B2.20-P-0086	STL County Water	Main	Replacement	1702	MOSL_NAT_BDG_PH1_12"TLX_2201'_OBSL	(13,180)	1.39%	(183)
06/01/21	R17-02B2.20-P-0087	STL County Water	Hydrants	Replacement	1702	MOSL_NAT_BDG_PH2_12"TLX_2530'_OBSL	(6,667)	1.85%	(123)
06/01/21	R17-02B2.20-P-0087	STL County Water	Main	Replacement	1702	MOSL_NAT_BDG_PH2_12"TLX_2530'_OBSL	(240,629)	1.39%	(3,345)
06/01/21	R17-02B2.20-P-0088	STL County Water	Hydrants	Replacement	1702	MOSL_NAT_BDG_PH3_12"TLX_2536'_OBSL	(10,164)	1.85%	(188)
06/01/21	R17-02B2.20-P-0106	STL County Water	Hydrants	Replacement	1702	MOSL_OAKLEIGH_LN_PH1_12".PVC_4160_O	(21,762)	1.85%	(403)
06/01/21	R17-02B2.20-P-0106	STL County Water	Main	Replacement	1702	MOSL_OAKLEIGH_LN_PH1_12".PVC_4160_O	(138,770)	1.39%	(1,929)
06/01/21	R17-02B2.20-P-0107	STL County Water	Main	Replacement	1702	MOSL_OAKLEIGH_LN_PH2_12".PVC_4160_O	(30,007)	1.39%	(417)
06/01/21	R17-02B2.20-P-0108	STL County Water	Hydrants	Replacement	1702	MOSL_OAKLEIGH_LN_PH3_12".PVC_4160_O	(9,112)	1.85%	(169)
06/01/21	R17-02B2.20-P-0108	STL County Water	Main	Replacement	1702	MOSL_OAKLEIGH_LN_PH3_12".PVC_4160_O	(97,055)	1.39%	(1,349)
06/01/21	R17-02B2.20-P-0109	STL County Water	Hydrants	Replacement	1702	MOSL_OAKLEIGH_LN_PH4_12".PVC_4160_O	(5,236)	1.85%	(97)
06/01/21	R17-02B2.20-P-0109	STL County Water	Main	Replacement	1702	MOSL_OAKLEIGH_LN_PH4_12".PVC_4160_O	(74,264)	1.39%	(1,032)
06/01/21	R17-02B2.20-P-0129	STL County Water	Hydrants	Replacement	1702	MOSL_DROMARA_RD_8".1270'_OBSL	(3,129)	1.85%	(58)
06/01/21	R17-02B2.20-P-0129	STL County Water	Main	Replacement	1702	MOSL_DROMARA_RD_8".1270'_OBSL	(105,876)	1.39%	(1,472)
06/01/21	R17-02B2.21-P-0002	STL County Water	Main	Replacement	1702	MOSL_GRAHAM_RD_825'.20".HDPE_OBSL	(53,672)	1.39%	(746)
06/01/21	R17-02B2.21-P-0046	STL County Water	Hydrants	Replacement	1702	MOSL_SUMMIT_AVE_8".PVC_1400'_OBSL	(8,644)	1.85%	(160)
06/01/21	R17-02B2.21-P-0046	STL County Water	Main	Replacement	1702	MOSL_SUMMIT_AVE_8".PVC_1400'_OBSL	(148,220)	1.39%	(2,060)
06/01/21	R17-02B2.21-P-0127	STL County Water	Main	Replacement	1702	MOSL_RIVER_VALLEY_DR_8".DI_275'_OBS	(71)	1.39%	(1)
06/01/21	R17-02C1.21-P-0022	STL County Water	Main	Replacement	1702	MAIN/VALVE MAY 24-30 2021	(16,818)	1.39%	(234)
06/01/21	R17-02C1.21-P-0024	STL County Water	Main	Replacement	1702	MAIN/VALVE MAY 31-JUN 6 2021	(16,466)	1.39%	(229)
06/01/21	R17-02C1.21-P-0025	STL County Water	Main	Replacement	1702	MAIN/VALVE JUN 7-13 2021	(18,074)	1.39%	(251)
06/01/21	R17-02C1.21-P-0026	STL County Water	Main	Replacement	1702	MAIN/VALVE JUN 14-20 2021	(32,064)	1.39%	(446)
06/01/21	R17-02C1.21-P-0027	STL County Water	Main	Replacement	1702	MAIN/VALVE JUN 21-27 2021	(35,639)	1.39%	(495)
06/01/21	R17-02F1.21-P-0022	STL County Water	Hydrants	Replacement	1702	HYDRANT MAY 24-30 2021	(4,771)	1.85%	(88)
06/01/21	R17-02F1.21-P-0024	STL County Water	Hydrants	Replacement	1702	HYDRANT MAY 31-JUN 6 2021	(4,912)	1.85%	(91)
06/01/21	R17-02F1.21-P-0025	STL County Water	Hydrants	Replacement	1702	HYDRANT JUN 7-13 2021	(8,426)	1.85%	(156)
06/01/21	R17-02F1.21-P-0026	STL County Water	Hydrants	Replacement	1702	HYDRANT JUN 14-20 2021	(2,661)	1.85%	(49)

Missouri American Water Company  
 WSIRA 1 (January 2021 to July 2021) Eligible Projects  
 Retirements

In Service Date	Work Order	Tariff Group	Asset Type	Account	Profit Center	Work Order Description	Original Cost	Depr Rate	Dep Exp
06/01/21	R17-02F1.21-P-0027	STL County Water	Hydrants	Replacement	1702	HYDRANT JUN 21-27 2021	(4,201)	1.85%	(78)
06/01/21	R17-02F1.21-P-0027	STL County Water	Main	Replacement	1702	HYDRANT JUN 21-27 2021	(347)	1.39%	(5)
06/01/21	R17-02I1.20-P-0001	STL County Water	Meters	Replacement	1702	MOSL_Meters-Replaced-Blanket	(7)	2.40%	(0)
06/01/21	R17-02I1.21-P-0001	STL County Water	Meters	Replacement	1702	MOSL_Meters - Replaced Blanket	(351,837)	2.40%	(8,444)
06/01/21	R17-03B1.21-P-0002	Other MO Water	Hydrants	Replacement	1703	MOSI_W Main Rpl Package 1_3145LF PV	(4,901)	1.85%	(91)
06/01/21	R17-03B1.21-P-0002	Other MO Water	Main	Replacement	1703	MOSI_W Main Rpl Package 1_3145LF PV	(14,972)	1.39%	(208)
06/01/21	R17-03B1.21-P-0002	Other MO Water	Services	Replacement	1703	MOSI_W Main Rpl Package 1_3145LF PV	(11,757)	2.92%	(343)
06/01/21	R17-03B1.21-P-0008	Other MO Water	Main	Replacement	1703	MOSI_Robidoux_150ft PVC Rpl_Service	(6,231)	1.39%	(87)
06/01/21	R17-03B1.21-P-0010	Other MO Water	Main	Replacement	1703	MOSI_Beltview Rpl_975LF 8in PVC	(5,987)	1.39%	(83)
06/01/21	R17-03B1.21-P-0010	Other MO Water	Services	Replacement	1703	MOSI_Beltview Rpl_975LF 8in PVC	(43,950)	2.92%	(1,283)
06/01/21	R17-03B1.21-P-0011	Other MO Water	Hydrants	Replacement	1703	MOSI_Clayton Rpl_700LF 6in PVC	(8,171)	1.85%	(151)
06/01/21	R17-03B1.21-P-0011	Other MO Water	Main	Replacement	1703	MOSI_Clayton Rpl_700LF 6in PVC	(31,956)	1.39%	(444)
06/01/21	R17-03C1.21-P-0001	Other MO Water	Main	Replacement	1703	MOSI_Mains - Unscheduled-Blanket	(4,619)	1.39%	(64)
06/01/21	R17-03F1.21-P-0001	Other MO Water	Hydrants	Replacement	1703	MOSI_Hydrants Valves and Manholes-R	(37,452)	1.85%	(693)
06/01/21	R17-03H1.21-P-0001	Other MO Water	Meters	Replacement	1703	MOSI_Services and Laterals - Rpl BI	(1,494)	2.40%	(36)
06/01/21	R17-04B1.20-P-0008	Other MO Water	Hydrants	Replacement	1704	MOPV NW Gateway 8" RPL	(6,373)	1.85%	(118)
06/01/21	R17-04B1.20-P-0008	Other MO Water	Main	Replacement	1704	MOPV NW Gateway 8" RPL	(19,892)	1.39%	(277)
06/01/21	R17-04B1.20-P-0008	Other MO Water	Services	Replacement	1704	MOPV NW Gateway 8" RPL	(8,462)	2.92%	(247)
06/01/21	R17-04F1.21-P-0001	Other MO Water	Hydrants	Replacement	1704	MOPV_Hydrants Valves and Manholes-R	(23)	1.85%	(0)
06/01/21	R17-04H1.21-P-0001	Other MO Water	Meters	Replacement	1704	MOPV_Services and Laterals - Rpl BI	(8,611)	2.40%	(207)
06/01/21	R17-04H1.21-P-0001	Other MO Water	Services	Replacement	1704	MOPV_Services and Laterals - Rpl BI	(1,088)	2.92%	(32)
06/01/21	R17-04I1.21-P-0001	Other MO Water	Meters	Replacement	1704	MOPV_Meters - Replaced Blanket	(27)	2.40%	(1)
06/01/21	R17-06C1.20-P-0001	Other MO Water	Main	Replacement	1706	MOWB-Mains-Unscheduled Blanket	(7,806)	1.39%	(109)
06/01/21	R17-06C1.21-P-0001	Other MO Water	Main	Replacement	1706	MOWB_Mains - Unscheduled-Blanket	(522)	1.39%	(7)
06/01/21	R17-06F1.21-P-0001	Other MO Water	Hydrants	Replacement	1706	MOWB_Hydrants Valves and Manholes-R	(10,921)	1.85%	(202)
06/01/21	R17-06H1.20-P-0001	Other MO Water	Meters	Replacement	1706	MOWB_Services and Laterals-Repl-Bla	(17)	2.40%	(0)
06/01/21	R17-06H1.21-P-0001	Other MO Water	Meters	Replacement	1706	MOWB_Services and Laterals - Rpl BI	(2,973)	2.40%	(71)
06/01/21	R17-08I1.21-P-0001	Other MO Water	Meters	Replacement	1708	MOSI_Meters - Replaced Blanket	(0)	2.40%	(0)
06/01/21	R17-09C1.21-P-0001	Other MO Water	Main	Replacement	1709	MOSC_Mains - Unscheduled-Blanket	(1)	1.39%	(0)
06/01/21	R17-09F1.21-P-0001	Other MO Water	Hydrants	Replacement	1709	MOSC_Hydrants Valves and Manholes-R	(2,918)	1.85%	(54)
06/01/21	R17-09H1.21-P-0001	Other MO Water	Services	Replacement	1709	MOSC_Services and Laterals - Rpl BI	(33)	2.92%	(1)
06/01/21	R17-09I1.21-P-0001	Other MO Water	Meters	Replacement	1709	MOSC_Meters - Replaced Blanket	(5,522)	2.40%	(133)
06/01/21	R17-10C1.21-P-0001	Other MO Water	Main	Replacement	1710	MOMX_Mains - Unscheduled-Blanket	(1,160)	1.39%	(16)
06/01/21	R17-10F1.21-P-0001	Other MO Water	Hydrants	Replacement	1710	MOMX_Hydrants Valves and Manholes-R	(2)	1.85%	(0)
06/01/21	R17-10H1.21-P-0001	Other MO Water	Services	Replacement	1710	MOMX_Services and Laterals - Rpl BI	(4,998)	2.92%	(146)
06/01/21	R17-10I1.21-P-0001	Other MO Water	Meters	Replacement	1710	MOMX_Meters - Replaced Blanket	(1)	2.40%	(0)
06/01/21	R17-10Q1.21-P-0004	Other MO Water	Treatment	Replacement	1710	MOMX-WTP_Filter_Backwash_Pipe_Repl	(3,937)	2.18%	(86)
06/01/21	R17-11B1.21-P-0004	Other MO Water	Hydrants	Replacement	1711	MOJP_41st & Kentucky 1300' 8" DI	(19,354)	1.85%	(358)
06/01/21	R17-11B1.21-P-0004	Other MO Water	Main	Replacement	1711	MOJP_41st & Kentucky 1300' 8" DI	(15,478)	1.39%	(215)
06/01/21	R17-11B1.21-P-0004	Other MO Water	Services	Replacement	1711	MOJP_41st & Kentucky 1300' 8" DI	(18,995)	2.92%	(555)
06/01/21	R17-11C1.21-P-0001	Other MO Water	Main	Replacement	1711	MOJP_Mains - Unscheduled-Blanket	(797)	1.39%	(11)
06/01/21	R17-11F1.21-P-0001	Other MO Water	Hydrants	Replacement	1711	MOJP_Hydrants Valves and Manholes-R	(6,319)	1.85%	(117)
06/01/21	R17-11F1.21-P-0001	Other MO Water	Main	Replacement	1711	MOJP_Hydrants Valves and Manholes-R	(2,540)	1.39%	(35)
06/01/21	R17-11F1.21-P-0002	Other MO Water	Hydrants	Replacement	1711	CIAC Hydrant 04062021	(73)	1.85%	(1)
06/01/21	R17-11H1.21-P-0001	Other MO Water	Services	Replacement	1711	MOJP_Replace Services	(14,833)	2.92%	(433)
06/01/21	R17-11I1.21-P-0001	Other MO Water	Meters	Replacement	1711	MOJP_Meters - Replaced Blanket	(76,871)	2.40%	(1,845)
06/01/21	R17-12C1.21-P-0001	Other MO Water	Main	Replacement	1712	MOJC_Mains - Unscheduled-Blanket	(2,576)	1.39%	(36)
06/01/21	R17-12I1.21-P-0001	Other MO Water	Meters	Replacement	1712	MOJC_Meters - Replaced Blanket	(17,805)	2.40%	(427)
06/01/21	R17-43C1.21-P-0001	Other MO Water	Main	Replacement	1743	MOHH_Mains - Unsheduled-Blanket	(3,673)	1.39%	(51)
06/01/21	R17-47C1.21-P-0001	Other MO Water	Main	Replacement	1747	MOWD_Mains - Unsheduled-Blanket	(15)	1.39%	(0)
06/01/21	R17-47F1.21-P-0001	Other MO Water	Hydrants	Replacement	1747	MOWD_Hydrants Valves and Manholes-R	(0)	1.85%	0
06/01/21	R17-55C1.21-P-0001	Other MO Water	Main	Replacement	1755	MOBM_Mains - Unsheduled-Blanket	(1,007)	1.39%	(14)
06/01/21	R17-55H1.21-P-0001	Other MO Water	Services	Replacement	1755	MOBM_Services and Laterals-Rpl Blan	(4,293)	2.92%	(125)
06/01/21	R17-55I1.21-P-0001	Other MO Water	Meters	Replacement	1755	MOBM_Meters - Replaced Blanket	(878)	2.40%	(21)
07/01/21	R17-02B1.20-P-0084	STL County Water	Hydrants	Replacement	1702	MOSL_DUNN_RD_30"_DI_2450'_OBSL	(469)	1.85%	(9)
07/01/21	R17-02B1.21-P-0006	STL County Water	Hydrants	Replacement	1702	MOSL_MCKELVEY_RD_PH1_20"_DI_1400'_OB	(11,446)	1.85%	(212)
07/01/21	R17-02B1.21-P-0006	STL County Water	Main	Replacement	1702	MOSL_MCKELVEY_RD_PH1_20"_DI_1400'_OB	(7,285)	1.39%	(101)
07/01/21	R17-02B1.21-P-0023	STL County Water	Main	Replacement	1702	MAIN/VALVE APR 12-18 2021	(185)	1.39%	(3)
07/01/21	R17-02B2.19-P-0363	STL County Water	Hydrants	Replacement	1702	MOSL_RINGER RD_8"_PVC_2747'_OBSL	(22,904)	1.85%	(424)
07/01/21	R17-02B2.19-P-0363	STL County Water	Main	Replacement	1702	MOSL_RINGER RD_8"_PVC_2747'_OBSL	(232,242)	1.39%	(3,228)
07/01/21	R17-02B2.19-P-0462	STL County Water	Hydrants	Replacement	1702	MOSL_POPLAR_DR_8"_PVC_640'_OBSL	(3,348)	1.85%	(62)
07/01/21	R17-02B2.19-P-0463	STL County Water	Hydrants	Replacement	1702	MOSL_DRUSO_LN_8"_PVC_1500'_OBSL	(18,144)	1.85%	(336)
07/01/21	R17-02B2.19-P-0475	STL County Water	Main	Replacement	1702	MOSL_EARL_DR_PH1_8"_PVC_1500'_OBSL	(7,996)	1.39%	(111)
07/01/21	R17-02B2.19-P-0476	STL County Water	Hydrants	Replacement	1702	MOSL_EARL_DR_PH2_8"_PVC_1350'_OBSL	(2,168)	1.85%	(40)
07/01/21	R17-02B2.19-P-0476	STL County Water	Main	Replacement	1702	MOSL_EARL_DR_PH2_8"_PVC_1350'_OBSL	(55,969)	1.39%	(778)
07/01/21	R17-02B2.20-P-0119	STL County Water	Main	Replacement	1702	MOSL_ROMANY_PARK_LN_8"_PVC_550'_OBS	(35,866)	1.39%	(499)
07/01/21	R17-02B2.20-P-0051	STL County Water	Main	Replacement	1702	MOSL_HUNTER_AVE_8"_PVC_580'_OBSL	(45,399)	1.39%	(631)
07/01/21	R17-02B2.20-P-0061	STL County Water	Hydrants	Replacement	1702	MOSL_MARCELLA_LN_8"_PVC_1720'_OBSL	(1,376)	1.85%	(25)
07/01/21	R17-02B2.20-P-0061	STL County Water	Main	Replacement	1702	MOSL_MARCELLA_LN_8"_PVC_1720'_OBSL	(89,182)	1.39%	(1,240)
07/01/21	R17-02B2.20-P-0062	STL County Water	Hydrants	Replacement	1702	MOSL_RANCH_LN_8"_PVC_550'_OBSL	(5,402)	1.85%	(100)
07/01/21	R17-02B2.20-P-0063	STL County Water	Main	Replacement	1702	MOSL_SPUR_LN_8"_PVC_640'_OBSL	(16,287)	1.39%	(226)
07/01/21	R17-02B2.21-P-0026	STL County Water	Hydrants	Replacement	1702	MOSL_E_ESSEX_AVE_12"_PVC_1595'_OBSL	(4,811)	1.85%	(89)
07/01/21	R17-02B2.21-P-0027	STL County Water	Hydrants	Replacement	1702	MOSL_EDWIN_AVE_8"_PVC_825'_OBSL	(7,640)	1.85%	(141)
07/01/21	R17-02B2.21-P-0028	STL County Water	Hydrants	Replacement	1702	MOSL_S_MORELAND_AVE_8"_PVC_830'_OBS	(4,811)	1.85%	(89)
07/01/21	R17-02B2.21-P-0028	STL County Water	Main	Replacement	1702	MOSL_S_MORELAND_AVE_8"_PVC_830'_OBS	(1,667)	1.39%	(23)
07/01/21	R17-02B2.21-P-0067	STL County Water	Main	Replacement	1702	MOSL_HANCOCK_AVE_12"_DI_3200'_OBSL	(250,928)	1.39%	(3,488)
07/01/21	R17-02B2.21-P-0147	STL County Water	Main	Replacement	1702	Pipe and Fittings-Cast Iron 6"	(15,804)	1.39%	(220)
07/01/21	R17-02C1.21-P-0030	STL County Water	Main	Replacement	1702	Services and Laterals New - Blanket	(12,960)	1.39%	(180)
07/01/21	R17-02C1.21-P-0031	STL County Water	Main	Replacement	1702	Services and Laterals New - Blanket	(13,528)	1.39%	(188)
07/01/21	R17-02C1.21-P-0032	STL County Water	Main	Replacement	1702	Services and Laterals New - Blanket	(13,997)	1.39%	(195)
07/01/21	R17-02C1.21-P-0033	STL County Water	Main	Replacement	1702	Services and Laterals New - Blanket	(25,430)	1.39%	(353)
07/01/21	R17-02F1.21-P-0032	STL County Water	Hydrants	Replacement	1702	Flow Control - Fire Hydrant (Dry Barrel, Wet Barrel)	(13,636)	1.85%	(252)
07/01/21	R17-02F1.21-P-0033	STL County Water	Hydrants	Replacement	1702	Flow Control - Fire Hydrant (Dry Barrel, Wet Barrel)	(2,677)	1.85%	(50)
07/01/21	R17-02F1.21-P-0034	STL County Water	Hydrants	Replacement	1702	Flow Control - Fire Hydrant (Dry Barrel, Wet Barrel)	(3,676)	1.85%	(68)
07/01/21	R17-03C1.21-P-0001	Other MO Water	Main	Replacement	1703	MOSI_Mains - Unsheduled-Blanket	(7,668)	1.39%	(107)
07/01/21	R17-03F1.21-P-0001	Other MO Water	Hydrants	Replacement	1703	MOSI_Hydrants Valves and Manholes-R	(37,316)	1.85%	(690)
07/01/21	R17-03H1.21-P-0001	Other MO Water	Meters	Replacement	1703	MOSI_Services and Laterals - Rpl BI	(291)	2.40%	(7)
07/01/21	R17-04H1.21-P-0001	Other MO Water	Meters	Replacement	1704	MOPV_Services and Laterals - Rpl BI	(2,806)	2.40%	(67)
07/01/21	R17-04H1.21-P-0001	Other MO Water	Services	Replacement	1704	MOPV_Services and Laterals - Rpl BI	(6,972)	2.92%	(204)
07/01/21	R17-06C1.21-P-0001	Other MO Water	Main	Replacement	1706	MOWB_Mains - Unsheduled-Blanket	(358)	1.39%	(5)
07/01/21	R17-06F1.21-P-0001	Other MO Water	Hydrants	Replacement	1706	MOWB_Hydrants Valves and Manholes-R	(6,758)	1.85%	(125)
07/01/21	R17-09F1.21-P-0001	Other MO Water	Hydrants	Replacement	1709	MOSC_Hydrants Valves and Manholes-R	(3,301)	1.85%	(61)
07/01/21	R17-09H1.21-P-0001	Other MO Water	Services	Replacement	1709	MOSC_Services and Laterals - Rpl BI	(37)	2.92%	(1)
07/01/21	R17-11B1.21-P-0002	Other MO Water	Hydrants	Replacement	1711	MOJP_15th & Kansas 3000' 8" DI	(4,798)	1.85%	(89)
07/01/21	R17-11B1.21-P-0002	Other MO Water	Services	Replacement	1711	MOJP_15th & Kansas 3000' 8" DI	(67,093)	2.92%	(1,959)
07/01/21	R17-11B1.21-P-0006	Other MO Water	Services	Replacement	1711	MOJP_15th & Kansas Phs 2 800' 8" DI	(25,634)	2.92%	(749)
07/01/21	R17-11H1.21-P-0001	Other MO Water	Services	Replacement	1711	MOJP_Replace Services	(11,120)	2.92%	(325)

Missouri American Water Company  
 WSIRA 1 (January 2021 to July 2021) Eligible Projects  
 Retirements

In Service Date	Work Order	Tariff Group	Asset Type	Account	Profit Center	Work Order Description	Original Cost	Depr Rate	Dep Exp
07/01/21	R17-12C1.21-P-0001	Other MO Water	Main	Replacement	1712	MOJC_Mains - Unscheduled-Blanket	(400)	1.39%	(6)
07/01/21	R17-12F1.21-P-0001	Other MO Water	Hydrants	Replacement	1712	MOJC_Hydrants Valves and Manholes-R	(8,859)	1.85%	(164)
07/01/21	R17-12J1.20-P-0001	Other MO Water	Meters	Replacement	1712	Meters-Replaced-Blanket	(1,538)	2.40%	(37)
07/01/21	R17-55C1.21-P-0001	Other MO Water	Main	Replacement	1755	MOBM_Mains - Unscheduled-Blanket	(24,063)	1.39%	(334)
07/01/21	R17-55H1.21-P-0001	Other MO Water	Services	Replacement	1755	MOBM_Services and Laterals-Rpl Blan	(5,274)	2.92%	(154)
<b>Total Replacement Retirements</b>							<u>(12,817,960)</u>		<u>(228,478)</u>
<b>Total Relocations and Replacements</b>							<u>(13,051,483)</u>		<u>(231,770)</u>



Missouri American Water Company  
 WSIRA 1 (January 2021 to July 2021) Eligible Projects  
 Retirements

In Service Date	Work Order	Tariff Group	Asset Type	Account	Profit Center	Work Order Description	Original Cost	Depr Rate	Dep Exp
							<u>0</u>		<u>0</u>

In Service Date	Work Order	Tariff Group	Asset Type	Account	Profit Center	Work Order Description	Investment	Depr Rate	Dep Exp
01/01/21	R17-39H1.20-P-0001	Other MO Sewer	Services	Replacement	1739	Laterals-Repl-Blanket	0	2.87%	0
01/01/21	R17-52H1.20-P-0001	Other MO Sewer	Services	Replacement	1752	MOPFW_Services and Laterals-Repl-BI	(3)	2.87%	(0)
01/01/21	R17-56H1.20-P-0001	Other MO Sewer	Services	Replacement	1756	Services and Laterals-Repl-Blanket	0	2.87%	0
02/01/21	R17-39H1.21-P-0001	Other MO Sewer	Services	Replacement	1739	MOBNW-Services - Repalced Blanket	(6,000)	2.87%	(172)
02/01/21	R17-48C1.21-P-0001	Other MO Sewer	Main	Replacement	1748	MOWDW-Blanket-Mains Unscheduled	(180)	1.64%	(3)
02/01/21	R17-56H1.20-P-0001	Other MO Sewer	Services	Replacement	1756	Services and Laterals-Repl-Blanket	0	2.87%	0
03/01/21	R17-39H1.21-P-0001	Other MO Sewer	Services	Replacement	1739	MOBNW-Services - Repalced Blanket	(3,600)	2.87%	(103)
03/01/21	R17-48C1.21-P-0001	Other MO Sewer	Main	Replacement	1748	MOWDW-Blanket-Mains Unscheduled	(1)	1.64%	(0)
03/01/21	R17-56H1.20-P-0001	Other MO Sewer	Services	Replacement	1756	Services and Laterals-Repl-Blanket	(23)	2.87%	(1)
03/01/21	R17-56H1.21-P-0001	Other MO Sewer	Services	Replacement	1756	MOBMWW_Services and Laterals-Rpl BI	(11)	2.87%	(0)
04/01/21	R17-27B1.21-P-0003	Other MO Sewer	Main	Replacement	1727	MOJ2_4005_Dewberry_Dr_Sewer_Main	(4,765)	1.58%	(75)
04/01/21	R17-39H1.21-P-0001	Other MO Sewer	Services	Replacement	1739	MOBNW-Services - Repalced Blanket	(4,799)	2.87%	(138)
04/01/21	R17-48C1.21-P-0001	Other MO Sewer	Main	Replacement	1748	MOWDW-Blanket-Mains Unscheduled	0	1.64%	0
04/01/21	R17-52H1.21-P-0001	Other MO Sewer	Services	Replacement	1752	MOPFW_Services and Laterals-Rpl Bla	(0)	2.87%	(0)
04/01/21	R17-58Q1.20-P-0006	Other MO Sewer	Pumping	Replacement	1758	Clinton Estates Pump Replacement	(780)	4.31%	(34)
06/01/21	R17-39H1.21-P-0001	Other MO Sewer	Services	Replacement	1739	MOBNW-Services - Repalced Blanket	(5,999)	2.87%	(172)
06/01/21	R17-56Q1.21-P-0004	Other MO Sewer	Pumping	Replacement	1756	MOEPW-MarinaLS_Pump_Replacement	(8,543)	4.31%	(368)

<b>Total Replacement Retirements</b>							<u>(34,704)</u>		<u>(1,067)</u>
<b>Total Relocations and Replacements</b>							<u>(34,704)</u>		<u>(1,067)</u>

Missouri American Water Company  
 WSIRA 1 (January 2021 to July 2021) Eligible Projects  
 CIAC

In-Service							Original	Accum	Amort	Amort
Date	Work Order	Tariff Group	Asset Type	Account	Profit Center	Work Order Description	Cost	Amort	Rate	Expense
02/01/21	R17-02D1.20-P-0001-CO	STL County Water	Main	Relocation	1702	MOSL_MSD 2020 Investigations	(42,265)	(587)	1.39%	(587)
02/01/21	R17-02D1.20-P-0027-CO	STL County Water	Main	Relocation	1702	MOSL_Linden_Storm_Sewer-6"_DI-300'_	(40,538)	(563)	1.39%	(563)
03/01/21	R17-02D1.20-P-0001-CO	STL County Water	Main	Relocation	1702	MOSL_MSD 2020 Investigations	(77,726)	(990)	1.39%	(1,080)
04/01/21	R17-02D1.19-P-0039-CO	STL County Water	Main	Relocation	1702	MOSL_MSD 2020 Investigations	0	0	1.39%	0
04/01/21	R17-02D1.20-P-0001-CO	STL County Water	Main	Relocation	1702	MOSL_Willow_Hill_Ladue_6_Ci_90'_REL	200	2	1.39%	3
04/01/21	R17-02D1.20-P-0005-CO	STL County Water	Main	Relocation	1702	MOSL_Willow_Hill_Ladue_6_Ci_90'_REL	0	0	1.39%	(0)
04/01/21	R17-02D1.20-P-0024-CO	STL County Water	Main	Relocation	1702	MOSL_Willow_Hill_Ladue_6_Ci_90'_REL	(62,264)	(721)	1.39%	(865)
04/01/21	R17-02D1.20-P-0024-CO	STL County Water	Meters	Relocation	1702	MOSL_Linden_Storm_Sewer-6"_DI-300'_	(1,311)	(26)	2.40%	(31)
04/01/21	R17-02D1.20-P-0024-CO	STL County Water	Services	Relocation	1702	MOSL_150_N_Brentwood_45'_8" RELO	(655)	(16)	2.92%	(19)
04/01/21	R17-02D1.20-P-0027-CO	STL County Water	Main	Relocation	1702	MOSL_Forder_Road-70'-6" DI_RELO	1,548	18	1.39%	22
05/01/21	R17-02D1.18-P-0046-CO	STL County Water	Main	Relocation	1702	MOSL-Brentwood_Ind_Dr-8" PVC_900" R	(161,800)	(1,687)	1.39%	(2,249)
05/01/21	R17-02D1.21-P-0006-CO	STL County Water	Main	Relocation	1702	MOSL-Brentwood_Ind_Dr-8" PVC_900" R	(96,550)	(1,007)	1.39%	(1,342)
05/01/21	R17-02D1.21-P-0011-CO	STL County Water	Hydrants	Relocation	1702	MOSL-Brentwood_Ind_Dr-8" PVC_340" R	(10,343)	(144)	1.85%	(191)
05/01/21	R17-02D1.21-P-0011-CO	STL County Water	Main	Relocation	1702	MOSL-Villa-Dorado-8" CI-RELO	(245,657)	(2,561)	1.39%	(3,415)
06/01/21	R17-02D1.19-P-0025-CO	STL County Water	Main	Relocation	1702	MOSL_Dammert&Broadway-16" CI-RELO	0	0	1.39%	(0)
<b>Total Relocation CIAC</b>							<b>(737,362)</b>	<b>(8,282)</b>		<b>(10,320)</b>

AT	Work Order	Tariff Group	Asset Type	Account	Profit Center	Work Order Description	Original	Accum	Amort	Amort
							Cost	Amort	Rate	Expense
01/01/21	R17-02G1.20-P-0002-CO	STL County Water	Services	Replacement	1702	MOSL-Svc Line CIAC-November	4,734	150	2.92%	138
01/01/21	R17-02G1.20-P-0003-CO	STL County Water	Services	Replacement	1702	MOSL-Svc Line CIAC-October/Nov	(335,603)	(10,616)	2.92%	(9,800)
01/01/21	R17-12G1.20-P-0007-CO	Other MO Water	Services	Replacement	1712	MOIC_New_Taps_Nov_2020	0	0	2.92%	0
02/01/21	R17-02G1.20-P-0002-CO	STL County Water	Services	Replacement	1702	MOSL-Svc Line CIAC-November	43,317	1,265	2.92%	1,265
02/01/21	R17-02G1.20-P-0003-CO	STL County Water	Services	Replacement	1702	MOSL-Svc Line CIAC-October/Nov	(1,629)	(48)	2.92%	(48)
03/01/21	R17-02B2.19-P-0306-CO	STL County Water	Hydrants	Replacement	1702	STL-Svc_Line_CIAC_January	(702)	(12)	1.85%	(13)
03/01/21	R17-02B2.19-P-0306-CO	STL County Water	Main	Replacement	1702	STL-Svc_Line_CIAC_February	702	9	1.39%	10

Missouri American Water Company  
 WSIRA 1 (January 2021 to July 2021) Eligible Projects  
 CIAC

In-Service Date	Work Order	Tariff Group	Asset Type	Account	Profit Center	Work Order Description	Original Cost	Accum Amort	Amort Rate	Amort Expense
Total Relocation CIAC							0	0		0
AT	Work Order	Tariff Group	Asset Type		Profit Center	Work Order Description	Original Cost	Accum Amort	Amort Rate	Amort Expense
Total Replacement CIAC							0	0		0
Total Relocation and Replacement CIAC							0	0		0

Missouri-American Water Company  
 Name of Issuing Corporation

For

All Missouri Service Areas  
 Community, Town or City

<b>Rate I</b>			
<b>Infrastructure System Replacement Surcharge (ISRS)</b>			
<p><b>DESCRIPTION</b> - Rate I is designed to recover the costs associated with the Company's eligible main, valve, and hydrant replacements, main relocations, and main cleaning and relining projects. This ISRS rate is calculated and implemented in accordance with the provisions of sections 393.1000 to 393.1006 RSMO. Any future changes to this rate will also be made in accordance with those provisions.</p>			
<p><b>APPLICABILITY</b> - This rate is applicable to any customer class who benefits from the subject utility plant projects eligible for ISRS recovery. The surcharge is calculated consistent with the customer class cost-of-service study recognized by the Missouri Commission in a Company's recent applicable general rate proceeding.</p>			
<p><b>RATE COMPONENTS</b> - In addition to the other charges provided for in the Company's tariffs, a separate charge for the ISRS will apply for service rendered on and after the effective date.</p>			
<u>Customer Rate Class</u>	<u>Rate per 100 Gallons</u>	<u>Rate per 1,000 Gallons</u>	
Rate A	\$0.00000	\$0.00000	+
Rate B	\$0.00000	\$0.00000	+
Rate J	\$0.00000	\$0.00000	+
<p><b>RULES AND REGULATIONS</b> – The General Rules and Regulations set forth in this tariff shall govern the supply of service under this rate.</p>			
<p><b>PAYMENT TERMS</b> - All bills for service under this schedule will be rendered in arrears on a monthly or quarterly basis. The due date on the tariff shall be ten (10) days after the "date of rendition" of the bill to the customer. The customer's bill will be due and payable after this due date. The delinquent date printed on the bill will not be less than twenty-one (21) days after the date of the postmark of the bill. Any accounts remaining unpaid at the expiration of twenty-one (21) days shall be considered delinquent and the Company may take such action as specified in its filed rules and regulations.</p>			
<p><b>TAXES</b> - These rates do not include any municipal, state or federal taxes computed on either billing or consumption basis. Any such taxes applicable shall be added as separate items in rendering each bill.</p>			

\* *Indicates new rate or text*

+ *Indicates change*

Date of Issue: January 31, 2022                      Effective Date: March 2, 2022

Issued By: Deborah D. Dewey, President  
727 Craig Road, St. Louis, MO 63141

# WATER & SEWER INFRASTRUCTURE REPLACEMENT ACT (WSIRA)

The Water & Sewer Infrastructure Replacement Act (“WSIRA”) is an important program that benefits customers by funding the efficient replacement of aging water and sewer infrastructure.

## **What is WSIRA?**

WSIRA is a program that enhances Missouri American Water’s ability to perform water main replacement and relocation projects throughout the state. Customers will see a small surcharge, based on water usage, included on their regular periodic bill.

## **Why is this program needed?**

In the late 1990s, Missouri American Water replaced an average of about 11 miles of aging water mains in St. Louis County each year. In 2003, a law was passed creating the Infrastructure System Replacement Surcharge (“ISRS”), which allowed the company to collect a surcharge for water main replacement in St. Louis County. After ISRS became law, the rate of replacement accelerated to an average of 30 miles of water mains per year and has continued to grow.

The industry’s suggested replacement rate for water mains is one percent, which means that every 100 years, all mains would be replaced. Most water systems in the country are averaging a replacement rate of 225 years, which is insufficient to cover the expected lifespan of the typical water main. In St. Louis County, the ISRS program has allowed Missouri American Water to accelerate its replacement rate among the county’s 4,500 miles of water main to 125 years. This is still short of our 100-year goal but is a step in the right direction.

While the ISRS has been very helpful, it is limited to water main replacement projects in St. Louis County. In 2021, the WSIRA program was signed into law. This new program includes more types of infrastructure replacement projects than the ISRS program, and expands the program to include all water and sewer customers in Missouri. The WSIRA program allows Missouri American Water to replace aging water and sewer infrastructure proactively, increasing system reliability and saving customers money in the long run.

## **What types of investments are included in the WSIRA program?**

Investments eligible for inclusion in the WSIRA program include:

- 1) Replacement of or cleaning and relining of existing mains, hydrants, meters, service lines, laterals, sewer taps, curb stops and manholes;
- 2) Replacement of lead mains, goosenecks, lead service lines and associated valves and meters;
- 3) Replacement of booster station and lift station pumps, and related pipes, valves and meters;
- 4) Facility relocations;
- 5) Replacement of water and wastewater treatment mechanical equipment, including well and intake pumps, transfer pumps, high service or discharge pumps, and metering

- pumps;  
6) Replacement of Supervisory Control and Data Acquisition Systems (SCADA)

### Which service areas will receive a WSIRA charge?

All water and sewer customers throughout Missouri are eligible for a WSIRA charge, depending on the level of eligible investment made in each service area.

### How is the WSIRA calculated?

The WSIRA is calculated two different ways, depending on if you are a water customer and/or a sewer customer. All charges are based on the level of eligible capital investment made by Missouri American Water and the correlated expenses of the investment such as depreciation and property taxes.

These costs are divided among the four different rate groups, based on the WSIRA investments made in those service areas. The four rate groups are St. Louis County Water, Other Missouri Water, Arnold Sewer and Other Missouri Sewer.

For water customers, the WSIRA charge is based on the amount water each customer uses. For sewer customer, the WSIRA charge is based on a percentage of the total bill.

### How much does WSIRA add to my bill?

With the implementation of the initial WSIRA, the rates are expected to take effect on or around March 2, 2022. For water customers using 5,000 gallons per month, St. Louis County customers would see a monthly surcharge of \$2.38 and water customers outside of St. Louis County would see a monthly surcharge of \$1.08. For sewer customers, a typical residential customer in Arnold would see no WSIRA surcharge and a customer outside of Arnold would see a surcharge of \$0.56.

### What are the WSIRA rates?

#### Water Rates (per 1,000 gallons)

Customer Rate Class	St. Louis County	Other Missouri
Residential & Commercial (Rate A)	\$0.47524	\$0.21569
Sale for Resale (Rate B)	\$0.17821	\$0.06951
Large Industrial (Rate J)	\$0.12676	\$0.12676

#### Sewer Rates (as a % of total bill)

Customer Rate Class	Arnold Sewer	Other Missouri
All Customers	0.0000%	0.9008%

### Do other states use WSIRA?

At least 10 other states use a program like WSIRA. Most of these states are in the Midwest and Northeast, where systems are older and in greater need of replacement. Other states often

refer to the mechanism as DSIC, or Distribution System Investment Charge.

### **How old are our water pipes and why do they need to be replaced?**

Some of the pipes in Missouri American Water's distribution system are more than 120 years old! These pipes wear over time based on the pipe material, soil characteristics and temperatures, becoming susceptible to corrosion, leaks, and breaks. It is estimated that two trillion gallons of water is lost each year in the U.S. due mostly to aging, leaky pipes and water main breaks.

Replacing old pipe before it breaks again is important for several reasons:

- Leaks and breaks are a potential source of water contamination, so we need to maintain our system to keep our customers safe.
- It is 10 times more expensive to fix an emergency water main break than to perform ongoing upgrades.
- Leaks waste a lot of water.
- Unlike main breaks, replacements can be scheduled to minimize disruption to schools, businesses, and residents.

### **Can Missouri American Water pay for infrastructure replacement without a separate fee?**

American Water, the parent company of Missouri American Water, provides capital to each of its state subsidiaries for infrastructure projects. One of the factors considered when distributing capital is the ability to earn a timely return on investment. The WSIRA program allows Missouri American Water to begin recovering infrastructure replacement costs in Missouri sooner following completion of the project which makes the projects more attractive than those that can only be recovered after a rate case, which could be several years after a project is complete.

Since the ISRS began in 2003, Missouri American Water has invested more than \$800 million to replace portions of its water main system in St. Louis County. Prior to ISRS, the company's annual investment in main replacement was less than \$10 million. Since ISRS became law, Missouri American Water has been investing between \$50 million and \$80 million to replace water mains. The new WSIRA program will likewise result in increased capital investment to replace aging water and sewer infrastructure.

**[CLICK HERE FOR MORE INFORMATION ABOUT THE WSIRA PROGRAM.](#)**

**Missouri American Water Company  
2021 WSIRA Filing  
Instructions for Call Center Personnel**

- 1) Each Call Center personnel will be required to read and be familiar with the WSIRA Filing and Reporting Requirements.
- 2) Call Center personnel will be required to respond to customer inquiries regarding the following:
  - a. Benefits of WSIRA Program
  - b. Proposed and authorized WSIRA rates
  - c. Calculation of WSIRA
  - d. Effective date of WSIRA
  - e. How long the rate will be in effect
- 3) Call Center personnel will understand the general nature of the WSIRA projects which will complement questions regarding the benefits of the program.



## Missouri-American Water Company

### Initial WSIRA Customer Notice

#### **SAMPLE WSIRA BILL MESSAGE - WATER**

Effective 03/02/22, the Water and Sewer Infrastructure Replacement Surcharge (WSIRA) per 1,000 gallons is \$0.4752 for Rate A (residential & commercial), \$0.1782 for Rate B (sale for resale), and \$0.1268 for Rate J (large industrial). The WSIRA funds completed water infrastructure replacements and related improvements for our Missouri customers. WSIRA is implemented pursuant to Sections 393.1500 through 393.1509, RSMo. Additional information is available on our website at [www.missouriamwater.com](http://www.missouriamwater.com)

#### **SAMPLE WSIRA BILL MESSAGE - SEWER**

Effective 03/02/22, the Water and Sewer Infrastructure Replacement Surcharge (WSIRA) for all sewer customers outside of Arnold will be 0.9008% of the total customer bill, before taxes. The WSIRA funds completed sewer infrastructure replacements and related improvements for our Missouri customers. WSIRA is implemented pursuant to Sections 393.1500 through 393.1509, RSMo. Additional information is available on our website at [www.missouriamwater.com](http://www.missouriamwater.com)

# INVESTING IN WATER AND SEWER SYSTEMS



WE KEEP LIFE FLOWING®



## INFRASTRUCTURE INVESTMENT

**The Missouri Water and Sewer Infrastructure Act (WSIRA) surcharge will fund more than \$200 million in water and sewer system improvements in 2021.**

The WSIRA charge on your water or sewer bill will help fund completed improvements to the vast network of pipelines, fire hydrants, sewers and other critical components of our water and sewer system. These ongoing improvements are designed to reduce the number of water main breaks and to improve service reliability and fire protection while enhancing the integrity of our water and sewer system.

The typical residential water customer using 5,000 gallons per month pays an average WSIRA charge of \$2.38 per month in St. Louis County, and \$1.08 outside of St. Louis County. The WSIRA charge for sewer customers is a percentage of the total bill - 0.0000% for customers in Arnold and 0.9008% for sewer customers outside of Arnold.

### WSIRA WATER RATES (per 1,000 Gallons)

<u>Customer Class</u>	<u>St. Louis County</u>	<u>Other Missouri</u>
Residential, Commercial and Public Authority (Rate A)	\$0.47524	\$0.21569
Sale of Water for Resale (Rate B)	\$0.17821	\$0.06951
Large Quantity Users (Rate J)	\$0.12676	\$0.07532

WSIRA is implemented pursuant to section 393.1500 through 393.1509, RSMo.

Missouri American Water serves one in four Missourians. We maintain about 6,800 miles of pipeline and 44,000 fire hydrants in more than 200 communities across the state. The WSIRA surcharge helps us upgrade our aging infrastructure more quickly, improving water service reliability.

For additional information, visit [missouriamwater.com](http://missouriamwater.com).

**INFRASTRUCTURE. ONE MORE WAY WE KEEP LIFE FLOWING.**



WE KEEP LIFE FLOWING™

Service Address:



THANK YOU FOR BEING OUR CUSTOMER.

### Important Account Messages

- Want to get to know us better? Visit [www.missouriamwater.com](http://www.missouriamwater.com) to learn more about the services we provide.
- Thank you for being a long time customer! We work hard every day to deliver water service that is safe, reliable, and affordable – our customers deserve nothing less.

For more information, visit [www.missouriamwater.com](http://www.missouriamwater.com)

## Monthly Statement

APPENDIX L [REDACTED]  
Page 1 of 4

Account No	[REDACTED]
<b>Total Amount Due:</b>	<b>\$150.40</b>
<b>Payment Due By:</b>	<b>October 14, 2020</b>

Thank you for using AutoPay. Payment will be automatically deducted on the bill due date.

<b>Billing Date:</b>	September 22, 2020
<b>Service Period:</b>	Aug 21 to Sep 21 (32 Days)
<b>Total Gallons:</b>	23,188

### Account Summary – See page 3 for Account Detail

Prior Billing:	\$109.80
Payments - Thank You!	- \$109.80
<b>Balance Forward:</b>	<b>= \$0.00</b>
Service Related Charges:	+ \$142.20
Pass Through Charges:	+ \$1.09
Taxes:	+ \$7.11
<b>Total Amount Due:</b>	<b>= \$150.40</b>



View your account information or pay your bill anytime at: [www.amwater.com/MyAccount](http://www.amwater.com/MyAccount)



Pay by Phone\*: Pay anytime at 1-855-748-6066  
\*A convenience fee may apply



Customer Service: 1-866-430-0820  
M-F 7:00am to 7:00pm – Emergencies 24/7

▼ Please return bottom portion with your payment. DO NOT send cash. Retain upper portion for your records. ▼

Account No. [REDACTED]



P.O. BOX 91623  
RANTOUL, IL 61866-8623

<b>Total Amount Due:</b>	<b>\$150.40</b>
<b>Payment Due By:</b>	<b>October 14, 2020</b>

If paying after 10/14/20, pay this amount: \$152.66

Service to: [REDACTED]

Amount Enclosed \$ **Paid Electronically on Due Date**



MISSOURI AMERICAN WATER  
PO BOX 6029  
CAROL STREAM, IL 60197-6029



### Messages from Missouri American Water

- We understand that right now customers may be facing circumstances that are stretching financial resources. Missouri American Water is here to assist you with information to help you make an informed decision about what's best for you. Our customer service representatives are ready to work with you on a plan to pay the balance of your bill over time. You may also be qualified to receive assistance through select low income, bill assistance or help agency programs. To see what programs may be available to you, please visit [www.amwater.com](http://www.amwater.com), select your state and navigate to the customer service and billing section, or contact our customer service center to discuss your options.

What's the best way to reach you

**IN CASE OF AN EMERGENCY**



We use a high-speed notification system to quickly alert customers via phone, text and email when water emergencies occur. Visit **My Account** at [www.amwater.com/myaccount](http://www.amwater.com/myaccount) to choose how you want to be notified and enter your contact information.



**CUSTOMER SERVICE**  
**1-866-430-0820**  
 HOURS: M-F, 7am-7pm ▪ Emergencies: 24/7  
**TTY/TDD FOR THE HEARING IMPAIRED:**  
 711 (and then reference Customer Service number listed above)

### SERVICES

- Go Paperless:** Save time. Save money. Sign up for **Paperless Billing and Auto Pay** on My Account at [amwater.com/myaccount](http://amwater.com/myaccount). Not registered? Log in and be sure to have your account number handy.
- Water Quality:** We take water quality seriously. When it comes to complying with federal drinking water standards, we consistently score better than the industry average. For a copy of the annual water quality report for your area, visit [missouriamwater.com](http://missouriamwater.com). Under Water Quality, select Water Quality Reports.
- H<sub>2</sub>O Help To Others:** H<sub>2</sub>O Help to Others is an emergency assistance program created by Missouri American Water and Missouri's Community Action Agencies. The program helps provide supplemental funding to Missouri American Water customers who would otherwise have trouble paying their bills. H<sub>2</sub>O Help to Others is supported by contributions from Missouri American Water and voluntary contributions from customers.

### EXPLANATION OF OTHER TERMS

- Payment by Check:** Paying by check authorizes American Water to send the information from your check electronically to your bank for payment. The transaction will appear on your bank statement. The physical check will not be presented to your financial institution or returned to you.
- Estimated Bill:** This occurs when we are unable to read the water meter. Your usage from the same billing period the prior year is used to calculate the estimated bill. The next actual meter reading corrects any over or under estimates.
- Disputes:** If you have questions or complaints about your bill, please call us at 1-866-430-0820 before the due date. If your bill is unusually high, it may indicate that there is a leak in your plumbing. For tips on how to detect leaks and use water wisely, visit us online. You'll find helpful tools under the Water Information menu. Every drop counts!
- Rates:** A detailed listing of charges that make up your bill is available upon request by contacting Customer Service or visiting us online at [missouriamwater.com](http://missouriamwater.com). Under Customer Service & Billing, select Your Water and Sewer Rates.
- Correspondence:** Please send written correspondence to PO Box 578, Alton, IL 62002-0578. Be sure to include your name, account number, service address, mailing address and phone number including area code. Please do not send correspondence with your payment, as it may delay processing your payment and correspondence.

**H2O HELP TO OTHERS PROGRAM - lend a hand to customers in need**

I'm adding a one time contribution of \$\_\_\_\_\_ with my payment.

I'd like to add a recurring contribution to each bill of \$\_\_\_\_\_. I understand this amount will be added to each bill.

**Address Change(s)**

\_\_\_\_\_  
 Name

\_\_\_\_\_  
 Address




\_\_\_\_\_  
 City

\_\_\_\_\_  
 State      \_\_\_\_\_  
 Zip Code

(\_\_\_\_\_) \_\_\_\_\_  
 Phone Number       Mobile Number

\_\_\_\_\_  
 E-mail Address

### Other ways to pay your bill

 <b>Auto Pay</b>	 <b>Online</b>	 <b>In Person</b>
Save time and money. Enroll in Auto Pay, and your bill will be paid on time, every time, directly from your bank account on the due date. No stamps required!	With My Account, you can pay your bill anytime, anywhere. Registration is fast and easy. Visit <a href="http://www.amwater.com/MyAccount">www.amwater.com/MyAccount</a> or pay without registration at <a href="http://www.amwater.com/billpay">www.amwater.com/billpay</a> (fee may apply).	We have agreements with several authorized payment locations in our service areas. Visit our website to find one near you.

## Meter Reading and Usage Summary

Meter No.	Measure	Size	From Date	To Date	Previous Read	Current Read	Meter Units	Billing Units	Total Gallons
[REDACTED]	100 CF	5/8"	08/21/2020	09/21/2020	3,810 (A)	3,841 (A)	31	231.88	23,188

A = Actual E = Estimate

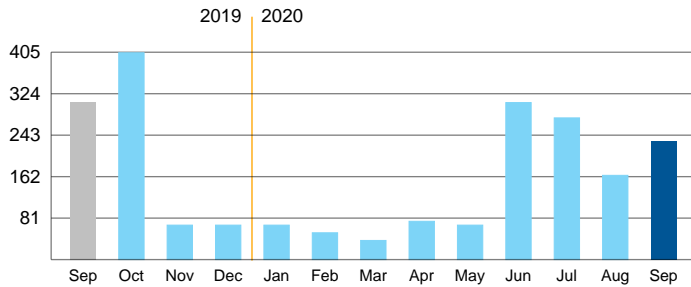
1 CF = 7.48 gallons

1 Billing Unit = 100 gallons

Total Gallons: 23,188

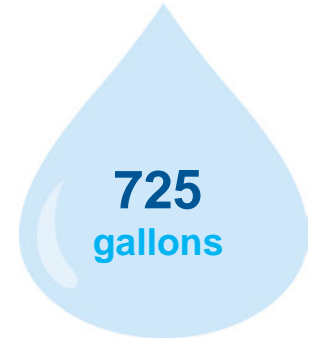
### Billed Usage History (graph shown in 100 gallons)

- 23,188 gallons = usage for this period
- 30,668 gallons = usage for same period last year



**Next Scheduled Read Date:** on or about October 20, 2020  
**Account Type:** Residential

Average daily use for this period is: (32 days)



Year to Date Billed Usage: 127,908 gallons

### Account Detail

Account No. [REDACTED]

Service To: [REDACTED]	
<b>Prior Billing</b>	<b>109.80</b>
<b>Payments</b>	<b>-109.80</b>
Total payments as of Sep 14. Thank you!	-109.80
<b>Balance Forward</b>	<b>0.00</b>
<b>Service Related Charges - 08/21/20 to 09/21/20</b>	
<b>Water Service</b>	<b>142.20</b>
Water Service Charge	9.00
Water Usage Charge (231.88 x \$0.47814)	110.87
WSIRA Surcharge (231.88 x \$0.09629)	22.33
<b>Total Service Related Charges</b>	<b>142.20</b>
<b>Pass Through Charges</b>	<b>1.09</b>
Water Primacy Fee (1 x \$0.09)	0.09
Service Line Protection Charge	1.00
<b>Taxes</b>	<b>7.11</b>
Gross Receipts Tax	7.11
<b>Total Current Period Charges</b>	<b>150.40</b>

**Total Amount Due**



**\$150.40**

### Understanding Your Bill

The information below defines some of the new terms you may find on your bill:

- Service Related Charges:** This section includes charges for services related to water, wastewater and fire protection. If applicable, credits and debits for correction to previously billed charges are itemized in this section.
- Fees and Adjustments:** This section provides details related to additional charges or adjustments for the service period referenced. Fees, when applicable, would include items such as service activation and late payment charges.
- Pass Through Charges:** Charges in this section, when applicable, are separated from other service related charges to provide visibility into what portion of your bill is being remitted to other entities. Payment received for these charges does not remain with American Water. While we may bill and collect for them, the payments received are passed along to other companies and agencies.
- Billing Units:** One billing unit equals 100 gallons of water used. If the meter serving your property measures your water use in cubic feet or a different unit of measure, we convert the usage to gallons to make it easier to understand.
- Average Daily Use:** The gallons shown in the water droplet above represent your average daily water use for the current billing period. Tracking the amount of water you use can help you manage your overall water use from month to month.
- Still have questions?** We are here to help. Our customer service representatives are available M-F, 7 a.m. to 7 p.m. More information on understanding your bill and charges can also be found on our website. See the link below.

For more information about your charges and rates, please visit: <https://amwater.com/moaw/rates>

- **\*\*\*IMPORTANT WATER QUALITY MESSAGE:** Your annual Water Quality Report can be viewed electronically at [www.amwater.com/ccr/stlouisregion.pdf](http://www.amwater.com/ccr/stlouisregion.pdf). If you prefer a paper copy to be sent to you, please contact our Customer Service Center at 866-430-0820.
- Effective 6/30/20, the Infrastructure System Replacement Surcharge (ISRS) per 1,000 gallons is \$0.9629 for Rate A (residential & commercial), \$0.0146 for Rate B (sale for resale), and \$0.0140 for Rate J (large industrial). The ISRS funds completed water main replacements and related improvements for customers served by our St. Louis County operations. ISRS is implemented pursuant to Sections 393.1000, 393.1003, 393.1006, RSMo; 20 CSR 4240-2.060(1); and 20 CSR 4240-3.650. Additional information is available on our website at [www.missouriamwater.com](http://www.missouriamwater.com).