

KCP&L - GREATER MISSOURI OPERATIONS
L&P JURISDICTION

ACCOUNT 362 STATION EQUIPMENT

ORIGINAL LIFE TABLE

PLACEMENT BAND 1900-2008			EXPERIENCE BAND 1979-2008		
AGE AT BEGIN OF INTERVAL	EXPOSURES AT BEGINNING OF AGE INTERVAL	RETIREMENTS DURING AGE INTERVAL	RETMT RATIO	SURV RATIO	PCT SURV BEGIN OF INTERVAL
0.0	38,356,464	17,423	0.0005	0.9995	100.00
0.5	31,875,533	233,773	0.0073	0.9927	99.95
1.5	32,284,947	62,497	0.0019	0.9981	99.22
2.5	32,746,720	29,133	0.0009	0.9991	99.03
3.5	29,420,758	23,096	0.0008	0.9992	98.94
4.5	29,405,771	57,078	0.0019	0.9981	98.86
5.5	28,579,592	60,298	0.0021	0.9979	98.67
6.5	28,050,886	76,960	0.0027	0.9973	98.46
7.5	28,135,495	22,303	0.0008	0.9992	98.19
8.5	26,269,930	64,340	0.0024	0.9976	98.11
9.5	26,063,399	72,044	0.0028	0.9972	97.87
10.5	24,957,981	5,593	0.0002	0.9998	97.60
11.5	23,610,547	74,225	0.0031	0.9969	97.58
12.5	20,266,205	120,323	0.0059	0.9941	97.28
13.5	18,899,222	38,097	0.0020	0.9980	96.71
14.5	18,487,310	98,570	0.0053	0.9947	96.52
15.5	17,203,986	37,860	0.0022	0.9978	96.01
16.5	16,693,778	29,937	0.0018	0.9982	95.80
17.5	15,996,651	29,277	0.0018	0.9982	95.63
18.5	14,928,985	171,136	0.0115	0.9885	95.46
19.5	12,878,473	13,155	0.0010	0.9990	94.36
20.5	11,828,256	78,897	0.0067	0.9933	94.27
21.5	10,556,525	25,169	0.0024	0.9976	93.64
22.5	9,684,008	59,311	0.0061	0.9939	93.42
23.5	9,389,422	67,254	0.0072	0.9928	92.85
24.5	9,161,123	366,190	0.0400	0.9600	92.18
25.5	8,705,049	24,077	0.0028	0.9972	88.49
26.5	7,978,354	61,418	0.0077	0.9923	88.24
27.5	7,594,296	49,015	0.0065	0.9935	87.56
28.5	7,366,246	24,134	0.0033	0.9967	86.99
29.5	6,753,429	74,999	0.0111	0.9889	86.70
30.5	6,963,785	73,917	0.0106	0.9894	85.74
31.5	6,224,073	87,287	0.0140	0.9860	84.83
32.5	5,809,721	23,513	0.0040	0.9960	83.64
33.5	4,837,787	191,017	0.0395	0.9605	83.31
34.5	4,600,660	70,555	0.0153	0.9847	80.02
35.5	4,371,853	36,821	0.0084	0.9916	78.80
36.5	4,181,554	86,819	0.0208	0.9792	78.14
37.5	3,643,161	48,177	0.0132	0.9868	76.51
38.5	3,236,378	17,710	0.0055	0.9945	75.50

KCP&L - GREATER MISSOURI OPERATIONS
L&P JURISDICTION

ACCOUNT 362 STATION EQUIPMENT

ORIGINAL LIFE TABLE, CONT.

PLACEMENT BAND 1900-2008			EXPERIENCE BAND 1979-2008		
AGE AT BEGIN OF INTERVAL	EXPOSURES AT BEGINNING OF AGE INTERVAL	RETIREMENTS DURING AGE INTERVAL	RETMT RATIO	SURV RATIO	PCT SURV BEGIN OF INTERVAL
39.5	2,864,652	47,666	0.0166	0.9834	75.08
40.5	2,375,853	44,834	0.0189	0.9811	73.83
41.5	2,074,499	26,373	0.0127	0.9873	72.43
42.5	1,997,894	10,745	0.0054	0.9946	71.51
43.5	1,909,846	69,409	0.0363	0.9637	71.12
44.5	1,724,010	19,494	0.0113	0.9887	68.54
45.5	1,528,047	8,866	0.0058	0.9942	67.77
46.5	1,396,643	7,972	0.0057	0.9943	67.38
47.5	1,305,281	2,639	0.0020	0.9980	67.00
48.5	1,221,866	2,367	0.0019	0.9981	66.87
49.5	1,163,217	5,081	0.0044	0.9956	66.74
50.5	1,115,894	1,552	0.0014	0.9986	66.45
51.5	987,508	10,773	0.0109	0.9891	66.36
52.5	819,614	1,704	0.0021	0.9979	65.64
53.5	788,113	1,366	0.0017	0.9983	65.50
54.5	737,181	20,264	0.0275	0.9725	65.39
55.5	687,281	37	0.0001	0.9999	63.59
56.5	611,917	3,269	0.0053	0.9947	63.58
57.5	508,109	595	0.0012	0.9988	63.24
58.5	468,894	3,177	0.0068	0.9932	63.16
59.5	445,723	1,808	0.0041	0.9959	62.73
60.5	53,093		0.0000	1.0000	62.47
61.5	47,301	8	0.0002	0.9998	62.47
62.5	62,363	86	0.0014	0.9986	62.46
63.5	61,839	21,105	0.3413	0.6587	62.37
64.5	39,635	338	0.0085	0.9915	41.08
65.5	39,153		0.0000	1.0000	40.73
66.5	19,460		0.0000	1.0000	40.73
67.5	18,629		0.0000	1.0000	40.73
68.5	18,453		0.0000	1.0000	40.73
69.5	18,453		0.0000	1.0000	40.73
70.5	16,222		0.0000	1.0000	40.73
71.5	16,222		0.0000	1.0000	40.73
72.5	15,477		0.0000	1.0000	40.73
73.5	15,477		0.0000	1.0000	40.73
74.5	15,477		0.0000	1.0000	40.73
75.5	15,477		0.0000	1.0000	40.73
76.5	5,641		0.0000	1.0000	40.73
77.5	7,962	1,561	0.1961	0.8039	40.73
78.5	34,256	1	0.0000	1.0000	32.74

KCP&L - GREATER MISSOURI OPERATIONS
L&P JURISDICTION

ACCOUNT 362 STATION EQUIPMENT

ORIGINAL LIFE TABLE, CONT.

PLACEMENT BAND 1900-2008			EXPERIENCE BAND 1979-2008			
AGE AT BEGIN OF INTERVAL	EXPOSURES AT BEGINNING OF AGE INTERVAL	RETIREMENTS DURING AGE INTERVAL	RETMT RATIO	SURV RATIO	PCT SURV BEGIN OF INTERVAL	
79.5	34,255		0.0000	1.0000	32.74	
80.5	32,127		0.0000	1.0000	32.74	
81.5	59,982		0.0000	1.0000	32.74	
82.5	59,982		0.0000	1.0000	32.74	
83.5	59,982	2,904	0.0484	0.9516	32.74	
84.5	57,078		0.0000	1.0000	31.16	
85.5	57,078		0.0000	1.0000	31.16	
86.5	55,710	627	0.0113	0.9887	31.16	
87.5	55,083		0.0000	1.0000	30.81	
88.5	27,855		0.0000	1.0000	30.81	
89.5	27,855		0.0000	1.0000	30.81	
90.5	27,855		0.0000	1.0000	30.81	
91.5	27,855		0.0000	1.0000	30.81	
92.5	27,855		0.0000	1.0000	30.81	
93.5	27,855		0.0000	1.0000	30.81	
94.5	27,855		0.0000	1.0000	30.81	
95.5	27,855		0.0000	1.0000	30.81	
96.5	27,855		0.0000	1.0000	30.81	
97.5	27,855		0.0000	1.0000	30.81	
98.5	27,855		0.0000	1.0000	30.81	
99.5	27,855		0.0000	1.0000	30.81	
100.5	27,855		0.0000	1.0000	30.81	
101.5					30.81	

KCP&L - GREATER MISSOURI OPERATIONS
L&P JURISDICTION

ACCOUNT 362 STATION EQUIPMENT

ORIGINAL LIFE TABLE

PLACEMENT BAND 1900-2008			EXPERIENCE BAND 1994-2008		
AGE AT BEGIN OF INTERVAL	EXPOSURES AT BEGINNING OF AGE INTERVAL	RETIREMENTS DURING AGE INTERVAL	RETMT RATIO	SURV RATIO	PCT SURV BEGIN OF INTERVAL
0.0	24,295,025		0.0000	1.0000	100.00
0.5	19,109,813	164,820	0.0086	0.9914	100.00
1.5	19,568,390	24,779	0.0013	0.9987	99.14
2.5	20,268,569	10,709	0.0005	0.9995	99.01
3.5	17,677,547	19,170	0.0011	0.9989	98.96
4.5	19,527,734	7,209	0.0004	0.9996	98.85
5.5	19,804,552	10,084	0.0005	0.9995	98.81
6.5	19,777,305	32,314	0.0016	0.9984	98.76
7.5	20,567,191	12,173	0.0006	0.9994	98.60
8.5	18,624,416	41,722	0.0022	0.9978	98.54
9.5	18,292,884	14,424	0.0008	0.9992	98.32
10.5	16,947,644	1,684	0.0001	0.9999	98.24
11.5	15,901,729	54,101	0.0034	0.9966	98.23
12.5	12,920,470	53,525	0.0041	0.9959	97.90
13.5	12,671,645	35,514	0.0028	0.9972	97.50
14.5	12,741,865	94,062	0.0074	0.9926	97.23
15.5	11,381,311	23,963	0.0021	0.9979	96.51
16.5	11,500,004	16,393	0.0014	0.9986	96.31
17.5	11,359,073	20,106	0.0018	0.9982	96.18
18.5	11,308,271	161,792	0.0143	0.9857	96.01
19.5	9,233,865	3,829	0.0004	0.9996	94.64
20.5	8,281,881	36,767	0.0044	0.9956	94.60
21.5	7,016,489	17,527	0.0025	0.9975	94.18
22.5	6,352,796	59,311	0.0093	0.9907	93.94
23.5	6,342,413	50,845	0.0080	0.9920	93.07
24.5	6,392,829	327,124	0.0512	0.9488	92.33
25.5	6,382,793	499	0.0001	0.9999	87.60
26.5	6,050,261	22,646	0.0037	0.9963	87.59
27.5	5,632,982	25,839	0.0046	0.9954	87.27
28.5	5,451,812	6,236	0.0011	0.9989	86.87
29.5	4,961,197	56,564	0.0114	0.9886	86.77
30.5	4,983,293	37,588	0.0075	0.9925	85.78
31.5	4,396,217	59,256	0.0135	0.9865	85.14
32.5	4,105,170	20,338	0.0050	0.9950	83.99
33.5	3,235,453	167,042	0.0516	0.9484	83.57
34.5	3,081,490	18,761	0.0061	0.9939	79.26
35.5	2,974,970	34,735	0.0117	0.9883	78.78
36.5	2,981,834	36,530	0.0123	0.9877	77.86
37.5	2,690,856	29,190	0.0108	0.9892	76.90
38.5	2,352,106	17,710	0.0075	0.9925	76.07

KCP&L - GREATER MISSOURI OPERATIONS
L&P JURISDICTION

ACCOUNT 362 STATION EQUIPMENT

ORIGINAL LIFE TABLE, CONT.

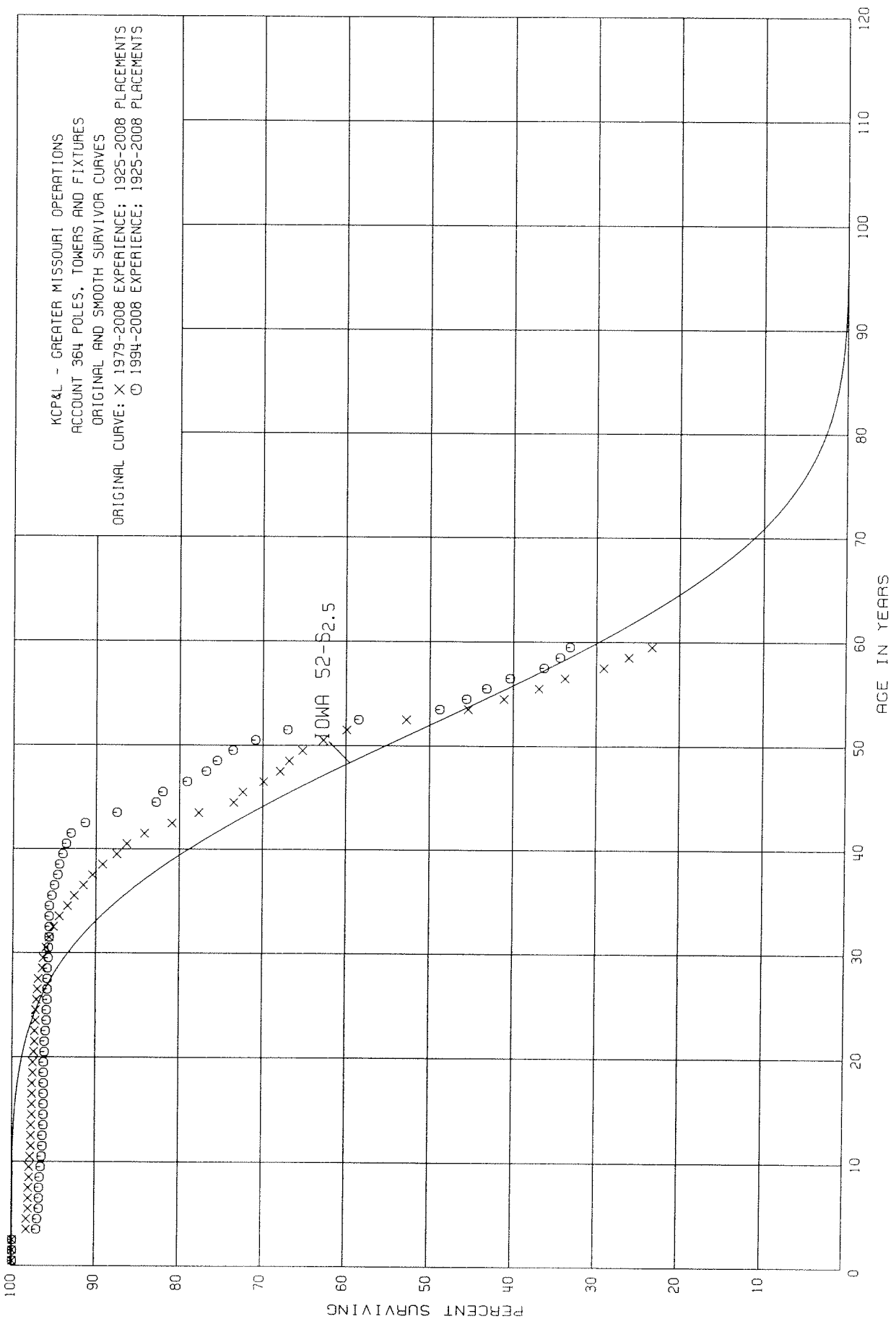
PLACEMENT BAND 1900-2008			EXPERIENCE BAND 1994-2008		
AGE AT BEGIN OF INTERVAL	EXPOSURES AT BEGINNING OF AGE INTERVAL	RETIREMENTS DURING AGE INTERVAL	RETMT RATIO	SURV RATIO	PCT SURV BEGIN OF INTERVAL
39.5	2,083,942	39,339	0.0189	0.9811	75.50
40.5	1,639,838	27,353	0.0167	0.9833	74.07
41.5	1,443,066	18,598	0.0129	0.9871	72.83
42.5	1,479,614	10,728	0.0073	0.9927	71.89
43.5	1,435,518	69,409	0.0484	0.9516	71.37
44.5	1,269,676	19,494	0.0154	0.9846	67.92
45.5	1,493,302	8,866	0.0059	0.9941	66.87
46.5	1,357,903	7,961	0.0059	0.9941	66.48
47.5	1,267,425	2,639	0.0021	0.9979	66.09
48.5	1,183,840	381	0.0003	0.9997	65.95
49.5	1,123,783	5,081	0.0045	0.9955	65.93
50.5	1,074,476	1,552	0.0014	0.9986	65.63
51.5	965,783	10,773	0.0112	0.9888	65.54
52.5	798,720	1,704	0.0021	0.9979	64.81
53.5	767,395	1,366	0.0018	0.9982	64.67
54.5	716,463	19,648	0.0274	0.9726	64.55
55.5	669,410	37	0.0001	0.9999	62.78
56.5	591,116	3,269	0.0055	0.9945	62.77
57.5	488,053	595	0.0012	0.9988	62.42
58.5	448,500	3,177	0.0071	0.9929	62.35
59.5	425,329	1,808	0.0043	0.9957	61.91
60.5	32,699		0.0000	1.0000	61.64
61.5	36,743	8	0.0002	0.9998	61.64
62.5	35,862	86	0.0024	0.9976	61.63
63.5	35,338		0.0000	1.0000	61.48
64.5	34,239		0.0000	1.0000	61.48
65.5	36,223		0.0000	1.0000	61.48
66.5	16,530		0.0000	1.0000	61.48
67.5	15,699		0.0000	1.0000	61.48
68.5	15,523		0.0000	1.0000	61.48
69.5	15,523		0.0000	1.0000	61.48
70.5	13,292		0.0000	1.0000	61.48
71.5	16,222		0.0000	1.0000	61.48
72.5	15,477		0.0000	1.0000	61.48
73.5	15,477		0.0000	1.0000	61.48
74.5	15,477		0.0000	1.0000	61.48
75.5	15,477		0.0000	1.0000	61.48
76.5	5,641		0.0000	1.0000	61.48
77.5	5,058	1,561	0.3086	0.6914	61.48
78.5	3,497	1	0.0003	0.9997	42.51

KCP&L - GREATER MISSOURI OPERATIONS
L&P JURISDICTION

ACCOUNT 362 STATION EQUIPMENT

ORIGINAL LIFE TABLE, CONT.

PLACEMENT BAND 1900-2008			EXPERIENCE BAND 1994-2008		
AGE AT BEGIN OF INTERVAL	EXPOSURES AT BEGINNING OF AGE INTERVAL	RETIREMENTS DURING AGE INTERVAL	RETMT RATIO	SURV RATIO	PCT SURV BEGIN OF INTERVAL
79.5	3,496		0.0000	1.0000	42.50
80.5	1,368		0.0000	1.0000	42.50
81.5	29,223		0.0000	1.0000	42.50
82.5	29,223		0.0000	1.0000	42.50
83.5	29,223		0.0000	1.0000	42.50
84.5	29,223		0.0000	1.0000	42.50
85.5	29,223		0.0000	1.0000	42.50
86.5	27,855	627	0.0225	0.9775	42.50
87.5	27,228		0.0000	1.0000	41.54
88.5					41.54
89.5					
90.5					
91.5					
92.5					
93.5	27,855		0.0000		
94.5	27,855		0.0000		
95.5	27,855		0.0000		
96.5	27,855		0.0000		
97.5	27,855		0.0000		
98.5	27,855		0.0000		
99.5	27,855		0.0000		
100.5	27,855		0.0000		
101.5					



KCP&L - GREATER MISSOURI OPERATIONS
L&P JURISDICTION

ACCOUNT 364 POLES, TOWERS AND FIXTURES

ORIGINAL LIFE TABLE

PLACEMENT BAND 1925-2008			EXPERIENCE BAND 1979-2008		
AGE AT BEGIN OF INTERVAL	EXPOSURES AT BEGINNING OF AGE INTERVAL	RETIREMENTS DURING AGE INTERVAL	RETMT RATIO	SURV RATIO	PCT SURV BEGIN OF INTERVAL
0.0	23,385,884	2,158	0.0001	0.9999	100.00
0.5	21,958,615	2,482	0.0001	0.9999	99.99
1.5	21,311,920	4,051	0.0002	0.9998	99.98
2.5	20,822,479	366,995	0.0176	0.9824	99.96
3.5	19,321,574	6,995	0.0004	0.9996	98.20
4.5	19,014,461	30,094	0.0016	0.9984	98.16
5.5	18,651,809	1,650	0.0001	0.9999	98.00
6.5	18,090,835	749	0.0000	1.0000	97.99
7.5	17,700,651	9,769	0.0006	0.9994	97.99
8.5	17,100,145	11,837	0.0007	0.9993	97.93
9.5	16,562,392	16,044	0.0010	0.9990	97.86
10.5	16,064,607	7,108	0.0004	0.9996	97.76
11.5	15,579,786	570	0.0000	1.0000	97.72
12.5	15,038,831	9,779	0.0007	0.9993	97.72
13.5	14,511,137	1,226	0.0001	0.9999	97.65
14.5	14,047,715	4,960	0.0004	0.9996	97.64
15.5	13,737,952	3,112	0.0002	0.9998	97.60
16.5	13,104,849	2,550	0.0002	0.9998	97.58
17.5	12,486,334	2,902	0.0002	0.9998	97.56
18.5	11,841,695	5,734	0.0005	0.9995	97.54
19.5	11,335,662	7,415	0.0007	0.9993	97.49
20.5	10,770,210	9,580	0.0009	0.9991	97.42
21.5	10,162,952	7,251	0.0007	0.9993	97.33
22.5	9,640,936	7,532	0.0008	0.9992	97.26
23.5	9,136,141	3,164	0.0003	0.9997	97.18
24.5	8,800,267	4,991	0.0006	0.9994	97.15
25.5	8,409,199	3,900	0.0005	0.9995	97.09
26.5	7,985,150	13,119	0.0016	0.9984	97.04
27.5	7,345,186	33,465	0.0046	0.9954	96.88
28.5	6,967,348	12,093	0.0017	0.9983	96.43
29.5	6,704,364	22,333	0.0033	0.9967	96.27
30.5	6,540,035	25,038	0.0038	0.9962	95.95
31.5	6,172,960	31,792	0.0052	0.9948	95.59
32.5	5,762,243	44,842	0.0078	0.9922	95.09
33.5	5,301,724	52,719	0.0099	0.9901	94.35
34.5	4,857,678	44,445	0.0091	0.9909	93.42
35.5	4,556,486	52,334	0.0115	0.9885	92.57
36.5	4,313,447	51,062	0.0118	0.9882	91.51
37.5	3,936,703	54,854	0.0139	0.9861	90.43
38.5	3,471,823	64,631	0.0186	0.9814	89.17

KCP&L - GREATER MISSOURI OPERATIONS
L&P JURISDICTION

ACCOUNT 364 POLES, TOWERS AND FIXTURES

ORIGINAL LIFE TABLE, CONT.

PLACEMENT BAND 1925-2008			EXPERIENCE BAND 1979-2008		
AGE AT BEGIN OF INTERVAL	EXPOSURES AT BEGINNING OF AGE INTERVAL	RETIREMENTS DURING AGE INTERVAL	RETMT RATIO	SURV RATIO	PCT SURV BEGIN OF INTERVAL
39.5	3,206,504	44,450	0.0139	0.9861	87.51
40.5	2,948,626	73,043	0.0248	0.9752	86.29
41.5	2,720,129	103,729	0.0381	0.9619	84.15
42.5	2,432,546	98,723	0.0406	0.9594	80.94
43.5	2,084,433	111,602	0.0535	0.9465	77.65
44.5	1,796,556	26,895	0.0150	0.9850	73.50
45.5	1,579,499	54,746	0.0347	0.9653	72.40
46.5	1,309,119	37,280	0.0285	0.9715	69.89
47.5	1,097,891	18,543	0.0169	0.9831	67.90
48.5	914,937	21,761	0.0238	0.9762	66.75
49.5	716,674	26,592	0.0371	0.9629	65.16
50.5	623,436	28,669	0.0460	0.9540	62.74
51.5	409,580	48,538	0.1185	0.8815	59.85
52.5	307,636	42,734	0.1389	0.8611	52.76
53.5	220,303	21,068	0.0956	0.9044	45.43
54.5	179,629	18,132	0.1009	0.8991	41.09
55.5	147,578	12,539	0.0850	0.9150	36.94
56.5	122,715	17,128	0.1396	0.8604	33.80
57.5	96,552	10,028	0.1039	0.8961	29.08
58.5	76,881	8,049	0.1047	0.8953	26.06
59.5	57,855	10,294	0.1779	0.8221	23.33
60.5	38,013	1,369	0.0360	0.9640	19.18
61.5	28,840	2,153	0.0747	0.9253	18.49
62.5	25,910	2,552	0.0985	0.9015	17.11
63.5	22,810	777	0.0341	0.9659	15.42
64.5	21,770	1,737	0.0798	0.9202	14.89
65.5	19,758	1,078	0.0546	0.9454	13.70
66.5	17,213	1,465	0.0851	0.9149	12.95
67.5	15,239	1,231	0.0808	0.9192	11.85
68.5	13,646	893	0.0654	0.9346	10.89
69.5	12,084	998	0.0826	0.9174	10.18
70.5	8,508	1,173	0.1379	0.8621	9.34
71.5	4,082	436	0.1068	0.8932	8.05
72.5	3,564	379	0.1063	0.8937	7.19
73.5	3,041	80	0.0263	0.9737	6.43
74.5	2,832	32	0.0113	0.9887	6.26
75.5	2,552	16	0.0063	0.9937	6.19
76.5	2,144	9	0.0042	0.9958	6.15
77.5	1,112	10	0.0090	0.9910	6.12
78.5					6.06

KCP&L - GREATER MISSOURI OPERATIONS
L&P JURISDICTION

ACCOUNT 364 POLES, TOWERS AND FIXTURES

ORIGINAL LIFE TABLE

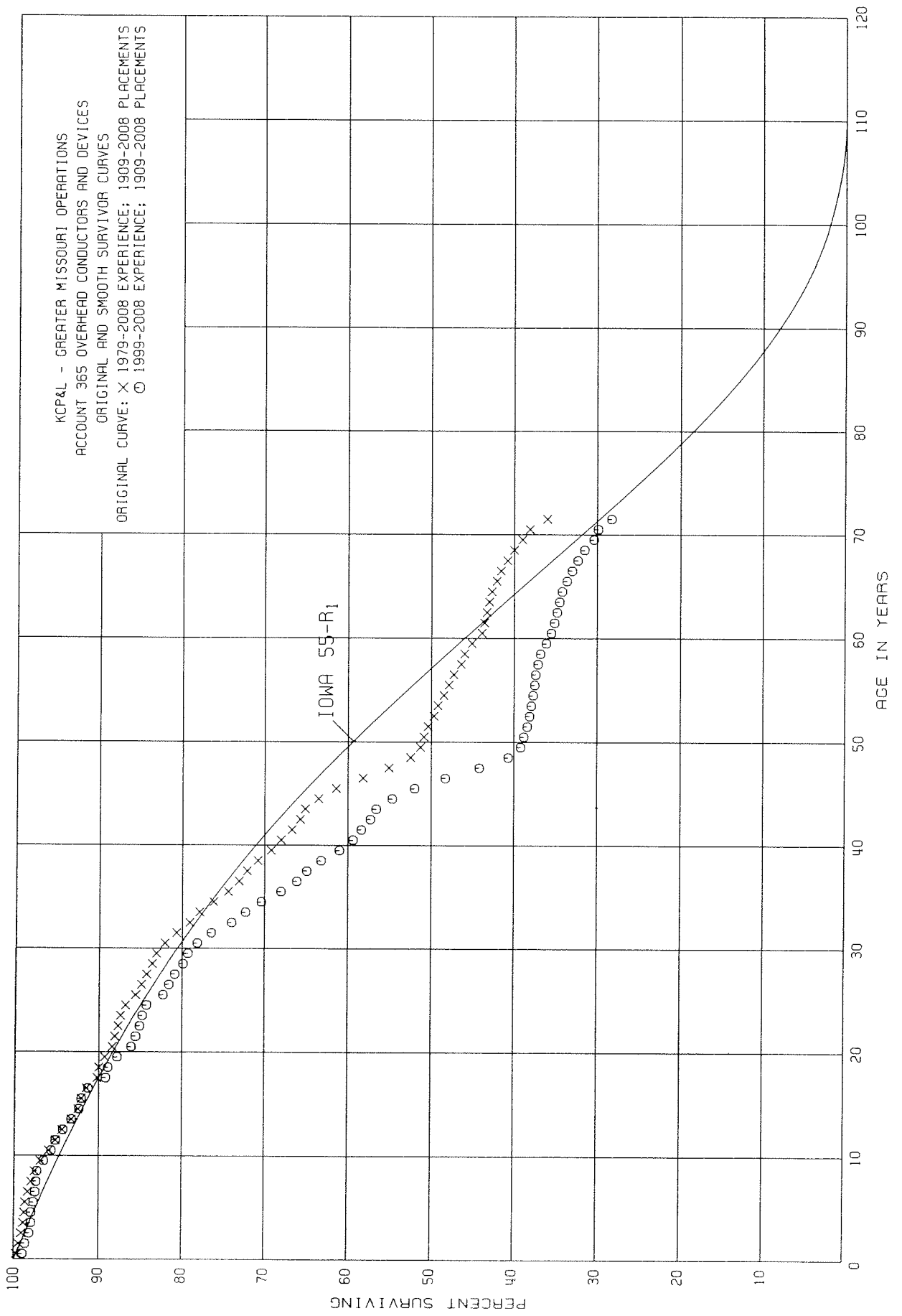
PLACEMENT BAND 1925-2008			EXPERIENCE BAND 1994-2008		
AGE AT BEGIN OF INTERVAL	EXPOSURES AT BEGINNING OF AGE INTERVAL	RETIREMENTS DURING AGE INTERVAL	RETMT RATIO	SURV RATIO	PCT SURV BEGIN OF INTERVAL
0.0	13,745,154		0.0000	1.0000	100.00
0.5	12,618,262	1,843	0.0001	0.9999	100.00
1.5	12,468,858	4,051	0.0003	0.9997	99.99
2.5	12,394,270	366,510	0.0296	0.9704	99.96
3.5	11,315,385	6,510	0.0006	0.9994	97.00
4.5	11,312,458	30,094	0.0027	0.9973	96.94
5.5	11,436,377		0.0000	1.0000	96.68
6.5	11,439,026	168	0.0000	1.0000	96.68
7.5	11,341,356	9,769	0.0009	0.9991	96.68
8.5	10,879,337	10,395	0.0010	0.9990	96.59
9.5	10,620,912	15,151	0.0014	0.9986	96.49
10.5	10,415,994	6,730	0.0006	0.9994	96.35
11.5	10,281,513	12	0.0000	1.0000	96.29
12.5	10,239,786	5,941	0.0006	0.9994	96.29
13.5	9,908,020	10	0.0000	1.0000	96.23
14.5	9,639,196	1,585	0.0002	0.9998	96.23
15.5	9,423,137	2,593	0.0003	0.9997	96.21
16.5	9,021,599	1,142	0.0001	0.9999	96.18
17.5	8,619,923	417	0.0000	1.0000	96.17
18.5	8,215,999	7	0.0000	1.0000	96.17
19.5	7,904,104	3,390	0.0004	0.9996	96.17
20.5	7,438,937	5,559	0.0007	0.9993	96.13
21.5	6,803,168	4,761	0.0007	0.9993	96.06
22.5	6,461,606	4,253	0.0007	0.9993	95.99
23.5	6,227,431	1,470	0.0002	0.9998	95.92
24.5	5,937,190	3,548	0.0006	0.9994	95.90
25.5	5,640,713	1,480	0.0003	0.9997	95.84
26.5	5,277,973	1,056	0.0002	0.9998	95.81
27.5	4,753,271	2,069	0.0004	0.9996	95.79
28.5	4,557,880	1,426	0.0003	0.9997	95.75
29.5	4,362,921	2,448	0.0006	0.9994	95.72
30.5	4,268,220	651	0.0002	0.9998	95.66
31.5	4,036,141	6	0.0000	1.0000	95.64
32.5	3,820,422	6	0.0000	1.0000	95.64
33.5	3,587,242	103	0.0000	1.0000	95.64
34.5	3,391,654	12,395	0.0037	0.9963	95.64
35.5	3,266,537	10,252	0.0031	0.9969	95.29
36.5	3,282,801	13,486	0.0041	0.9959	94.99
37.5	3,067,257	5,954	0.0019	0.9981	94.60
38.5	2,768,117	11,789	0.0043	0.9957	94.42

KCP&L - GREATER MISSOURI OPERATIONS
L&P JURISDICTION

ACCOUNT 364 POLES, TOWERS AND FIXTURES

ORIGINAL LIFE TABLE, CONT.

PLACEMENT BAND 1925-2008			EXPERIENCE BAND 1994-2008		
AGE AT BEGIN OF INTERVAL	EXPOSURES AT BEGINNING OF AGE INTERVAL	RETIREMENTS DURING AGE INTERVAL	RETMT RATIO	SURV RATIO	PCT SURV BEGIN OF INTERVAL
39.5	2,653,233	11,302	0.0043	0.9957	94.01
40.5	2,517,208	16,261	0.0065	0.9935	93.61
41.5	2,412,894	44,188	0.0183	0.9817	93.00
42.5	2,217,136	93,465	0.0422	0.9578	91.30
43.5	1,900,312	100,497	0.0529	0.9471	87.45
44.5	1,667,774	15,832	0.0095	0.9905	82.82
45.5	1,529,648	54,308	0.0355	0.9645	82.03
46.5	1,272,898	37,067	0.0291	0.9709	79.12
47.5	1,061,147	18,446	0.0174	0.9826	76.82
48.5	876,570	21,450	0.0245	0.9755	75.48
49.5	674,480	25,071	0.0372	0.9628	73.63
50.5	514,192	28,171	0.0548	0.9452	70.89
51.5	303,497	38,366	0.1264	0.8736	67.01
52.5	213,039	35,376	0.1661	0.8339	58.54
53.5	133,839	8,819	0.0659	0.9341	48.82
54.5	106,712	5,546	0.0520	0.9480	45.60
55.5	96,836	6,397	0.0661	0.9339	43.23
56.5	89,393	8,955	0.1002	0.8998	40.37
57.5	71,533	3,751	0.0524	0.9476	36.32
58.5	58,361	2,105	0.0361	0.9639	34.42
59.5	45,480	5,093	0.1120	0.8880	33.18
60.5	31,230	1,235	0.0395	0.9605	29.46
61.5	22,821	1,576	0.0691	0.9309	28.30
62.5	22,320	2,419	0.1084	0.8916	26.34
63.5	22,016	750	0.0341	0.9659	23.48
64.5	21,266	1,737	0.0817	0.9183	22.68
65.5	19,758	1,078	0.0546	0.9454	20.83
66.5	17,213	1,465	0.0851	0.9149	19.69
67.5	15,239	1,231	0.0808	0.9192	18.01
68.5	13,646	893	0.0654	0.9346	16.55
69.5	12,084	998	0.0826	0.9174	15.47
70.5	8,508	1,173	0.1379	0.8621	14.19
71.5	4,082	436	0.1068	0.8932	12.23
72.5	3,564	379	0.1063	0.8937	10.92
73.5	3,041	80	0.0263	0.9737	9.76
74.5	2,832	32	0.0113	0.9887	9.50
75.5	2,552	16	0.0063	0.9937	9.39
76.5	2,144	9	0.0042	0.9958	9.33
77.5	1,112	10	0.0090	0.9910	9.29
78.5					9.21



KCP&L - GREATER MISSOURI OPERATIONS
L&P JURISDICTION

ACCOUNT 365 OVERHEAD CONDUCTORS AND DEVICES

ORIGINAL LIFE TABLE

PLACEMENT BAND 1909-2008			EXPERIENCE BAND 1979-2008		
AGE AT BEGIN OF INTERVAL	EXPOSURES AT BEGINNING OF AGE INTERVAL	RETIREMENTS DURING AGE INTERVAL	RETMT RATIO	SURV RATIO	PCT SURV BEGIN OF INTERVAL
0.0	21,271,834	73,605	0.0035	0.9965	100.00
0.5	20,209,842	27,781	0.0014	0.9986	99.65
1.5	19,797,927	62,522	0.0032	0.9968	99.51
2.5	19,445,446	36,091	0.0019	0.9981	99.19
3.5	18,340,640	14,991	0.0008	0.9992	99.00
4.5	17,918,597	29,864	0.0017	0.9983	98.92
5.5	17,810,011	41,176	0.0023	0.9977	98.75
6.5	17,702,978	73,070	0.0041	0.9959	98.52
7.5	17,481,751	72,344	0.0041	0.9959	98.12
8.5	16,932,827	128,388	0.0076	0.9924	97.72
9.5	16,616,045	171,885	0.0103	0.9897	96.98
10.5	15,988,389	129,813	0.0081	0.9919	95.98
11.5	15,390,868	136,094	0.0088	0.9912	95.20
12.5	14,837,706	170,818	0.0115	0.9885	94.36
13.5	14,399,392	112,487	0.0078	0.9922	93.27
14.5	13,763,987	71,659	0.0052	0.9948	92.54
15.5	13,186,266	79,065	0.0060	0.9940	92.06
16.5	12,320,463	176,113	0.0143	0.9857	91.51
17.5	11,669,304	31,141	0.0027	0.9973	90.20
18.5	10,218,561	75,184	0.0074	0.9926	89.96
19.5	9,533,113	95,051	0.0100	0.9900	89.29
20.5	9,172,838	34,155	0.0037	0.9963	88.40
21.5	8,824,856	38,288	0.0043	0.9957	88.07
22.5	8,403,957	28,720	0.0034	0.9966	87.69
23.5	8,051,174	55,156	0.0069	0.9931	87.39
24.5	7,764,067	108,039	0.0139	0.9861	86.79
25.5	7,371,271	56,270	0.0076	0.9924	85.58
26.5	6,932,754	50,343	0.0073	0.9927	84.93
27.5	6,422,806	54,683	0.0085	0.9915	84.31
28.5	6,136,780	37,666	0.0061	0.9939	83.59
29.5	5,893,683	68,943	0.0117	0.9883	83.08
30.5	5,747,889	98,697	0.0172	0.9828	82.11
31.5	5,263,593	104,358	0.0198	0.9802	80.70
32.5	4,816,150	74,592	0.0155	0.9845	79.10
33.5	4,458,960	97,022	0.0218	0.9782	77.87
34.5	4,136,554	96,208	0.0233	0.9767	76.17
35.5	3,857,421	69,480	0.0180	0.9820	74.40
36.5	3,668,585	46,713	0.0127	0.9873	73.06
37.5	3,393,719	62,423	0.0184	0.9816	72.13
38.5	2,966,756	68,210	0.0230	0.9770	70.80

KCP&L - GREATER MISSOURI OPERATIONS
L&P JURISDICTION

ACCOUNT 365 OVERHEAD CONDUCTORS AND DEVICES

ORIGINAL LIFE TABLE, CONT.

PLACEMENT BAND 1909-2008			EXPERIENCE BAND 1979-2008		
AGE AT BEGIN OF INTERVAL	EXPOSURES AT BEGINNING OF AGE INTERVAL	RETIREMENTS DURING AGE INTERVAL	RETMT RATIO	SURV RATIO	PCT SURV BEGIN OF INTERVAL
39.5	2,766,786	48,851	0.0177	0.9823	69.17
40.5	2,582,292	46,006	0.0178	0.9822	67.95
41.5	2,572,239	39,465	0.0153	0.9847	66.74
42.5	2,338,574	22,339	0.0096	0.9904	65.72
43.5	2,068,096	51,040	0.0247	0.9753	65.09
44.5	1,899,344	62,865	0.0331	0.9669	63.48
45.5	1,750,253	89,453	0.0511	0.9489	61.38
46.5	1,585,672	86,157	0.0543	0.9457	58.24
47.5	1,439,830	68,171	0.0473	0.9527	55.08
48.5	1,305,357	29,285	0.0224	0.9776	52.47
49.5	1,198,917	9,521	0.0079	0.9921	51.29
50.5	1,179,843	12,219	0.0104	0.9896	50.88
51.5	1,064,689	14,512	0.0136	0.9864	50.35
52.5	984,478	10,069	0.0102	0.9898	49.67
53.5	922,242	13,111	0.0142	0.9858	49.16
54.5	874,479	10,318	0.0118	0.9882	48.46
55.5	808,944	9,460	0.0117	0.9883	47.89
56.5	750,100	14,278	0.0190	0.9810	47.33
57.5	689,812	6,840	0.0099	0.9901	46.43
58.5	620,793	11,956	0.0193	0.9807	45.97
59.5	518,610	14,173	0.0273	0.9727	45.08
60.5	390,232	2,044	0.0052	0.9948	43.85
61.5	336,846	2,181	0.0065	0.9935	43.62
62.5	318,463	2,442	0.0077	0.9923	43.34
63.5	308,750	2,038	0.0066	0.9934	43.01
64.5	304,951	4,493	0.0147	0.9853	42.73
65.5	296,668	3,501	0.0118	0.9882	42.10
66.5	283,712	5,492	0.0194	0.9806	41.60
67.5	265,766	5,172	0.0195	0.9805	40.79
68.5	249,762	6,526	0.0261	0.9739	39.99
69.5	230,801	5,317	0.0230	0.9770	38.95
70.5	219,562	11,932	0.0543	0.9457	38.05
71.5	99,166	5,660	0.0571	0.9429	35.98
72.5	83,306	1,285	0.0154	0.9846	33.93
73.5	81,162	761	0.0094	0.9906	33.41
74.5	79,952	1,626	0.0203	0.9797	33.10
75.5	77,375	5,309	0.0686	0.9314	32.43
76.5	64,661	3,703	0.0573	0.9427	30.21
77.5	58,372	4,089	0.0701	0.9299	28.48
78.5	42,845	2,913	0.0680	0.9320	26.48

KCP&L - GREATER MISSOURI OPERATIONS
L&P JURISDICTION

ACCOUNT 365 OVERHEAD CONDUCTORS AND DEVICES

ORIGINAL LIFE TABLE, CONT.

PLACEMENT BAND 1909-2008			EXPERIENCE BAND 1979-2008			
AGE AT BEGIN OF INTERVAL	EXPOSURES AT BEGINNING OF AGE INTERVAL	RETIREMENTS DURING AGE INTERVAL	RETMT RATIO	SURV RATIO	PCT SURV BEGIN OF INTERVAL	
79.5	19,999	2,426	0.1213	0.8787	24.68	
80.5	1		0.0000	1.0000	21.69	
81.5	1		0.0000	1.0000	21.69	
82.5	1		0.0000	1.0000	21.69	
83.5	1		0.0000	1.0000	21.69	
84.5	1		0.0000	1.0000	21.69	
85.5	1		0.0000	1.0000	21.69	
86.5	1		0.0000	1.0000	21.69	
87.5	1		0.0000	1.0000	21.69	
88.5	1		0.0000	1.0000	21.69	
89.5	1		0.0000	1.0000	21.69	
90.5	1		0.0000	1.0000	21.69	
91.5	1	1	1.0000	0.0000	21.69	
92.5					0.00	

KCP&L - GREATER MISSOURI OPERATIONS
L&P JURISDICTION

ACCOUNT 365 OVERHEAD CONDUCTORS AND DEVICES

ORIGINAL LIFE TABLE

PLACEMENT BAND 1909-2008			EXPERIENCE BAND 1999-2008		
AGE AT BEGIN OF INTERVAL	EXPOSURES AT BEGINNING OF AGE INTERVAL	RETIREMENTS DURING AGE INTERVAL	RETMT RATIO	SURV RATIO	PCT SURV BEGIN OF INTERVAL
0.0	7,853,695	67,227	0.0086	0.9914	100.00
0.5	7,212,813	23,929	0.0033	0.9967	99.14
1.5	6,853,575	34,076	0.0050	0.9950	98.81
2.5	6,654,372	13,543	0.0020	0.9980	98.32
3.5	5,680,663	4,195	0.0007	0.9993	98.12
4.5	5,462,549	11,702	0.0021	0.9979	98.05
5.5	5,648,758	11,883	0.0021	0.9979	97.84
6.5	6,091,295	5,273	0.0009	0.9991	97.63
7.5	6,259,318	8,515	0.0014	0.9986	97.54
8.5	6,847,690	56,876	0.0083	0.9917	97.40
9.5	7,286,093	66,010	0.0091	0.9909	96.59
10.5	7,067,205	37,392	0.0053	0.9947	95.71
11.5	7,152,036	65,178	0.0091	0.9909	95.20
12.5	7,131,025	78,638	0.0110	0.9890	94.33
13.5	7,337,540	70,058	0.0095	0.9905	93.29
14.5	7,021,443	26,983	0.0038	0.9962	92.40
15.5	6,852,883	54,970	0.0080	0.9920	92.05
16.5	6,354,883	148,283	0.0233	0.9767	91.31
17.5	6,208,002	16,885	0.0027	0.9973	89.18
18.5	4,950,226	65,247	0.0132	0.9868	88.94
19.5	4,453,078	82,929	0.0186	0.9814	87.77
20.5	4,166,551	25,064	0.0060	0.9940	86.14
21.5	4,159,170	23,837	0.0057	0.9943	85.62
22.5	4,036,774	14,431	0.0036	0.9964	85.13
23.5	3,924,116	26,306	0.0067	0.9933	84.82
24.5	3,883,517	89,461	0.0230	0.9770	84.25
25.5	3,679,333	30,271	0.0082	0.9918	82.31
26.5	3,352,772	32,137	0.0096	0.9904	81.64
27.5	3,100,802	35,736	0.0115	0.9885	80.86
28.5	3,204,742	25,174	0.0079	0.9921	79.93
29.5	3,074,481	42,022	0.0137	0.9863	79.30
30.5	3,028,920	67,565	0.0223	0.9777	78.21
31.5	2,628,136	85,371	0.0325	0.9675	76.47
32.5	2,401,664	54,214	0.0226	0.9774	73.98
33.5	2,343,243	63,195	0.0270	0.9730	72.31
34.5	2,179,012	74,136	0.0340	0.9660	70.36
35.5	2,042,496	54,853	0.0269	0.9731	67.97
36.5	2,008,933	36,707	0.0183	0.9817	66.14
37.5	1,832,791	48,949	0.0267	0.9733	64.93
38.5	1,531,098	53,214	0.0348	0.9652	63.20

KCP&L - GREATER MISSOURI OPERATIONS
L&P JURISDICTION

ACCOUNT 365 OVERHEAD CONDUCTORS AND DEVICES

ORIGINAL LIFE TABLE, CONT.

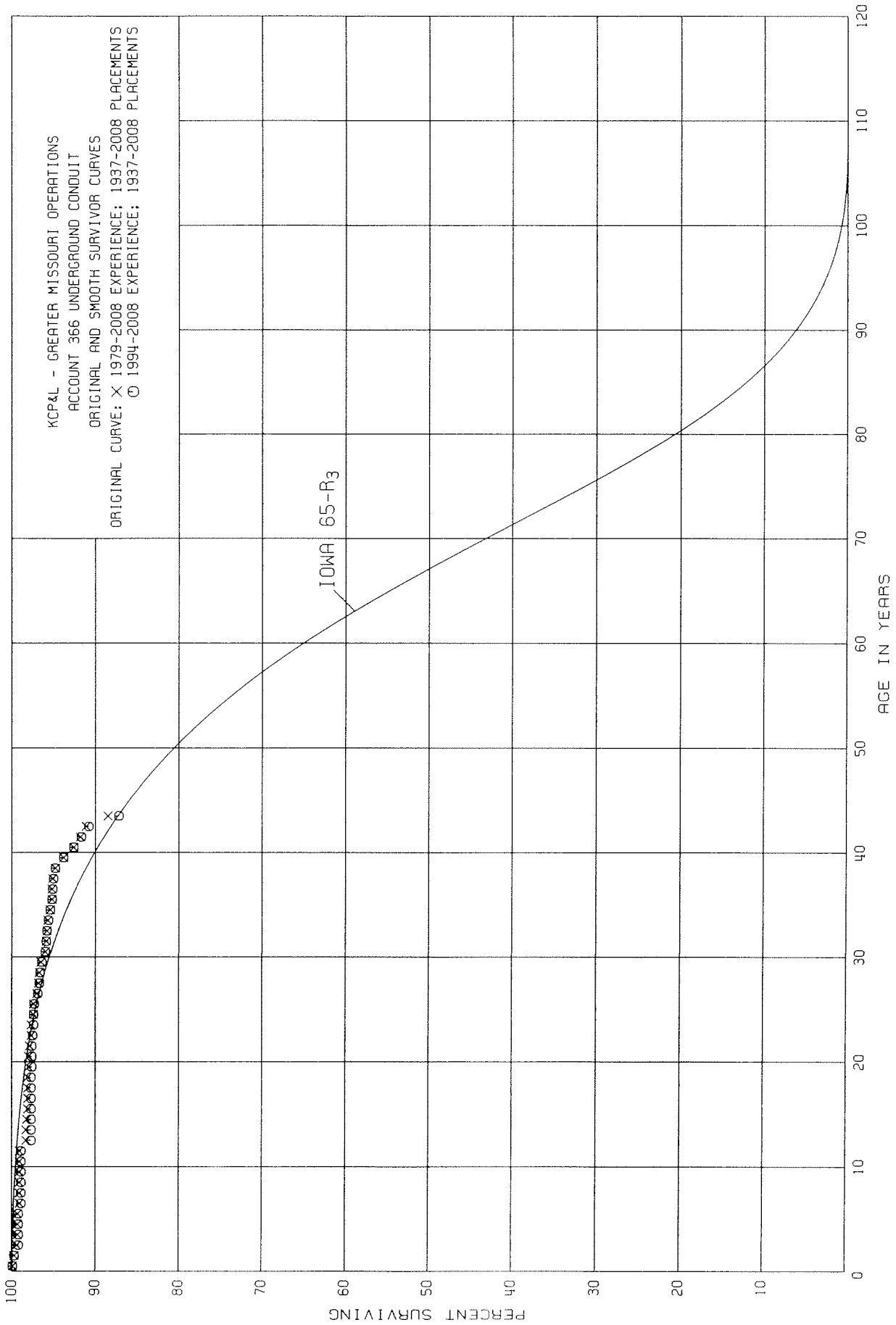
PLACEMENT BAND 1909-2008			EXPERIENCE BAND 1999-2008		
AGE AT BEGIN OF INTERVAL	EXPOSURES AT BEGINNING OF AGE INTERVAL	RETIREMENTS DURING AGE INTERVAL	RETMT RATIO	SURV RATIO	PCT SURV BEGIN OF INTERVAL
39.5	1,473,158	37,667	0.0256	0.9744	61.00
40.5	1,422,876	24,166	0.0170	0.9830	59.44
41.5	1,454,650	29,261	0.0201	0.9799	58.43
42.5	1,330,890	15,657	0.0118	0.9882	57.26
43.5	1,183,138	39,843	0.0337	0.9663	56.58
44.5	1,099,861	54,263	0.0493	0.9507	54.67
45.5	1,025,631	72,840	0.0710	0.9290	51.97
46.5	931,327	79,752	0.0856	0.9144	48.28
47.5	829,033	65,625	0.0792	0.9208	44.15
48.5	735,550	26,334	0.0358	0.9642	40.65
49.5	690,174	7,330	0.0106	0.9894	39.19
50.5	701,418	7,522	0.0107	0.9893	38.77
51.5	651,313	4,513	0.0069	0.9931	38.36
52.5	602,905	3,882	0.0064	0.9936	38.10
53.5	556,312	2,448	0.0044	0.9956	37.86
54.5	530,426	2,375	0.0045	0.9955	37.69
55.5	478,191	1,939	0.0041	0.9959	37.52
56.5	437,128	2,830	0.0065	0.9935	37.37
57.5	402,115	3,267	0.0081	0.9919	37.13
58.5	349,861	6,907	0.0197	0.9803	36.83
59.5	265,471	4,692	0.0177	0.9823	36.10
60.5	152,819	1,516	0.0099	0.9901	35.46
61.5	223,884	1,709	0.0076	0.9924	35.11
62.5	218,985	1,967	0.0090	0.9910	34.84
63.5	211,049	1,828	0.0087	0.9913	34.53
64.5	207,957	4,069	0.0196	0.9804	34.23
65.5	201,518	3,218	0.0160	0.9840	33.56
66.5	197,384	4,163	0.0211	0.9789	33.02
67.5	187,290	4,769	0.0255	0.9745	32.32
68.5	187,367	6,315	0.0337	0.9663	31.50
69.5	194,159	3,524	0.0182	0.9818	30.44
70.5	219,520	11,898	0.0542	0.9458	29.89
71.5	99,158	5,653	0.0570	0.9430	28.27
72.5	83,305	1,285	0.0154	0.9846	26.66
73.5	81,161	761	0.0094	0.9906	26.25
74.5	79,951	1,626	0.0203	0.9797	26.00
75.5	77,374	5,309	0.0686	0.9314	25.47
76.5	64,660	3,703	0.0573	0.9427	23.72
77.5	58,371	4,089	0.0701	0.9299	22.36
78.5	42,844	2,913	0.0680	0.9320	20.79

KCP&L - GREATER MISSOURI OPERATIONS
L&P JURISDICTION

ACCOUNT 365 OVERHEAD CONDUCTORS AND DEVICES

ORIGINAL LIFE TABLE, CONT.

PLACEMENT BAND 1909-2008			EXPERIENCE BAND 1999-2008			
AGE AT BEGIN OF INTERVAL	EXPOSURES AT BEGINNING OF AGE INTERVAL	RETIREMENTS DURING AGE INTERVAL	RETMT RATIO	SURV RATIO	PCT SURV BEGIN OF INTERVAL	
79.5	19,998	2,426	0.1213	0.8787	19.38	
80.5					17.03	
81.5						
82.5						
83.5						
84.5						
85.5						
86.5						
87.5						
88.5						
89.5	1		0.0000			
90.5	1		0.0000			
91.5	1	1	1.0000			
92.5						



KCP&L - GREATER MISSOURI OPERATIONS
L&P JURISDICTION

ACCOUNT 366 UNDERGROUND CONDUIT

ORIGINAL LIFE TABLE

PLACEMENT BAND 1937-2008			EXPERIENCE BAND 1979-2008		
AGE AT BEGIN OF INTERVAL	EXPOSURES AT BEGINNING OF AGE INTERVAL	RETIREMENTS DURING AGE INTERVAL	RETMT RATIO	SURV RATIO	PCT SURV BEGIN OF INTERVAL
0.0	6,903,728	1,298	0.0002	0.9998	100.00
0.5	6,758,719	17,650	0.0026	0.9974	99.98
1.5	6,627,609	24,211	0.0037	0.9963	99.72
2.5	6,449,793	560	0.0001	0.9999	99.35
3.5	6,087,256	343	0.0001	0.9999	99.34
4.5	5,683,274	175	0.0000	1.0000	99.33
5.5	5,123,572	9,644	0.0019	0.9981	99.33
6.5	4,742,300	105	0.0000	1.0000	99.14
7.5	4,615,550	850	0.0002	0.9998	99.14
8.5	4,128,427	157	0.0000	1.0000	99.12
9.5	3,745,700	92	0.0000	1.0000	99.12
10.5	3,249,042	985	0.0003	0.9997	99.12
11.5	3,028,286	24,646	0.0081	0.9919	99.09
12.5	2,769,018	676	0.0002	0.9998	98.29
13.5	2,575,797	746	0.0003	0.9997	98.27
14.5	2,376,407	4,254	0.0018	0.9982	98.24
15.5	2,247,485	64	0.0000	1.0000	98.06
16.5	2,098,819	37	0.0000	1.0000	98.06
17.5	1,997,292	277	0.0001	0.9999	98.06
18.5	1,862,687	556	0.0003	0.9997	98.05
19.5	1,767,251	867	0.0005	0.9995	98.02
20.5	1,508,702	1,148	0.0008	0.9992	97.97
21.5	1,409,050	2,312	0.0016	0.9984	97.89
22.5	1,342,186	1,086	0.0008	0.9992	97.73
23.5	1,267,392	3,325	0.0026	0.9974	97.65
24.5	1,241,300	554	0.0004	0.9996	97.40
25.5	1,218,834	5,054	0.0041	0.9959	97.36
26.5	1,164,412	2,513	0.0022	0.9978	96.96
27.5	1,100,831	734	0.0007	0.9993	96.75
28.5	998,024	2,356	0.0024	0.9976	96.68
29.5	866,523	3,802	0.0044	0.9956	96.45
30.5	820,378	1,162	0.0014	0.9986	96.03
31.5	693,152	571	0.0008	0.9992	95.90
32.5	630,522	1,053	0.0017	0.9983	95.82
33.5	569,746	1,522	0.0027	0.9973	95.66
34.5	525,352	893	0.0017	0.9983	95.40
35.5	505,614	405	0.0008	0.9992	95.24
36.5	458,799	540	0.0012	0.9988	95.16
37.5	358,122	956	0.0027	0.9973	95.05
38.5	309,935	3,111	0.0100	0.9900	94.79

KCP&L - GREATER MISSOURI OPERATIONS
L&P JURISDICTION

ACCOUNT 366 UNDERGROUND CONDUIT

ORIGINAL LIFE TABLE, CONT.

PLACEMENT BAND 1937-2008			EXPERIENCE BAND 1979-2008			
AGE AT BEGIN OF INTERVAL	EXPOSURES AT BEGINNING OF AGE INTERVAL	RETIREMENTS DURING AGE INTERVAL	RETMT RATIO	SURV RATIO	PCT SURV BEGIN OF INTERVAL	
39.5	298,445	3,914	0.0131	0.9869	93.84	
40.5	238,223	2,108	0.0088	0.9912	92.61	
41.5	136,157	1,101	0.0081	0.9919	91.80	
42.5	67,562	1,884	0.0279	0.9721	91.06	
43.5	28,140	394	0.0140	0.9860	88.52	
44.5	27,254	157	0.0058	0.9942	87.28	
45.5	24,604	27	0.0011	0.9989	86.77	
46.5	23,726	315	0.0133	0.9867	86.67	
47.5	23,411	384	0.0164	0.9836	85.52	
48.5	23,027	16	0.0007	0.9993	84.12	
49.5	23,011	97	0.0042	0.9958	84.06	
50.5	21,833	6	0.0003	0.9997	83.71	
51.5	21,789	36	0.0017	0.9983	83.68	
52.5	21,747		0.0000	1.0000	83.54	
53.5	21,747	4	0.0002	0.9998	83.54	
54.5	21,743	14	0.0006	0.9994	83.52	
55.5	19,983		0.0000	1.0000	83.47	
56.5	19,983	15	0.0008	0.9992	83.47	
57.5	19,951		0.0000	1.0000	83.40	
58.5	19,951	13	0.0007	0.9993	83.40	
59.5	19,938	123	0.0062	0.9938	83.34	
60.5	19,815	41	0.0021	0.9979	82.82	
61.5	19,774	120	0.0061	0.9939	82.65	
62.5	19,654	15	0.0008	0.9992	82.15	
63.5	19,639		0.0000	1.0000	82.08	
64.5	19,623	12	0.0006	0.9994	82.08	
65.5	19,611	465	0.0237	0.9763	82.03	
66.5	19,146	4	0.0002	0.9998	80.09	
67.5	19,142		0.0000	1.0000	80.07	
68.5	19,090	336	0.0176	0.9824	80.07	
69.5	18,742	11	0.0006	0.9994	78.66	
70.5	4,451		0.0000	1.0000	78.61	
71.5					78.61	

KCP&L - GREATER MISSOURI OPERATIONS
L&P JURISDICTION

ACCOUNT 366 UNDERGROUND CONDUIT

ORIGINAL LIFE TABLE

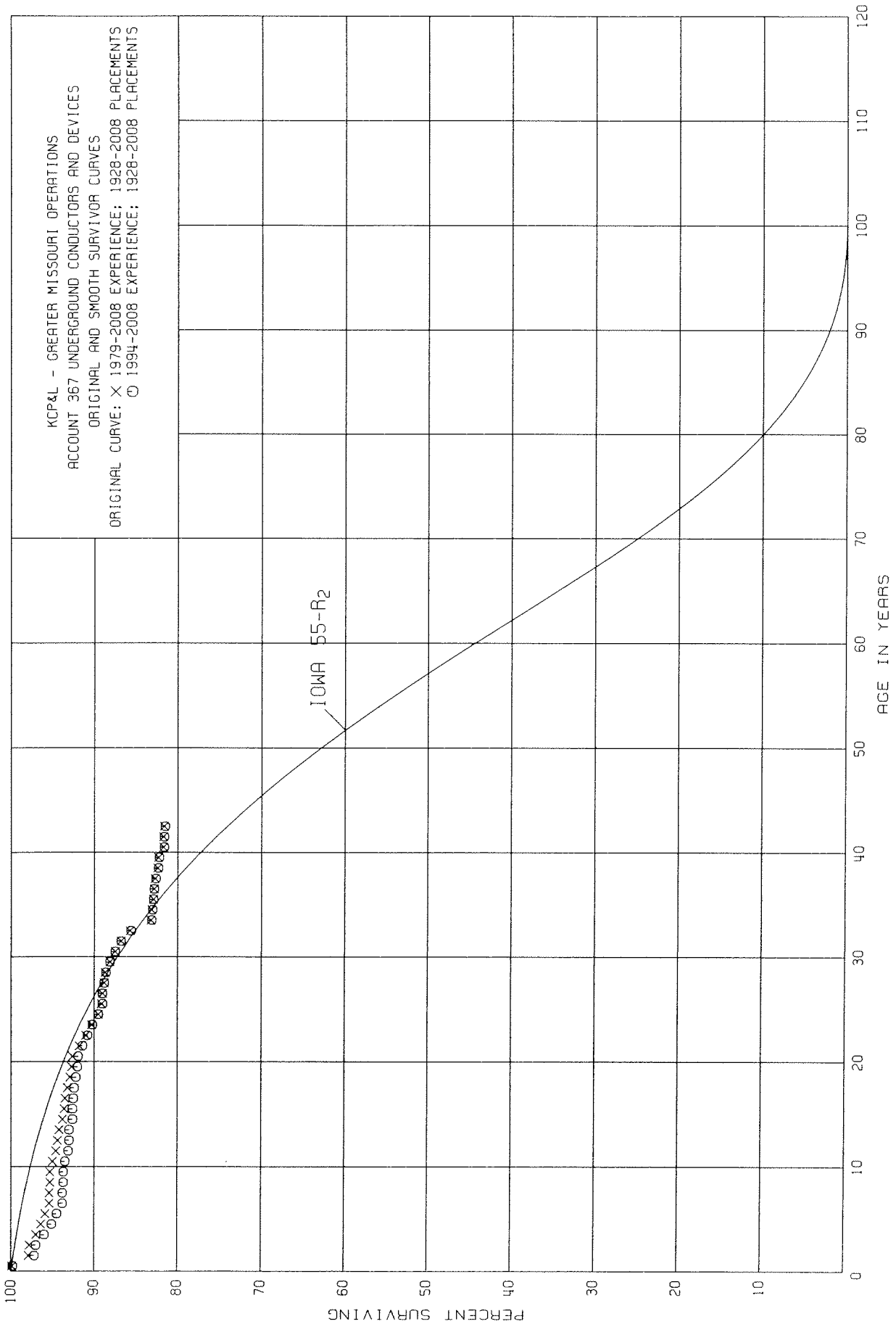
PLACEMENT BAND 1937-2008			EXPERIENCE BAND 1994-2008		
AGE AT BEGIN OF INTERVAL	EXPOSURES AT BEGINNING OF AGE INTERVAL	RETIREMENTS DURING AGE INTERVAL	RETMT RATIO	SURV RATIO	PCT SURV BEGIN OF INTERVAL
0.0	5,403,299	1,298	0.0002	0.9998	100.00
0.5	5,322,071	17,650	0.0033	0.9967	99.98
1.5	5,218,047	24,211	0.0046	0.9954	99.65
2.5	5,076,947	560	0.0001	0.9999	99.19
3.5	4,783,891	343	0.0001	0.9999	99.18
4.5	4,447,984	175	0.0000	1.0000	99.17
5.5	4,126,580	9,372	0.0023	0.9977	99.17
6.5	3,796,599	105	0.0000	1.0000	98.94
7.5	3,635,053	850	0.0002	0.9998	98.94
8.5	3,170,937	62	0.0000	1.0000	98.92
9.5	2,800,227	44	0.0000	1.0000	98.92
10.5	2,254,608	23	0.0000	1.0000	98.92
11.5	1,976,494	24,070	0.0122	0.9878	98.92
12.5	1,709,041	100	0.0001	0.9999	97.71
13.5	1,569,804	176	0.0001	0.9999	97.70
14.5	1,499,211	387	0.0003	0.9997	97.69
15.5	1,415,344	17	0.0000	1.0000	97.66
16.5	1,387,770	7	0.0000	1.0000	97.66
17.5	1,348,819	17	0.0000	1.0000	97.66
18.5	1,278,409	218	0.0002	0.9998	97.66
19.5	1,235,116	787	0.0006	0.9994	97.64
20.5	994,337	267	0.0003	0.9997	97.58
21.5	943,243	661	0.0007	0.9993	97.55
22.5	976,869	856	0.0009	0.9991	97.48
23.5	951,881	236	0.0002	0.9998	97.39
24.5	939,671	378	0.0004	0.9996	97.37
25.5	984,746	4,476	0.0045	0.9955	97.33
26.5	1,037,023	2,290	0.0022	0.9978	96.89
27.5	1,043,012	515	0.0005	0.9995	96.68
28.5	987,238	2,356	0.0024	0.9976	96.63
29.5	856,610	3,802	0.0044	0.9956	96.40
30.5	813,743	1,162	0.0014	0.9986	95.98
31.5	688,424	571	0.0008	0.9992	95.85
32.5	625,794	1,053	0.0017	0.9983	95.77
33.5	565,018	1,522	0.0027	0.9973	95.61
34.5	520,340	766	0.0015	0.9985	95.35
35.5	503,144	405	0.0008	0.9992	95.21
36.5	456,329	540	0.0012	0.9988	95.13
37.5	355,652	956	0.0027	0.9973	95.02
38.5	307,465	3,111	0.0101	0.9899	94.76

KCP&L - GREATER MISSOURI OPERATIONS
L&P JURISDICTION

ACCOUNT 366 UNDERGROUND CONDUIT

ORIGINAL LIFE TABLE, CONT.

PLACEMENT BAND 1937-2008			EXPERIENCE BAND 1994-2008			
AGE AT BEGIN OF INTERVAL	EXPOSURES AT BEGINNING OF AGE INTERVAL	RETIREMENTS DURING AGE INTERVAL	RETMT RATIO	SURV RATIO	PCT SURV BEGIN OF INTERVAL	
39.5	295,963	3,914	0.0132	0.9868	93.80	
40.5	222,464	2,108	0.0095	0.9905	92.56	
41.5	115,868	1,101	0.0095	0.9905	91.68	
42.5	47,273	1,884	0.0399	0.9601	90.81	
43.5	7,851	150	0.0191	0.9809	87.19	
44.5	7,209	157	0.0218	0.9782	85.52	
45.5	4,559	27	0.0059	0.9941	83.66	
46.5	3,681	315	0.0856	0.9144	83.17	
47.5	3,366	305	0.0906	0.9094	76.05	
48.5	3,061	16	0.0052	0.9948	69.16	
49.5	3,085	97	0.0314	0.9686	68.80	
50.5	1,907	6	0.0031	0.9969	66.64	
51.5	1,863	36	0.0193	0.9807	66.43	
52.5	1,821		0.0000	1.0000	65.15	
53.5	1,821	4	0.0022	0.9978	65.15	
54.5	1,829	14	0.0077	0.9923	65.01	
55.5	15,532		0.0000	1.0000	64.51	
56.5	19,983	15	0.0008	0.9992	64.51	
57.5	19,951		0.0000	1.0000	64.46	
58.5	19,951	13	0.0007	0.9993	64.46	
59.5	19,938	123	0.0062	0.9938	64.41	
60.5	19,815	41	0.0021	0.9979	64.01	
61.5	19,774	120	0.0061	0.9939	63.88	
62.5	19,654	15	0.0008	0.9992	63.49	
63.5	19,639		0.0000	1.0000	63.44	
64.5	19,623	12	0.0006	0.9994	63.44	
65.5	19,611	465	0.0237	0.9763	63.40	
66.5	19,146	4	0.0002	0.9998	61.90	
67.5	19,142		0.0000	1.0000	61.89	
68.5	19,090	336	0.0176	0.9824	61.89	
69.5	18,742	11	0.0006	0.9994	60.80	
70.5	4,451		0.0000	1.0000	60.76	
71.5					60.76	



KCP&L - GREATER MISSOURI OPERATIONS
L&P JURISDICTION

ACCOUNT 367 UNDERGROUND CONDUCTORS AND DEVICES

ORIGINAL LIFE TABLE

PLACEMENT BAND 1928-2008			EXPERIENCE BAND 1979-2008		
AGE AT BEGIN OF INTERVAL	EXPOSURES AT BEGINNING OF AGE INTERVAL	RETIREMENTS DURING AGE INTERVAL	RETMT RATIO	SURV RATIO	PCT SURV BEGIN OF INTERVAL
0.0	17,064,177	21,585	0.0013	0.9987	100.00
0.5	16,234,177	313,057	0.0193	0.9807	99.87
1.5	15,501,642	25,702	0.0017	0.9983	97.94
2.5	15,357,244	117,066	0.0076	0.9924	97.77
3.5	13,748,088	84,695	0.0062	0.9938	97.03
4.5	13,511,469	69,517	0.0051	0.9949	96.43
5.5	13,111,188	70,840	0.0054	0.9946	95.94
6.5	12,724,172	4,742	0.0004	0.9996	95.42
7.5	12,770,650	6,940	0.0005	0.9995	95.38
8.5	11,304,035	9,505	0.0008	0.9992	95.33
9.5	10,201,965	27,926	0.0027	0.9973	95.25
10.5	8,983,051	34,247	0.0038	0.9962	94.99
11.5	8,161,840	23,780	0.0029	0.9971	94.63
12.5	7,517,963	13,465	0.0018	0.9982	94.36
13.5	7,001,964	30,099	0.0043	0.9957	94.19
14.5	6,542,442	10,562	0.0016	0.9984	93.78
15.5	6,043,711	9,521	0.0016	0.9984	93.63
16.5	5,566,072	14,402	0.0026	0.9974	93.48
17.5	5,111,571	17,519	0.0034	0.9966	93.24
18.5	4,685,587	11,189	0.0024	0.9976	92.92
19.5	4,233,862	6,395	0.0015	0.9985	92.70
20.5	3,673,144	29,617	0.0081	0.9919	92.56
21.5	3,394,950	31,136	0.0092	0.9908	91.81
22.5	3,125,673	23,009	0.0074	0.9926	90.97
23.5	2,885,948	24,827	0.0086	0.9914	90.30
24.5	2,752,381	14,342	0.0052	0.9948	89.52
25.5	2,567,290	1,537	0.0006	0.9994	89.05
26.5	2,446,749	4,623	0.0019	0.9981	89.00
27.5	2,284,725	4,667	0.0020	0.9980	88.83
28.5	2,124,277	12,081	0.0057	0.9943	88.65
29.5	1,890,772	13,492	0.0071	0.9929	88.14
30.5	1,630,906	12,404	0.0076	0.9924	87.51
31.5	1,353,008	18,286	0.0135	0.9865	86.84
32.5	1,151,623	33,600	0.0292	0.9708	85.67
33.5	911,315	1,076	0.0012	0.9988	83.17
34.5	810,615	1,355	0.0017	0.9983	83.07
35.5	716,286	861	0.0012	0.9988	82.93
36.5	640,528	912	0.0014	0.9986	82.83
37.5	508,287	1,776	0.0035	0.9965	82.71
38.5	405,305	508	0.0013	0.9987	82.42
39.5	351,665	2,502	0.0071	0.9929	82.31

KCP&L - GREATER MISSOURI OPERATIONS
L&P JURISDICTION

ACCOUNT 367 UNDERGROUND CONDUCTORS AND DEVICES

ORIGINAL LIFE TABLE, CONT.

PLACEMENT BAND 1928-2008			EXPERIENCE BAND 1979-2008			
AGE AT BEGIN OF INTERVAL	EXPOSURES AT BEGINNING OF AGE INTERVAL	RETIREMENTS DURING AGE INTERVAL	RETMT RATIO	SURV RATIO	PCT SURV BEGIN OF INTERVAL	
40.5	242,392	88	0.0004	0.9996	81.73	
41.5	194,765	287	0.0015	0.9985	81.70	
42.5	106,144	75	0.0007	0.9993	81.58	
43.5	45,274	40	0.0009	0.9991	81.52	
44.5	42,842	3	0.0001	0.9999	81.45	
45.5	36,637	698	0.0191	0.9809	81.44	
46.5	35,176	46	0.0013	0.9987	79.88	
47.5	35,130	299	0.0085	0.9915	79.78	
48.5	34,831	2,024	0.0581	0.9419	79.10	
49.5	32,806	153	0.0047	0.9953	74.50	
50.5	33,472	17	0.0005	0.9995	74.15	
51.5	33,455	24	0.0007	0.9993	74.11	
52.5	33,431	96	0.0029	0.9971	74.06	
53.5	33,334	218	0.0065	0.9935	73.85	
54.5	30,480	2	0.0001	0.9999	73.37	
55.5	25,953	82	0.0032	0.9968	73.36	
56.5	25,953	319	0.0123	0.9877	73.13	
57.5	25,953	399	0.0154	0.9846	72.23	
58.5	23,560	176	0.0075	0.9925	71.12	
59.5	23,560	60	0.0025	0.9975	70.59	
60.5	23,560	97	0.0041	0.9959	70.41	
61.5	23,473	47	0.0020	0.9980	70.12	
62.5	23,426	19	0.0008	0.9992	69.98	
63.5	23,407	2,143	0.0916	0.9084	69.92	
64.5	21,256	51	0.0024	0.9976	63.52	
65.5	21,231	39	0.0018	0.9982	63.37	
66.5	21,225	7,146	0.3367	0.6633	63.26	
67.5	14,053	170	0.0121	0.9879	41.96	
68.5	13,553	792	0.0584	0.9416	41.45	
69.5	12,865	45	0.0035	0.9965	39.03	
70.5	12,846	15	0.0012	0.9988	38.89	
71.5	1,927		0.0000	1.0000	38.84	
72.5	1,927	873	0.4530	0.5470	38.84	
73.5	1,054	27	0.0256	0.9744	21.25	
74.5	1,054	25	0.0237	0.9763	20.71	
75.5	1,030	37	0.0359	0.9641	20.22	
76.5	1,030	69	0.0670	0.9330	19.49	
77.5	1,028	80	0.0778	0.9222	18.18	
78.5	1,027		0.0000	1.0000	16.77	
79.5	1,027	812	0.7907	0.2093	16.77	
80.5					3.51	

KCP&L - GREATER MISSOURI OPERATIONS
L&P JURISDICTION

ACCOUNT 367 UNDERGROUND CONDUCTORS AND DEVICES

ORIGINAL LIFE TABLE

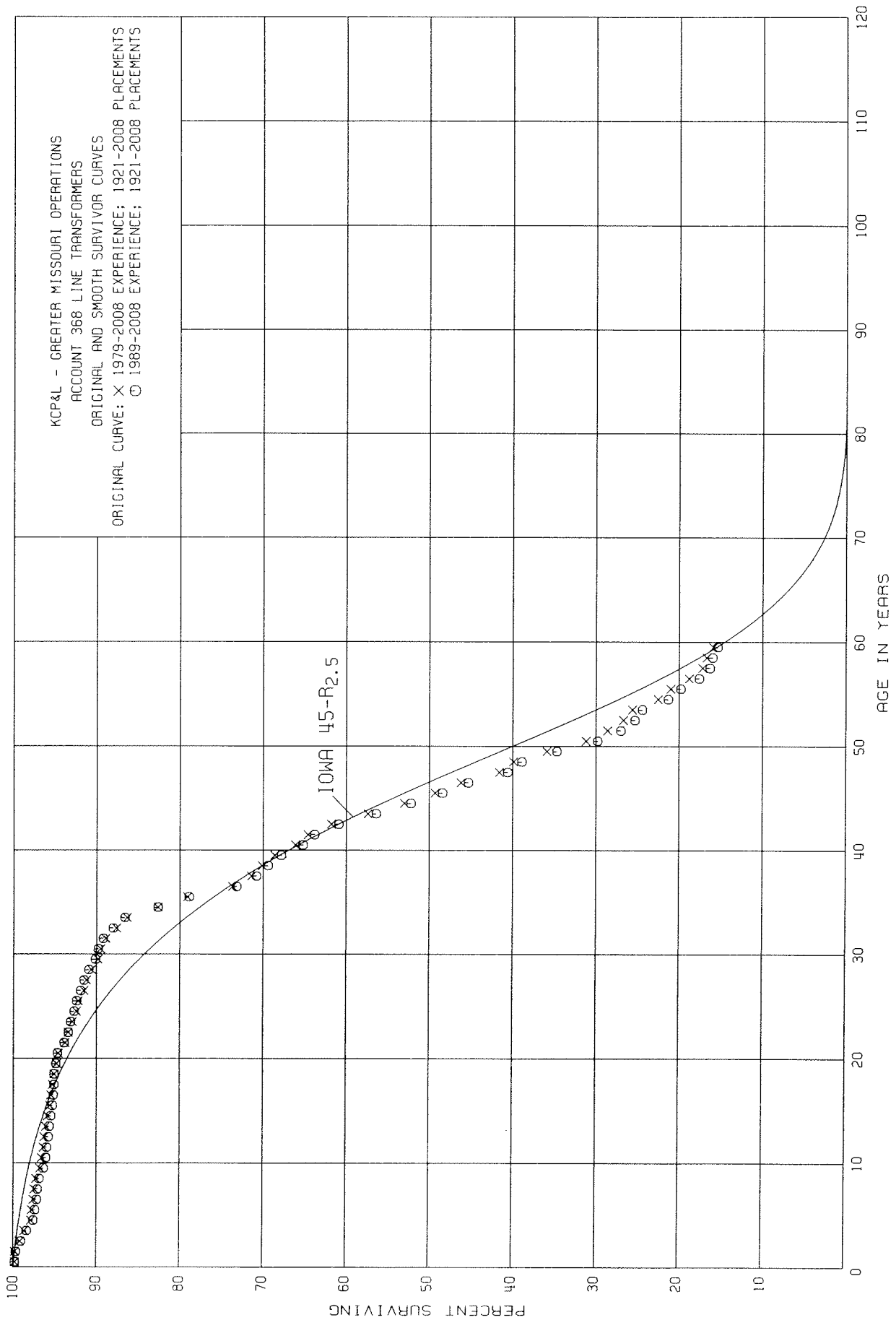
PLACEMENT BAND 1928-2008			EXPERIENCE BAND 1994-2008		
AGE AT BEGIN OF INTERVAL	EXPOSURES AT BEGINNING OF AGE INTERVAL	RETIREMENTS DURING AGE INTERVAL	RETMT RATIO	SURV RATIO	PCT SURV BEGIN OF INTERVAL
0.0	12,283,590	21,585	0.0018	0.9982	100.00
0.5	11,717,331	307,565	0.0262	0.9738	99.82
1.5	11,172,951	25,702	0.0023	0.9977	97.20
2.5	11,233,064	117,017	0.0104	0.9896	96.98
3.5	9,815,226	84,386	0.0086	0.9914	95.97
4.5	9,996,820	69,216	0.0069	0.9931	95.14
5.5	10,042,224	69,444	0.0069	0.9931	94.48
6.5	9,831,633	4,492	0.0005	0.9995	93.83
7.5	9,911,618	4,020	0.0004	0.9996	93.78
8.5	8,604,858	2,439	0.0003	0.9997	93.74
9.5	7,564,633	18,980	0.0025	0.9975	93.71
10.5	6,421,119	28,996	0.0045	0.9955	93.48
11.5	5,655,190	1,689	0.0003	0.9997	93.06
12.5	5,109,486	2,866	0.0006	0.9994	93.03
13.5	4,695,102	17,267	0.0037	0.9963	92.97
14.5	4,488,262	2,255	0.0005	0.9995	92.63
15.5	4,245,620	3,629	0.0009	0.9991	92.58
16.5	4,051,571	3,015	0.0007	0.9993	92.50
17.5	3,835,462	9,519	0.0025	0.9975	92.44
18.5	3,646,501	6,910	0.0019	0.9981	92.21
19.5	3,337,242	4,533	0.0014	0.9986	92.03
20.5	2,887,667	17,140	0.0059	0.9941	91.90
21.5	2,705,180	16,357	0.0060	0.9940	91.36
22.5	2,605,957	19,003	0.0073	0.9927	90.81
23.5	2,472,143	16,784	0.0068	0.9932	90.15
24.5	2,396,309	14,146	0.0059	0.9941	89.54
25.5	2,314,440	1,341	0.0006	0.9994	89.01
26.5	2,262,975	3,893	0.0017	0.9983	88.96
27.5	2,194,789	4,667	0.0021	0.9979	88.81
28.5	2,098,294	12,081	0.0058	0.9942	88.62
29.5	1,868,874	13,492	0.0072	0.9928	88.11
30.5	1,615,623	12,404	0.0077	0.9923	87.48
31.5	1,338,715	18,286	0.0137	0.9863	86.81
32.5	1,137,330	33,600	0.0295	0.9705	85.62
33.5	897,022	1,076	0.0012	0.9988	83.09
34.5	796,314	1,355	0.0017	0.9983	82.99
35.5	703,809	845	0.0012	0.9988	82.85
36.5	628,103	912	0.0015	0.9985	82.75
37.5	495,843	1,776	0.0036	0.9964	82.63
38.5	392,383	508	0.0013	0.9987	82.33
39.5	342,201	2,502	0.0073	0.9927	82.22

KCP&L - GREATER MISSOURI OPERATIONS
L&P JURISDICTION

ACCOUNT 367 UNDERGROUND CONDUCTORS AND DEVICES

ORIGINAL LIFE TABLE, CONT.

PLACEMENT BAND 1928-2008			EXPERIENCE BAND 1994-2008			
AGE AT BEGIN OF INTERVAL	EXPOSURES AT BEGINNING OF AGE INTERVAL	RETIREMENTS DURING AGE INTERVAL	RETMT RATIO	SURV RATIO	PCT SURV BEGIN OF INTERVAL	
40.5	239,175	88	0.0004	0.9996	81.62	
41.5	170,739	287	0.0017	0.9983	81.59	
42.5	82,118	75	0.0009	0.9991	81.45	
43.5	23,641	40	0.0017	0.9983	81.38	
44.5	21,209	3	0.0001	0.9999	81.24	
45.5	15,004	698	0.0465	0.9535	81.23	
46.5	13,543	46	0.0034	0.9966	77.45	
47.5	13,497	299	0.0222	0.9778	77.19	
48.5	13,198	2,024	0.1534	0.8466	75.48	
49.5	11,181	153	0.0137	0.9863	63.90	
50.5	9,920	17	0.0017	0.9983	63.02	
51.5	9,903	24	0.0024	0.9976	62.91	
52.5	9,898	96	0.0097	0.9903	62.76	
53.5	10,279	218	0.0212	0.9788	62.15	
54.5	7,744	2	0.0003	0.9997	60.83	
55.5	3,217	82	0.0255	0.9745	60.81	
56.5	24,026	319	0.0133	0.9867	59.26	
57.5	24,026	399	0.0166	0.9834	58.47	
58.5	21,633	176	0.0081	0.9919	57.50	
59.5	21,633	60	0.0028	0.9972	57.03	
60.5	21,633	97	0.0045	0.9955	56.87	
61.5	21,546	47	0.0022	0.9978	56.61	
62.5	21,499	19	0.0009	0.9991	56.49	
63.5	21,480	2,143	0.0998	0.9002	56.44	
64.5	19,329	51	0.0026	0.9974	50.81	
65.5	21,231	39	0.0018	0.9982	50.68	
66.5	21,225	7,146	0.3367	0.6633	50.59	
67.5	14,053	170	0.0121	0.9879	33.56	
68.5	13,553	792	0.0584	0.9416	33.15	
69.5	12,865	45	0.0035	0.9965	31.21	
70.5	12,846	15	0.0012	0.9988	31.10	
71.5	1,927		0.0000	1.0000	31.06	
72.5	1,927	873	0.4530	0.5470	31.06	
73.5	1,054	27	0.0256	0.9744	16.99	
74.5	1,054	25	0.0237	0.9763	16.56	
75.5	1,030	37	0.0359	0.9641	16.17	
76.5	1,030	69	0.0670	0.9330	15.59	
77.5	1,028	80	0.0778	0.9222	14.55	
78.5	1,027		0.0000	1.0000	13.42	
79.5	1,027	812	0.7907	0.2093	13.42	
80.5					2.81	



KCP&L - GREATER MISSOURI OPERATIONS
L&P JURISDICTION

ACCOUNT 368 LINE TRANSFORMERS

ORIGINAL LIFE TABLE

PLACEMENT BAND 1921-2008			EXPERIENCE BAND 1979-2008		
AGE AT BEGIN OF INTERVAL	EXPOSURES AT BEGINNING OF AGE INTERVAL	RETIREMENTS DURING AGE INTERVAL	RETMT RATIO	SURV RATIO	PCT SURV BEGIN OF INTERVAL
0.0	28,350,845	47,826	0.0017	0.9983	100.00
0.5	26,563,566	17,811	0.0007	0.9993	99.83
1.5	24,910,735	134,317	0.0054	0.9946	99.76
2.5	23,855,912	133,537	0.0056	0.9944	99.22
3.5	21,853,626	160,007	0.0073	0.9927	98.66
4.5	20,817,096	39,362	0.0019	0.9981	97.94
5.5	19,955,902	32,513	0.0016	0.9984	97.75
6.5	18,807,947	17,261	0.0009	0.9991	97.59
7.5	18,741,620	46,046	0.0025	0.9975	97.50
8.5	17,755,285	90,758	0.0051	0.9949	97.26
9.5	16,930,809	35,322	0.0021	0.9979	96.76
10.5	16,172,598	26,338	0.0016	0.9984	96.56
11.5	15,610,318	24,855	0.0016	0.9984	96.41
12.5	15,041,653	17,575	0.0012	0.9988	96.26
13.5	14,243,556	30,217	0.0021	0.9979	96.14
14.5	13,615,361	51,507	0.0038	0.9962	95.94
15.5	12,911,906	16,142	0.0013	0.9987	95.58
16.5	12,391,668	22,043	0.0018	0.9982	95.46
17.5	11,828,265	26,792	0.0023	0.9977	95.29
18.5	11,354,988	30,632	0.0027	0.9973	95.07
19.5	10,535,455	28,894	0.0027	0.9973	94.81
20.5	10,106,217	78,170	0.0077	0.9923	94.55
21.5	9,847,810	49,697	0.0050	0.9950	93.82
22.5	9,517,352	45,641	0.0048	0.9952	93.35
23.5	8,869,597	43,888	0.0049	0.9951	92.90
24.5	8,391,386	24,810	0.0030	0.9970	92.44
25.5	8,087,613	54,387	0.0067	0.9933	92.16
26.5	7,811,608	30,288	0.0039	0.9961	91.54
27.5	7,557,399	50,529	0.0067	0.9933	91.18
28.5	7,240,272	60,214	0.0083	0.9917	90.57
29.5	6,807,219	24,623	0.0036	0.9964	89.82
30.5	6,351,177	45,535	0.0072	0.9928	89.50
31.5	5,800,560	79,817	0.0138	0.9862	88.86
32.5	5,351,324	84,754	0.0158	0.9842	87.63
33.5	5,024,143	214,852	0.0428	0.9572	86.25
34.5	4,425,487	187,982	0.0425	0.9575	82.56
35.5	3,723,323	251,811	0.0676	0.9324	79.05
36.5	3,222,282	99,999	0.0310	0.9690	73.71
37.5	2,777,293	50,967	0.0184	0.9816	71.42
38.5	2,405,487	52,258	0.0217	0.9783	70.11
39.5	2,044,638	74,272	0.0363	0.9637	68.59

KCP&L - GREATER MISSOURI OPERATIONS
L&P JURISDICTION

ACCOUNT 368 LINE TRANSFORMERS

ORIGINAL LIFE TABLE, CONT.

PLACEMENT BAND 1921-2008			EXPERIENCE BAND 1979-2008		
AGE AT BEGIN OF INTERVAL	EXPOSURES AT BEGINNING OF AGE INTERVAL	RETIREMENTS DURING AGE INTERVAL	RETMT RATIO	SURV RATIO	PCT SURV BEGIN OF INTERVAL
40.5	1,739,599	38,487	0.0221	0.9779	66.10
41.5	1,503,244	66,651	0.0443	0.9557	64.64
42.5	1,302,821	91,480	0.0702	0.9298	61.78
43.5	1,115,708	86,804	0.0778	0.9222	57.44
44.5	987,931	68,651	0.0695	0.9305	52.97
45.5	868,592	53,973	0.0621	0.9379	49.29
46.5	763,841	77,041	0.1009	0.8991	46.23
47.5	630,065	25,081	0.0398	0.9602	41.57
48.5	569,656	57,434	0.1008	0.8992	39.92
49.5	474,051	62,553	0.1320	0.8680	35.90
50.5	396,967	33,283	0.0838	0.9162	31.16
51.5	331,129	21,474	0.0649	0.9351	28.55
52.5	253,301	10,204	0.0403	0.9597	26.70
53.5	202,768	24,412	0.1204	0.8796	25.62
54.5	173,542	11,787	0.0679	0.9321	22.54
55.5	151,309	16,075	0.1062	0.8938	21.01
56.5	125,508	10,405	0.0829	0.9171	18.78
57.5	105,109	3,386	0.0322	0.9678	17.22
58.5	88,855	3,950	0.0445	0.9555	16.67
59.5	67,581	4,186	0.0619	0.9381	15.93
60.5	55,502	6,196	0.1116	0.8884	14.94
61.5	25,832	2,360	0.0914	0.9086	13.27
62.5	23,471	700	0.0298	0.9702	12.06
63.5	21,187	4,066	0.1919	0.8081	11.70
64.5	14,581	276	0.0189	0.9811	9.45
65.5	11,761	1,098	0.0934	0.9066	9.27
66.5	10,660	104	0.0098	0.9902	8.40
67.5	10,282	107	0.0104	0.9896	8.32
68.5	10,156	70	0.0069	0.9931	8.23
69.5	10,085	910	0.0902	0.9098	8.17
70.5	9,173	866	0.0944	0.9056	7.43
71.5	7,211	1,254	0.1739	0.8261	6.73
72.5	6,301	6,288	0.9979	0.0021	5.56
73.5	13	7	0.5385	0.4615	0.01
74.5	6	2	0.3333	0.6667	0.00
75.5	17	1	0.0588	0.9412	0.00
76.5	16	7	0.4375	0.5625	0.00
77.5	9		0.0000	1.0000	0.00
78.5	9	7	0.7778	0.2222	0.00
79.5	1		0.0000	1.0000	0.00
80.5					0.00

KCP&L - GREATER MISSOURI OPERATIONS
L&P JURISDICTION

ACCOUNT 368 LINE TRANSFORMERS

ORIGINAL LIFE TABLE

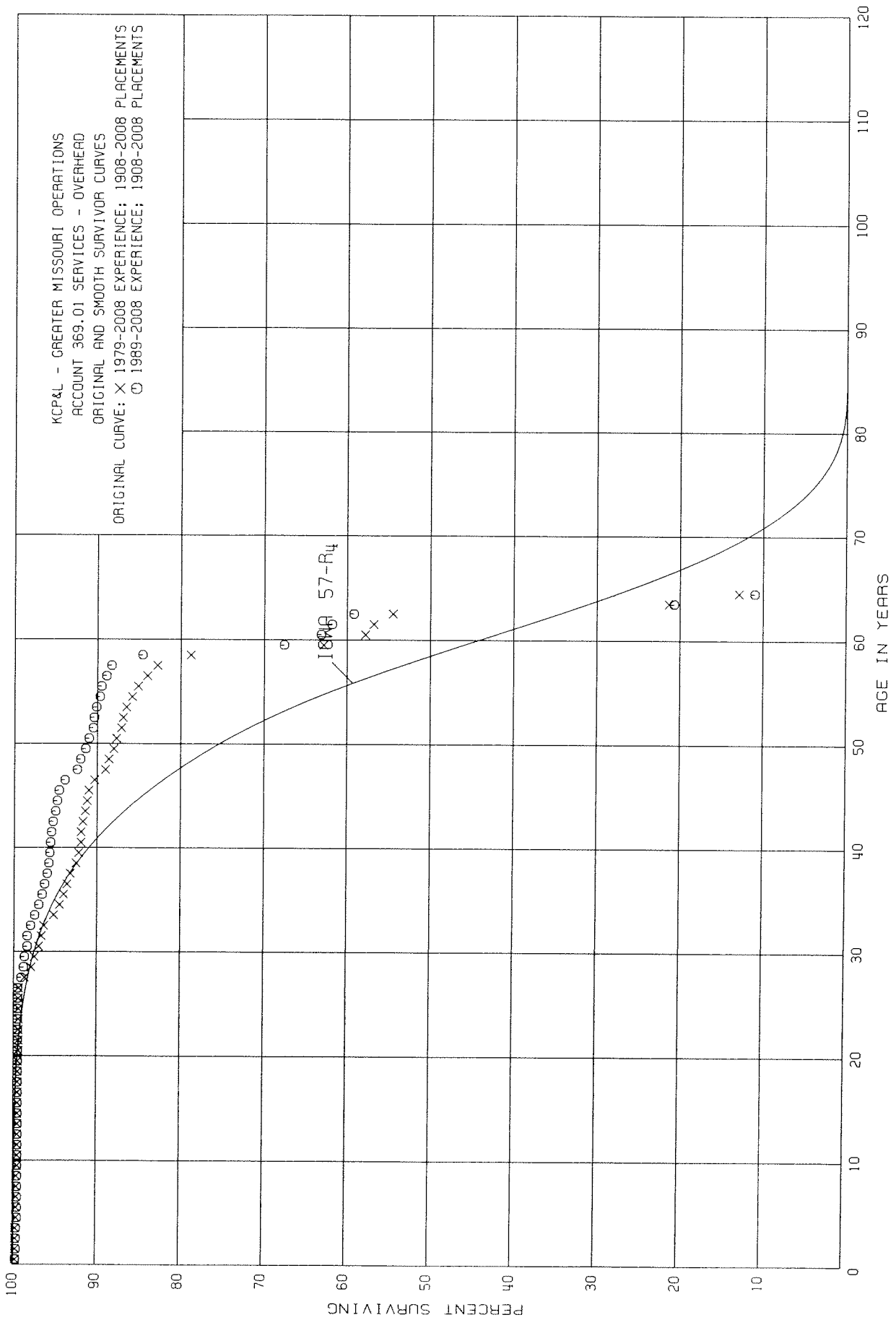
PLACEMENT BAND 1921-2008			EXPERIENCE BAND 1989-2008		
AGE AT BEGIN OF INTERVAL	EXPOSURES AT BEGINNING OF AGE INTERVAL	RETIREMENTS DURING AGE INTERVAL	RETMT RATIO	SURV RATIO	PCT SURV BEGIN OF INTERVAL
0.0	24,323,188	47,826	0.0020	0.9980	100.00
0.5	22,648,709	16,708	0.0007	0.9993	99.80
1.5	20,752,485	132,817	0.0064	0.9936	99.73
2.5	19,822,246	131,219	0.0066	0.9934	99.09
3.5	18,183,540	156,562	0.0086	0.9914	98.44
4.5	17,151,566	38,981	0.0023	0.9977	97.59
5.5	16,029,989	29,413	0.0018	0.9982	97.37
6.5	14,793,055	13,519	0.0009	0.9991	97.19
7.5	14,569,658	35,498	0.0024	0.9976	97.10
8.5	13,505,365	72,783	0.0054	0.9946	96.87
9.5	12,736,959	31,170	0.0024	0.9976	96.35
10.5	12,208,632	19,470	0.0016	0.9984	96.12
11.5	11,944,825	22,121	0.0019	0.9981	95.97
12.5	11,501,591	7,495	0.0007	0.9993	95.79
13.5	10,819,859	21,551	0.0020	0.9980	95.72
14.5	10,487,299	27,266	0.0026	0.9974	95.53
15.5	10,221,778	7,252	0.0007	0.9993	95.28
16.5	9,923,978	16,167	0.0016	0.9984	95.21
17.5	9,610,471	558	0.0001	0.9999	95.06
18.5	9,370,369	12,803	0.0014	0.9986	95.05
19.5	8,724,493	23,332	0.0027	0.9973	94.92
20.5	8,343,299	67,215	0.0081	0.9919	94.66
21.5	8,120,483	39,610	0.0049	0.9951	93.89
22.5	7,785,291	32,081	0.0041	0.9959	93.43
23.5	7,146,465	29,939	0.0042	0.9958	93.05
24.5	6,750,379	17,113	0.0025	0.9975	92.66
25.5	6,507,959	38,610	0.0059	0.9941	92.43
26.5	6,297,524	23,385	0.0037	0.9963	91.88
27.5	6,151,961	42,443	0.0069	0.9931	91.54
28.5	5,974,890	54,252	0.0091	0.9909	90.91
29.5	5,684,932	17,862	0.0031	0.9969	90.08
30.5	5,382,473	37,509	0.0070	0.9930	89.80
31.5	5,005,939	67,395	0.0135	0.9865	89.17
32.5	4,779,428	75,173	0.0157	0.9843	87.97
33.5	4,590,117	210,072	0.0458	0.9542	86.59
34.5	4,038,067	183,567	0.0455	0.9545	82.62
35.5	3,409,422	244,514	0.0717	0.9283	78.86
36.5	2,965,688	98,426	0.0332	0.9668	73.21
37.5	2,572,277	49,380	0.0192	0.9808	70.78
38.5	2,243,651	50,989	0.0227	0.9773	69.42
39.5	1,913,419	73,596	0.0385	0.9615	67.84

KCP&L - GREATER MISSOURI OPERATIONS
L&P JURISDICTION

ACCOUNT 368 LINE TRANSFORMERS

ORIGINAL LIFE TABLE, CONT.

PLACEMENT BAND 1921-2008			EXPERIENCE BAND 1989-2008		
AGE AT BEGIN OF INTERVAL	EXPOSURES AT BEGINNING OF AGE INTERVAL	RETIREMENTS DURING AGE INTERVAL	RETMT RATIO	SURV RATIO	PCT SURV BEGIN OF INTERVAL
40.5	1,663,412	36,743	0.0221	0.9779	65.23
41.5	1,440,693	66,241	0.0460	0.9540	63.79
42.5	1,238,273	90,672	0.0732	0.9268	60.86
43.5	1,055,068	78,755	0.0746	0.9254	56.41
44.5	939,360	68,280	0.0727	0.9273	52.20
45.5	825,398	53,077	0.0643	0.9357	48.41
46.5	723,547	74,747	0.1033	0.8967	45.30
47.5	593,251	25,081	0.0423	0.9577	40.62
48.5	535,311	57,249	0.1069	0.8931	38.90
49.5	439,131	62,553	0.1424	0.8576	34.74
50.5	345,534	32,897	0.0952	0.9048	29.79
51.5	302,053	19,022	0.0630	0.9370	26.95
52.5	235,241	8,365	0.0356	0.9644	25.25
53.5	186,617	23,580	0.1264	0.8736	24.35
54.5	158,223	11,056	0.0699	0.9301	21.27
55.5	136,986	14,822	0.1082	0.8918	19.78
56.5	112,438	8,694	0.0773	0.9227	17.64
57.5	93,454	1,872	0.0200	0.9800	16.28
58.5	78,948	2,955	0.0374	0.9626	15.95
59.5	59,963	3,481	0.0581	0.9419	15.35
60.5	54,381	6,196	0.1139	0.8861	14.46
61.5	24,711	1,239	0.0501	0.9499	12.81
62.5	23,471	700	0.0298	0.9702	12.17
63.5	21,187	4,066	0.1919	0.8081	11.81
64.5	14,581	276	0.0189	0.9811	9.54
65.5	11,761	1,098	0.0934	0.9066	9.36
66.5	10,660	104	0.0098	0.9902	8.49
67.5	10,282	107	0.0104	0.9896	8.41
68.5	10,156	70	0.0069	0.9931	8.32
69.5	10,085	910	0.0902	0.9098	8.26
70.5	9,173	866	0.0944	0.9056	7.51
71.5	7,211	1,254	0.1739	0.8261	6.80
72.5	6,301	6,288	0.9979	0.0021	5.62
73.5	13	7	0.5385	0.4615	0.01
74.5	6	2	0.3333	0.6667	0.00
75.5	17	1	0.0588	0.9412	0.00
76.5	16	7	0.4375	0.5625	0.00
77.5	9		0.0000	1.0000	0.00
78.5	9	7	0.7778	0.2222	0.00
79.5	1		0.0000	1.0000	0.00
80.5					0.00



KCP&L - GREATER MISSOURI OPERATIONS
L&P JURISDICTION

ACCOUNT 369.01 SERVICES - OVERHEAD

ORIGINAL LIFE TABLE

PLACEMENT BAND 1908-2008			EXPERIENCE BAND 1979-2008			
AGE AT BEGIN OF INTERVAL	EXPOSURES AT BEGINNING OF AGE INTERVAL	RETIREMENTS DURING AGE INTERVAL	RETMT RATIO	SURV RATIO	PCT SURV BEGIN OF INTERVAL	
0.0	3,051,918	8,294	0.0027	0.9973	100.00	
0.5	2,645,314	876	0.0003	0.9997	99.73	
1.5	2,606,894	494	0.0002	0.9998	99.70	
2.5	2,585,067	340	0.0001	0.9999	99.68	
3.5	2,549,464	944	0.0004	0.9996	99.67	
4.5	2,504,143	147	0.0001	0.9999	99.63	
5.5	2,465,631	523	0.0002	0.9998	99.62	
6.5	2,452,627	196	0.0001	0.9999	99.60	
7.5	2,447,131	59	0.0000	1.0000	99.59	
8.5	2,361,121	3,418	0.0014	0.9986	99.59	
9.5	2,289,380	69	0.0000	1.0000	99.45	
10.5	2,187,152	44	0.0000	1.0000	99.45	
11.5	2,134,255	41	0.0000	1.0000	99.45	
12.5	2,091,636	34	0.0000	1.0000	99.45	
13.5	2,099,316	42	0.0000	1.0000	99.45	
14.5	2,060,937	32	0.0000	1.0000	99.45	
15.5	2,042,609	27	0.0000	1.0000	99.45	
16.5	2,012,431	37	0.0000	1.0000	99.45	
17.5	1,983,994	45	0.0000	1.0000	99.45	
18.5	1,934,621	45	0.0000	1.0000	99.45	
19.5	1,895,732	103	0.0001	0.9999	99.45	
20.5	1,891,303	29	0.0000	1.0000	99.44	
21.5	1,892,007	29	0.0000	1.0000	99.44	
22.5	1,881,975	29	0.0000	1.0000	99.44	
23.5	1,908,108	24	0.0000	1.0000	99.44	
24.5	1,888,691	656	0.0003	0.9997	99.44	
25.5	1,848,783	27	0.0000	1.0000	99.41	
26.5	1,807,662	12,216	0.0068	0.9932	99.41	
27.5	1,744,099	14,975	0.0086	0.9914	98.73	
28.5	1,696,947	7,441	0.0044	0.9956	97.88	
29.5	1,660,555	6,997	0.0042	0.9958	97.45	
30.5	1,639,631	6,056	0.0037	0.9963	97.04	
31.5	1,617,562	4,861	0.0030	0.9970	96.68	
32.5	1,555,188	19,245	0.0124	0.9876	96.39	
33.5	1,490,069	10,102	0.0068	0.9932	95.19	
34.5	1,439,987	8,732	0.0061	0.9939	94.54	
35.5	1,383,435	5,841	0.0042	0.9958	93.96	
36.5	1,335,153	5,969	0.0045	0.9955	93.57	
37.5	1,267,398	8,259	0.0065	0.9935	93.15	
38.5	1,203,086	4,588	0.0038	0.9962	92.54	

KCP&L - GREATER MISSOURI OPERATIONS
L&P JURISDICTION

ACCOUNT 369.01 SERVICES - OVERHEAD

ORIGINAL LIFE TABLE, CONT.

PLACEMENT BAND 1908-2008			EXPERIENCE BAND 1979-2008		
AGE AT BEGIN OF INTERVAL	EXPOSURES AT BEGINNING OF AGE INTERVAL	RETIREMENTS DURING AGE INTERVAL	RETMT RATIO	SURV RATIO	PCT SURV BEGIN OF INTERVAL
39.5	1,143,796	3,223	0.0028	0.9972	92.19
40.5	1,073,344	901	0.0008	0.9992	91.93
41.5	1,015,194	2,034	0.0020	0.9980	91.86
42.5	952,115	3,468	0.0036	0.9964	91.68
43.5	856,741	1,715	0.0020	0.9980	91.35
44.5	799,555	1,453	0.0018	0.9982	91.17
45.5	735,528	5,418	0.0074	0.9926	91.01
46.5	672,578	10,284	0.0153	0.9847	90.34
47.5	607,499	2,780	0.0046	0.9954	88.96
48.5	541,088	3,316	0.0061	0.9939	88.55
49.5	463,642	1,803	0.0039	0.9961	88.01
50.5	405,396	2,528	0.0062	0.9938	87.67
51.5	341,864	1,074	0.0031	0.9969	87.13
52.5	289,798	1,209	0.0042	0.9958	86.86
53.5	204,252	1,594	0.0078	0.9922	86.50
54.5	168,282	1,436	0.0085	0.9915	85.83
55.5	137,659	1,794	0.0130	0.9870	85.10
56.5	109,573	1,563	0.0143	0.9857	83.99
57.5	89,482	4,343	0.0485	0.9515	82.79
58.5	64,517	13,111	0.2032	0.7968	78.77
59.5	42,486	3,344	0.0787	0.9213	62.76
60.5	30,452	558	0.0183	0.9817	57.82
61.5	25,827	1,022	0.0396	0.9604	56.76
62.5	24,388	14,859	0.6093	0.3907	54.51
63.5	9,526	3,737	0.3923	0.6077	21.30
64.5	5,780	2,050	0.3547	0.6453	12.94
65.5	3,676	747	0.2032	0.7968	8.35
66.5	2,683	302	0.1126	0.8874	6.65
67.5	2,133	103	0.0483	0.9517	5.90
68.5	1,801	63	0.0350	0.9650	5.62
69.5	1,608	1	0.0006	0.9994	5.42
70.5	1,594		0.0000	1.0000	5.42
71.5	1,594		0.0000	1.0000	5.42
72.5	1,594		0.0000	1.0000	5.42
73.5	1,594		0.0000	1.0000	5.42
74.5	1,594		0.0000	1.0000	5.42
75.5	1,594		0.0000	1.0000	5.42
76.5	1,594		0.0000	1.0000	5.42
77.5	1,594		0.0000	1.0000	5.42
78.5	1,594	13	0.0082	0.9918	5.42

KCP&L - GREATER MISSOURI OPERATIONS
L&P JURISDICTION

ACCOUNT 369.01 SERVICES - OVERHEAD

ORIGINAL LIFE TABLE, CONT.

PLACEMENT BAND 1908-2008			EXPERIENCE BAND 1979-2008			
AGE AT BEGIN OF INTERVAL	EXPOSURES AT BEGINNING OF AGE INTERVAL	RETIREMENTS DURING AGE INTERVAL	RETMT RATIO	SURV RATIO	PCT SURV BEGIN OF INTERVAL	
79.5	1,594	102	0.0640	0.9360	5.38	
80.5	1,567	1,300	0.8296	0.1704	5.04	
81.5	267	117	0.4382	0.5618	0.86	
82.5	150	46	0.3067	0.6933	0.48	
83.5	104	68	0.6538	0.3462	0.33	
84.5	36	8	0.2222	0.7778	0.11	
85.5	28	9	0.3214	0.6786	0.09	
86.5	19	2	0.1053	0.8947	0.06	
87.5	17	3	0.1765	0.8235	0.05	
88.5					0.04	

KCP&L - GREATER MISSOURI OPERATIONS
L&P JURISDICTION

ACCOUNT 369.01 SERVICES - OVERHEAD

ORIGINAL LIFE TABLE

PLACEMENT BAND 1908-2008			EXPERIENCE BAND 1989-2008		
AGE AT BEGIN OF INTERVAL	EXPOSURES AT BEGINNING OF AGE INTERVAL	RETIREMENTS DURING AGE INTERVAL	RETMT RATIO	SURV RATIO	PCT SURV BEGIN OF INTERVAL
0.0	2,367,678	8,227	0.0035	0.9965	100.00
0.5	1,985,832	876	0.0004	0.9996	99.65
1.5	1,962,686	494	0.0003	0.9997	99.61
2.5	1,947,676	340	0.0002	0.9998	99.58
3.5	1,934,610	944	0.0005	0.9995	99.56
4.5	1,906,454	147	0.0001	0.9999	99.51
5.5	1,893,031	523	0.0003	0.9997	99.50
6.5	1,899,169	196	0.0001	0.9999	99.47
7.5	1,901,558	59	0.0000	1.0000	99.46
8.5	1,811,680	52	0.0000	1.0000	99.46
9.5	1,735,406	69	0.0000	1.0000	99.46
10.5	1,616,955	44	0.0000	1.0000	99.46
11.5	1,563,919	41	0.0000	1.0000	99.46
12.5	1,525,534	34	0.0000	1.0000	99.46
13.5	1,490,844	42	0.0000	1.0000	99.46
14.5	1,440,102	32	0.0000	1.0000	99.46
15.5	1,407,854	27	0.0000	1.0000	99.46
16.5	1,365,932	37	0.0000	1.0000	99.46
17.5	1,341,232	45	0.0000	1.0000	99.46
18.5	1,290,761	45	0.0000	1.0000	99.46
19.5	1,238,147	31	0.0000	1.0000	99.46
20.5	1,229,679	29	0.0000	1.0000	99.46
21.5	1,214,544	29	0.0000	1.0000	99.46
22.5	1,203,493	29	0.0000	1.0000	99.46
23.5	1,223,326	24	0.0000	1.0000	99.46
24.5	1,218,452	30	0.0000	1.0000	99.46
25.5	1,207,283	27	0.0000	1.0000	99.46
26.5	1,196,519	4,818	0.0040	0.9960	99.46
27.5	1,184,897	3,718	0.0031	0.9969	99.06
28.5	1,189,863	327	0.0003	0.9997	98.75
29.5	1,211,487	3,470	0.0029	0.9971	98.72
30.5	1,231,821	593	0.0005	0.9995	98.43
31.5	1,243,327	4,861	0.0039	0.9961	98.38
32.5	1,229,313	6,168	0.0050	0.9950	98.00
33.5	1,267,008	6,874	0.0054	0.9946	97.51
34.5	1,255,085	5,442	0.0043	0.9957	96.98
35.5	1,230,637	3,134	0.0025	0.9975	96.56
36.5	1,208,486	4,084	0.0034	0.9966	96.32
37.5	1,156,149	2,878	0.0025	0.9975	95.99
38.5	1,113,533	1,064	0.0010	0.9990	95.75

KCP&L - GREATER MISSOURI OPERATIONS
L&P JURISDICTION

ACCOUNT 369.01 SERVICES - OVERHEAD

ORIGINAL LIFE TABLE, CONT.

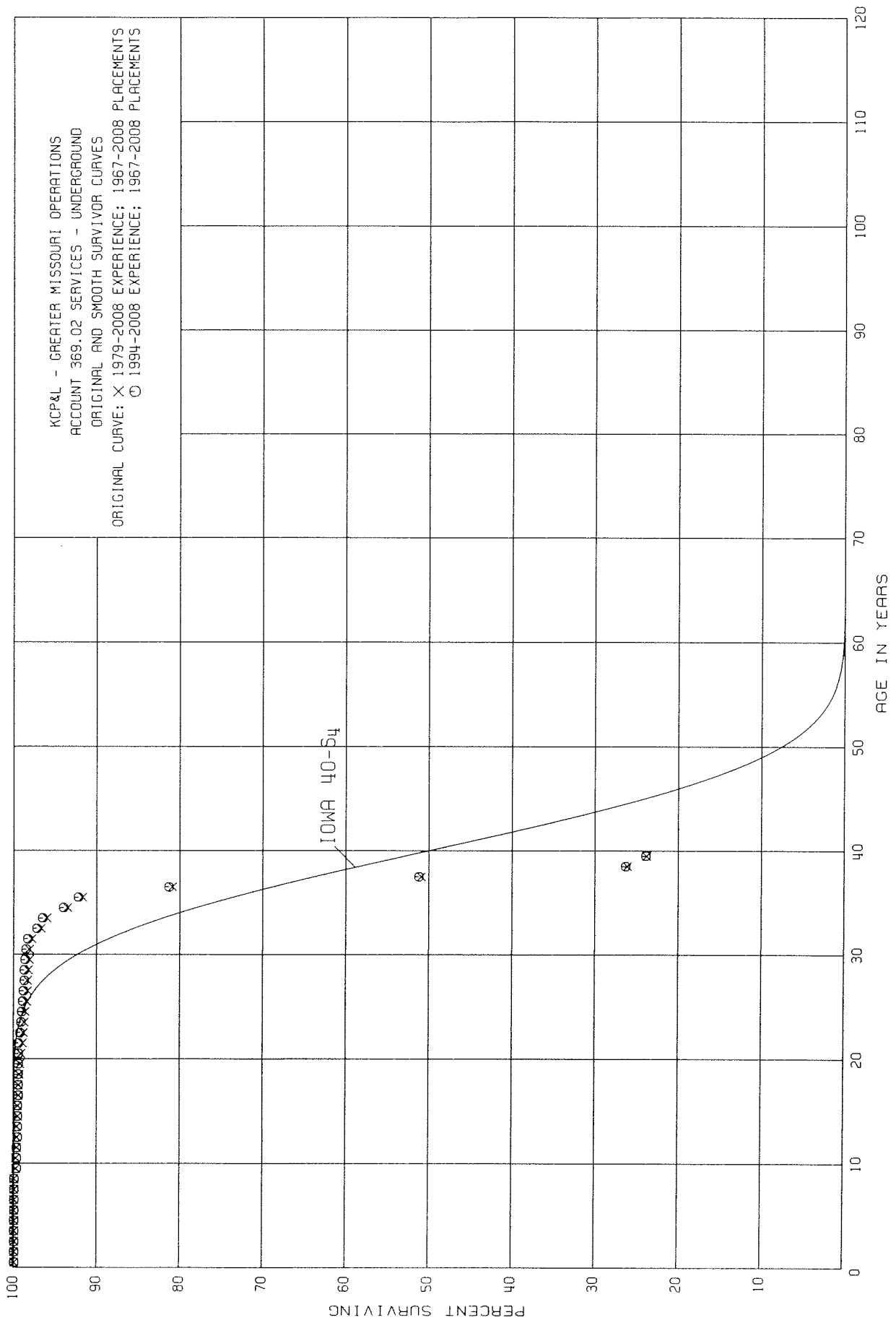
PLACEMENT BAND 1908-2008			EXPERIENCE BAND 1989-2008			
AGE AT BEGIN OF INTERVAL	EXPOSURES AT BEGINNING OF AGE INTERVAL	RETIREMENTS DURING AGE INTERVAL	RETMT RATIO	SURV RATIO	PCT SURV BEGIN OF INTERVAL	
39.5	1,075,316	490	0.0005	0.9995	95.65	
40.5	1,032,381	901	0.0009	0.9991	95.60	
41.5	987,843	2,034	0.0021	0.9979	95.51	
42.5	927,734	3,359	0.0036	0.9964	95.31	
43.5	832,511	1,715	0.0021	0.9979	94.97	
44.5	775,432	1,453	0.0019	0.9981	94.77	
45.5	711,999	5,418	0.0076	0.9924	94.59	
46.5	652,154	10,284	0.0158	0.9842	93.87	
47.5	592,314	2,780	0.0047	0.9953	92.39	
48.5	532,400	3,316	0.0062	0.9938	91.96	
49.5	460,713	1,803	0.0039	0.9961	91.39	
50.5	398,716	2,528	0.0063	0.9937	91.03	
51.5	335,184	338	0.0010	0.9990	90.46	
52.5	283,854	899	0.0032	0.9968	90.37	
53.5	198,618	778	0.0039	0.9961	90.08	
54.5	163,464	354	0.0022	0.9978	89.73	
55.5	133,923	916	0.0068	0.9932	89.53	
56.5	106,715	782	0.0073	0.9927	88.92	
57.5	87,405	3,625	0.0415	0.9585	88.27	
58.5	61,618	12,373	0.2008	0.7992	84.61	
59.5	40,325	2,723	0.0675	0.9325	67.62	
60.5	28,912	558	0.0193	0.9807	63.06	
61.5	24,287	1,022	0.0421	0.9579	61.84	
62.5	22,848	14,859	0.6503	0.3497	59.24	
63.5	7,986	3,737	0.4679	0.5321	20.72	
64.5	4,240	2,050	0.4835	0.5165	11.03	
65.5	2,136	747	0.3497	0.6503	5.70	
66.5	1,143	302	0.2642	0.7358	3.71	
67.5	593	103	0.1737	0.8263	2.73	
68.5	1,801	63	0.0350	0.9650	2.26	
69.5	1,581	1	0.0006	0.9994	2.18	
70.5	1,540		0.0000	1.0000	2.18	
71.5	1,540		0.0000	1.0000	2.18	
72.5	1,540		0.0000	1.0000	2.18	
73.5	1,540		0.0000	1.0000	2.18	
74.5	1,540		0.0000	1.0000	2.18	
75.5	1,540		0.0000	1.0000	2.18	
76.5	1,540		0.0000	1.0000	2.18	
77.5	1,540		0.0000	1.0000	2.18	
78.5	1,540	13	0.0084	0.9916	2.18	

KCP&L - GREATER MISSOURI OPERATIONS
L&P JURISDICTION

ACCOUNT 369.01 SERVICES - OVERHEAD

ORIGINAL LIFE TABLE, CONT.

PLACEMENT BAND 1908-2008			EXPERIENCE BAND 1989-2008			
AGE AT BEGIN OF INTERVAL	EXPOSURES AT BEGINNING OF AGE INTERVAL	RETIREMENTS DURING AGE INTERVAL	RETMT RATIO	SURV RATIO	PCT SURV BEGIN OF INTERVAL	
79.5	1,567	75	0.0479	0.9521	2.16	
80.5	1,567	1,300	0.8296	0.1704	2.06	
81.5	267	117	0.4382	0.5618	0.35	
82.5	150	46	0.3067	0.6933	0.20	
83.5	104	68	0.6538	0.3462	0.14	
84.5	36	8	0.2222	0.7778	0.05	
85.5	28	9	0.3214	0.6786	0.04	
86.5	19	2	0.1053	0.8947	0.03	
87.5	17	3	0.1765	0.8235	0.03	
88.5					0.02	



KCP&L - GREATER MISSOURI OPERATIONS
L&P JURISDICTION

ACCOUNT 369.02 SERVICES - UNDERGROUND

ORIGINAL LIFE TABLE

PLACEMENT BAND 1967-2008			EXPERIENCE BAND 1979-2008		
AGE AT BEGIN OF INTERVAL	EXPOSURES AT BEGINNING OF AGE INTERVAL	RETIREMENTS DURING AGE INTERVAL	RETMT RATIO	SURV RATIO	PCT SURV BEGIN OF INTERVAL
0.0	9,758,349		0.0000	1.0000	100.00
0.5	9,697,016	6,000	0.0006	0.9994	100.00
1.5	9,431,818		0.0000	1.0000	99.94
2.5	9,139,644		0.0000	1.0000	99.94
3.5	8,812,487		0.0000	1.0000	99.94
4.5	8,386,255		0.0000	1.0000	99.94
5.5	8,025,436	420	0.0001	0.9999	99.94
6.5	7,449,071	2,279	0.0003	0.9997	99.93
7.5	6,893,746	1,027	0.0001	0.9999	99.90
8.5	6,397,722	11,596	0.0018	0.9982	99.89
9.5	5,841,808	1,966	0.0003	0.9997	99.71
10.5	5,423,958	2,030	0.0004	0.9996	99.68
11.5	4,959,003	2,132	0.0004	0.9996	99.64
12.5	4,459,255	1,329	0.0003	0.9997	99.60
13.5	4,039,177	1,198	0.0003	0.9997	99.57
14.5	3,668,590	2,439	0.0007	0.9993	99.54
15.5	3,401,366	1,828	0.0005	0.9995	99.47
16.5	3,121,329	2,242	0.0007	0.9993	99.42
17.5	2,865,933	2,101	0.0007	0.9993	99.35
18.5	2,618,976	1,828	0.0007	0.9993	99.28
19.5	2,429,771	3,176	0.0013	0.9987	99.21
20.5	2,266,700	4,237	0.0019	0.9981	99.08
21.5	2,127,579	3,003	0.0014	0.9986	98.89
22.5	2,012,645	1,721	0.0009	0.9991	98.75
23.5	1,906,924	2,027	0.0011	0.9989	98.66
24.5	1,784,435	2,343	0.0013	0.9987	98.55
25.5	1,615,303	1,492	0.0009	0.9991	98.42
26.5	1,509,513	1,192	0.0008	0.9992	98.33
27.5	1,345,786	455	0.0003	0.9997	98.25
28.5	1,186,615	1,136	0.0010	0.9990	98.22
29.5	991,756	534	0.0005	0.9995	98.12
30.5	792,061	1,880	0.0024	0.9976	98.07
31.5	596,144	6,597	0.0111	0.9889	97.83
32.5	434,202	3,114	0.0072	0.9928	96.74
33.5	328,105	8,526	0.0260	0.9740	96.04
34.5	210,729	4,115	0.0195	0.9805	93.54
35.5	114,968	13,537	0.1177	0.8823	91.72
36.5	39,408	14,611	0.3708	0.6292	80.92
37.5	15,402	7,500	0.4869	0.5131	50.91
38.5	7,887	711	0.0901	0.9099	26.12

KCP&L - GREATER MISSOURI OPERATIONS
L&P JURISDICTION

ACCOUNT 369.02 SERVICES - UNDERGROUND

ORIGINAL LIFE TABLE, CONT.

PLACEMENT BAND 1967-2008			EXPERIENCE BAND 1979-2008			
AGE AT BEGIN OF INTERVAL	EXPOSURES AT BEGINNING OF AGE INTERVAL	RETIREMENTS DURING AGE INTERVAL	RETMT RATIO	SURV RATIO	PCT SURV BEGIN OF INTERVAL	
39.5	6,632	242	0.0365	0.9635	23.77	
40.5	2,390	104	0.0435	0.9565	22.90	
41.5					21.90	

KCP&L - GREATER MISSOURI OPERATIONS
L&P JURISDICTION

ACCOUNT 369.02 SERVICES - UNDERGROUND

ORIGINAL LIFE TABLE

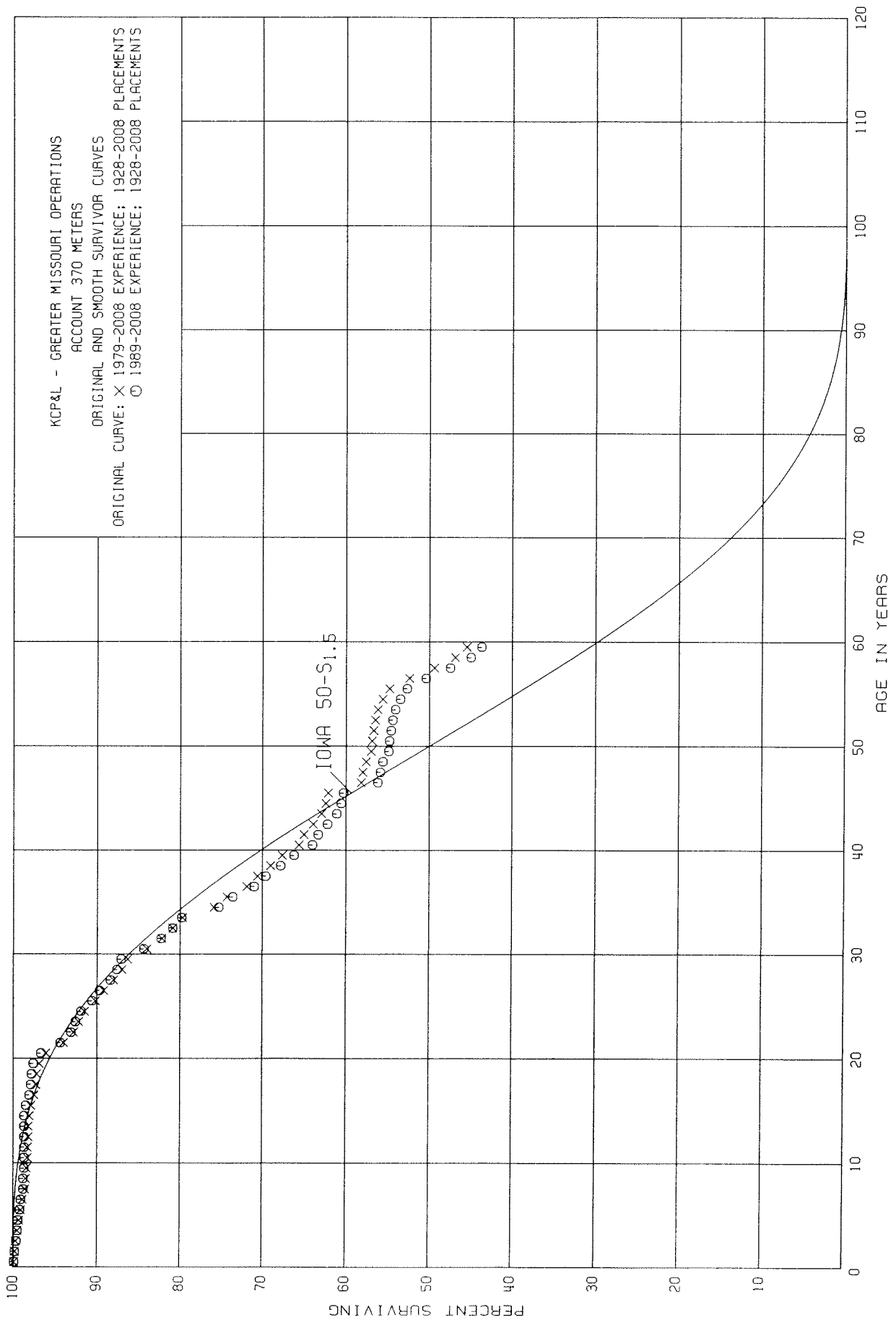
PLACEMENT BAND 1967-2008			EXPERIENCE BAND 1994-2008		
AGE AT BEGIN OF INTERVAL	EXPOSURES AT BEGINNING OF AGE INTERVAL	RETIREMENTS DURING AGE INTERVAL	RETMT RATIO	SURV RATIO	PCT SURV BEGIN OF INTERVAL
0.0	7,107,168		0.0000	1.0000	100.00
0.5	7,111,597	6,000	0.0008	0.9992	100.00
1.5	6,930,748		0.0000	1.0000	99.92
2.5	6,731,553		0.0000	1.0000	99.92
3.5	6,546,468		0.0000	1.0000	99.92
4.5	6,198,675		0.0000	1.0000	99.92
5.5	5,905,966	420	0.0001	0.9999	99.92
6.5	5,380,729	2,279	0.0004	0.9996	99.91
7.5	4,910,377	1,027	0.0002	0.9998	99.87
8.5	4,518,481	10,369	0.0023	0.9977	99.85
9.5	4,081,415	934	0.0002	0.9998	99.62
10.5	3,803,626	1,018	0.0003	0.9997	99.60
11.5	3,423,582	1,047	0.0003	0.9997	99.57
12.5	3,087,796	881	0.0003	0.9997	99.54
13.5	2,827,216	777	0.0003	0.9997	99.51
14.5	2,651,181	557	0.0002	0.9998	99.48
15.5	2,585,419	585	0.0002	0.9998	99.46
16.5	2,501,070	533	0.0002	0.9998	99.44
17.5	2,408,091	515	0.0002	0.9998	99.42
18.5	2,266,019	394	0.0002	0.9998	99.40
19.5	2,187,580	336	0.0002	0.9998	99.38
20.5	2,119,470	284	0.0001	0.9999	99.36
21.5	2,060,328	3,003	0.0015	0.9985	99.35
22.5	1,960,730	1,721	0.0009	0.9991	99.20
23.5	1,855,100	2,027	0.0011	0.9989	99.11
24.5	1,735,706	2,343	0.0013	0.9987	99.00
25.5	1,594,685	1,492	0.0009	0.9991	98.87
26.5	1,509,513	1,192	0.0008	0.9992	98.78
27.5	1,345,786	455	0.0003	0.9997	98.70
28.5	1,186,615	1,136	0.0010	0.9990	98.67
29.5	991,756	534	0.0005	0.9995	98.57
30.5	792,061	1,880	0.0024	0.9976	98.52
31.5	596,144	6,597	0.0111	0.9889	98.28
32.5	434,202	3,114	0.0072	0.9928	97.19
33.5	328,105	8,526	0.0260	0.9740	96.49
34.5	210,729	4,115	0.0195	0.9805	93.98
35.5	114,968	13,537	0.1177	0.8823	92.15
36.5	39,408	14,611	0.3708	0.6292	81.30
37.5	15,402	7,500	0.4869	0.5131	51.15
38.5	7,887	711	0.0901	0.9099	26.25

KCP&L - GREATER MISSOURI OPERATIONS
L&P JURISDICTION

ACCOUNT 369.02 SERVICES - UNDERGROUND

ORIGINAL LIFE TABLE, CONT.

PLACEMENT BAND 1967-2008			EXPERIENCE BAND 1994-2008			
AGE AT BEGIN OF INTERVAL	EXPOSURES AT BEGINNING OF AGE INTERVAL	RETIREMENTS DURING AGE INTERVAL	RETMT RATIO	SURV RATIO	PCT SURV BEGIN OF INTERVAL	
39.5	6,632	242	0.0365	0.9635	23.88	
40.5	2,390	104	0.0435	0.9565	23.01	
41.5					22.01	



KCP&L - GREATER MISSOURI OPERATIONS
L&P JURISDICTION

ACCOUNT 370 METERS

ORIGINAL LIFE TABLE

PLACEMENT BAND 1928-2008			EXPERIENCE BAND 1979-2008		
AGE AT BEGIN OF INTERVAL	EXPOSURES AT BEGINNING OF AGE INTERVAL	RETIREMENTS DURING AGE INTERVAL	RETMT RATIO	SURV RATIO	PCT SURV BEGIN OF INTERVAL
0.0	5,690,229		0.0000	1.0000	100.00
0.5	5,687,771	9,845	0.0017	0.9983	100.00
1.5	5,758,091	9,288	0.0016	0.9984	99.83
2.5	5,724,597	10,020	0.0018	0.9982	99.67
3.5	5,622,906	8,944	0.0016	0.9984	99.49
4.5	5,459,701	12,537	0.0023	0.9977	99.33
5.5	5,327,637	10,528	0.0020	0.9980	99.10
6.5	5,353,705	14,503	0.0027	0.9973	98.90
7.5	5,391,559	6,495	0.0012	0.9988	98.63
8.5	5,281,159	6,018	0.0011	0.9989	98.51
9.5	5,203,133	3,348	0.0006	0.9994	98.40
10.5	4,889,337	2,628	0.0005	0.9995	98.34
11.5	4,698,356	3,331	0.0007	0.9993	98.29
12.5	4,957,010	3,226	0.0007	0.9993	98.22
13.5	4,517,211	2,000	0.0004	0.9996	98.15
14.5	4,384,176	9,470	0.0022	0.9978	98.11
15.5	4,268,807	16,914	0.0040	0.9960	97.89
16.5	4,174,460	10,697	0.0026	0.9974	97.50
17.5	4,020,175	2,990	0.0007	0.9993	97.25
18.5	3,975,286	9,886	0.0025	0.9975	97.18
19.5	3,385,060	30,106	0.0089	0.9911	96.94
20.5	3,264,114	70,524	0.0216	0.9784	96.08
21.5	3,164,136	39,057	0.0123	0.9877	94.00
22.5	3,093,262	20,809	0.0067	0.9933	92.84
23.5	3,009,067	24,884	0.0083	0.9917	92.22
24.5	2,967,039	41,193	0.0139	0.9861	91.45
25.5	2,844,491	30,743	0.0108	0.9892	90.18
26.5	2,749,819	38,334	0.0139	0.9861	89.21
27.5	2,643,425	28,011	0.0106	0.9894	87.97
28.5	2,610,344	21,907	0.0084	0.9916	87.04
29.5	2,468,627	65,115	0.0264	0.9736	86.31
30.5	2,233,230	47,990	0.0215	0.9785	84.03
31.5	1,975,047	32,616	0.0165	0.9835	82.22
32.5	1,841,262	26,306	0.0143	0.9857	80.86
33.5	1,712,884	81,544	0.0476	0.9524	79.70
34.5	1,515,477	31,482	0.0208	0.9792	75.91
35.5	1,384,910	44,435	0.0321	0.9679	74.33
36.5	1,241,430	22,832	0.0184	0.9816	71.94
37.5	1,156,958	26,273	0.0227	0.9773	70.62
38.5	1,089,562	22,854	0.0210	0.9790	69.02
39.5	1,001,564	28,852	0.0288	0.9712	67.57

KCP&L - GREATER MISSOURI OPERATIONS
L&P JURISDICTION

ACCOUNT 370 METERS

ORIGINAL LIFE TABLE, CONT.

PLACEMENT BAND 1928-2008			EXPERIENCE BAND 1979-2008			
AGE AT BEGIN OF INTERVAL	EXPOSURES AT BEGINNING OF AGE INTERVAL	RETIREMENTS DURING AGE INTERVAL	RETMT RATIO	SURV RATIO	PCT SURV BEGIN OF INTERVAL	
40.5	936,063	9,088	0.0097	0.9903	65.62	
41.5	915,152	15,813	0.0173	0.9827	64.98	
42.5	852,578	13,130	0.0154	0.9846	63.86	
43.5	801,494	6,818	0.0085	0.9915	62.88	
44.5	770,341	3,371	0.0044	0.9956	62.35	
45.5	741,954	46,453	0.0626	0.9374	62.08	
46.5	666,836	2,695	0.0040	0.9960	58.19	
47.5	631,019	3,626	0.0057	0.9943	57.96	
48.5	593,921	6,736	0.0113	0.9887	57.63	
49.5	559,337	1,131	0.0020	0.9980	56.98	
50.5	519,999	1,516	0.0029	0.9971	56.87	
51.5	453,444	1,427	0.0031	0.9969	56.71	
52.5	418,407	2,180	0.0052	0.9948	56.53	
53.5	341,325	3,938	0.0115	0.9885	56.24	
54.5	290,160	4,078	0.0141	0.9859	55.59	
55.5	264,539	11,627	0.0440	0.9560	54.81	
56.5	224,188	12,687	0.0566	0.9434	52.40	
57.5	196,223	10,061	0.0513	0.9487	49.43	
58.5	173,438	5,169	0.0298	0.9702	46.89	
59.5	145,136	11,562	0.0797	0.9203	45.49	
60.5	104,582	4,383	0.0419	0.9581	41.86	
61.5	80,697	4,948	0.0613	0.9387	40.11	
62.5	66,763	4,927	0.0738	0.9262	37.65	
63.5	59,492	9,837	0.1653	0.8347	34.87	
64.5	48,743	1,956	0.0401	0.9599	29.11	
65.5	46,217	2,463	0.0533	0.9467	27.94	
66.5	39,911	386	0.0097	0.9903	26.45	
67.5	34,087	1,086	0.0319	0.9681	26.19	
68.5	28,563	1,465	0.0513	0.9487	25.35	
69.5	21,976	2,314	0.1053	0.8947	24.05	
70.5	17,820	456	0.0256	0.9744	21.52	
71.5	3,408	77	0.0226	0.9774	20.97	
72.5	3,443	94	0.0273	0.9727	20.50	
73.5	3,941	131	0.0332	0.9668	19.94	
74.5	3,786	202	0.0534	0.9466	19.28	
75.5	3,550	10	0.0028	0.9972	18.25	
76.5	3,452	106	0.0307	0.9693	18.20	
77.5	2,906	611	0.2103	0.7897	17.64	
78.5	2,251		0.0000	1.0000	13.93	
79.5	2,126	988	0.4647	0.5353	13.93	
80.5					7.46	

KCP&L - GREATER MISSOURI OPERATIONS
L&P JURISDICTION

ACCOUNT 370 METERS

ORIGINAL LIFE TABLE

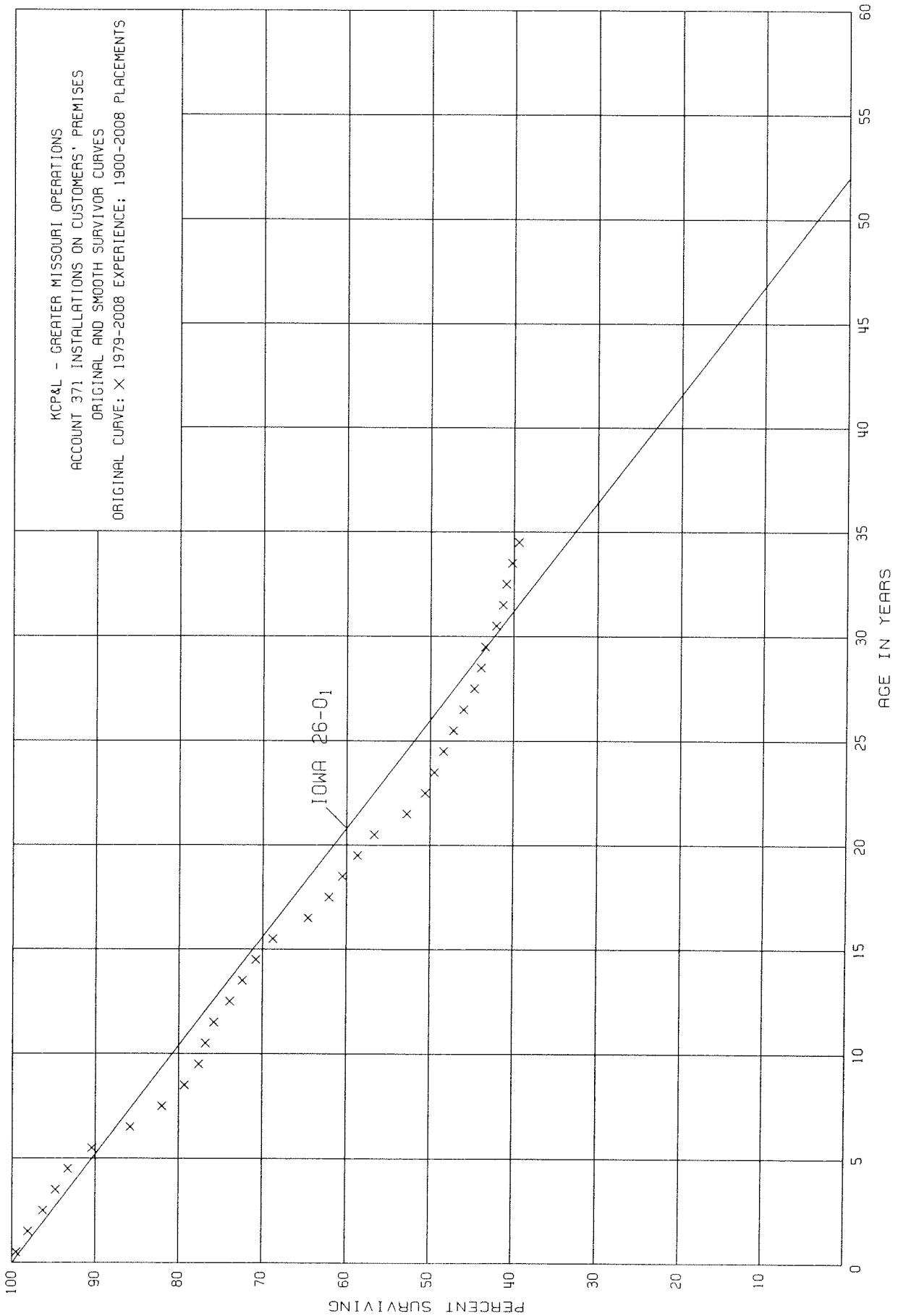
PLACEMENT BAND 1928-2008			EXPERIENCE BAND 1989-2008		
AGE AT BEGIN OF INTERVAL	EXPOSURES AT BEGINNING OF AGE INTERVAL	RETIREMENTS DURING AGE INTERVAL	RETMT RATIO	SURV RATIO	PCT SURV BEGIN OF INTERVAL
0.0	3,907,357		0.0000	1.0000	100.00
0.5	4,106,142	7,546	0.0018	0.9982	100.00
1.5	4,057,090	7,552	0.0019	0.9981	99.82
2.5	4,052,547	6,703	0.0017	0.9983	99.63
3.5	4,065,084	2,996	0.0007	0.9993	99.46
4.5	3,863,171	8,348	0.0022	0.9978	99.39
5.5	3,777,906	4,141	0.0011	0.9989	99.17
6.5	3,779,074	9,696	0.0026	0.9974	99.06
7.5	3,816,878	1,936	0.0005	0.9995	98.80
8.5	3,729,765	903	0.0002	0.9998	98.75
9.5	3,742,669	316	0.0001	0.9999	98.73
10.5	3,604,551		0.0000	1.0000	98.72
11.5	3,638,913	336	0.0001	0.9999	98.72
12.5	4,002,025	146	0.0000	1.0000	98.71
13.5	3,632,758	170	0.0000	1.0000	98.71
14.5	3,589,096	7,048	0.0020	0.9980	98.71
15.5	3,544,749	15,130	0.0043	0.9957	98.51
16.5	3,541,940	8,667	0.0024	0.9976	98.09
17.5	3,449,196	774	0.0002	0.9998	97.85
18.5	3,429,732	8,531	0.0025	0.9975	97.83
19.5	2,874,066	26,047	0.0091	0.9909	97.59
20.5	2,761,480	65,918	0.0239	0.9761	96.70
21.5	2,604,533	35,320	0.0136	0.9864	94.39
22.5	2,485,801	12,360	0.0050	0.9950	93.11
23.5	2,331,388	19,128	0.0082	0.9918	92.64
24.5	2,265,239	31,229	0.0138	0.9862	91.88
25.5	2,139,479	22,515	0.0105	0.9895	90.61
26.5	2,055,824	29,954	0.0146	0.9854	89.66
27.5	1,979,511	17,860	0.0090	0.9910	88.35
28.5	1,974,575	10,606	0.0054	0.9946	87.55
29.5	1,848,036	57,255	0.0310	0.9690	87.08
30.5	1,631,451	40,032	0.0245	0.9755	84.38
31.5	1,439,552	23,884	0.0166	0.9834	82.31
32.5	1,393,922	20,203	0.0145	0.9855	80.94
33.5	1,389,939	77,365	0.0557	0.9443	79.77
34.5	1,256,025	28,546	0.0227	0.9773	75.33
35.5	1,169,495	41,260	0.0353	0.9647	73.62
36.5	1,052,661	21,628	0.0205	0.9795	71.02
37.5	986,219	25,428	0.0258	0.9742	69.56
38.5	934,340	22,074	0.0236	0.9764	67.77
39.5	869,646	28,600	0.0329	0.9671	66.17

KCP&L - GREATER MISSOURI OPERATIONS
L&P JURISDICTION

ACCOUNT 370 METERS

ORIGINAL LIFE TABLE, CONT.

PLACEMENT BAND 1928-2008			EXPERIENCE BAND 1989-2008			
AGE AT BEGIN OF INTERVAL	EXPOSURES AT BEGINNING OF AGE INTERVAL	RETIREMENTS DURING AGE INTERVAL	RETMT RATIO	SURV RATIO	PCT SURV BEGIN OF INTERVAL	
40.5	838,217	8,553	0.0102	0.9898	63.99	
41.5	824,451	15,506	0.0188	0.9812	63.34	
42.5	775,898	12,767	0.0165	0.9835	62.15	
43.5	729,528	6,545	0.0090	0.9910	61.12	
44.5	699,995	3,286	0.0047	0.9953	60.57	
45.5	675,427	46,395	0.0687	0.9313	60.29	
46.5	606,730	2,695	0.0044	0.9956	56.15	
47.5	581,241	3,626	0.0062	0.9938	55.90	
48.5	551,891	6,722	0.0122	0.9878	55.55	
49.5	526,277	1,131	0.0021	0.9979	54.87	
50.5	487,630	1,516	0.0031	0.9969	54.75	
51.5	449,864	1,427	0.0032	0.9968	54.58	
52.5	414,839	2,180	0.0053	0.9947	54.41	
53.5	337,803	3,938	0.0117	0.9883	54.12	
54.5	286,662	4,078	0.0142	0.9858	53.49	
55.5	261,075	11,571	0.0443	0.9557	52.73	
56.5	220,868	12,687	0.0574	0.9426	50.39	
57.5	193,343	10,061	0.0520	0.9480	47.50	
58.5	170,873	5,169	0.0303	0.9697	45.03	
59.5	142,610	11,562	0.0811	0.9189	43.67	
60.5	104,582	4,383	0.0419	0.9581	40.13	
61.5	80,697	4,948	0.0613	0.9387	38.45	
62.5	66,763	4,927	0.0738	0.9262	36.09	
63.5	59,492	9,837	0.1653	0.8347	33.43	
64.5	48,743	1,956	0.0401	0.9599	27.90	
65.5	46,217	2,463	0.0533	0.9467	26.78	
66.5	39,911	386	0.0097	0.9903	25.35	
67.5	34,087	1,086	0.0319	0.9681	25.10	
68.5	28,563	1,465	0.0513	0.9487	24.30	
69.5	21,976	2,314	0.1053	0.8947	23.05	
70.5	17,820	456	0.0256	0.9744	20.62	
71.5	3,408	77	0.0226	0.9774	20.09	
72.5	3,443	94	0.0273	0.9727	19.64	
73.5	3,941	131	0.0332	0.9668	19.10	
74.5	3,786	202	0.0534	0.9466	18.47	
75.5	3,550	10	0.0028	0.9972	17.48	
76.5	3,452	106	0.0307	0.9693	17.43	
77.5	2,906	611	0.2103	0.7897	16.89	
78.5	2,251		0.0000	1.0000	13.34	
79.5	2,126	988	0.4647	0.5353	13.34	
80.5					7.14	



KCP&L - GREATER MISSOURI OPERATIONS
L&P JURISDICTION

ACCOUNT 371 INSTALLATIONS ON CUSTOMERS' PREMISES

ORIGINAL LIFE TABLE

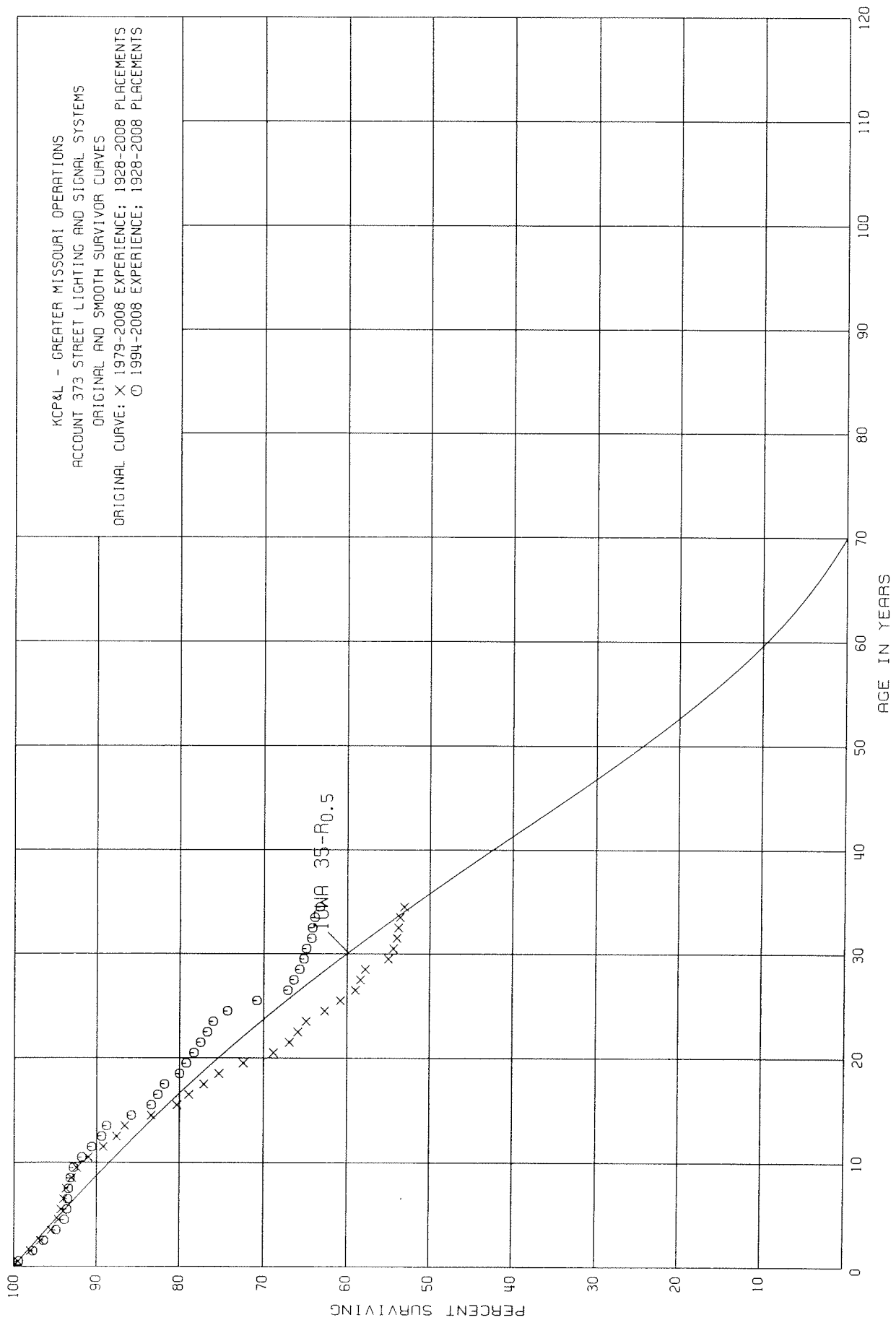
PLACEMENT BAND 1900-2008			EXPERIENCE BAND 1979-2008			
AGE AT BEGIN OF INTERVAL	EXPOSURES AT BEGINNING OF AGE INTERVAL	RETIREMENTS DURING AGE INTERVAL	RETMT RATIO	SURV RATIO	PCT SURV BEGIN OF INTERVAL	
0.0	5,474,289	29,065	0.0053	0.9947	100.00	
0.5	5,233,109	72,866	0.0139	0.9861	99.47	
1.5	5,069,232	95,062	0.0188	0.9812	98.09	
2.5	4,784,604	74,688	0.0156	0.9844	96.25	
3.5	4,228,773	66,715	0.0158	0.9842	94.75	
4.5	3,961,620	120,490	0.0304	0.9696	93.25	
5.5	3,740,810	190,789	0.0510	0.9490	90.42	
6.5	3,487,711	156,681	0.0449	0.9551	85.81	
7.5	3,302,397	107,661	0.0326	0.9674	81.96	
8.5	2,881,146	62,356	0.0216	0.9784	79.29	
9.5	2,542,386	25,937	0.0102	0.9898	77.58	
10.5	2,275,741	29,076	0.0128	0.9872	76.79	
11.5	2,026,696	50,595	0.0250	0.9750	75.81	
12.5	1,789,779	37,795	0.0211	0.9789	73.91	
13.5	1,574,978	33,220	0.0211	0.9789	72.35	
14.5	1,388,128	40,306	0.0290	0.9710	70.82	
15.5	1,197,798	72,178	0.0603	0.9397	68.77	
16.5	949,576	36,773	0.0387	0.9613	64.62	
17.5	781,746	20,188	0.0258	0.9742	62.12	
18.5	645,258	19,536	0.0303	0.9697	60.52	
19.5	489,233	16,293	0.0333	0.9667	58.69	
20.5	422,189	29,077	0.0689	0.9311	56.74	
21.5	343,879	14,761	0.0429	0.9571	52.83	
22.5	289,857	6,243	0.0215	0.9785	50.56	
23.5	244,418	5,179	0.0212	0.9788	49.47	
24.5	208,124	5,072	0.0244	0.9756	48.42	
25.5	159,243	4,280	0.0269	0.9731	47.24	
26.5	128,047	3,580	0.0280	0.9720	45.97	
27.5	99,028	1,796	0.0181	0.9819	44.68	
28.5	83,697	813	0.0097	0.9903	43.87	
29.5	78,262	2,352	0.0301	0.9699	43.44	
30.5	89,063	1,689	0.0190	0.9810	42.13	
31.5	101,527	1,131	0.0111	0.9889	41.33	
32.5	95,234	1,672	0.0176	0.9824	40.87	
33.5	83,529	1,565	0.0187	0.9813	40.15	
34.5	73,971	280	0.0038	0.9962	39.40	
35.5	71,929	537	0.0075	0.9925	39.25	
36.5	73,581	109	0.0015	0.9985	38.96	
37.5	81,781	11	0.0001	0.9999	38.90	
38.5	92,262	7	0.0001	0.9999	38.90	
39.5	101,156	34	0.0003	0.9997	38.90	

KCP&L - GREATER MISSOURI OPERATIONS
L&P JURISDICTION

ACCOUNT 371 INSTALLATIONS ON CUSTOMERS' PREMISES

ORIGINAL LIFE TABLE, CONT.

PLACEMENT BAND 1900-2008			EXPERIENCE BAND 1979-2008			
AGE AT BEGIN OF INTERVAL	EXPOSURES AT BEGINNING OF AGE INTERVAL	RETIREMENTS DURING AGE INTERVAL	RETMT RATIO	SURV RATIO	PCT SURV BEGIN OF INTERVAL	
40.5	104,882	30	0.0003	0.9997	38.89	
41.5	101,438	4	0.0000	1.0000	38.88	
42.5	101,204	6	0.0001	0.9999	38.88	
43.5	101,088	8	0.0001	0.9999	38.88	
44.5	100,989	73	0.0007	0.9993	38.88	
45.5	100,529	11	0.0001	0.9999	38.85	
46.5	99,016	421	0.0043	0.9957	38.85	
47.5	97,408	6	0.0001	0.9999	38.68	
48.5	96,459	3	0.0000	1.0000	38.68	
49.5	94,937	2	0.0000	1.0000	38.68	
50.5	94,551	1	0.0000	1.0000	38.68	
51.5	93,325	170	0.0018	0.9982	38.68	
52.5	91,906	15,440	0.1680	0.8320	38.61	
53.5	74,753	13,612	0.1821	0.8179	32.12	
54.5	59,517	3,872	0.0651	0.9349	26.27	
55.5	53,877	42	0.0008	0.9992	24.56	
56.5	52,162	109	0.0021	0.9979	24.54	
57.5	49,980	594	0.0119	0.9881	24.49	
58.5	46,628	3,104	0.0666	0.9334	24.20	
59.5	40,783	5,305	0.1301	0.8699	22.59	
60.5	32,019	6,454	0.2016	0.7984	19.65	
61.5	22,917	5,762	0.2514	0.7486	15.69	
62.5	16,732	2,929	0.1751	0.8249	11.75	
63.5	13,803	14	0.0010	0.9990	9.69	
64.5	13,821		0.0000	1.0000	9.68	
65.5	13,821	1	0.0001	0.9999	9.68	
66.5	13,618	1	0.0001	0.9999	9.68	
67.5	9,685	2	0.0002	0.9998	9.68	
68.5	4,698	59	0.0126	0.9874	9.68	
69.5	1,170		0.0000	1.0000	9.56	
70.5	2		0.0000	1.0000	9.56	
71.5					9.56	
72.5		2				
73.5	3		0.0000			
74.5	3	2	0.6667			
75.5	2	3	1.5000			
76.5	2	1	0.5000			
77.5		3				
78.5	85		0.0000			
79.5	85	85	1.0000			
80.5						



KCP&L - GREATER MISSOURI OPERATIONS
L&P JURISDICTION

ACCOUNT 373 STREET LIGHTING AND SIGNAL SYSTEMS

ORIGINAL LIFE TABLE

PLACEMENT BAND 1928-2008			EXPERIENCE BAND 1979-2008		
AGE AT BEGIN OF INTERVAL	EXPOSURES AT BEGINNING OF AGE INTERVAL	RETIREMENTS DURING AGE INTERVAL	RETMT RATIO	SURV RATIO	PCT SURV BEGIN OF INTERVAL
0.0	5,436,473	29,615	0.0054	0.9946	100.00
0.5	5,198,903	77,175	0.0148	0.9852	99.46
1.5	4,905,878	59,511	0.0121	0.9879	97.99
2.5	4,479,352	59,865	0.0134	0.9866	96.80
3.5	4,097,165	37,966	0.0093	0.9907	95.50
4.5	4,033,946	13,313	0.0033	0.9967	94.61
5.5	3,924,649	13,487	0.0034	0.9966	94.30
6.5	3,865,291	13,543	0.0035	0.9965	93.98
7.5	3,799,448	28,620	0.0075	0.9925	93.65
8.5	3,610,447	22,109	0.0061	0.9939	92.95
9.5	3,188,071	49,140	0.0154	0.9846	92.38
10.5	2,811,269	54,139	0.0193	0.9807	90.96
11.5	2,344,156	43,371	0.0185	0.9815	89.20
12.5	1,907,099	21,398	0.0112	0.9888	87.55
13.5	751,158	27,159	0.0362	0.9638	86.57
14.5	694,407	25,964	0.0374	0.9626	83.44
15.5	655,995	11,884	0.0181	0.9819	80.32
16.5	632,598	14,120	0.0223	0.9777	78.87
17.5	607,853	14,412	0.0237	0.9763	77.11
18.5	583,237	22,148	0.0380	0.9620	75.28
19.5	545,319	27,557	0.0505	0.9495	72.42
20.5	513,452	13,638	0.0266	0.9734	68.76
21.5	428,795	6,541	0.0153	0.9847	66.93
22.5	416,291	6,654	0.0160	0.9840	65.91
23.5	368,100	12,275	0.0333	0.9667	64.86
24.5	324,637	9,787	0.0301	0.9699	62.70
25.5	283,531	8,398	0.0296	0.9704	60.81
26.5	263,329	2,695	0.0102	0.9898	59.01
27.5	247,565	2,614	0.0106	0.9894	58.41
28.5	235,295	11,477	0.0488	0.9512	57.79
29.5	219,461	2,404	0.0110	0.9890	54.97
30.5	214,569	1,540	0.0072	0.9928	54.37
31.5	208,656	766	0.0037	0.9963	53.98
32.5	203,526	835	0.0041	0.9959	53.78
33.5	189,685	1,686	0.0089	0.9911	53.56
34.5	182,572	877	0.0048	0.9952	53.08
35.5	176,719	633	0.0036	0.9964	52.83
36.5	168,453	365	0.0022	0.9978	52.64
37.5	164,505	409	0.0025	0.9975	52.52
38.5	155,369	826	0.0053	0.9947	52.39
39.5	146,866	879	0.0060	0.9940	52.11

KCP&L - GREATER MISSOURI OPERATIONS
L&P JURISDICTION

ACCOUNT 373 STREET LIGHTING AND SIGNAL SYSTEMS

ORIGINAL LIFE TABLE, CONT.

PLACEMENT BAND 1928-2008			EXPERIENCE BAND 1979-2008			
AGE AT BEGIN OF INTERVAL	EXPOSURES AT BEGINNING OF AGE INTERVAL	RETIREMENTS DURING AGE INTERVAL	RETMT RATIO	SURV RATIO	PCT SURV BEGIN OF INTERVAL	
40.5	137,658	232	0.0017	0.9983	51.80	
41.5	129,651	171	0.0013	0.9987	51.71	
42.5	122,921	368	0.0030	0.9970	51.64	
43.5	115,341	922	0.0080	0.9920	51.49	
44.5	108,710	187	0.0017	0.9983	51.08	
45.5	104,056	4,661	0.0448	0.9552	50.99	
46.5	96,668	681	0.0070	0.9930	48.71	
47.5	94,136	2,812	0.0299	0.9701	48.37	
48.5	89,535	1,094	0.0122	0.9878	46.92	
49.5	86,109	472	0.0055	0.9945	46.35	
50.5	67,636	171	0.0025	0.9975	46.10	
51.5	64,561	136	0.0021	0.9979	45.98	
52.5	45,591	809	0.0177	0.9823	45.88	
53.5	40,401	1,347	0.0333	0.9667	45.07	
54.5	26,414	732	0.0277	0.9723	43.57	
55.5	22,814	39	0.0017	0.9983	42.36	
56.5	20,832	66	0.0032	0.9968	42.29	
57.5	19,352	17	0.0009	0.9991	42.15	
58.5	18,170	49	0.0027	0.9973	42.11	
59.5	16,546	2	0.0001	0.9999	42.00	
60.5	16,842	4	0.0002	0.9998	42.00	
61.5	14,882		0.0000	1.0000	41.99	
62.5	14,693		0.0000	1.0000	41.99	
63.5	14,495	105	0.0072	0.9928	41.99	
64.5	14,288	34	0.0024	0.9976	41.69	
65.5	14,161	23	0.0016	0.9984	41.59	
66.5	14,020	143	0.0102	0.9898	41.52	
67.5	12,876	161	0.0125	0.9875	41.10	
68.5	11,511	62	0.0054	0.9946	40.59	
69.5	11,020	89	0.0081	0.9919	40.37	
70.5	10,907	506	0.0464	0.9536	40.04	
71.5	6,347	481	0.0758	0.9242	38.18	
72.5	5,863	378	0.0645	0.9355	35.29	
73.5	5,416	111	0.0205	0.9795	33.01	
74.5	5,301	4	0.0008	0.9992	32.33	
75.5	5,248	23	0.0044	0.9956	32.30	
76.5	5,212	20	0.0038	0.9962	32.16	
77.5	4,917		0.0000	1.0000	32.04	
78.5	2,850	389	0.1365	0.8635	32.04	
79.5	2,769	14	0.0051	0.9949	27.67	
80.5					27.53	

KCP&L - GREATER MISSOURI OPERATIONS
L&P JURISDICTION

ACCOUNT 373 STREET LIGHTING AND SIGNAL SYSTEMS

ORIGINAL LIFE TABLE

PLACEMENT BAND 1928-2008 EXPERIENCE BAND 1994-2008

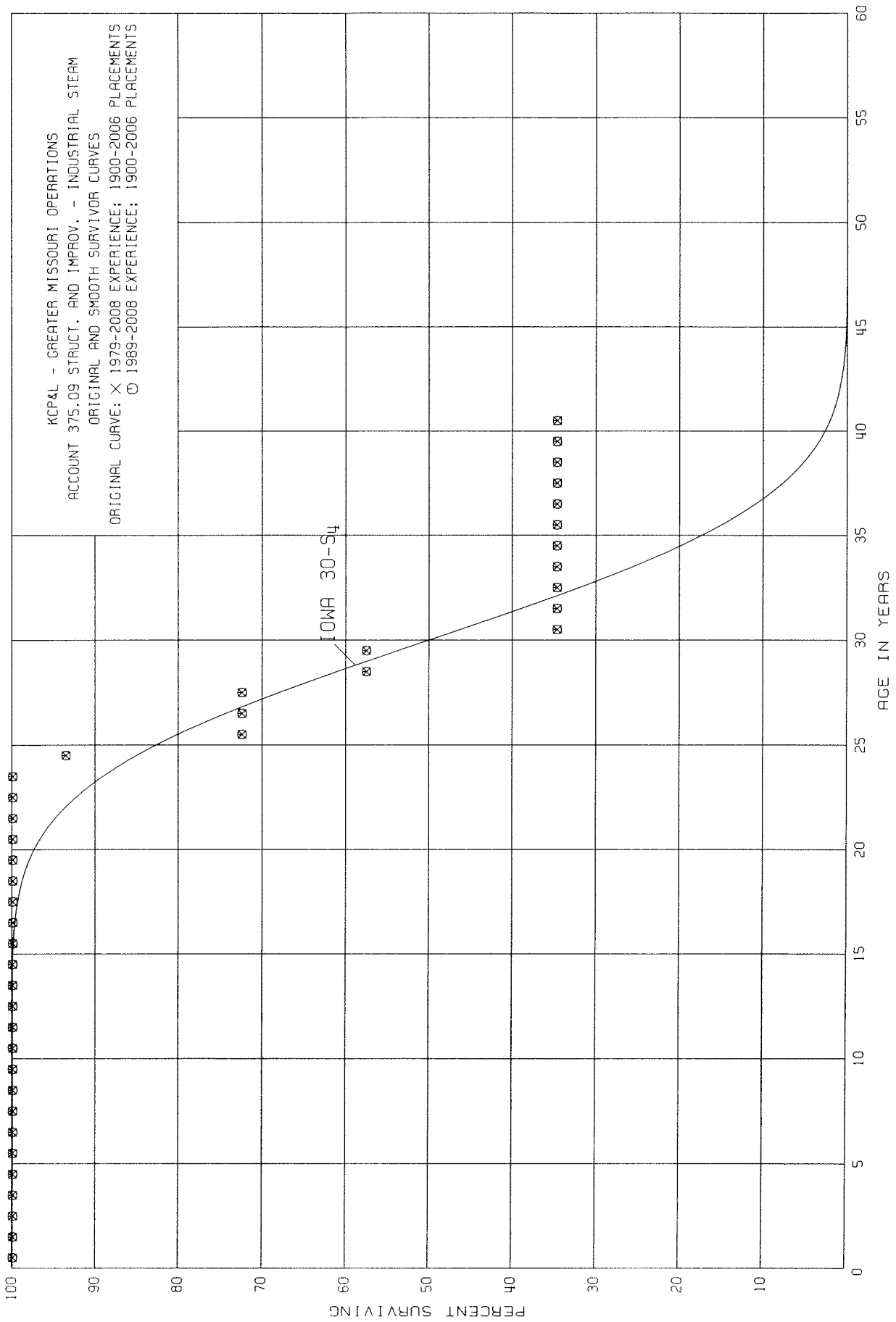
AGE AT BEGIN OF INTERVAL	EXPOSURES AT BEGINNING OF AGE INTERVAL	RETIREMENTS DURING AGE INTERVAL	RETMT RATIO	SURV RATIO	PCT SURV BEGIN OF INTERVAL
0.0	4,792,511	28,093	0.0059	0.9941	100.00
0.5	4,564,187	76,925	0.0169	0.9831	99.41
1.5	4,271,592	58,809	0.0138	0.9862	97.73
2.5	3,849,742	59,154	0.0154	0.9846	96.38
3.5	3,463,366	37,269	0.0108	0.9892	94.90
4.5	3,391,127	9,108	0.0027	0.9973	93.88
5.5	3,297,760	3,597	0.0011	0.9989	93.63
6.5	3,326,325	4,020	0.0012	0.9988	93.53
7.5	3,312,424	8,232	0.0025	0.9975	93.42
8.5	3,187,046	14,031	0.0044	0.9956	93.19
9.5	2,827,302	29,260	0.0103	0.9897	92.78
10.5	2,498,990	34,063	0.0136	0.9864	91.82
11.5	2,061,630	26,709	0.0130	0.9870	90.57
12.5	1,659,727	11,100	0.0067	0.9933	89.39
13.5	512,407	17,097	0.0334	0.9666	88.79
14.5	462,175	12,829	0.0278	0.9722	85.82
15.5	434,759	4,413	0.0102	0.9898	83.43
16.5	424,609	4,185	0.0099	0.9901	82.58
17.5	410,426	8,605	0.0210	0.9790	81.76
18.5	402,413	4,160	0.0103	0.9897	80.04
19.5	392,320	4,681	0.0119	0.9881	79.22
20.5	360,912	3,508	0.0097	0.9903	78.28
21.5	291,463	2,969	0.0102	0.9898	77.52
22.5	255,167	2,407	0.0094	0.9906	76.73
23.5	211,558	4,729	0.0224	0.9776	76.01
24.5	169,580	8,030	0.0474	0.9526	74.31
25.5	134,250	6,988	0.0521	0.9479	70.79
26.5	126,871	1,263	0.0100	0.9900	67.10
27.5	118,264	1,331	0.0113	0.9887	66.43
28.5	114,469	823	0.0072	0.9928	65.68
29.5	114,149	610	0.0053	0.9947	65.21
30.5	115,858	983	0.0085	0.9915	64.86
31.5	109,916	119	0.0011	0.9989	64.31
32.5	107,604	541	0.0050	0.9950	64.24
33.5	98,507	897	0.0091	0.9909	63.92
34.5	95,154	606	0.0064	0.9936	63.34
35.5	113,799	528	0.0046	0.9954	62.93
36.5	108,575	227	0.0021	0.9979	62.64
37.5	124,498	409	0.0033	0.9967	62.51
38.5	124,386	826	0.0066	0.9934	62.30
39.5	128,803	807	0.0063	0.9937	61.89

KCP&L - GREATER MISSOURI OPERATIONS
L&P JURISDICTION

ACCOUNT 373 STREET LIGHTING AND SIGNAL SYSTEMS

ORIGINAL LIFE TABLE, CONT.

PLACEMENT BAND 1928-2008			EXPERIENCE BAND 1994-2008			
AGE AT BEGIN OF INTERVAL	EXPOSURES AT BEGINNING OF AGE INTERVAL	RETIREMENTS DURING AGE INTERVAL	RETMT RATIO	SURV RATIO	PCT SURV BEGIN OF INTERVAL	
40.5	124,775	232	0.0019	0.9981	61.50	
41.5	114,336	171	0.0015	0.9985	61.38	
42.5	109,021	368	0.0034	0.9966	61.29	
43.5	102,666	922	0.0090	0.9910	61.08	
44.5	97,673	187	0.0019	0.9981	60.53	
45.5	93,335	4,631	0.0496	0.9504	60.41	
46.5	89,365	681	0.0076	0.9924	57.41	
47.5	87,005	2,812	0.0323	0.9677	56.97	
48.5	79,992	1,094	0.0137	0.9863	55.13	
49.5	76,139	472	0.0062	0.9938	54.37	
50.5	54,570	171	0.0031	0.9969	54.03	
51.5	51,602	136	0.0026	0.9974	53.86	
52.5	33,036	809	0.0245	0.9755	53.72	
53.5	28,321	1,318	0.0465	0.9535	52.40	
54.5	14,994	732	0.0488	0.9512	49.96	
55.5	11,431	39	0.0034	0.9966	47.52	
56.5	13,924	66	0.0047	0.9953	47.36	
57.5	12,444	17	0.0014	0.9986	47.14	
58.5	11,262	49	0.0044	0.9956	47.07	
59.5	9,638	2	0.0002	0.9998	46.86	
60.5	9,934	4	0.0004	0.9996	46.85	
61.5	7,974		0.0000	1.0000	46.83	
62.5	8,320		0.0000	1.0000	46.83	
63.5	10,764	105	0.0098	0.9902	46.83	
64.5	11,108	34	0.0031	0.9969	46.37	
65.5	14,161	23	0.0016	0.9984	46.23	
66.5	14,020	143	0.0102	0.9898	46.16	
67.5	12,876	161	0.0125	0.9875	45.69	
68.5	11,511	62	0.0054	0.9946	45.12	
69.5	11,020	89	0.0081	0.9919	44.88	
70.5	10,907	506	0.0464	0.9536	44.52	
71.5	6,347	481	0.0758	0.9242	42.45	
72.5	5,863	378	0.0645	0.9355	39.23	
73.5	5,416	111	0.0205	0.9795	36.70	
74.5	5,301	4	0.0008	0.9992	35.95	
75.5	5,248	23	0.0044	0.9956	35.92	
76.5	5,212	20	0.0038	0.9962	35.76	
77.5	4,917		0.0000	1.0000	35.62	
78.5	2,850	389	0.1365	0.8635	35.62	
79.5	2,769	14	0.0051	0.9949	30.76	
80.5					30.60	



KCP&L - GREATER MISSOURI OPERATIONS
L&P JURISDICTION

ACCOUNT 375.09 STRUCT. AND IMPROV. - INDUSTRIAL STEAM

ORIGINAL LIFE TABLE

PLACEMENT BAND 1900-2006			EXPERIENCE BAND 1979-2008		
AGE AT BEGIN OF INTERVAL	EXPOSURES AT BEGINNING OF AGE INTERVAL	RETIREMENTS DURING AGE INTERVAL	RETMT RATIO	SURV RATIO	PCT SURV BEGIN OF INTERVAL
0.0	59,597		0.0000	1.0000	100.00
0.5	59,597		0.0000	1.0000	100.00
1.5	59,597		0.0000	1.0000	100.00
2.5	45,726		0.0000	1.0000	100.00
3.5	15,031		0.0000	1.0000	100.00
4.5	15,031		0.0000	1.0000	100.00
5.5	15,031		0.0000	1.0000	100.00
6.5	25,183		0.0000	1.0000	100.00
7.5	29,234		0.0000	1.0000	100.00
8.5	29,234		0.0000	1.0000	100.00
9.5	54,990		0.0000	1.0000	100.00
10.5	53,602		0.0000	1.0000	100.00
11.5	76,996		0.0000	1.0000	100.00
12.5	72,571		0.0000	1.0000	100.00
13.5	49,572		0.0000	1.0000	100.00
14.5	38,966		0.0000	1.0000	100.00
15.5	38,966		0.0000	1.0000	100.00
16.5	70,974		0.0000	1.0000	100.00
17.5	70,974		0.0000	1.0000	100.00
18.5	44,332		0.0000	1.0000	100.00
19.5	44,332		0.0000	1.0000	100.00
20.5	41,843		0.0000	1.0000	100.00
21.5	41,843		0.0000	1.0000	100.00
22.5	41,843		0.0000	1.0000	100.00
23.5	12,324	803	0.0652	0.9348	100.00
24.5	11,521	2,600	0.2257	0.7743	93.48
25.5	8,921		0.0000	1.0000	72.38
26.5	8,921		0.0000	1.0000	72.38
27.5	8,921	1,836	0.2058	0.7942	72.38
28.5	7,085		0.0000	1.0000	57.48
29.5	7,085	2,817	0.3976	0.6024	57.48
30.5	4,268		0.0000	1.0000	34.63
31.5	4,268		0.0000	1.0000	34.63
32.5	4,268		0.0000	1.0000	34.63
33.5	4,268		0.0000	1.0000	34.63
34.5	4,268		0.0000	1.0000	34.63
35.5	4,268		0.0000	1.0000	34.63
36.5	4,268		0.0000	1.0000	34.63
37.5	4,268		0.0000	1.0000	34.63
38.5	4,268		0.0000	1.0000	34.63

KCP&L - GREATER MISSOURI OPERATIONS
L&P JURISDICTION

ACCOUNT 375.09 STRUCT. AND IMPROV. - INDUSTRIAL STEAM

ORIGINAL LIFE TABLE, CONT.

PLACEMENT BAND 1900-2006			EXPERIENCE BAND 1979-2008		
AGE AT BEGIN OF INTERVAL	EXPOSURES AT BEGINNING OF AGE INTERVAL	RETIREMENTS DURING AGE INTERVAL	RETMT RATIO	SURV RATIO	PCT SURV BEGIN OF INTERVAL
39.5	1,511		0.0000	1.0000	34.63
40.5					34.63
41.5					
42.5					
43.5					
44.5					
45.5					
46.5					
47.5					
48.5					
49.5					
50.5					
51.5					
52.5					
53.5					
54.5					
55.5					
56.5					
57.5					
58.5					
59.5					
60.5					
61.5					
62.5					
63.5					
64.5					
65.5					
66.5					
67.5					
68.5					
69.5					
70.5					
71.5					
72.5					
73.5					
74.5					
75.5					
76.5					
77.5					
78.5	74		0.0000		

KCP&L - GREATER MISSOURI OPERATIONS
L&P JURISDICTION

ACCOUNT 375.09 STRUCT. AND IMPROV. - INDUSTRIAL STEAM

ORIGINAL LIFE TABLE, CONT.

PLACEMENT BAND 1900-2006			EXPERIENCE BAND 1979-2008		
AGE AT BEGIN OF INTERVAL	EXPOSURES AT BEGINNING OF AGE INTERVAL	RETIREMENTS DURING AGE INTERVAL	RETMT RATIO	SURV RATIO	PCT SURV BEGIN OF INTERVAL
79.5	74		0.0000		
80.5	74		0.0000		
81.5	74		0.0000		
82.5	74		0.0000		
83.5	74		0.0000		
84.5	74		0.0000		
85.5	74		0.0000		
86.5	74		0.0000		
87.5	74		0.0000		
88.5	74		0.0000		
89.5	74		0.0000		
90.5	74		0.0000		
91.5	74		0.0000		
92.5	74		0.0000		
93.5	74		0.0000		
94.5	74	74	1.0000		
95.5					

KCP&L - GREATER MISSOURI OPERATIONS
L&P JURISDICTION

ACCOUNT 375.09 STRUCT. AND IMPROV. - INDUSTRIAL STEAM

ORIGINAL LIFE TABLE

PLACEMENT BAND 1900-2006			EXPERIENCE BAND 1989-2008		
AGE AT BEGIN OF INTERVAL	EXPOSURES AT BEGINNING OF AGE INTERVAL	RETIREMENTS DURING AGE INTERVAL	RETMT RATIO	SURV RATIO	PCT SURV BEGIN OF INTERVAL
0.0	59,597		0.0000	1.0000	100.00
0.5	59,597		0.0000	1.0000	100.00
1.5	59,597		0.0000	1.0000	100.00
2.5	45,726		0.0000	1.0000	100.00
3.5	15,031		0.0000	1.0000	100.00
4.5	15,031		0.0000	1.0000	100.00
5.5	15,031		0.0000	1.0000	100.00
6.5	17,930		0.0000	1.0000	100.00
7.5	21,178		0.0000	1.0000	100.00
8.5	21,178		0.0000	1.0000	100.00
9.5	44,177		0.0000	1.0000	100.00
10.5	41,278		0.0000	1.0000	100.00
11.5	64,672		0.0000	1.0000	100.00
12.5	60,247		0.0000	1.0000	100.00
13.5	37,248		0.0000	1.0000	100.00
14.5	26,642		0.0000	1.0000	100.00
15.5	26,642		0.0000	1.0000	100.00
16.5	65,903		0.0000	1.0000	100.00
17.5	66,706		0.0000	1.0000	100.00
18.5	40,064		0.0000	1.0000	100.00
19.5	42,821		0.0000	1.0000	100.00
20.5	41,843		0.0000	1.0000	100.00
21.5	41,843		0.0000	1.0000	100.00
22.5	41,843		0.0000	1.0000	100.00
23.5	12,324	803	0.0652	0.9348	100.00
24.5	11,521	2,600	0.2257	0.7743	93.48
25.5	8,921		0.0000	1.0000	72.38
26.5	8,921		0.0000	1.0000	72.38
27.5	8,921	1,836	0.2058	0.7942	72.38
28.5	7,085		0.0000	1.0000	57.48
29.5	7,085	2,817	0.3976	0.6024	57.48
30.5	4,268		0.0000	1.0000	34.63
31.5	4,268		0.0000	1.0000	34.63
32.5	4,268		0.0000	1.0000	34.63
33.5	4,268		0.0000	1.0000	34.63
34.5	4,268		0.0000	1.0000	34.63
35.5	4,268		0.0000	1.0000	34.63
36.5	4,268		0.0000	1.0000	34.63
37.5	4,268		0.0000	1.0000	34.63
38.5	4,268		0.0000	1.0000	34.63

KCP&L - GREATER MISSOURI OPERATIONS
L&P JURISDICTION

ACCOUNT 375.09 STRUCT. AND IMPROV. - INDUSTRIAL STEAM

ORIGINAL LIFE TABLE, CONT.

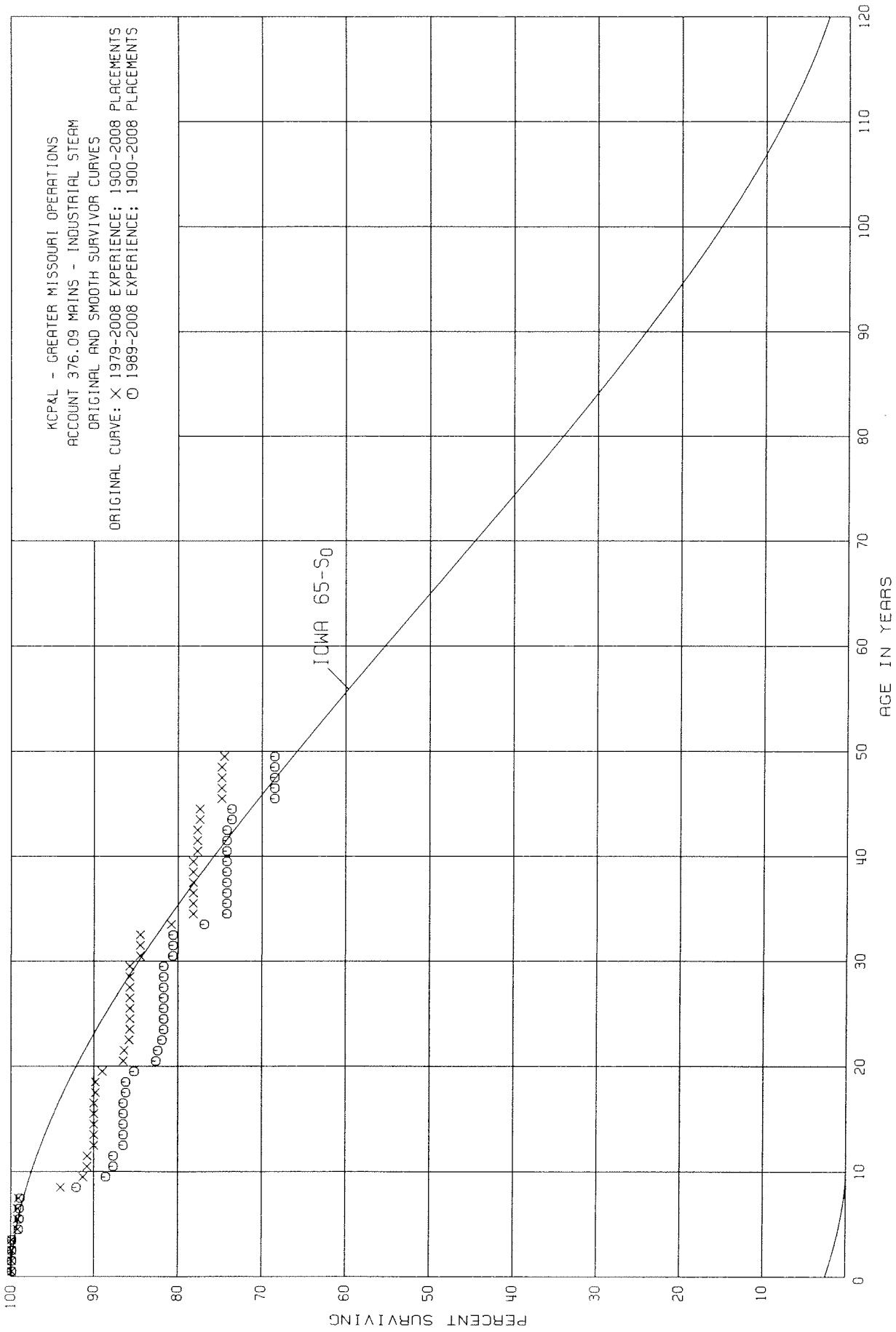
PLACEMENT BAND 1900-2006			EXPERIENCE BAND 1989-2008		
AGE AT BEGIN OF INTERVAL	EXPOSURES AT BEGINNING OF AGE INTERVAL	RETIREMENTS DURING AGE INTERVAL	RETMT RATIO	SURV RATIO	PCT SURV BEGIN OF INTERVAL
39.5	1,511		0.0000	1.0000	34.63
40.5					34.63
41.5					
42.5					
43.5					
44.5					
45.5					
46.5					
47.5					
48.5					
49.5					
50.5					
51.5					
52.5					
53.5					
54.5					
55.5					
56.5					
57.5					
58.5					
59.5					
60.5					
61.5					
62.5					
63.5					
64.5					
65.5					
66.5					
67.5					
68.5					
69.5					
70.5					
71.5					
72.5					
73.5					
74.5					
75.5					
76.5					
77.5					
78.5					

KCP&L - GREATER MISSOURI OPERATIONS
L&P JURISDICTION

ACCOUNT 375.09 STRUCT. AND IMPROV. - INDUSTRIAL STEAM

ORIGINAL LIFE TABLE, CONT.

PLACEMENT BAND 1900-2006			EXPERIENCE BAND 1989-2008		
AGE AT BEGIN OF INTERVAL	EXPOSURES AT BEGINNING OF AGE INTERVAL	RETIREMENTS DURING AGE INTERVAL	RETMT RATIO	SURV RATIO	PCT SURV BEGIN OF INTERVAL
79.5					
80.5					
81.5					
82.5					
83.5					
84.5					
85.5					
86.5					
87.5					
88.5	74			0.0000	
89.5	74			0.0000	
90.5	74			0.0000	
91.5	74			0.0000	
92.5	74			0.0000	
93.5	74			0.0000	
94.5	74	74	1.0000		
95.5					



KCP&L - GREATER MISSOURI OPERATIONS
L&P JURISDICTION

ACCOUNT 376.09 MAINS - INDUSTRIAL STEAM

ORIGINAL LIFE TABLE

PLACEMENT BAND 1900-2008			EXPERIENCE BAND 1979-2008		
AGE AT BEGIN OF INTERVAL	EXPOSURES AT BEGINNING OF AGE INTERVAL	RETIREMENTS DURING AGE INTERVAL	RETMT RATIO	SURV RATIO	PCT SURV BEGIN OF INTERVAL
0.0	1,282,574		0.0000	1.0000	100.00
0.5	1,281,627		0.0000	1.0000	100.00
1.5	1,281,627		0.0000	1.0000	100.00
2.5	1,425,263		0.0000	1.0000	100.00
3.5	1,284,918	10,038	0.0078	0.9922	100.00
4.5	1,323,375	625	0.0005	0.9995	99.22
5.5	1,347,085		0.0000	1.0000	99.17
6.5	1,480,637	1,607	0.0011	0.9989	99.17
7.5	1,479,030	76,378	0.0516	0.9484	99.06
8.5	1,411,317	39,260	0.0278	0.9722	93.95
9.5	1,420,900	8,966	0.0063	0.9937	91.34
10.5	1,448,946		0.0000	1.0000	90.76
11.5	1,445,409	11,542	0.0080	0.9920	90.76
12.5	1,434,450		0.0000	1.0000	90.03
13.5	1,465,115		0.0000	1.0000	90.03
14.5	1,440,040		0.0000	1.0000	90.03
15.5	1,440,040		0.0000	1.0000	90.03
16.5	1,249,095	3,480	0.0028	0.9972	90.03
17.5	1,119,386		0.0000	1.0000	89.78
18.5	1,144,757	10,148	0.0089	0.9911	89.78
19.5	1,128,686	30,902	0.0274	0.9726	88.98
20.5	929,150	2,004	0.0022	0.9978	86.54
21.5	887,988	5,779	0.0065	0.9935	86.35
22.5	882,209	1,336	0.0015	0.9985	85.79
23.5	608,235		0.0000	1.0000	85.66
24.5	608,235		0.0000	1.0000	85.66
25.5	608,235		0.0000	1.0000	85.66
26.5	608,435		0.0000	1.0000	85.66
27.5	608,435		0.0000	1.0000	85.66
28.5	630,099		0.0000	1.0000	85.66
29.5	630,100	8,332	0.0132	0.9868	85.66
30.5	621,897		0.0000	1.0000	84.53
31.5	622,525		0.0000	1.0000	84.53
32.5	478,889	21,075	0.0440	0.9560	84.53
33.5	388,634	12,656	0.0326	0.9674	80.81
34.5	375,978		0.0000	1.0000	78.18
35.5	366,040		0.0000	1.0000	78.18
36.5	249,938		0.0000	1.0000	78.18
37.5	249,938		0.0000	1.0000	78.18
38.5	241,273		0.0000	1.0000	78.18

KCP&L - GREATER MISSOURI OPERATIONS
L&P JURISDICTION

ACCOUNT 376.09 MAINS - INDUSTRIAL STEAM

ORIGINAL LIFE TABLE, CONT.

PLACEMENT BAND 1900-2008			EXPERIENCE BAND 1979-2008			
AGE AT BEGIN OF INTERVAL	EXPOSURES AT BEGINNING OF AGE INTERVAL	RETIREMENTS DURING AGE INTERVAL	RETMT RATIO	SURV RATIO	PCT SURV BEGIN OF INTERVAL	
39.5	108,128	628	0.0058	0.9942	78.18	
40.5	44,849		0.0000	1.0000	77.73	
41.5	44,849		0.0000	1.0000	77.73	
42.5	44,849	200	0.0045	0.9955	77.73	
43.5	44,649		0.0000	1.0000	77.38	
44.5	44,649	1,496	0.0335	0.9665	77.38	
45.5	43,153		0.0000	1.0000	74.79	
46.5	43,153		0.0000	1.0000	74.79	
47.5	43,153		0.0000	1.0000	74.79	
48.5	43,153	149	0.0035	0.9965	74.79	
49.5	43,004		0.0000	1.0000	74.53	
50.5	43,004		0.0000	1.0000	74.53	
51.5	43,003	234	0.0054	0.9946	74.53	
52.5	42,769	129	0.0030	0.9970	74.13	
53.5	42,640		0.0000	1.0000	73.91	
54.5	42,640		0.0000	1.0000	73.91	
55.5	42,640		0.0000	1.0000	73.91	
56.5	42,640	3,924	0.0920	0.9080	73.91	
57.5	38,716		0.0000	1.0000	67.11	
58.5	18,783		0.0000	1.0000	67.11	
59.5	18,783		0.0000	1.0000	67.11	
60.5	18,783		0.0000	1.0000	67.11	
61.5	18,783		0.0000	1.0000	67.11	
62.5	18,783		0.0000	1.0000	67.11	
63.5	18,783		0.0000	1.0000	67.11	
64.5	18,783		0.0000	1.0000	67.11	
65.5	18,783		0.0000	1.0000	67.11	
66.5	18,783		0.0000	1.0000	67.11	
67.5	18,783		0.0000	1.0000	67.11	
68.5	18,783		0.0000	1.0000	67.11	
69.5	18,783		0.0000	1.0000	67.11	
70.5					67.11	
71.5						
72.5						
73.5						
74.5						
75.5						
76.5						
77.5						
78.5	15,755		0.0000			

KCP&L - GREATER MISSOURI OPERATIONS
L&P JURISDICTION

ACCOUNT 376.09 MAINS - INDUSTRIAL STEAM

ORIGINAL LIFE TABLE, CONT.

PLACEMENT BAND 1900-2008			EXPERIENCE BAND 1979-2008		
AGE AT BEGIN OF INTERVAL	EXPOSURES AT BEGINNING OF AGE INTERVAL	RETIREMENTS DURING AGE INTERVAL	RETMT RATIO	SURV RATIO	PCT SURV BEGIN OF INTERVAL
79.5	15,755			0.0000	
80.5	15,755			0.0000	
81.5	21,747	11	0.0005		
82.5	21,736	5,981	0.2752		
83.5	15,755			0.0000	
84.5	15,755			0.0000	
85.5	15,755			0.0000	
86.5	15,755			0.0000	
87.5	15,755			0.0000	
88.5	15,755			0.0000	
89.5	15,755			0.0000	
90.5	15,755			0.0000	
91.5	15,755			0.0000	
92.5	15,755			0.0000	
93.5	15,755			0.0000	
94.5	15,755	9,764	0.6197		
95.5	5,991			0.0000	
96.5	5,991			0.0000	
97.5	5,991			0.0000	
98.5	5,991			0.0000	
99.5	5,991			0.0000	
100.5	5,991	5,991	1.0000		
101.5					

KCP&L - GREATER MISSOURI OPERATIONS
L&P JURISDICTION

ACCOUNT 376.09 MAINS - INDUSTRIAL STEAM

ORIGINAL LIFE TABLE

PLACEMENT BAND 1900-2008			EXPERIENCE BAND 1989-2008		
AGE AT BEGIN OF INTERVAL	EXPOSURES AT BEGINNING OF AGE INTERVAL	RETIREMENTS DURING AGE INTERVAL	RETMT RATIO	SURV RATIO	PCT SURV BEGIN OF INTERVAL
0.0	630,012		0.0000	1.0000	100.00
0.5	793,181		0.0000	1.0000	100.00
1.5	873,919		0.0000	1.0000	100.00
2.5	873,919		0.0000	1.0000	100.00
3.5	1,072,102	10,038	0.0094	0.9906	100.00
4.5	1,110,559	625	0.0006	0.9994	99.06
5.5	1,109,934		0.0000	1.0000	99.00
6.5	1,109,934	1,607	0.0014	0.9986	99.00
7.5	1,108,327	76,378	0.0689	0.9311	98.86
8.5	1,031,949	39,260	0.0380	0.9620	92.05
9.5	908,387	8,966	0.0099	0.9901	88.55
10.5	850,926		0.0000	1.0000	87.67
11.5	847,389	11,542	0.0136	0.9864	87.67
12.5	980,066		0.0000	1.0000	86.48
13.5	1,079,911		0.0000	1.0000	86.48
14.5	1,054,836		0.0000	1.0000	86.48
15.5	1,079,171		0.0000	1.0000	86.48
16.5	1,021,778	3,480	0.0034	0.9966	86.48
17.5	892,069		0.0000	1.0000	86.19
18.5	892,374	10,148	0.0114	0.9886	86.19
19.5	1,009,448	30,902	0.0306	0.9694	85.21
20.5	895,419	2,004	0.0022	0.9978	82.60
21.5	854,257	5,779	0.0068	0.9932	82.42
22.5	848,478	1,336	0.0016	0.9984	81.86
23.5	574,504		0.0000	1.0000	81.73
24.5	574,504		0.0000	1.0000	81.73
25.5	574,504		0.0000	1.0000	81.73
26.5	574,504		0.0000	1.0000	81.73
27.5	574,504		0.0000	1.0000	81.73
28.5	608,235		0.0000	1.0000	81.73
29.5	608,236	8,332	0.0137	0.9863	81.73
30.5	599,904		0.0000	1.0000	80.61
31.5	599,904		0.0000	1.0000	80.61
32.5	456,268	21,075	0.0462	0.9538	80.61
33.5	366,013	12,656	0.0346	0.9654	76.89
34.5	353,357		0.0000	1.0000	74.23
35.5	343,419		0.0000	1.0000	74.23
36.5	227,517		0.0000	1.0000	74.23
37.5	227,517		0.0000	1.0000	74.23
38.5	240,516		0.0000	1.0000	74.23

KCP&L - GREATER MISSOURI OPERATIONS
L&P JURISDICTION

ACCOUNT 376.09 MAINS - INDUSTRIAL STEAM

ORIGINAL LIFE TABLE, CONT.

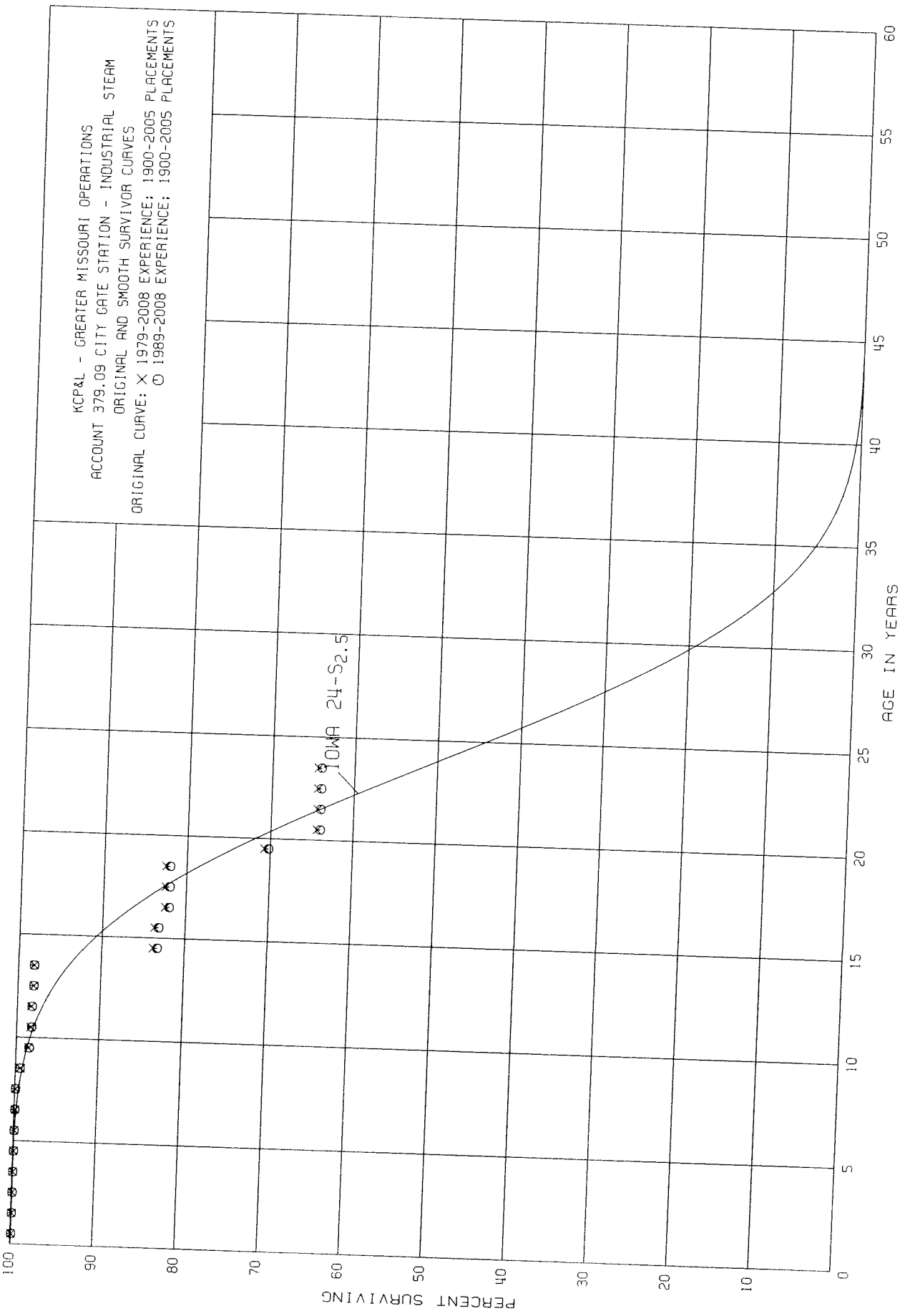
PLACEMENT BAND 1900-2008			EXPERIENCE BAND 1989-2008		
AGE AT BEGIN OF INTERVAL	EXPOSURES AT BEGINNING OF AGE INTERVAL	RETIREMENTS DURING AGE INTERVAL	RETMT RATIO	SURV RATIO	PCT SURV BEGIN OF INTERVAL
39.5	107,371		0.0000	1.0000	74.23
40.5	21,993		0.0000	1.0000	74.23
41.5	21,993		0.0000	1.0000	74.23
42.5	21,993	200	0.0091	0.9909	74.23
43.5	21,793		0.0000	1.0000	73.55
44.5	21,793	1,496	0.0686	0.9314	73.55
45.5	20,297		0.0000	1.0000	68.50
46.5	20,297		0.0000	1.0000	68.50
47.5	20,297		0.0000	1.0000	68.50
48.5	20,297		0.0000	1.0000	68.50
49.5	20,297		0.0000	1.0000	68.50
50.5	43,004		0.0000	1.0000	68.50
51.5	43,003	234	0.0054	0.9946	68.50
52.5	42,769	129	0.0030	0.9970	68.13
53.5	42,640		0.0000	1.0000	67.93
54.5	42,640		0.0000	1.0000	67.93
55.5	42,640		0.0000	1.0000	67.93
56.5	42,640	3,924	0.0920	0.9080	67.93
57.5	38,716		0.0000	1.0000	61.68
58.5	18,783		0.0000	1.0000	61.68
59.5	18,783		0.0000	1.0000	61.68
60.5	18,783		0.0000	1.0000	61.68
61.5	18,783		0.0000	1.0000	61.68
62.5	18,783		0.0000	1.0000	61.68
63.5	18,783		0.0000	1.0000	61.68
64.5	18,783		0.0000	1.0000	61.68
65.5	18,783		0.0000	1.0000	61.68
66.5	18,783		0.0000	1.0000	61.68
67.5	18,783		0.0000	1.0000	61.68
68.5	18,783		0.0000	1.0000	61.68
69.5	18,783		0.0000	1.0000	61.68
70.5					61.68
71.5					
72.5					
73.5					
74.5					
75.5					
76.5					
77.5					
78.5					

KCP&L - GREATER MISSOURI OPERATIONS
L&P JURISDICTION

ACCOUNT 376.09 MAINS - INDUSTRIAL STEAM

ORIGINAL LIFE TABLE, CONT.

PLACEMENT BAND 1900-2008			EXPERIENCE BAND 1989-2008			
AGE AT BEGIN OF INTERVAL	EXPOSURES AT BEGINNING OF AGE INTERVAL	RETIREMENTS DURING AGE INTERVAL	RETMT RATIO	SURV RATIO	PCT SURV BEGIN OF INTERVAL	
79.5						
80.5						
81.5	5,992	11	0.0018			
82.5	5,981	5,981	1.0000			
83.5						
84.5						
85.5						
86.5						
87.5						
88.5	15,755		0.0000			
89.5	15,755		0.0000			
90.5	15,755		0.0000			
91.5	15,755		0.0000			
92.5	15,755		0.0000			
93.5	15,755		0.0000			
94.5	15,755	9,764	0.6197			
95.5	5,991		0.0000			
96.5	5,991		0.0000			
97.5	5,991		0.0000			
98.5	5,991		0.0000			
99.5	5,991		0.0000			
100.5	5,991	5,991	1.0000			
101.5						



KCP&L - GREATER MISSOURI OPERATIONS
L&P JURISDICTION

ACCOUNT 379.09 CITY GATE STATION - INDUSTRIAL STEAM

ORIGINAL LIFE TABLE

PLACEMENT BAND 1900-2005

EXPERIENCE BAND 1979-2008

AGE AT BEGIN OF INTERVAL	EXPOSURES AT BEGINNING OF AGE INTERVAL	RETIREMENTS DURING AGE INTERVAL	RETMT RATIO	SURV RATIO	PCT SURV BEGIN OF INTERVAL
0.0	505,034		0.0000	1.0000	100.00
0.5	505,034		0.0000	1.0000	100.00
1.5	505,034		0.0000	1.0000	100.00
2.5	509,014		0.0000	1.0000	100.00
3.5	458,943		0.0000	1.0000	100.00
4.5	488,642		0.0000	1.0000	100.00
5.5	507,316		0.0000	1.0000	100.00
6.5	507,316		0.0000	1.0000	100.00
7.5	507,316	2,850	0.0056	0.9944	100.00
8.5	512,373	5,049	0.0099	0.9901	99.44
9.5	503,344	991	0.0020	0.9980	98.46
10.5	502,353		0.0000	1.0000	98.26
11.5	547,151	652	0.0012	0.9988	98.26
12.5	594,381	192	0.0003	0.9997	98.14
13.5	594,189	86,623	0.1458	0.8542	98.11
14.5	507,566	416	0.0008	0.9992	83.81
15.5	499,243	7,309	0.0146	0.9854	83.74
16.5	423,229	314	0.0007	0.9993	82.52
17.5	429,755		0.0000	1.0000	82.46
18.5	355,258	50,768	0.1429	0.8571	82.46
19.5	269,298	24,042	0.0893	0.9107	70.68
20.5	245,256		0.0000	1.0000	64.37
21.5	95,776		0.0000	1.0000	64.37
22.5	90,186		0.0000	1.0000	64.37
23.5					64.37
24.5					64.37
25.5					
26.5					
27.5					
28.5					
29.5					
30.5					
31.5					
32.5					
33.5					
34.5					
35.5					
36.5	2,205		0.0000		
37.5	2,205		0.0000		
38.5	2,205		0.0000		

KCP&L - GREATER MISSOURI OPERATIONS
L&P JURISDICTION

ACCOUNT 379.09 CITY GATE STATION - INDUSTRIAL STEAM

ORIGINAL LIFE TABLE, CONT.

PLACEMENT BAND 1900-2005		EXPERIENCE BAND 1979-2008			
AGE AT BEGIN OF INTERVAL	EXPOSURES AT BEGINNING OF AGE INTERVAL	RETIREMENTS DURING AGE INTERVAL	RETMT RATIO	SURV RATIO	PCT SURV BEGIN OF INTERVAL
39.5					
40.5	5,548		0.0000		
41.5	6,299		0.0000		
42.5	6,299		0.0000		
43.5	6,299		0.0000		
44.5	6,299		0.0000		
45.5	6,299		0.0000		
46.5	6,299		0.0000		
47.5	6,299		0.0000		
48.5	6,299		0.0000		
49.5	6,299		0.0000		
50.5	6,299		0.0000		
51.5	6,299		0.0000		
52.5	6,299		0.0000		
53.5	6,299		0.0000		
54.5	6,299		0.0000		
55.5	6,299		0.0000		
56.5	6,299	3,343	0.5307		
57.5	2,956	2,956	1.0000		
58.5					
59.5					
60.5					
61.5					
62.5					
63.5					
64.5					
65.5					
66.5					
67.5					
68.5					
69.5					
70.5					
71.5					
72.5					
73.5					
74.5					
75.5					
76.5					
77.5					
78.5	960		0.0000		

KCP&L - GREATER MISSOURI OPERATIONS
L&P JURISDICTION

ACCOUNT 379.09 CITY GATE STATION - INDUSTRIAL STEAM

ORIGINAL LIFE TABLE, CONT.

PLACEMENT BAND 1900-2005		EXPERIENCE BAND 1979-2008			
AGE AT BEGIN OF INTERVAL	EXPOSURES AT BEGINNING OF AGE INTERVAL	RETIREMENTS DURING AGE INTERVAL	RETMT RATIO	SURV RATIO	PCT SURV BEGIN OF INTERVAL
79.5	960		0.0000		
80.5	960		0.0000		
81.5	960		0.0000		
82.5	960		0.0000		
83.5	960		0.0000		
84.5	960		0.0000		
85.5	960		0.0000		
86.5	960		0.0000		
87.5	960		0.0000		
88.5	960		0.0000		
89.5	960		0.0000		
90.5	960		0.0000		
91.5	960		0.0000		
92.5	960		0.0000		
93.5	960		0.0000		
94.5	960	960	0.0000		
95.5			1.0000		

KCP&L - GREATER MISSOURI OPERATIONS
L&P JURISDICTION

ACCOUNT 379.09 CITY GATE STATION - INDUSTRIAL STEAM

ORIGINAL LIFE TABLE

PLACEMENT BAND 1900-2005			EXPERIENCE BAND 1989-2008		
AGE AT BEGIN OF INTERVAL	EXPOSURES AT BEGINNING OF AGE INTERVAL	RETIREMENTS DURING AGE INTERVAL	RETMT RATIO	SURV RATIO	PCT SURV BEGIN OF INTERVAL
0.0	224,869		0.0000	1.0000	100.00
0.5	224,869		0.0000	1.0000	100.00
1.5	431,348		0.0000	1.0000	100.00
2.5	440,918		0.0000	1.0000	100.00
3.5	451,634		0.0000	1.0000	100.00
4.5	488,642		0.0000	1.0000	100.00
5.5	488,642		0.0000	1.0000	100.00
6.5	488,642		0.0000	1.0000	100.00
7.5	488,642	2,850	0.0058	0.9942	100.00
8.5	493,699	5,049	0.0102	0.9898	99.42
9.5	484,670	991	0.0020	0.9980	98.41
10.5	483,679		0.0000	1.0000	98.21
11.5	528,477	652	0.0012	0.9988	98.21
12.5	575,707	192	0.0003	0.9997	98.09
13.5	575,515	86,623	0.1505	0.8495	98.06
14.5	488,892	416	0.0009	0.9991	83.30
15.5	499,243	7,309	0.0146	0.9854	83.23
16.5	423,229	314	0.0007	0.9993	82.01
17.5	429,755		0.0000	1.0000	81.95
18.5	355,258	50,768	0.1429	0.8571	81.95
19.5	269,298	24,042	0.0893	0.9107	70.24
20.5	245,256		0.0000	1.0000	63.97
21.5	95,776		0.0000	1.0000	63.97
22.5	90,186		0.0000	1.0000	63.97
23.5					63.97
24.5					
25.5					
26.5					
27.5					
28.5					
29.5					
30.5					
31.5					
32.5					
33.5					
34.5					
35.5					
36.5	2,205		0.0000		
37.5	2,205		0.0000		
38.5	2,205		0.0000		

KCP&L - GREATER MISSOURI OPERATIONS
L&P JURISDICTION

ACCOUNT 379.09 CITY GATE STATION - INDUSTRIAL STEAM

ORIGINAL LIFE TABLE, CONT.

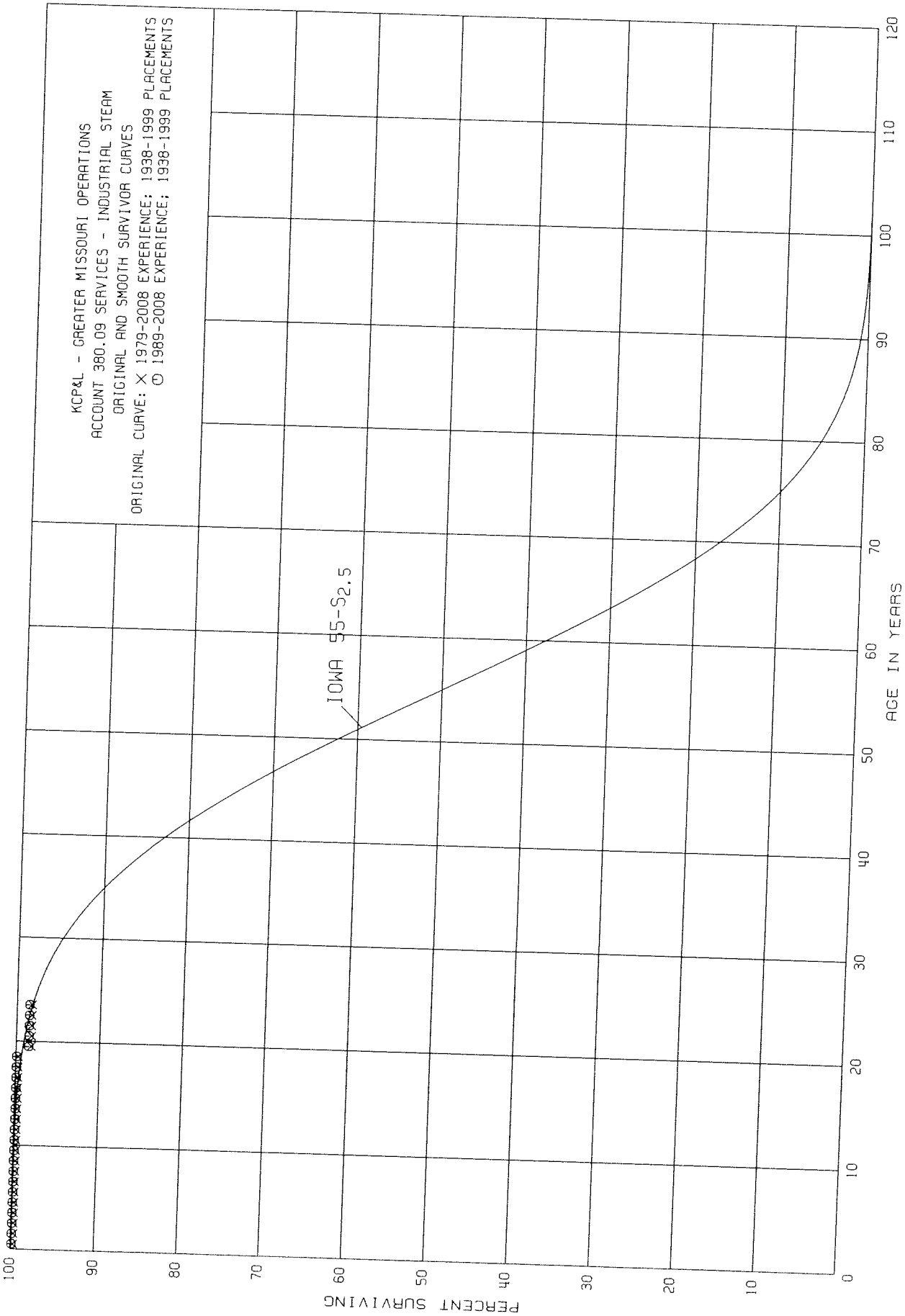
PLACEMENT BAND 1900-2005		EXPERIENCE BAND 1989-2008			
AGE AT BEGIN OF INTERVAL	EXPOSURES AT BEGINNING OF AGE INTERVAL	RETIREMENTS DURING AGE INTERVAL	RETMT RATIO	SURV RATIO	PCT SURV BEGIN OF INTERVAL
39.5					
40.5	2,205		0.0000		
41.5					
42.5					
43.5					
44.5					
45.5					
46.5					
47.5					
48.5					
49.5	3,343		0.0000		
50.5	6,299		0.0000		
51.5	6,299		0.0000		
52.5	6,299		0.0000		
53.5	6,299		0.0000		
54.5	6,299		0.0000		
55.5	6,299		0.0000		
56.5	6,299	3,343	0.5307		
57.5	2,956	2,956	1.0000		
58.5					
59.5					
60.5					
61.5					
62.5					
63.5					
64.5					
65.5					
66.5					
67.5					
68.5					
69.5					
70.5					
71.5					
72.5					
73.5					
74.5					
75.5					
76.5					
77.5					
78.5					

KCP&L - GREATER MISSOURI OPERATIONS
L&P JURISDICTION

ACCOUNT 379.09 CITY GATE STATION - INDUSTRIAL STEAM

ORIGINAL LIFE TABLE, CONT.

PLACEMENT BAND 1900-2005		EXPERIENCE BAND 1989-2008			
AGE AT BEGIN OF INTERVAL	EXPOSURES AT BEGINNING OF AGE INTERVAL	RETIREMENTS DURING AGE INTERVAL	RETMT RATIO	SURV RATIO	PCT SURV BEGIN OF INTERVAL
79.5					
80.5					
81.5					
82.5					
83.5					
84.5					
85.5					
86.5					
87.5					
88.5	960			0.0000	
89.5	960			0.0000	
90.5	960			0.0000	
91.5	960			0.0000	
92.5	960			0.0000	
93.5	960			0.0000	
94.5	960			0.0000	
95.5		960	1.0000		



KCP&L - GREATER MISSOURI OPERATIONS
L&P JURISDICTION

ACCOUNT 380.09 SERVICES - INDUSTRIAL STEAM

ORIGINAL LIFE TABLE

PLACEMENT BAND 1938-1999		EXPERIENCE BAND 1979-2008			
AGE AT BEGIN OF INTERVAL	EXPOSURES AT BEGINNING OF AGE INTERVAL	RETIREMENTS DURING AGE INTERVAL	RETMT RATIO	SURV RATIO	PCT SURV BEGIN OF INTERVAL
0.0	175,160	617	0.0035	0.9965	100.00
0.5	174,543		0.0000	1.0000	99.65
1.5	174,543		0.0000	1.0000	99.65
2.5	170,563		0.0000	1.0000	99.65
3.5	170,563		0.0000	1.0000	99.65
4.5	140,864		0.0000	1.0000	99.65
5.5	140,864		0.0000	1.0000	99.65
6.5	140,864		0.0000	1.0000	99.65
7.5	140,864		0.0000	1.0000	99.65
8.5	132,957		0.0000	1.0000	99.65
9.5	132,957		0.0000	1.0000	99.65
10.5	132,957		0.0000	1.0000	99.65
11.5	132,957		0.0000	1.0000	99.65
12.5	132,957		0.0000	1.0000	99.65
13.5	132,957		0.0000	1.0000	99.65
14.5	132,957		0.0000	1.0000	99.65
15.5	132,957		0.0000	1.0000	99.65
16.5	100,842		0.0000	1.0000	99.65
17.5	100,842		0.0000	1.0000	99.65
18.5	102,362	1,520	0.0148	0.9852	99.65
19.5	100,842		0.0000	1.0000	98.18
20.5	100,842		0.0000	1.0000	98.18
21.5	100,842		0.0000	1.0000	98.18
22.5	100,842		0.0000	1.0000	98.18
23.5					98.18
24.5					98.18
25.5					
26.5					
27.5					
28.5					
29.5					
30.5					
31.5					
32.5					
33.5					
34.5					
35.5					
36.5					
37.5					
38.5					

KCP&L - GREATER MISSOURI OPERATIONS
L&P JURISDICTION

ACCOUNT 380.09 SERVICES - INDUSTRIAL STEAM

ORIGINAL LIFE TABLE, CONT.

PLACEMENT BAND 1938-1999		EXPERIENCE BAND 1979-2008			
AGE AT BEGIN OF INTERVAL	EXPOSURES AT BEGINNING OF AGE INTERVAL	RETIREMENTS DURING AGE INTERVAL	RETMT RATIO	SURV RATIO	PCT SURV BEGIN OF INTERVAL
39.5					
40.5	1,054		0.0000		
41.5	1,054		0.0000		
42.5	1,054		0.0000		
43.5	1,054		0.0000		
44.5	1,054		0.0000		
45.5	1,054		0.0000		
46.5	1,054		0.0000		
47.5	1,054		0.0000		
48.5	1,054		0.0000		
49.5	1,054		0.0000		
50.5	1,054		0.0000		
51.5	1,054		0.0000		
52.5	1,054		0.0000		
53.5	1,054		0.0000		
54.5	1,054		0.0000		
55.5	1,054		0.0000		
56.5	1,054		0.0000		
57.5		1,054	1.0000		

KCP&L - GREATER MISSOURI OPERATIONS
L&P JURISDICTION

ACCOUNT 380.09 SERVICES - INDUSTRIAL STEAM

ORIGINAL LIFE TABLE

PLACEMENT BAND 1938-1999		EXPERIENCE BAND 1989-2008			
AGE AT BEGIN OF INTERVAL	EXPOSURES AT BEGINNING OF AGE INTERVAL	RETIREMENTS DURING AGE INTERVAL	RETMT RATIO	SURV RATIO	PCT SURV BEGIN OF INTERVAL
0.0	41,586		0.0000	1.0000	100.00
0.5	41,586		0.0000	1.0000	100.00
1.5	41,586		0.0000	1.0000	100.00
2.5	37,606		0.0000	1.0000	100.00
3.5	170,563		0.0000	1.0000	100.00
4.5	140,864		0.0000	1.0000	100.00
5.5	140,864		0.0000	1.0000	100.00
6.5	140,864		0.0000	1.0000	100.00
7.5	140,864		0.0000	1.0000	100.00
8.5	132,957		0.0000	1.0000	100.00
9.5	132,957		0.0000	1.0000	100.00
10.5	132,957		0.0000	1.0000	100.00
11.5	132,957		0.0000	1.0000	100.00
12.5	132,957		0.0000	1.0000	100.00
13.5	132,957		0.0000	1.0000	100.00
14.5	132,957		0.0000	1.0000	100.00
15.5	132,957		0.0000	1.0000	100.00
16.5	100,842		0.0000	1.0000	100.00
17.5	100,842		0.0000	1.0000	100.00
18.5	102,362	1,520	0.0148	0.9852	100.00
19.5	100,842		0.0000	1.0000	98.52
20.5	100,842		0.0000	1.0000	98.52
21.5	100,842		0.0000	1.0000	98.52
22.5	100,842		0.0000	1.0000	98.52
23.5					98.52
24.5					98.52
25.5					
26.5					
27.5					
28.5					
29.5					
30.5					
31.5					
32.5					
33.5					
34.5					
35.5					
36.5					
37.5					
38.5					

KCP&L - GREATER MISSOURI OPERATIONS
L&P JURISDICTION

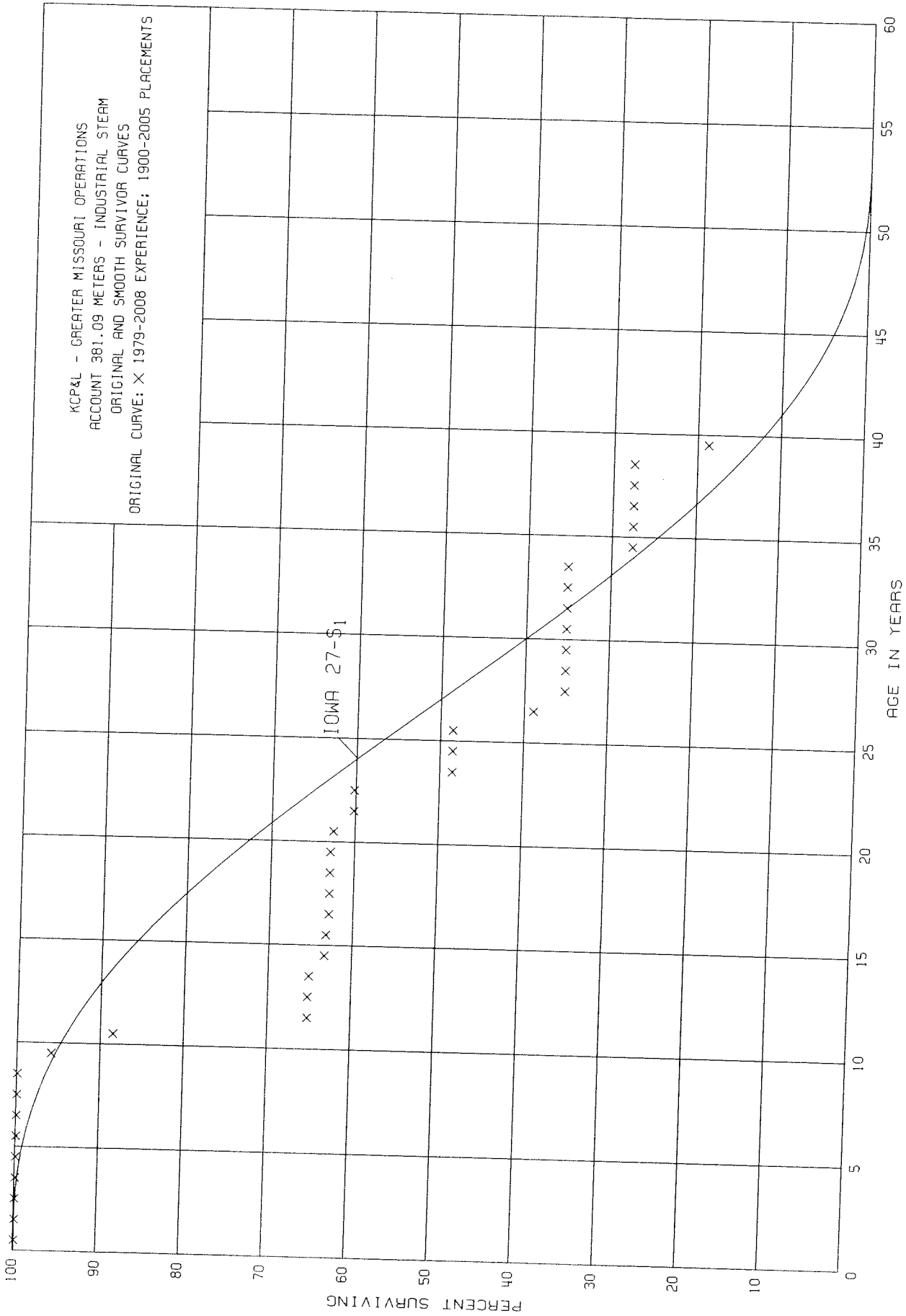
ACCOUNT 380.09 SERVICES - INDUSTRIAL STEAM

ORIGINAL LIFE TABLE, CONT.

PLACEMENT BAND 1938-1999

EXPERIENCE BAND 1989-2008

AGE AT BEGIN OF INTERVAL	EXPOSURES AT BEGINNING OF AGE INTERVAL	RETIREMENTS DURING AGE INTERVAL	RETMT RATIO	SURV RATIO	PCT SURV BEGIN OF INTERVAL
39.5					
40.5					
41.5					
42.5					
43.5					
44.5					
45.5					
46.5					
47.5					
48.5					
49.5					
50.5	1,054		0.0000		
51.5	1,054		0.0000		
52.5	1,054		0.0000		
53.5	1,054		0.0000		
54.5	1,054		0.0000		
55.5	1,054		0.0000		
56.5	1,054		0.0000		
57.5	1,054	1,054	1.0000		



KCP&L - GREATER MISSOURI OPERATIONS
L&P JURISDICTION

ACCOUNT 381.09 METERS - INDUSTRIAL STEAM

ORIGINAL LIFE TABLE

PLACEMENT BAND 1900-2005 EXPERIENCE BAND 1979-2008

AGE AT BEGIN OF INTERVAL	EXPOSURES AT BEGINNING OF AGE INTERVAL	RETIREMENTS DURING AGE INTERVAL	RETMT RATIO	SURV RATIO	PCT SURV BEGIN OF INTERVAL
0.0	497,073		0.0000	1.0000	100.00
0.5	497,073		0.0000	1.0000	100.00
1.5	497,073		0.0000	1.0000	100.00
2.5	497,073		0.0000	1.0000	100.00
3.5	405,547		0.0000	1.0000	100.00
4.5	357,052		0.0000	1.0000	100.00
5.5	328,500		0.0000	1.0000	100.00
6.5	334,911		0.0000	1.0000	100.00
7.5	334,911		0.0000	1.0000	100.00
8.5	334,911	13,696	0.0409	0.9591	100.00
9.5	407,214	31,368	0.0770	0.9230	95.91
10.5	370,313	97,602	0.2636	0.7364	88.52
11.5	268,532		0.0000	1.0000	65.19
12.5	268,532	539	0.0020	0.9980	65.19
13.5	267,993	7,148	0.0267	0.9733	65.06
14.5	260,845	476	0.0018	0.9982	63.32
15.5	260,369	1,448	0.0056	0.9944	63.21
16.5	173,027		0.0000	1.0000	62.86
17.5	174,528		0.0000	1.0000	62.86
18.5	116,051		0.0000	1.0000	62.86
19.5	116,051	515	0.0044	0.9956	62.86
20.5	172,624	6,522	0.0378	0.9622	62.58
21.5	161,737		0.0000	1.0000	60.21
22.5	164,055	31,966	0.1948	0.8052	60.21
23.5	37,747		0.0000	1.0000	48.48
24.5	8,626		0.0000	1.0000	48.48
25.5	8,626	1,697	0.1967	0.8033	48.48
26.5	6,929	675	0.0974	0.9026	38.94
27.5	6,254		0.0000	1.0000	35.15
28.5	6,254		0.0000	1.0000	35.15
29.5	6,254		0.0000	1.0000	35.15
30.5	6,254		0.0000	1.0000	35.15
31.5	6,976		0.0000	1.0000	35.15
32.5	6,976		0.0000	1.0000	35.15
33.5	6,976		0.0000	1.0000	35.15
34.5	6,976	1,524	0.2185	0.7815	35.15
35.5	6,066		0.0000	1.0000	27.47
36.5	7,282		0.0000	1.0000	27.47
37.5	7,282		0.0000	1.0000	27.47
38.5	7,282	2,318	0.3183	0.6817	27.47

KCP&L - GREATER MISSOURI OPERATIONS
L&P JURISDICTION

ACCOUNT 381.09 METERS - INDUSTRIAL STEAM

ORIGINAL LIFE TABLE, CONT.

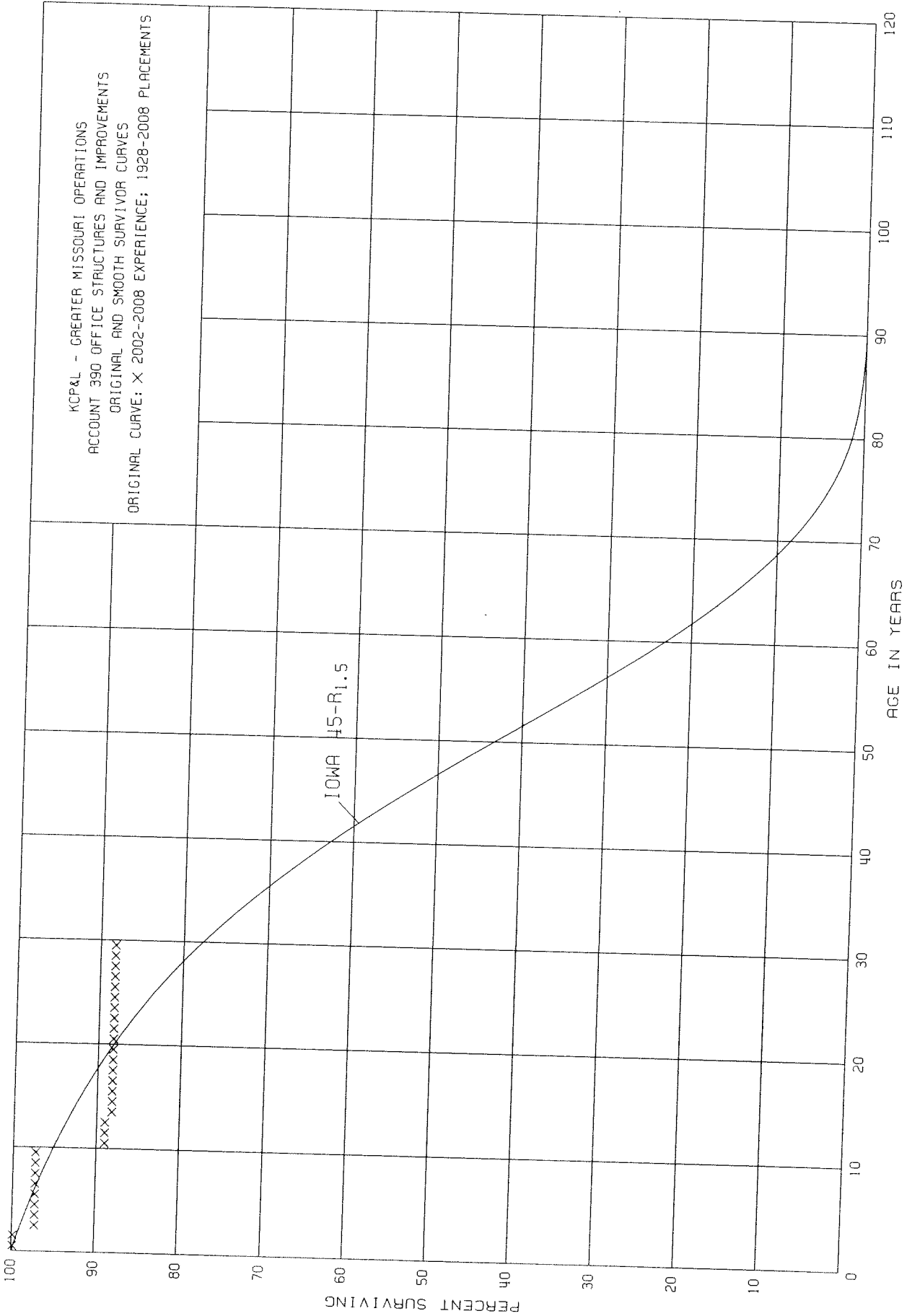
PLACEMENT BAND 1900-2005			EXPERIENCE BAND 1979-2008		
AGE AT BEGIN OF INTERVAL	EXPOSURES AT BEGINNING OF AGE INTERVAL	RETIREMENTS DURING AGE INTERVAL	RETMT RATIO	SURV RATIO	PCT SURV BEGIN OF INTERVAL
39.5	4,964		0.0000	1.0000	18.73
40.5	4,964	2,412	0.4859	0.5141	18.73
41.5	2,552		0.0000	1.0000	9.63
42.5	2,552		0.0000	1.0000	9.63
43.5	2,552		0.0000	1.0000	9.63
44.5	2,552		0.0000	1.0000	9.63
45.5	2,552		0.0000	1.0000	9.63
46.5	2,552		0.0000	1.0000	9.63
47.5	2,552	722	0.2829	0.7171	9.63
48.5	1,830		0.0000	1.0000	6.91
49.5	1,830		0.0000	1.0000	6.91
50.5	1,830	614	0.3355	0.6645	6.91
51.5	1,216	1,216	1.0000	0.0000	4.59
52.5					0.00
53.5					
54.5					
55.5					
56.5					
57.5					
58.5					
59.5					
60.5					
61.5					
62.5					
63.5					
64.5					
65.5					
66.5					
67.5					
68.5					
69.5					
70.5					
71.5					
72.5					
73.5					
74.5					
75.5					
76.5					
77.5					
78.5	1,208		0.0000		

KCP&L - GREATER MISSOURI OPERATIONS
L&P JURISDICTION

ACCOUNT 381.09 METERS - INDUSTRIAL STEAM

ORIGINAL LIFE TABLE, CONT.

PLACEMENT BAND 1900-2005			EXPERIENCE BAND 1979-2008		
AGE AT BEGIN OF INTERVAL	EXPOSURES AT BEGINNING OF AGE INTERVAL	RETIREMENTS DURING AGE INTERVAL	RETMT RATIO	SURV RATIO	PCT SURV BEGIN OF INTERVAL
79.5	1,208		0.0000		
80.5	1,208		0.0000		
81.5	1,208		0.0000		
82.5	1,208		0.0000		
83.5	1,208		0.0000		
84.5	1,208		0.0000		
85.5	1,208		0.0000		
86.5	1,208		0.0000		
87.5	1,208		0.0000		
88.5	1,208		0.0000		
89.5	1,208		0.0000		
90.5	1,208		0.0000		
91.5	1,208		0.0000		
92.5	1,208		0.0000		
93.5	1,208		0.0000		
94.5	1,208		0.0000		
95.5		1,208	1.0000		



KCP&L - GREATER MISSOURI OPERATIONS
L&P JURISDICTION

ACCOUNT 390 OFFICE STRUCTURES AND IMPROVEMENTS

ORIGINAL LIFE TABLE

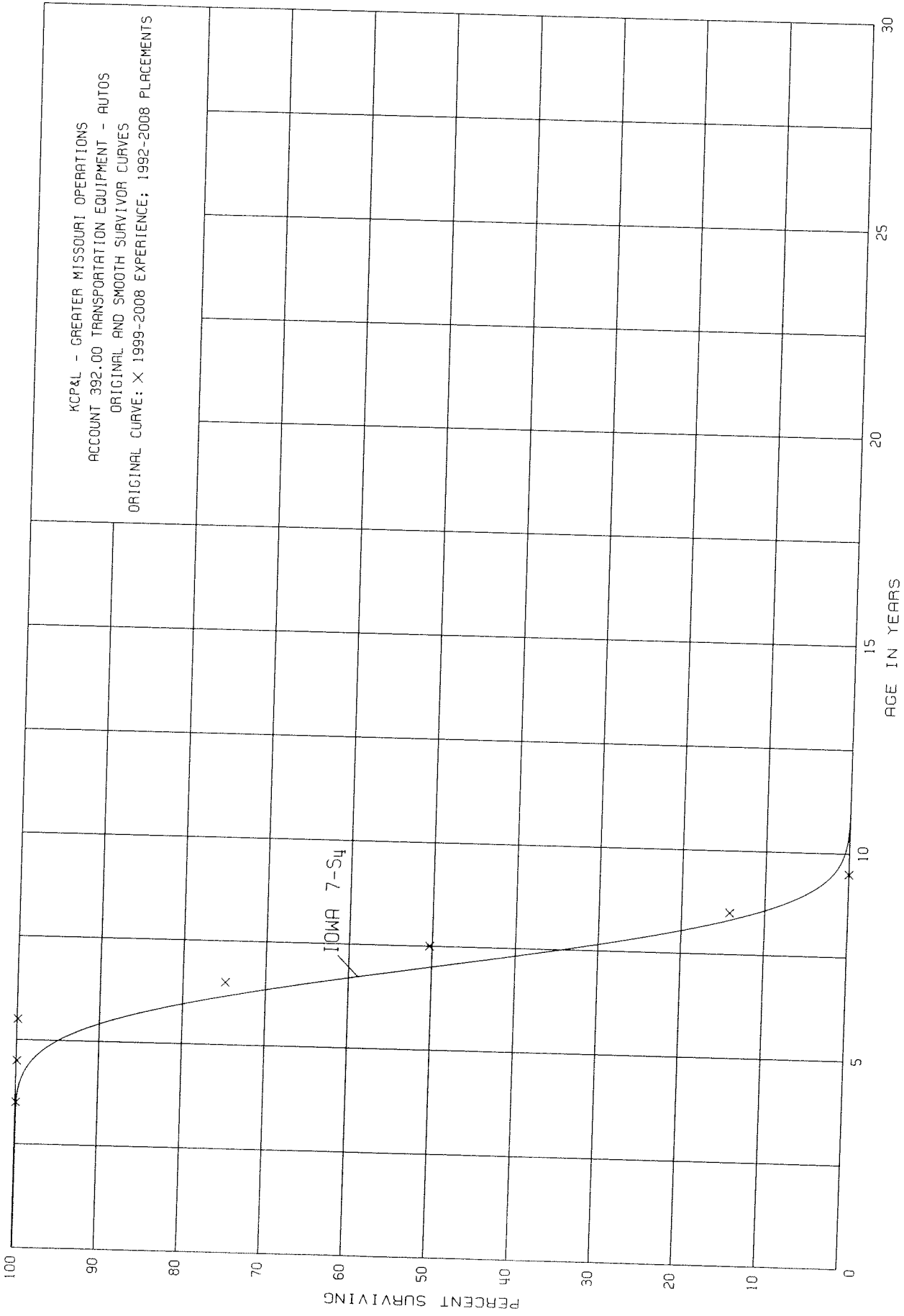
PLACEMENT BAND 1928-2008		EXPERIENCE BAND 2002-2008			
AGE AT BEGIN OF INTERVAL	EXPOSURES AT BEGINNING OF AGE INTERVAL	RETIREMENTS DURING AGE INTERVAL	RETMT RATIO	SURV RATIO	PCT SURV BEGIN OF INTERVAL
0.0	290,436		0.0000	1.0000	100.00
0.5	488,040		0.0000	1.0000	100.00
1.5	576,077	15,668	0.0272	0.9728	100.00
2.5	565,391		0.0000	1.0000	97.28
3.5	398,745		0.0000	1.0000	97.28
4.5	429,731		0.0000	1.0000	97.28
5.5	462,673		0.0000	1.0000	97.28
6.5	512,763		0.0000	1.0000	97.28
7.5	212,639		0.0000	1.0000	97.28
8.5	254,895		0.0000	1.0000	97.28
9.5	503,551	43,081	0.0856	0.9144	97.28
10.5	440,979		0.0000	1.0000	88.95
11.5	528,868		0.0000	1.0000	88.95
12.5	511,056	4,483	0.0088	0.9912	88.95
13.5	457,979		0.0000	1.0000	88.17
14.5	397,159		0.0000	1.0000	88.17
15.5	238,207		0.0000	1.0000	88.17
16.5	709,137		0.0000	1.0000	88.17
17.5	740,811		0.0000	1.0000	88.17
18.5	778,143		0.0000	1.0000	88.17
19.5	1,140,171		0.0000	1.0000	88.17
20.5	3,996,377		0.0000	1.0000	88.17
21.5	4,027,822		0.0000	1.0000	88.17
22.5	3,579,422		0.0000	1.0000	88.17
23.5	3,278,556		0.0000	1.0000	88.17
24.5	3,263,308		0.0000	1.0000	88.17
25.5	2,942,925		0.0000	1.0000	88.17
26.5	86,090		0.0000	1.0000	88.17
27.5	144,110		0.0000	1.0000	88.17
28.5	80,156		0.0000	1.0000	88.17
29.5					88.17
30.5	2,804		0.0000		
31.5	780,111		0.0000		
32.5	786,789		0.0000		
33.5	9,482		0.0000		
34.5					
35.5					
36.5					
37.5					
38.5					
39.5	16,824		0.0000		

KCP&L - GREATER MISSOURI OPERATIONS
L&P JURISDICTION

ACCOUNT 390 OFFICE STRUCTURES AND IMPROVEMENTS

ORIGINAL LIFE TABLE, CONT.

PLACEMENT BAND 1928-2008		EXPERIENCE BAND 2002-2008			
AGE AT BEGIN OF INTERVAL	EXPOSURES AT BEGINNING OF AGE INTERVAL	RETIREMENTS DURING AGE INTERVAL	RETMT RATIO	SURV RATIO	PCT SURV BEGIN OF INTERVAL
40.5					
41.5	16,824		0.0000		
42.5					
43.5					
44.5					
45.5					
46.5					
47.5					
48.5					
49.5					
50.5					
51.5					
52.5					
53.5					
54.5					
55.5					
56.5					
57.5					
58.5	10,678		0.0000		
59.5	10,678		0.0000		
60.5	5,418		0.0000		
61.5	5,418		0.0000		
62.5					
63.5					
64.5					
65.5					
66.5					
67.5					
68.5					
69.5					
70.5					
71.5					
72.5					
73.5					
74.5					
75.5					
76.5					
77.5					
78.5	32,668		0.0000		
79.5	32,668		0.0000		
80.5					

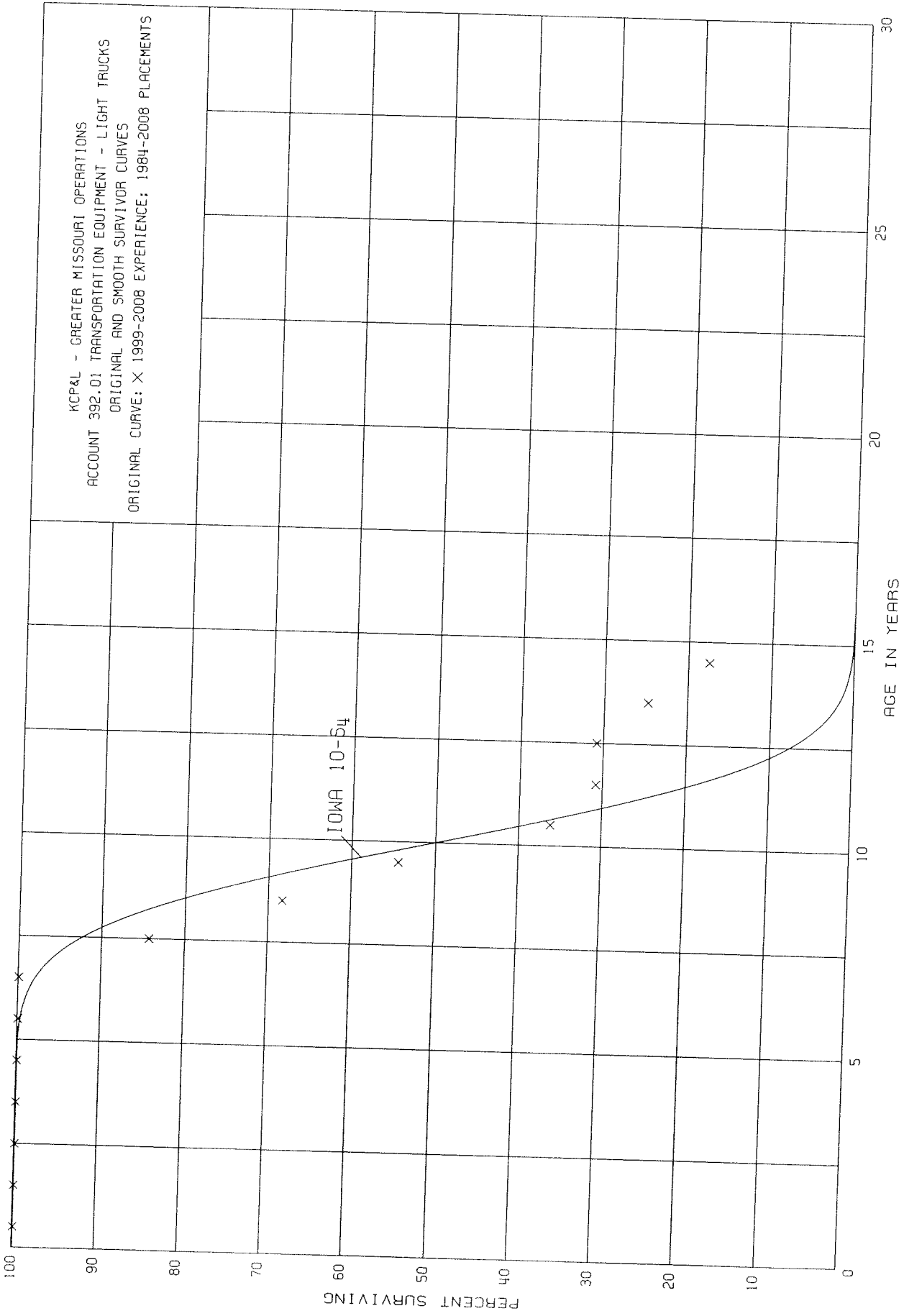


KCP&L - GREATER MISSOURI OPERATIONS
L&P JURISDICTION

ACCOUNT 392.00 TRANSPORTATION EQUIPMENT - AUTOS

ORIGINAL LIFE TABLE

PLACEMENT BAND 1992-2008			EXPERIENCE BAND 1999-2008		
AGE AT BEGIN OF INTERVAL	EXPOSURES AT BEGINNING OF AGE INTERVAL	RETIREMENTS DURING AGE INTERVAL	RETMT RATIO	SURV RATIO	PCT SURV BEGIN OF INTERVAL
0.0					
0.5					
1.5					
2.5					
3.5	134,131		0.0000	1.0000	100.00
4.5	255,880		0.0000	1.0000	100.00
5.5	334,518	83,832	0.2506	0.7494	100.00
6.5	282,798	92,961	0.3287	0.6713	74.94
7.5	173,071	124,193	0.7176	0.2824	50.31
8.5	32,112	32,112	1.0000	0.0000	14.21
9.5					0.00

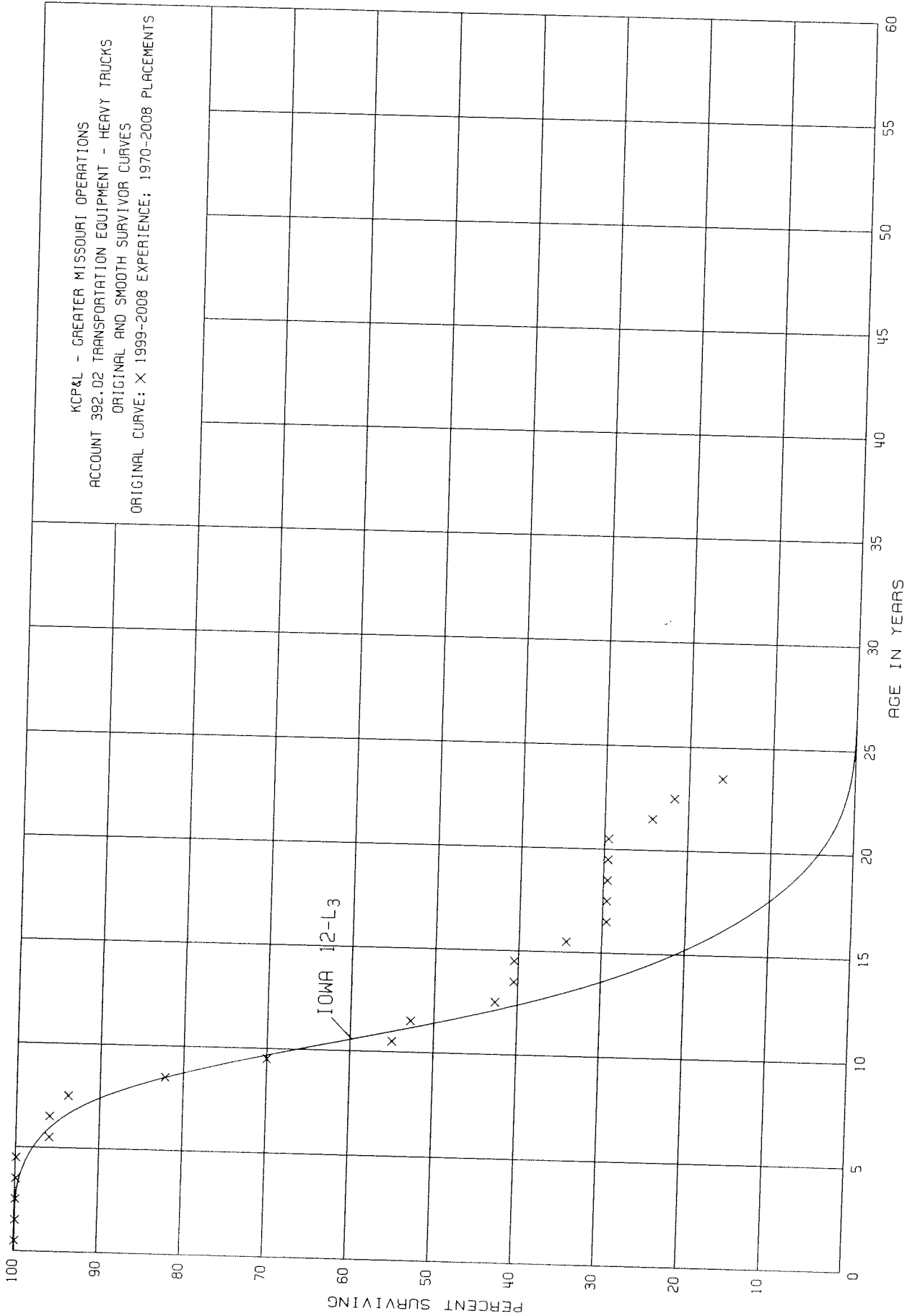


KCP&L - GREATER MISSOURI OPERATIONS
L&P JURISDICTION

ACCOUNT 392.01 TRANSPORTATION EQUIPMENT - LIGHT TRUCKS

ORIGINAL LIFE TABLE

PLACEMENT BAND 1984-2008		EXPERIENCE BAND 1999-2008			
AGE AT BEGIN OF INTERVAL	EXPOSURES AT BEGINNING OF AGE INTERVAL	RETIREMENTS DURING AGE INTERVAL	RETMT RATIO	SURV RATIO	PCT SURV BEGIN OF INTERVAL
0.0	246,314		0.0000	1.0000	100.00
0.5	208,508		0.0000	1.0000	100.00
1.5	116,186		0.0000	1.0000	100.00
2.5	198,205		0.0000	1.0000	100.00
3.5	299,590		0.0000	1.0000	100.00
4.5	603,998		0.0000	1.0000	100.00
5.5	605,749		0.0000	1.0000	100.00
6.5	833,870	131,223	0.1574	0.8426	100.00
7.5	719,413	136,456	0.1897	0.8103	84.26
8.5	563,842	114,374	0.2028	0.7972	68.28
9.5	406,749	135,888	0.3341	0.6659	54.43
10.5	242,960	36,682	0.1510	0.8490	36.24
11.5	152,764		0.0000	1.0000	30.77
12.5	152,764	30,086	0.1969	0.8031	30.77
13.5	72,324	21,194	0.2930	0.7070	24.71
14.5	9,235	276	0.0299	0.9701	17.47
15.5	8,959		0.0000	1.0000	16.95
16.5	8,959	8,959	1.0000	0.0000	16.95
17.5					0.00

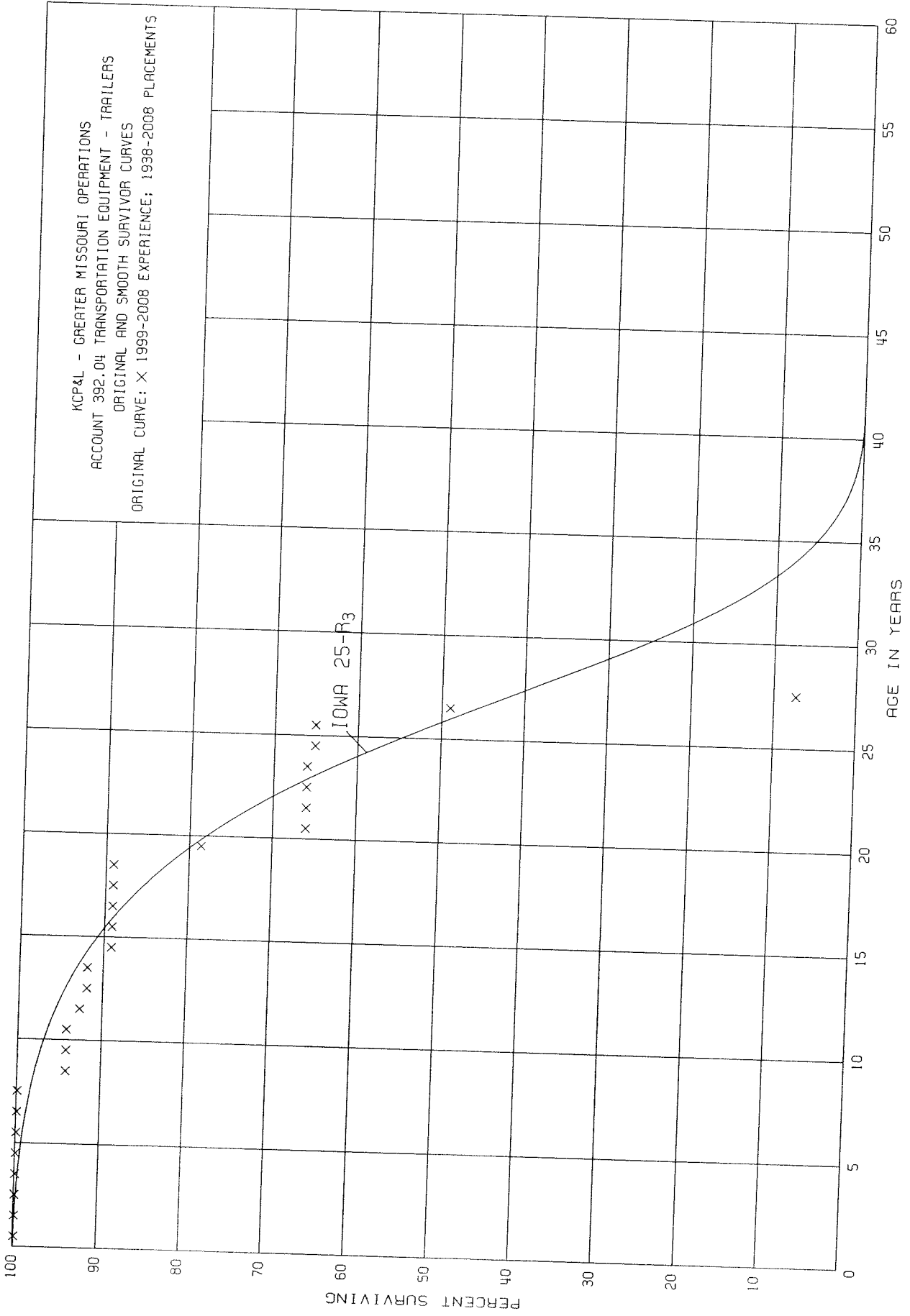


KCP&L - GREATER MISSOURI OPERATIONS
L&P JURISDICTION

ACCOUNT 392.02 TRANSPORTATION EQUIPMENT - HEAVY TRUCKS

ORIGINAL LIFE TABLE

PLACEMENT BAND 1970-2008			EXPERIENCE BAND 1999-2008		
AGE AT BEGIN OF INTERVAL	EXPOSURES AT BEGINNING OF AGE INTERVAL	RETIREMENTS DURING AGE INTERVAL	RETMT RATIO	SURV RATIO	PCT SURV BEGIN OF INTERVAL
0.0	1,060,606		0.0000	1.0000	100.00
0.5	1,332,939		0.0000	1.0000	100.00
1.5	1,426,726		0.0000	1.0000	100.00
2.5	1,537,859		0.0000	1.0000	100.00
3.5	1,704,990		0.0000	1.0000	100.00
4.5	1,729,771	68,665	0.0397	0.9603	100.00
5.5	1,705,948		0.0000	1.0000	96.03
6.5	1,288,225	29,932	0.0232	0.9768	96.03
7.5	1,296,786	161,022	0.1242	0.8758	93.80
8.5	1,412,166	208,506	0.1476	0.8524	82.15
9.5	1,179,210	252,617	0.2142	0.7858	70.02
10.5	975,942	38,777	0.0397	0.9603	55.02
11.5	959,636	184,742	0.1925	0.8075	52.84
12.5	708,973	36,039	0.0508	0.9492	42.67
13.5	726,672		0.0000	1.0000	40.50
14.5	742,712	112,870	0.1520	0.8480	40.50
15.5	478,958	66,992	0.1399	0.8601	34.34
16.5	285,938		0.0000	1.0000	29.54
17.5	286,673		0.0000	1.0000	29.54
18.5	221,100		0.0000	1.0000	29.54
19.5	273,756	736	0.0027	0.9973	29.54
20.5	263,322	45,864	0.1742	0.8258	29.46
21.5	141,071	15,199	0.1077	0.8923	24.33
22.5	125,872	32,895	0.2613	0.7387	21.71
23.5	85,079		0.0000	1.0000	16.04
24.5	85,079		0.0000	1.0000	16.04
25.5	75,758	18,167	0.2398	0.7602	16.04
26.5	57,592		0.0000	1.0000	12.19
27.5	57,592	11,800	0.2049	0.7951	12.19
28.5	46,485		0.0000	1.0000	9.69
29.5	9,028		0.0000	1.0000	9.69
30.5	9,028	693	0.0768	0.9232	9.69
31.5	8,335		0.0000	1.0000	8.95
32.5	8,335		0.0000	1.0000	8.95
33.5					8.95



KCP&L - GREATER MISSOURI OPERATIONS
L&P JURISDICTION

ACCOUNT 392.04 TRANSPORTATION EQUIPMENT - TRAILERS

ORIGINAL LIFE TABLE

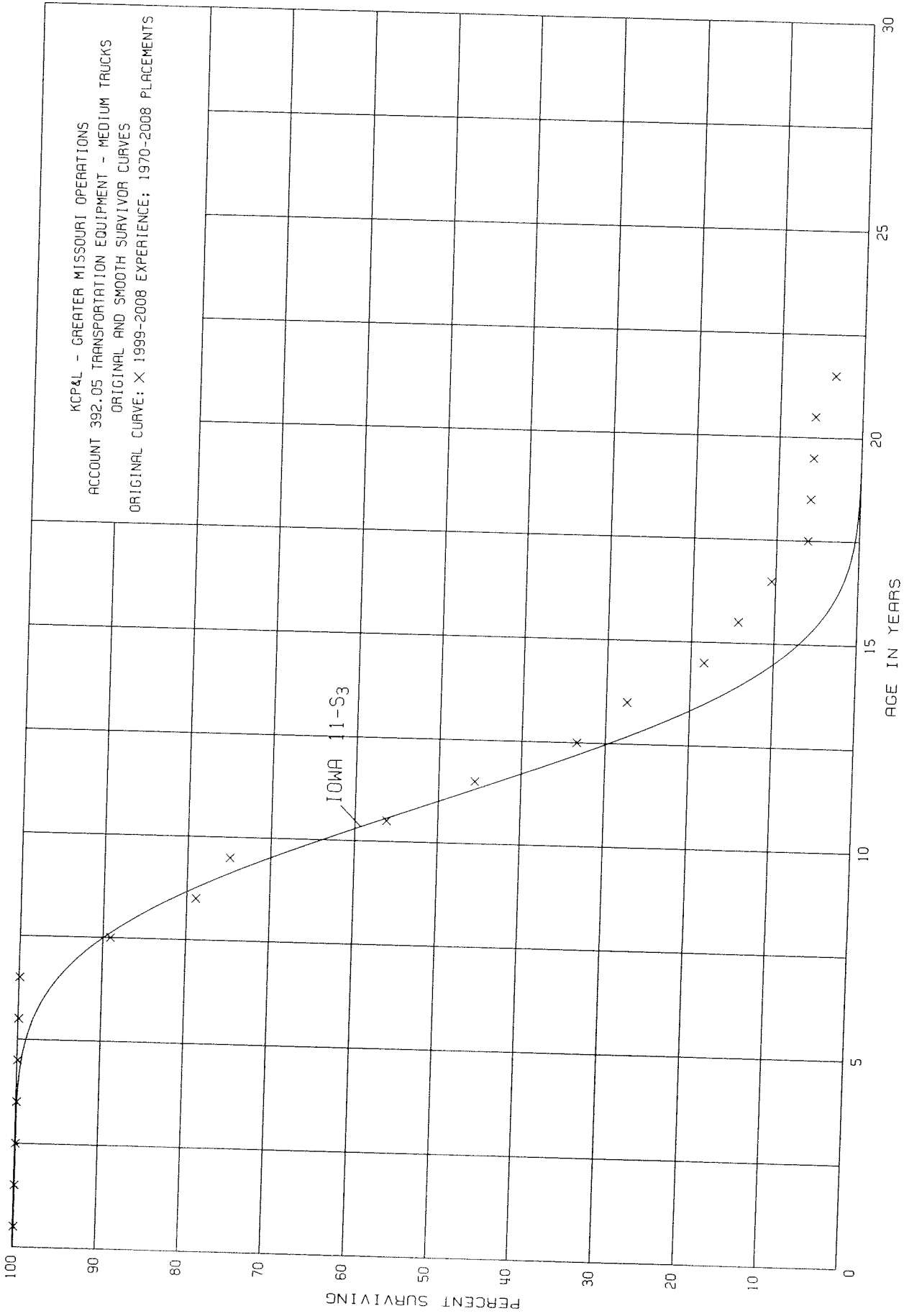
PLACEMENT BAND 1938-2008		EXPERIENCE BAND 1999-2008			
AGE AT BEGIN OF INTERVAL	EXPOSURES AT BEGINNING OF AGE INTERVAL	RETIREMENTS DURING AGE INTERVAL	RETMT RATIO	SURV RATIO	PCT SURV BEGIN OF INTERVAL
0.0	26,871		0.0000	1.0000	100.00
0.5	13,572		0.0000	1.0000	100.00
1.5	31,730		0.0000	1.0000	100.00
2.5	31,730		0.0000	1.0000	100.00
3.5	59,331		0.0000	1.0000	100.00
4.5	113,666		0.0000	1.0000	100.00
5.5	113,364		0.0000	1.0000	100.00
6.5	132,830		0.0000	1.0000	100.00
7.5	152,335	8,805	0.0578	0.9422	100.00
8.5	150,792		0.0000	1.0000	94.22
9.5	151,921		0.0000	1.0000	94.22
10.5	151,921	2,425	0.0160	0.9840	94.22
11.5	126,110	1,130	0.0090	0.9910	92.71
12.5	124,980		0.0000	1.0000	91.88
13.5	102,029	3,137	0.0307	0.9693	91.88
14.5	67,311		0.0000	1.0000	89.06
15.5	63,947		0.0000	1.0000	89.06
16.5	64,433		0.0000	1.0000	89.06
17.5	46,788		0.0000	1.0000	89.06
18.5	40,722	4,795	0.1177	0.8823	89.06
19.5	34,672	5,545	0.1599	0.8401	78.58
20.5	29,127		0.0000	1.0000	66.02
21.5	139,033		0.0000	1.0000	66.02
22.5	139,033		0.0000	1.0000	66.02
23.5	131,548	1,859	0.0141	0.9859	66.02
24.5	16,407		0.0000	1.0000	65.09
25.5	16,407	4,066	0.2478	0.7522	65.09
26.5	7,989	6,795	0.8505	0.1495	48.96
27.5	5,914		0.0000	1.0000	7.32
28.5	5,914		0.0000	1.0000	7.32
29.5	5,914		0.0000	1.0000	7.32
30.5	5,914	4,720	0.7981	0.2019	7.32
31.5	2,000		0.0000	1.0000	1.48
32.5	2,000		0.0000	1.0000	1.48
33.5	2,000	806	0.4030	0.5970	1.48
34.5	1,194		0.0000	1.0000	0.88
35.5	1,194	1,194	1.0000	0.0000	0.88
36.5					0.88
37.5	350		0.0000		0.00
38.5	350		0.0000		

KCP&L - GREATER MISSOURI OPERATIONS
L&P JURISDICTION

ACCOUNT 392.04 TRANSPORTATION EQUIPMENT - TRAILERS

ORIGINAL LIFE TABLE, CONT.

PLACEMENT BAND 1938-2008			EXPERIENCE BAND 1999-2008		
AGE AT BEGIN OF INTERVAL	EXPOSURES AT BEGINNING OF AGE INTERVAL	RETIREMENTS DURING AGE INTERVAL	RETMT RATIO	SURV RATIO	PCT SURV BEGIN OF INTERVAL
39.5	350	350	1.0000		
40.5					
41.5	846		0.0000		
42.5	846		0.0000		
43.5	1,002		0.0000		
44.5	1,002		0.0000		
45.5	1,002	156	0.1557		
46.5	846		0.0000		
47.5	846		0.0000		
48.5	846		0.0000		
49.5	846		0.0000		
50.5	846		0.0000		
51.5					
52.5					
53.5					
54.5					
55.5					
56.5					
57.5					
58.5					
59.5					
60.5	143		0.0000		
61.5	143		0.0000		
62.5	143		0.0000		
63.5	143		0.0000		
64.5	143		0.0000		
65.5	143	143	1.0000		
66.5					

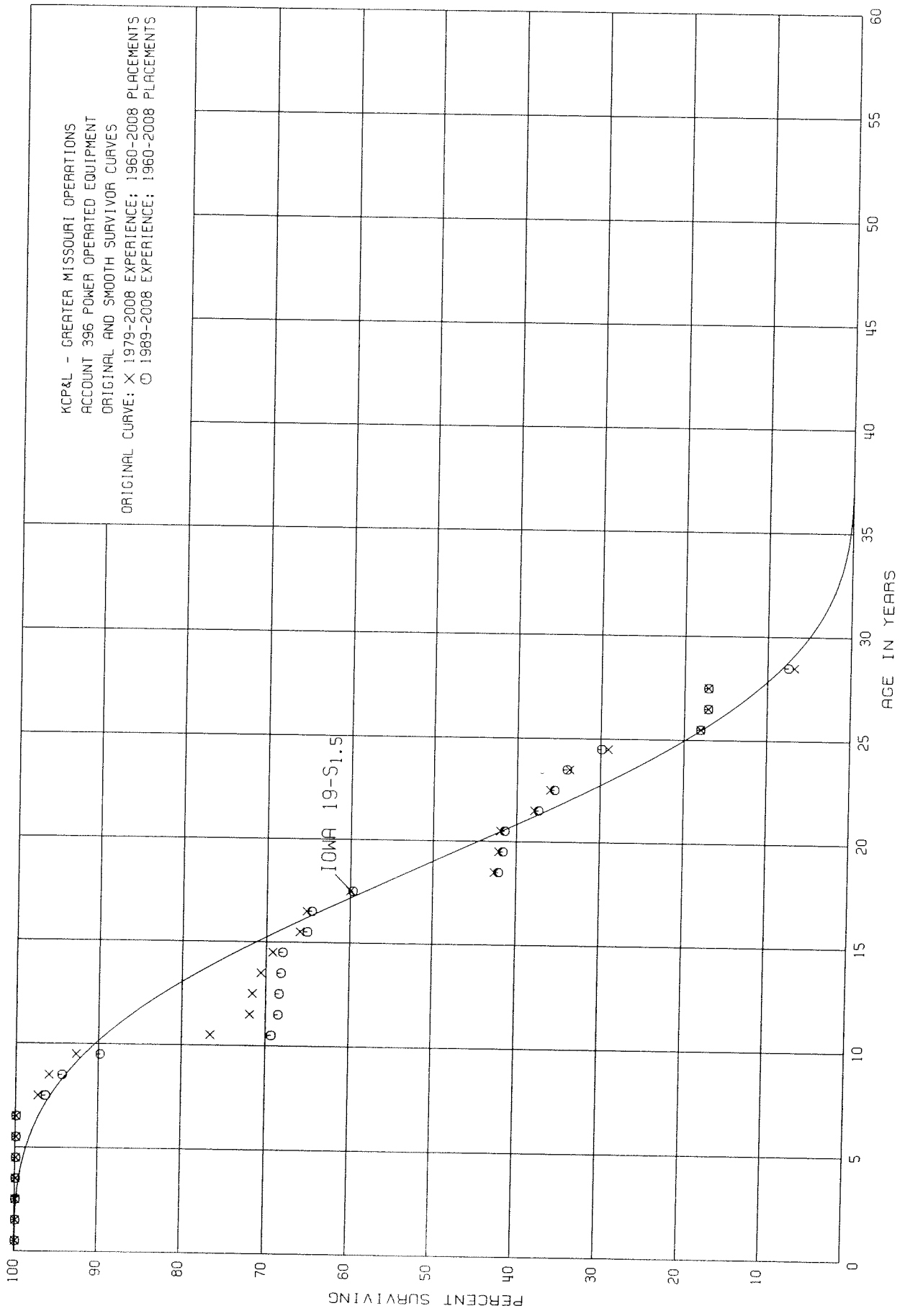


KCP&L - GREATER MISSOURI OPERATIONS
L&P JURISDICTION

ACCOUNT 392.05 TRANSPORTATION EQUIPMENT - MEDIUM TRUCKS

ORIGINAL LIFE TABLE

PLACEMENT BAND 1970-2008		EXPERIENCE BAND 1999-2008			
AGE AT BEGIN OF INTERVAL	EXPOSURES AT BEGINNING OF AGE INTERVAL	RETIREMENTS DURING AGE INTERVAL	RETMT RATIO	SURV RATIO	PCT SURV BEGIN OF INTERVAL
0.0	1,021,885		0.0000	1.0000	100.00
0.5	976,497		0.0000	1.0000	100.00
1.5	545,183		0.0000	1.0000	100.00
2.5	572,103		0.0000	1.0000	100.00
3.5	672,587		0.0000	1.0000	100.00
4.5	667,200		0.0000	1.0000	100.00
5.5	813,485		0.0000	1.0000	100.00
6.5	1,164,748	126,867	0.1089	0.8911	100.00
7.5	1,127,731	128,989	0.1144	0.8856	89.11
8.5	1,133,815	58,330	0.0514	0.9486	78.92
9.5	1,131,368	282,609	0.2498	0.7502	74.86
10.5	967,855	182,679	0.1887	0.8113	56.16
11.5	782,630	209,033	0.2671	0.7329	45.56
12.5	642,377	113,997	0.1775	0.8225	33.39
13.5	435,849	144,436	0.3314	0.6686	27.46
14.5	323,743	69,685	0.2152	0.7848	18.36
15.5	233,838	62,931	0.2691	0.7309	14.41
16.5	130,119	54,085	0.4157	0.5843	10.53
17.5	76,033	2,531	0.0333	0.9667	6.15
18.5	134,457	3,495	0.0260	0.9740	5.95
19.5	161,650	3,790	0.0234	0.9766	5.80
20.5	151,110	60,955	0.4034	0.5966	5.66
21.5	101,118	26,269	0.2598	0.7402	3.38
22.5	72,595	42,650	0.5875	0.4125	2.50
23.5	29,946		0.0000	1.0000	1.03
24.5	16,028	16,028	1.0000	0.0000	1.03
25.5					0.00
26.5					
27.5					
28.5	394		0.0000		
29.5	394		0.0000		
30.5	394		0.0000		
31.5	394		0.0000		
32.5	394		0.0000		
33.5	394		0.0000		
34.5	394		0.0000		
35.5	394		0.0000		
36.5	394		0.0000		
37.5	394		0.0000		
38.5	394		0.0000		



KCP&L - GREATER MISSOURI OPERATIONS
L&P JURISDICTION

ACCOUNT 396 POWER OPERATED EQUIPMENT

ORIGINAL LIFE TABLE

PLACEMENT BAND 1960-2008			EXPERIENCE BAND 1979-2008		
AGE AT BEGIN OF INTERVAL	EXPOSURES AT BEGINNING OF AGE INTERVAL	RETIREMENTS DURING AGE INTERVAL	RETMT RATIO	SURV RATIO	PCT SURV BEGIN OF INTERVAL
0.0	1,154,853		0.0000	1.0000	100.00
0.5	1,177,760		0.0000	1.0000	100.00
1.5	1,250,823		0.0000	1.0000	100.00
2.5	1,257,319		0.0000	1.0000	100.00
3.5	1,123,163		0.0000	1.0000	100.00
4.5	1,126,806	1,570	0.0014	0.9986	100.00
5.5	954,438		0.0000	1.0000	99.86
6.5	1,005,901	25,807	0.0257	0.9743	99.86
7.5	877,809	12,044	0.0137	0.9863	97.29
8.5	984,060	33,810	0.0344	0.9656	95.96
9.5	950,725	165,043	0.1736	0.8264	92.66
10.5	1,011,694	61,702	0.0610	0.9390	76.57
11.5	862,828	3,587	0.0042	0.9958	71.90
12.5	738,848	10,071	0.0136	0.9864	71.60
13.5	675,623	13,852	0.0205	0.9795	70.63
14.5	721,683	33,227	0.0460	0.9540	69.18
15.5	942,975	11,266	0.0119	0.9881	66.00
16.5	935,239	75,468	0.0807	0.9193	65.21
17.5	548,636	159,005	0.2898	0.7102	59.95
18.5	393,370	4,565	0.0116	0.9884	42.58
19.5	388,805	2,143	0.0055	0.9945	42.09
20.5	386,662	36,894	0.0954	0.9046	41.86
21.5	391,926	19,327	0.0493	0.9507	37.87
22.5	153,860	9,748	0.0634	0.9366	36.00
23.5	157,550	21,726	0.1379	0.8621	33.72
24.5	93,666	35,726	0.3814	0.6186	29.07
25.5	41,494	1,960	0.0472	0.9528	17.98
26.5	39,534		0.0000	1.0000	17.13
27.5	39,534	23,782	0.6016	0.3984	17.13
28.5	15,752	1,149	0.0729	0.9271	6.82
29.5	14,603		0.0000	1.0000	6.32
30.5	1,165		0.0000	1.0000	6.32
31.5	1,165		0.0000	1.0000	6.32
32.5	1,165		0.0000	1.0000	6.32
33.5	1,165		0.0000	1.0000	6.32
34.5	1,165		0.0000	1.0000	6.32
35.5					6.32
36.5					6.32
37.5					6.32
38.5					6.32

KCP&L - GREATER MISSOURI OPERATIONS
L&P JURISDICTION

ACCOUNT 396 POWER OPERATED EQUIPMENT

ORIGINAL LIFE TABLE, CONT.

PLACEMENT BAND 1960-2008			EXPERIENCE BAND 1979-2008		
AGE AT BEGIN OF INTERVAL	EXPOSURES AT BEGINNING OF AGE INTERVAL	RETIREMENTS DURING AGE INTERVAL	RETMT RATIO	SURV RATIO	PCT SURV BEGIN OF INTERVAL
39.5					
40.5					
41.5	2,252		0.0000		
42.5	2,252		0.0000		
43.5	2,252		0.0000		
44.5	2,252		0.0000		
45.5	2,252		0.0000		
46.5	2,252		0.0000		
47.5	2,252		0.0000		
48.5					

KCP&L - GREATER MISSOURI OPERATIONS
L&P JURISDICTION

ACCOUNT 396 POWER OPERATED EQUIPMENT

ORIGINAL LIFE TABLE

PLACEMENT BAND 1960-2008			EXPERIENCE BAND 1989-2008		
AGE AT BEGIN OF INTERVAL	EXPOSURES AT BEGINNING OF AGE INTERVAL	RETIREMENTS DURING AGE INTERVAL	RETMT RATIO	SURV RATIO	PCT SURV BEGIN OF INTERVAL
0.0	815,166		0.0000	1.0000	100.00
0.5	815,166		0.0000	1.0000	100.00
1.5	834,277		0.0000	1.0000	100.00
2.5	803,813		0.0000	1.0000	100.00
3.5	689,514		0.0000	1.0000	100.00
4.5	758,863		0.0000	1.0000	100.00
5.5	660,151		0.0000	1.0000	100.00
6.5	713,240	25,807	0.0362	0.9638	100.00
7.5	582,116	12,044	0.0207	0.9793	96.38
8.5	699,846	33,810	0.0483	0.9517	94.38
9.5	723,248	165,043	0.2282	0.7718	89.82
10.5	807,124	10,037	0.0124	0.9876	69.32
11.5	727,585	1,130	0.0016	0.9984	68.46
12.5	643,022	1,237	0.0019	0.9981	68.35
13.5	588,631	2,169	0.0037	0.9963	68.22
14.5	642,470	27,425	0.0427	0.9573	67.97
15.5	920,499	6,147	0.0067	0.9933	65.07
16.5	920,042	70,827	0.0770	0.9230	64.63
17.5	540,120	158,530	0.2935	0.7065	59.65
18.5	381,590	4,565	0.0120	0.9880	42.14
19.5	377,025	1,722	0.0046	0.9954	41.63
20.5	375,303	36,894	0.0983	0.9017	41.44
21.5	380,567	19,327	0.0508	0.9492	37.37
22.5	142,501	5,771	0.0405	0.9595	35.47
23.5	150,168	18,083	0.1204	0.8796	34.03
24.5	89,927	35,726	0.3973	0.6027	29.93
25.5	37,755	1,960	0.0519	0.9481	18.04
26.5	35,795		0.0000	1.0000	17.10
27.5	35,795	20,043	0.5599	0.4401	17.10
28.5	15,752	1,149	0.0729	0.9271	7.53
29.5	14,603		0.0000	1.0000	6.98
30.5	1,165		0.0000	1.0000	6.98
31.5	1,165		0.0000	1.0000	6.98
32.5	1,165		0.0000	1.0000	6.98
33.5	1,165		0.0000	1.0000	6.98
34.5	1,165		0.0000	1.0000	6.98
35.5					6.98
36.5					6.98
37.5					6.98
38.5					6.98

KCP&L - GREATER MISSOURI OPERATIONS
L&P JURISDICTION

ACCOUNT 396 POWER OPERATED EQUIPMENT

ORIGINAL LIFE TABLE, CONT.

PLACEMENT BAND 1960-2008			EXPERIENCE BAND 1989-2008		
AGE AT BEGIN OF INTERVAL	EXPOSURES AT BEGINNING OF AGE INTERVAL	RETIREMENTS DURING AGE INTERVAL	RETMT RATIO	SURV RATIO	PCT SURV BEGIN OF INTERVAL
39.5					
40.5					
41.5	2,252		0.0000		
42.5	2,252		0.0000		
43.5	2,252		0.0000		
44.5	2,252		0.0000		
45.5	2,252		0.0000		
46.5	2,252		0.0000		
47.5	2,252		0.0000		
48.5					

III-192

NET SALVAGE STATISTICS

KCP&L - GREATER MISSOURI OPERATIONS
L&P JURISDICTION

ACCOUNT 311 STRUCTURES AND IMPROVEMENTS

SUMMARY OF BOOK SALVAGE

YEAR	REGULAR RETIREMENTS	COST OF REMOVAL		GROSS SALVAGE		NET SALVAGE	
		AMOUNT	PCT	AMOUNT	PCT	AMOUNT	PCT
1980	3,700	14	0		0	14-	0
1981							
1982							
1983	6,698	955	14		0	955-	14-
1984							
1985	8,604	2,255	26		0	2,255-	26-
1986	14,355		0	360	3	360	3
1987	4,123	357	9	14	0	343-	8-
1988		1,443				1,443-	
1989		3,404				3,404-	
1990							
1991	70,341	14	0		0	14-	0
1992	28,618	13,537	47	5,363	19	8,174-	29-
1993	42,480	6,370	15		0	6,370-	15-
1994	244,851	89,861	37	48,034	20	41,827-	17-
1995	1,761	840	48		0	840-	48-
1996	242,493	34,875	14		0	34,875-	14-
1997	45,356	46,196	102	133	0	46,063-	102-
1998	15,097	30,891	205	219	1	30,672-	203-
1999	30,753	38,207	124		0	38,207-	124-
2000	24,222	15,439	64		0	15,439-	64-
2001	8,040	289	4		0	289-	4-
2002	53,994	9,584	18		0	9,584-	18-
2003	39,150	12,201	31		0	12,201-	31-
2004	8,864	48,706	549	1,260	14	47,446-	535-
2005	21,485	3,281	15		0	3,281-	15-
2006	18,680	9,394	50	21	0	9,373-	50-
2007	2,827	1,791	63	1,005	36	786-	28-
2008	108,543	36,948	34		0	36,948-	34-
TOTAL	1,045,035	406,852	39	56,409	5	350,443-	34-

THREE-YEAR MOVING AVERAGES

80-82	1,233	5	0		0	5-	0
81-83	2,233	318	14		0	318-	14-
82-84	2,233	318	14		0	318-	14-
83-85	5,101	1,070	21		0	1,070-	21-
84-86	7,653	752	10	120	2	632-	8-
85-87	9,027	871	10	125	1	746-	8-

KCP&L - GREATER MISSOURI OPERATIONS
L&P JURISDICTION

ACCOUNT 311 STRUCTURES AND IMPROVEMENTS

SUMMARY OF BOOK SALVAGE

YEAR	REGULAR RETIREMENTS	COST OF REMOVAL		GROSS SALVAGE		NET SALVAGE	
		AMOUNT	PCT	AMOUNT	PCT	AMOUNT	PCT
THREE-YEAR MOVING AVERAGES							
86-88	6,159	600	10	125	2	475-	8-
87-89	1,374	1,735	126	5	0	1,730-	126-
88-90		1,616				1,616-	
89-91	23,447	1,139	5		0	1,139-	5-
90-92	32,986	4,517	14	1,788	5	2,729-	8-
91-93	47,146	6,640	14	1,788	4	4,852-	10-
92-94	105,316	36,589	35	17,799	17	18,790-	18-
93-95	96,364	32,357	34	16,011	17	16,346-	17-
94-96	163,035	41,859	26	16,011	10	25,848-	16-
95-97	96,537	27,304	28	44	0	27,260-	28-
96-98	100,982	37,321	37	117	0	37,204-	37-
97-99	30,402	38,431	126	117	0	38,314-	126-
98-00	23,357	28,179	121	73	0	28,106-	120-
99-01	21,005	17,978	86		0	17,978-	86-
00-02	28,752	8,437	29		0	8,437-	29-
01-03	33,728	7,358	22		0	7,358-	22-
02-04	34,003	23,497	69	420	1	23,077-	68-
03-05	23,166	21,396	92	420	2	20,976-	91-
04-06	16,343	20,460	125	427	3	20,033-	123-
05-07	14,331	4,822	34	342	2	4,480-	31-
06-08	43,350	16,044	37	342	1	15,702-	36-
FIVE-YEAR AVERAGE							
04-08	32,080	20,024	62	457	1	19,567-	61-

KCP&L - GREATER MISSOURI OPERATIONS
L&P JURISDICTION

ACCOUNT 311.09 STRUCT. AND IMPROVEMENTS - INDUSTRIAL STEAM

SUMMARY OF BOOK SALVAGE

YEAR	REGULAR RETIREMENTS	COST OF REMOVAL		GROSS SALVAGE		NET SALVAGE	
		AMOUNT	PCT	AMOUNT	PCT	AMOUNT	PCT
1993	464	2,020	435		0	2,020	435-
1994							
1995	16,916		0		0		0
1996	94	349	371		0	349	371-
1997							
1998	5,365	8,769	163		0	8,769	163-
1999							
2000	942	7,826	831		0	7,826	831-
2001	2,240	104	5		0	104	5-
2002	5,706		0		0		0
2003	15,176	2,342	15		0	2,342	15-
2004							
2005							
2006							
2007							
2008							
TOTAL	46,903	21,410	46		0	21,410	46-

THREE-YEAR MOVING AVERAGES

93-95	5,793	673	12		0	673	12-
94-96	5,670	116	2		0	116	2-
95-97	5,670	116	2		0	116	2-
96-98	1,820	3,039	167		0	3,039	167-
97-99	1,788	2,923	163		0	2,923	163-
98-00	2,102	5,532	263		0	5,532	263-
99-01	1,061	2,643	249		0	2,643	249-
00-02	2,963	2,643	89		0	2,643	89-
01-03	7,707	815	11		0	815	11-
02-04	6,961	781	11		0	781	11-
03-05	5,059	781	15		0	781	15-
04-06							
05-07							
06-08							

FIVE-YEAR AVERAGE

04-08

KCP&L - GREATER MISSOURI OPERATIONS
L&P JURISDICTION

ACCOUNT 312 BOILER PLANT EQUIPMENT

SUMMARY OF BOOK SALVAGE

YEAR	REGULAR RETIREMENTS	COST OF REMOVAL		GROSS SALVAGE		NET SALVAGE	
		AMOUNT	PCT	AMOUNT	PCT	AMOUNT	PCT
1980	35,174	11,309	32		0	11,309-	32-
1981	1,758	594	34		0	594-	34-
1982							
1983	81,079		0	43,778	54	43,778	54
1984	53,921	11,632	22	25,155	47	13,523	25
1985	142,894	10,744	8	127,832	89	117,088	82
1986	20,490		0	3,773	18	3,773	18
1987	36,476	96,721	265	2,500	7	94,221-	258-
1988		12,354				12,354-	
1989	111,323	72,970	66	24,190	22	48,780-	44-
1990							
1991	467,926		0		0		0
1992	90,965	39,054	43	43,472	48	4,418	5
1993	240,699	498	0	59,306	25	58,808	24
1994	761,752	178,232	23	116,248	15	61,984-	8-
1995	3,144,382	270,828	9	961,354	31	690,526	22
1996	358,932	270,556	75	13,479	4	257,077-	72-
1997	292,633	72,425	25	1,274	0	71,151-	24-
1998	2,345,863	161,631	7	273	0	161,358-	7-
1999	128,827	47,251	37	206	0	47,045-	37-
2000	578,819	583,868	101	8,000	1	575,868-	99-
2001	199,428	21,197	11		0	21,197-	11-
2002	303,590	15,207-	5-		0	15,207	5
2003	729,639	14,493	2		0	14,493-	2-
2004	203,902	303,280	149	22,857	11	280,423-	138-
2005	80,404	30,175	38	824	1	29,351-	37-
2006	388,661	3,993	1	3,403	1	590-	0
2007	1,055,286	238,807	23	5,966	1	232,841-	22-
2008	158,625	34,839	22	9,362	6	25,477-	16-
TOTAL	12,013,448	2,472,244	21	1,473,252	12	998,992-	8-

THREE-YEAR MOVING AVERAGES

80-82	12,311	3,968	32		0	3,968-	32-
81-83	27,612	198	1	14,593	53	14,395	52
82-84	45,000	3,877	9	22,978	51	19,101	42
83-85	92,631	7,459	8	65,588	71	58,129	63
84-86	72,435	7,459	10	52,253	72	44,794	62
85-87	66,620	35,822	54	44,702	67	8,880	13

KCP&L - GREATER MISSOURI OPERATIONS
L&P JURISDICTION

ACCOUNT 312 BOILER PLANT EQUIPMENT

SUMMARY OF BOOK SALVAGE

YEAR	REGULAR RETIREMENTS	COST OF REMOVAL		GROSS SALVAGE		NET SALVAGE		
		AMOUNT	PCT	AMOUNT	PCT	AMOUNT	PCT	
THREE-YEAR MOVING AVERAGES								
86-88	18,989	36,358	191	2,091	11	34,267	180-	
87-89	49,266	60,682	123	8,897	18	51,785	105-	
88-90	37,108	28,441	77	8,063	22	20,378	55-	
89-91	193,083	24,323	13	8,063	4	16,260	8-	
90-92	186,297	13,018	7	14,491	8	1,473	1	
91-93	266,530	13,184	5	34,259	13	21,075	8	
92-94	364,472	72,595	20	73,009	20	414	0	
93-95	1,382,278	149,853	11	378,969	27	229,116	17	
94-96	1,421,689	239,872	17	363,694	26	123,822	9	
95-97	1,265,316	204,603	16	325,369	26	120,766	10	
96-98	999,143	168,204	17	5,009	1	163,195	16-	
97-99	922,441	93,769	10	584	0	93,185	10-	
98-00	1,017,836	264,250	26	2,826	0	261,424	26-	
99-01	302,358	217,439	72	2,735	1	214,704	71-	
00-02	360,612	196,619	55	2,667	1	193,952	54-	
01-03	410,886	6,828	2		0	6,828	2-	
02-04	412,377	100,855	24	7,619	2	93,236	23-	
03-05	337,982	115,983	34	7,894	2	108,089	32-	
04-06	224,322	112,483	50	9,028	4	103,455	46-	
05-07	508,117	90,992	18	3,398	1	87,594	17-	
06-08	534,191	92,546	17	6,244	1	86,302	16-	
FIVE-YEAR AVERAGE								
04-08	377,376	122,219	32	8,482	2	113,737	30-	

KCP&L - GREATER MISSOURI OPERATIONS
L&P JURISDICTION

ACCOUNT 312.09 BOILER PLANT EQUIPMENT - INDUSTRIAL STEAM

SUMMARY OF BOOK SALVAGE

YEAR	REGULAR RETIREMENTS	COST OF REMOVAL		GROSS SALVAGE		NET SALVAGE	
		AMOUNT	PCT	AMOUNT	PCT	AMOUNT	PCT
1994	65,131		0	0		0	
1995	72,555		0	0		0	
1996							
1997	59		0	0		0	
1998							
1999	3,900	4,651	119	0	4,651	119-	
2000	8,830	67,892	769	0	67,892	769-	
2001	760	22	3	0	22-	3-	
2002	28,262		0	0		0	
2003							
2004							
2005							
2006							
2007	1,696	87	5	0	87-	5-	
2008	10,711	3,010	28	0	3,010-	28-	
TOTAL	191,904	75,662	39	0	75,662-	39-	

THREE-YEAR MOVING AVERAGES

94-96	45,895		0	0		0
95-97	24,205		0	0		0
96-98	20		0	0		0
97-99	1,320	1,550	117	0	1,550	117-
98-00	4,243	24,181	570	0	24,181	570-
99-01	4,497	24,188	538	0	24,188	538-
00-02	12,617	22,638	179	0	22,638	179-
01-03	9,674	7	0	0	7-	0
02-04	9,421		0	0		0
03-05						
04-06						
05-07	565	29	5	0	29-	5-
06-08	4,136	1,032	25	0	1,032-	25-

FIVE-YEAR AVERAGE

04-08	2,481	619	25	0	619-	25-
-------	-------	-----	----	---	------	-----

KCP&L - GREATER MISSOURI OPERATIONS
L&P JURISDICTION

ACCOUNT 314 TURBOGENERATOR UNITS

SUMMARY OF BOOK SALVAGE

YEAR	REGULAR RETIREMENTS	COST OF REMOVAL		GROSS SALVAGE		NET SALVAGE	
		AMOUNT	PCT	AMOUNT	PCT	AMOUNT	PCT
1981	9,121		0		0		0
1982							
1983							
1984							
1985	7,500		0		0		0
1986	10,444		0		0		0
1987	121,121	89,886	74		0	89,886-	74-
1988		11,089				11,089-	
1989		26,159				26,159-	
1990							
1991							
1992							
1993	302,560	87,126	29	18,287	6	68,839-	23-
1994	6,891	112	2		0	112-	2-
1995	18,735	3,253	17	20	0	3,233-	17-
1996	32,245	11,745	36		0	11,745-	36-
1997	70,592	23,724	34		0	23,724-	34-
1998	21,278	458	2	467	2	9	0
1999	19,449	6,799	35		0	6,799-	35-
2000	44,341	52,124	118		0	52,124-	118-
2001	218,329	34,709	16		0	34,709-	16-
2002	300,627	242,950	81		0	242,950-	81-
2003	43,231	45,033	104		0	45,033-	104-
2004	251,065	122,216	49	9,766	4	112,450-	45-
2005	64,777	1,853	3	27	0	1,826-	3-
2006	19,407	5,202	27		0	5,202-	27-
2007	471,648	67,471	14	13,356	3	54,115-	11-
2008	120,040	11,065	9	18,723	16	7,658	6
TOTAL	2,153,401	842,974	39	60,646	3	782,328-	36-

THREE-YEAR MOVING AVERAGES

81-83	3,040		0		0		0
82-84							
83-85	2,500		0		0		0
84-86	5,981		0		0		0
85-87	46,355	29,962	65		0	29,962-	65-
86-88	43,855	33,658	77		0	33,658-	77-
87-89	40,374	42,378	105		0	42,378-	105-

KCP&L - GREATER MISSOURI OPERATIONS
L&P JURISDICTION

ACCOUNT 314 TURBOGENERATOR UNITS

SUMMARY OF BOOK SALVAGE

YEAR	REGULAR RETIREMENTS	COST OF REMOVAL		GROSS SALVAGE		NET SALVAGE	
		AMOUNT	PCT	AMOUNT	PCT	AMOUNT	PCT
THREE-YEAR MOVING AVERAGES							
88-90		12,416				12,416-	
89-91		8,720				8,720-	
90-92							
91-93	100,853	29,042	29	6,096	6	22,946-	23-
92-94	103,150	29,079	28	6,096	6	22,983-	22-
93-95	109,395	30,164	28	6,102	6	24,062-	22-
94-96	19,290	5,037	26	7	0	5,030-	26-
95-97	40,524	12,907	32	7	0	12,900-	32-
96-98	41,372	11,976	29	156	0	11,820-	29-
97-99	37,106	10,327	28	156	0	10,171-	27-
98-00	28,356	19,794	70	156	1	19,638-	69-
99-01	94,040	31,211	33		0	31,211-	33-
00-02	187,766	109,928	59		0	109,928-	59-
01-03	187,396	107,564	57		0	107,564-	57-
02-04	198,308	136,733	69	3,255	2	133,478-	67-
03-05	119,691	56,367	47	3,264	3	53,103-	44-
04-06	111,750	43,090	39	3,264	3	39,826-	36-
05-07	185,277	24,842	13	4,461	2	20,381-	11-
06-08	203,698	27,913	14	10,693	5	17,220-	8-
FIVE-YEAR AVERAGE							
04-08	185,387	41,561	22	8,374	5	33,187-	18-

KCP&L - GREATER MISSOURI OPERATIONS
L&P JURISDICTION

ACCOUNT 315 ACCESSORY ELECTRIC EQUIPMENT

SUMMARY OF BOOK SALVAGE

YEAR	REGULAR RETIREMENTS	COST OF REMOVAL		GROSS SALVAGE		NET SALVAGE	
		AMOUNT	PCT	AMOUNT	PCT	AMOUNT	PCT
1984	958		0	0		0	
1985	95,595		0	0		0	
1986							
1987		19,297				19,297-	
1988		2,533				2,533-	
1989		5,974				5,974-	
1990							
1991							
1992	1,700	547	32	596	35	49	3
1993	85	5	6		0	5-	6-
1994	85,412	5,285	6		0	5,285-	6-
1995	146,739	3,161	2		0	3,161-	2-
1996	105,722	14,327	14		0	14,327-	14-
1997	68,448		0	165	0	165	0
1998	2,112		0		0		0
1999	25,928	1,881	7	97	0	1,784-	7-
2000	41,913	2,138	5		0	2,138-	5-
2001	5,674	2,847	50		0	2,847-	50-
2002	895,520	10,719-	1-		0	10,719	1
2003	32,655	4,581	14		0	4,581-	14-
2004	31,011	43,974	142		0	43,974-	142-
2005							
2006	25,587	298	1		0	298-	1-
2007	54,844	14,280	26		0	14,280-	26-
2008	9,856	1,389	14		0	1,389-	14-
TOTAL	1,629,759	111,798	7	858	0	110,940-	7-

THREE-YEAR MOVING AVERAGES

84-86	32,184		0		0		0
85-87	31,865	6,432	20		0	6,432-	20-
86-88		7,277				7,277-	
87-89		9,268				9,268-	
88-90		2,836				2,836-	
89-91		1,991				1,991-	
90-92	567	182	32	199	35	17	3
91-93	595	184	31	199	33	15	3
92-94	29,066	1,946	7	199	1	1,747-	6-
93-95	77,412	2,817	4		0	2,817-	4-

KCP&L - GREATER MISSOURI OPERATIONS
L&P JURISDICTION

ACCOUNT 315 ACCESSORY ELECTRIC EQUIPMENT

SUMMARY OF BOOK SALVAGE

YEAR	REGULAR RETIREMENTS	COST OF REMOVAL		GROSS SALVAGE		NET SALVAGE		
		AMOUNT	PCT	AMOUNT	PCT	AMOUNT	PCT	
THREE-YEAR MOVING AVERAGES								
94-96	112,624	7,591	7		0	7,591-	7-	
95-97	106,970	5,829	5	55	0	5,774-	5-	
96-98	58,761	4,776	8	55	0	4,721-	8-	
97-99	32,163	627	2	87	0	540-	2-	
98-00	23,318	1,340	6	32	0	1,308-	6-	
99-01	24,505	2,289	9	32	0	2,257-	9-	
00-02	314,369	1,911-	1-		0	1,911	1	
01-03	311,283	1,097-	0		0	1,097	0	
02-04	319,729	12,612	4		0	12,612-	4-	
03-05	21,222	16,185	76		0	16,185-	76-	
04-06	18,866	14,757	78		0	14,757-	78-	
05-07	26,810	4,859	18		0	4,859-	18-	
06-08	30,096	5,322	18		0	5,322-	18-	
FIVE-YEAR AVERAGE								
04-08	24,260	11,988	49		0	11,988-	49-	

KCP&L - GREATER MISSOURI OPERATIONS
L&P JURISDICTION

ACCOUNT 315.09 ACCESSORY ELECTRIC EQUIP - INDUSTRIAL STEAM

SUMMARY OF BOOK SALVAGE

YEAR	REGULAR RETIREMENTS	COST OF REMOVAL		GROSS SALVAGE		NET SALVAGE	
		AMOUNT	PCT	AMOUNT	PCT	AMOUNT	PCT
1994	38,036		0	0		0	
1995	5,515		0	0		0	
1996							
1997							
1998	588	88	15	0		88-	15-
1999							
2000							
2001	847	21	2	0		21-	2-
2002	929		0	0			0
2003							
2004							
2005							
2006	188,517	2,266	1	0		2,266-	1-
2007							
2008							
TOTAL	234,432	2,375	1	0		2,375-	1-

THREE-YEAR MOVING AVERAGES

94-96	14,517		0	0		0	
95-97	1,838		0	0		0	
96-98	196	29	15	0		29-	15-
97-99	196	29	15	0		29-	15-
98-00	196	29	15	0		29-	15-
99-01	282	7	2	0		7-	2-
00-02	592	7	1	0		7-	1-
01-03	592	7	1	0		7-	1-
02-04	310		0	0			0
03-05							
04-06	62,839	755	1	0		755-	1-
05-07	62,839	755	1	0		755-	1-
06-08	62,839	755	1	0		755-	1-

FIVE-YEAR AVERAGE

04-08	37,703	453	1	0		453-	1-
-------	--------	-----	---	---	--	------	----

KCP&L - GREATER MISSOURI OPERATIONS
L&P JURISDICTION

ACCOUNT 316 MISCELLANEOUS POWER PLANT EQUIPMENT

SUMMARY OF BOOK SALVAGE

YEAR	REGULAR RETIREMENTS	COST OF REMOVAL		GROSS SALVAGE		NET SALVAGE	
		AMOUNT	PCT	AMOUNT	PCT	AMOUNT	PCT
1980	215		0	20	9	20	9
1981							
1982	956		0		0		0
1983	832		0		0		0
1984	3,599		0	2,405	67	2,405	67
1985	205	4	2	7	3	3	1
1986	11,378		0	3,930	35	3,930	35
1987	74,347	6,684	9	600	1	6,084-	8-
1988		877				877-	
1989		68,820				68,820-	
1990	1,085		0		0		0
1991							
1992	15,467	659	4	2,858	18	2,199	14
1993	24,119	5	0		0	5-	0
1994	53,843	10,710	20	50	0	10,660-	20-
1995	2,349		0	824	35	824	35
1996	49,073	484	1	8,001	16	7,517	15
1997	1,484		0	405	27	405	27
1998	13,841	383	3	2,503	18	2,120	15
1999	36,627	234	1		0	234-	1-
2000	32,646	2,093	6	2,692	8	599	2
2001	17,457	451-	3-		0	451	3
2002	501		0		0		0
2003	25,595		0		0		0
2004		325				325-	
2005	1,221	900	74	360	29	540-	44-
2006	2,157	1,578	73		0	1,578-	73-
2007							
2008	1,781	1,389	78		0	1,389-	78-
TOTAL	370,778	94,694	26	24,655	7	70,039-	19-

THREE-YEAR MOVING AVERAGES

80-82	390		0	7	2	7	2
81-83	596		0		0		0
82-84	1,796		0	802	45	802	45
83-85	1,545	1	0	804	52	803	52
84-86	5,061	1	0	2,114	42	2,113	42
85-87	28,643	2,229	8	1,512	5	717-	3-

KCP&L - GREATER MISSOURI OPERATIONS
L&P JURISDICTION

ACCOUNT 316 MISCELLANEOUS POWER PLANT EQUIPMENT

SUMMARY OF BOOK SALVAGE

YEAR	REGULAR RETIREMENTS	COST OF REMOVAL		GROSS SALVAGE		NET SALVAGE		
		AMOUNT	PCT	AMOUNT	PCT	AMOUNT	PCT	
THREE-YEAR MOVING AVERAGES								
86-88	28,575	2,520	9	1,510	5	1,010-	4-	
87-89	24,782	25,460	103	200	1	25,260-	102-	
88-90	362	23,232			0	23,232-		
89-91	362	22,940			0	22,940-		
90-92	5,517	220	4	953	17	733	13	
91-93	13,195	221	2	953	7	732	6	
92-94	31,143	3,791	12	969	3	2,822-	9-	
93-95	26,770	3,572	13	291	1	3,281-	12-	
94-96	35,088	3,731	11	2,958	8	773-	2-	
95-97	17,635	161	1	3,077	17	2,916	17	
96-98	21,466	289	1	3,636	17	3,347	16	
97-99	17,317	206	1	969	6	763	4	
98-00	27,705	903	3	1,732	6	829	3	
99-01	28,910	625	2	897	3	272	1	
00-02	16,868	547	3	897	5	350	2	
01-03	14,518	150-	1-		0	150	1	
02-04	8,699	108	1		0	108-	1-	
03-05	8,939	408	5	120	1	288-	3-	
04-06	1,126	934	83	120	11	814-	72-	
05-07	1,126	826	73	120	11	706-	63-	
06-08	1,313	989	75		0	989-	75-	

FIVE-YEAR AVERAGE

04-08	1,032	838	81	72	7	766-	74-
-------	-------	-----	----	----	---	------	-----

KCP&L - GREATER MISSOURI OPERATIONS
L&P JURISDICTION

ACCOUNT 341 STRUCTURES AND IMPROVEMENTS

SUMMARY OF BOOK SALVAGE

YEAR	REGULAR RETIREMENTS	COST OF REMOVAL		GROSS SALVAGE		NET SALVAGE	
		AMOUNT	PCT	AMOUNT	PCT	AMOUNT	PCT
1998	4,884		0		0		0
1999							
2000							
2001							
2002	878	327	37		0	327-	37-
2003							
2004							
2005							
2006	4,938	312	6		0	312-	6-
2007	9,650	756	8		0	756-	8-
2008							
TOTAL	20,350	1,395	7		0	1,395-	7-

THREE-YEAR MOVING AVERAGES

98-00	1,628		0		0		0
99-01							
00-02	293	109	37		0	109-	37-
01-03	293	109	37		0	109-	37-
02-04	293	109	37		0	109-	37-
03-05							
04-06	1,646	104	6		0	104-	6-
05-07	4,863	356	7		0	356-	7-
06-08	4,863	356	7		0	356-	7-

FIVE-YEAR AVERAGE

04-08	2,918	214	7		0	214-	7-
-------	-------	-----	---	--	---	------	----

KCP&L - GREATER MISSOURI OPERATIONS
L&P JURISDICTION

ACCOUNT 342 FUEL HOLDERS, PRODUCERS AND ACCESSORIES

SUMMARY OF BOOK SALVAGE

YEAR	REGULAR RETIREMENTS	COST OF REMOVAL		GROSS SALVAGE		NET SALVAGE	
		AMOUNT	PCT	AMOUNT	PCT	AMOUNT	PCT
1994	2,850		0		0		0
1995							
1996							
1997							
1998							
1999							
2000							
2001							
2002							
2003							
2004							
2005							
2006							
2007							
2008							
TOTAL	2,850		0		0		0

THREE-YEAR MOVING AVERAGES

94-96	950		0		0		0
95-97							
96-98							
97-99							
98-00							
99-01							
00-02							
01-03							
02-04							
03-05							
04-06							
05-07							
06-08							

FIVE-YEAR AVERAGE

04-08

KCP&L - GREATER MISSOURI OPERATIONS
L&P JURISDICTION

ACCOUNT 343 PRIME MOVERS

SUMMARY OF BOOK SALVAGE

YEAR	REGULAR RETIREMENTS	COST OF REMOVAL		GROSS SALVAGE		NET SALVAGE	
		AMOUNT	PCT	AMOUNT	PCT	AMOUNT	PCT
2001	46,761	11,395	24	0	11,395-	24-	
2002	65,465	21,678	33	0	21,678-	33-	
2003							
2004							
2005							
2006							
2007	60,116	1,253	2	0	1,253-	2-	
2008	101,001		0	0		0	
TOTAL	273,343	34,326	13	0	34,326-	13-	

THREE-YEAR MOVING AVERAGES

01-03	37,409	11,024	29	0	11,024-	29-	
02-04	21,822	7,226	33	0	7,226-	33-	
03-05							
04-06							
05-07	20,039	418	2	0	418-	2-	
06-08	53,706	418	1	0	418-	1-	

FIVE-YEAR AVERAGE

04-08	32,223	251	1	0	251-	1-	
-------	--------	-----	---	---	------	----	--