

▲ **WARNING:** Any alteration of this containment system from the way that it comes from the factory will not only void the warranty but will likely create a safety hazard, as well.

▲ **WARNING:** Never simultaneously connect the energizer in this system with any other device such as a cattle trainer or poultry trainer. In the event that lightning strikes your fence it will be conducted to the other devices.


▲ **WARNING:** Never install an electric fence under a high-voltage transmission line.

▲ **WARNING:** Never climb an electric fence.

▲ **WARNING:** Install enough electric fence warning signs so they can be easily seen from all directions.

▲ **WARNING:** Instruct all family members and staff about the operation of the fence and how to de-energize it if necessary.

▲ **WARNING:** Only use approved materials in the construction of an electric fence.

 In a double-insulated energizer, two systems of insulation are provided instead of grounding. No means of equipment ground is provided in the supply cord of a double-insulated energizer, nor should a means for equipment grounding be added to the energizer. Servicing of a double-insulated energizer requires extreme care and knowledge of the system, and should be done only by qualified service personnel. Replacement parts for a double-insulated energizer must be identical to the parts they replace.

Tools Required

- Flathead & Phillips Screwdrivers
- Adjustable Wrench
- Wire Cutter/Stripper
- Voltage Tester

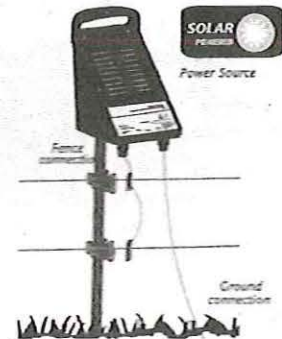
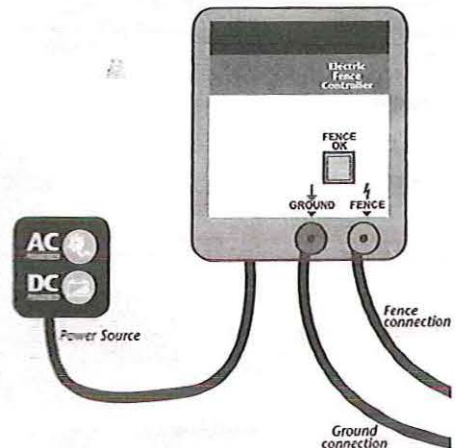
Other Required Components

- Two lengths of 20 KV insulated hook-up wire (one long enough to connect fence energizer to ground system and one long enough to connect fence energizer to fence line)
- Fence line connector or clamp
- (3) 6- to 8-foot ground rods
- Ground rod clamps—one per ground rod

- 4 -

Fence Energizer Installation

Overview of Installed Fence Energizer



- 5 - FILED²

JAN 4 2017

Missouri Public
Service Commission

Joe Aughinbaugh
8897 SW Hickory Rd.
Stewartsville, MO 64490

Joe Aughinbaugh
8897 SW Hickory Rd.
Stewartsville, MO 64490

Exhibit
44