

Summary of Tax and Straight Line Depreciaton and Deferred Taxes
1974 Vintage Property

Utility	Property Description	Tax Depr Rate	SL Depr Rate	Deferred Rate Federal	Deferred Rate State	Tax Year	Tax Depr	SL Depr	Difference	Deferred Taxes Federal	Deferred Taxes State	Deferred Taxes Total
1	49.13; Steam Production	0.00000	0.03571	0.44697	0.02762	1997	0	26,935	(26,935)	(12,039)	(744)	(12,783)
1	49.14; Trans-Distribution	0.75000	0.03333	0.44596	0.02767	1997	40,619	272,039	(231,420)	(103,205)	(6,403)	(109,608)
1	Buildings	0.03333	0.02222	0.44730	0.02760	1997	8,305	9,605	(1,300)	(581)	(36)	(617)
1	Equipment	0.00000	0.00000	0.44730	0.02760	1997	0	0	0	0	0	0
	TOTAL ELECTRIC						48,924	308,579	(259,655)	(115,825)	(7,183)	(123,008)
2	49.21; Distribution	0.30560	0.02864	0.44077	0.02801	1997	7,658	16,104	(8,446)	(3,723)	(236)	(3,959)
2	49.24; Transmission	0.00000	0.00000	0.44730	0.02760	1997	0	0	0	0	0	0
	TOTAL GAS						7,658	16,104	(8,446)	(3,723)	(236)	(3,959)
8	Buildings	0.03333	0.02222	0.44730	0.02760	1997	9,463	10,489	(1,026)	(459)	(28)	(487)
	TOTAL COMMON						9,463	10,489	(1,026)	(459)	(28)	(487)
	TOTAL 1974 VINTAGE						66,045	335,172	(269,127)	(120,007)	(7,447)	(127,454)

VINTAGE 1976 1974

Utility	Tax Class	Tax Depr Rate	SL Depr Rate	Deferred Rate Federal	Deferred Rate State	Tax Year	Tax Depr	SL Depr	Difference	Deferred Taxes Federal	Deferred Taxes State	Deferred Taxes Total	Accum Reserve Federal	Accum Reserve State	Accum Reserve Total	Declined Balance	Tax Basis	Accum Tax Depr	Accum St. Depr
1	49.13; Steam Product	0.08889	0.03571	0.447300	0.027600	1974	33,523	13,467	20,056	9,971	554	9,525	8,971	554	9,525	720,734	754,257	33,523	13,467
1	49.13; Steam Product	0.08889	0.03571	0.447300	0.027600	1975	64,066	26,935	37,131	16,609	1,025	17,634	25,580	1,579	27,159	656,668	754,257	97,589	40,402
1	49.13; Steam Product	0.09090	0.03571	0.447300	0.027600	1976	59,681	26,935	32,756	14,652	904	15,556	40,232	2,483	42,715	596,977	754,257	157,280	67,337
1	49.13; Steam Product	0.09520	0.03571	0.447300	0.027600	1977	56,832	26,935	29,897	13,373	825	14,198	53,605	3,308	56,913	540,145	754,257	214,112	94,272
1	49.13; Steam Product	0.10000	0.03571	0.447300	0.027600	1978	54,015	26,935	27,080	12,113	747	12,860	65,718	4,055	69,773	486,130	754,257	268,127	121,207
1	49.13; Steam Product	0.10530	0.03571	0.447300	0.027600	1979	51,189	26,935	24,254	10,848	669	11,518	76,567	4,724	81,291	434,941	754,257	319,316	148,142
1	49.13; Steam Product	0.11110	0.03571	0.447300	0.027600	1980	48,322	26,935	21,387	9,566	590	10,156	86,133	5,314	91,447	386,619	754,257	367,638	175,077
1	49.13; Steam Product	0.11760	0.03571	0.447300	0.027600	1981	45,466	26,935	18,531	8,289	511	8,800	94,422	5,825	100,247	341,153	754,257	413,104	202,012
1	49.13; Steam Product	0.12500	0.03571	0.447300	0.027600	1982	42,644	26,935	15,709	7,027	434	7,461	101,449	6,259	107,708	298,509	754,257	455,748	228,947
1	49.13; Steam Product	0.13330	0.03571	0.447300	0.027600	1983	39,791	26,935	12,856	5,750	355	6,105	107,199	6,614	113,813	258,718	754,257	485,539	255,882
1	49.13; Steam Product	0.14280	0.03571	0.447300	0.027600	1984	36,971	26,935	10,036	4,489	277	4,766	111,688	6,891	118,579	221,747	754,257	532,510	282,817
1	49.13; Steam Product	0.15380	0.03571	0.447300	0.027600	1985	34,105	26,935	7,170	3,207	198	3,405	114,895	7,089	121,984	187,642	754,257	566,615	309,752
1	49.13; Steam Product	0.16670	0.03571	0.447300	0.027600	1986	31,280	26,935	4,345	1,944	120	2,064	116,839	7,209	124,048	156,362	754,257	597,895	336,687
1	49.13; Steam Product	0.18180	0.03571	0.387800	0.030600	1987	28,427	26,935	1,492	579	46	625	117,418	7,255	124,673	127,935	754,257	626,322	363,622
1	49.13; Steam Product	0.20000	0.03571	0.446966	0.027617	1988	25,587	26,935	(1,348)	(603)	(37)	(640)	116,815	7,218	124,033	102,348	754,257	651,909	390,557
1	49.13; Steam Product	0.22220	0.03571	0.446966	0.027617	1989	22,742	26,935	(4,193)	(1,874)	(116)	(1,990)	114,941	7,102	122,043	79,606	754,257	674,651	417,492
1	49.13; Steam Product	0.25000	0.03571	0.446966	0.027617	1990	19,902	26,935	(7,033)	(3,144)	(194)	(3,338)	111,797	6,908	118,705	59,704	754,257	694,553	444,427
1	49.13; Steam Product	0.28570	0.03571	0.446966	0.027617	1991	17,057	26,935	(9,878)	(4,415)	(273)	(4,688)	107,382	6,635	114,017	42,647	754,257	711,610	471,362
1	49.13; Steam Product	0.33330	0.03571	0.446966	0.027617	1992	14,214	26,935	(12,721)	(5,686)	(351)	(6,037)	101,696	6,284	107,980	28,433	754,257	737,197	525,232
1	49.13; Steam Product	0.40000	0.03571	0.446966	0.027617	1993	11,373	26,935	(15,562)	(6,956)	(430)	(7,386)	94,740	5,854	100,594	17,060	754,257	754,257	498,297
1	49.13; Steam Product	0.50000	0.03571	0.446966	0.027617	1994	8,530	26,935	(18,405)	(8,226)	(508)	(8,734)	86,514	5,346	91,860	8,530	754,257	745,727	552,167
1	49.13; Steam Product	0.66670	0.03571	0.446966	0.027617	1995	5,687	26,935	(21,248)	(9,497)	(587)	(10,084)	77,017	4,759	81,776	2,843	754,257	751,414	579,102
1	49.13; Steam Product	1.00000	0.03571	0.446966	0.027617	1996	2,843	26,935	(24,092)	(10,768)	(665)	(11,433)	66,249	4,094	70,343	0	754,257	754,257	606,037
1	49.13; Steam Product	0.00000	0.03571	0.446966	0.027617	1997	0	26,935	(26,935)	(12,039)	(744)	(12,783)	54,210	3,350	57,560	0	754,257	754,257	632,972
1	49.13; Steam Product	0.00000	0.03571	0.446966	0.027617	1998	0	26,935	(26,935)	(12,039)	(744)	(12,783)	42,171	2,608	44,779	0	754,257	754,257	659,907
1	49.13; Steam Product	0.00000	0.03571	0.446966	0.027617	1999	0	26,935	(26,935)	(12,039)	(744)	(12,783)	30,132	1,862	31,994	0	754,257	754,257	686,842
1	49.13; Steam Product	0.00000	0.03571	0.446966	0.027617	2000	0	26,935	(26,935)	(12,039)	(744)	(12,783)	18,093	1,118	19,211	0	754,257	754,257	713,777
1	49.13; Steam Product	0.00000	0.03571	0.446966	0.027617	2001	0	26,935	(26,935)	(12,039)	(744)	(12,783)	6,054	374	6,428	0	754,257	754,257	740,712
1	49.13; Steam Product	0.00000	0.03571	0.446966	0.027617	2002	0	13,545	(13,545)	(6,054)	(374)	(6,428)	0	0	0	0	754,257	754,257	754,257
1	49.13; Steam Product	0.00000	0.03571	0.446966	0.027617	2003	0	0	0	0	0	0	0	0	0	0	754,257	754,257	754,257

VINTAGE 1976 1974

Utility	Tax Class	Tax Depr Rate	SL Depr Rate	Deferred Rate Federal	Deferred Rate State	Tax Year	Tax Depr	SL Depr	Difference	Deferred Taxes Federal	Deferred Taxes State	Deferred Taxes Total	Accum Reserve Federal	Accum Reserve State	Accum Reserve Total	Declined Balance	Tax Basis	Accum Tax Depr	Accum Sl Depr
1	49.14; Trans-Distrib	0.08333	0.03333	0.447300	0.027600	1974	340,083	136,033	204,050	91,272	5,632	96,904	91,272	5,632	96,904	7,821,897	8,161,312	340,083	136,033
1	49.14; Trans-Distrib	0.08333	0.03333	0.447300	0.027600	1975	651,799	272,066	379,733	169,855	10,481	180,336	261,127	16,113	277,240	7,170,098	991,882	991,882	408,098
1	49.14; Trans-Distrib	0.08510	0.03333	0.447300	0.027600	1976	610,175	272,066	338,109	151,236	9,332	160,568	412,363	25,445	437,808	6,559,923	1,602,057	1,602,057	680,165
1	49.14; Trans-Distrib	0.08880	0.03333	0.447300	0.027600	1977	582,521	272,066	310,455	138,867	8,569	147,436	551,230	34,014	585,244	5,977,402	2,184,578	2,184,578	952,231
1	49.14; Trans-Distrib	0.09300	0.03333	0.447300	0.027600	1978	555,898	272,066	283,832	126,958	7,834	134,792	678,188	41,848	720,036	5,421,504	2,740,476	2,740,476	1,224,297
1	49.14; Trans-Distrib	0.09750	0.03333	0.447300	0.027600	1979	528,597	272,066	256,531	114,746	7,080	121,826	792,334	48,928	841,862	4,892,907	3,289,073	3,289,073	1,496,363
1	49.14; Trans-Distrib	0.10250	0.03333	0.447300	0.027600	1980	501,476	272,066	229,410	102,615	6,332	108,947	896,549	55,260	950,809	4,390,763	3,770,549	3,770,549	1,768,429
1	49.14; Trans-Distrib	0.10800	0.03333	0.447300	0.027600	1981	474,205	272,039	202,166	90,429	5,580	96,009	885,978	60,840	1,046,818	3,916,558	4,244,754	4,244,754	2,040,468
1	49.14; Trans-Distrib	0.11420	0.03333	0.447300	0.027600	1982	447,001	272,039	174,962	78,261	0	0	885,978	60,840	1,046,818	3,914,195	4,247,117	4,247,117	2,042,831
1	49.14; Trans-Distrib	0.12110	0.03333	0.447300	0.027600	1983	419,877	272,039	147,838	66,128	4,829	83,090	1,084,239	65,668	1,129,908	3,914,195	4,684,118	4,684,118	2,314,870
1	49.14; Trans-Distrib	0.12890	0.03333	0.447300	0.027600	1984	392,799	272,039	120,760	54,016	4,080	70,208	1,130,367	69,749	1,200,116	3,047,317	5,113,995	5,113,995	2,896,909
1	49.14; Trans-Distrib	0.13780	0.03333	0.447300	0.027600	1985	365,793	272,039	93,754	41,986	3,333	57,349	1,184,383	73,082	1,257,465	2,654,518	5,506,794	5,506,794	2,858,948
1	49.14; Trans-Distrib	0.14790	0.03333	0.447300	0.027600	1986	338,502	272,039	66,463	29,729	2,588	44,524	1,226,319	75,670	1,301,989	2,288,725	5,872,587	5,872,587	3,130,987
1	49.14; Trans-Distrib	0.15970	0.03333	0.367800	0.030600	1987	311,451	272,039	39,412	15,284	1,834	31,563	1,256,048	77,504	1,330,552	1,950,223	6,211,089	6,211,089	3,403,026
1	49.14; Trans-Distrib	0.17360	0.03333	0.328600	0.033600	1988	284,491	272,039	12,452	4,092	1,206	16,490	1,271,332	78,710	1,350,042	1,638,772	6,822,540	6,822,540	3,675,055
1	49.14; Trans-Distrib	0.19000	0.03333	0.445964	0.027668	1989	257,313	272,039	(14,726)	(6,567)	(407)	(6,974)	1,266,857	78,721	1,347,578	1,394,281	7,064,344	7,064,344	3,947,104
1	49.14; Trans-Distrib	0.20990	0.03333	0.445964	0.027668	1990	230,254	272,039	(41,785)	(18,635)	(1,156)	(19,791)	1,250,222	77,565	1,327,787	865,714	7,294,598	7,294,598	4,491,182
1	49.14; Trans-Distrib	0.23440	0.03333	0.445964	0.027668	1991	203,158	272,039	(68,881)	(30,718)	(1,906)	(32,624)	1,219,504	75,659	1,295,163	683,556	7,497,756	7,497,756	4,763,221
1	49.14; Trans-Distrib	0.26530	0.03333	0.445964	0.027668	1992	176,041	272,039	(95,998)	(42,812)	(2,656)	(45,468)	1,176,692	73,003	1,249,695	487,515	7,673,797	7,673,797	5,035,260
1	49.14; Trans-Distrib	0.30560	0.03333	0.445964	0.027668	1993	148,985	272,039	(123,054)	(54,878)	(3,405)	(58,283)	1,121,814	69,598	1,191,412	338,530	7,822,782	7,822,782	5,307,299
1	49.14; Trans-Distrib	0.36000	0.03333	0.445964	0.027668	1994	121,871	272,039	(150,168)	(66,989)	(4,155)	(71,124)	1,054,845	65,443	1,120,288	216,659	7,944,653	7,944,653	5,579,338
1	49.14; Trans-Distrib	0.43750	0.03333	0.445964	0.027668	1995	94,788	272,039	(177,251)	(79,048)	(4,904)	(83,952)	975,797	60,539	1,036,336	121,871	8,039,441	8,039,441	5,851,377
1	49.14; Trans-Distrib	0.55560	0.03333	0.445964	0.027668	1996	67,712	272,039	(204,327)	(91,122)	(5,653)	(96,775)	884,675	54,886	939,561	54,159	8,107,153	8,107,153	6,123,416
1	49.14; Trans-Distrib	0.75000	0.03333	0.445964	0.027668	1997	40,619	272,039	(231,420)	(103,205)	(6,403)	(109,608)	781,470	48,483	829,953	13,540	8,147,772	8,147,772	6,395,455
1	49.14; Trans-Distrib	1.00000	0.03333	0.445964	0.027668	1998	13,540	272,039	(258,499)	(115,281)	(7,152)	(122,433)	666,189	41,331	707,520	0	8,161,312	8,161,312	6,857,494
1	49.14; Trans-Distrib	0.00000	0.03333	0.445964	0.027668	2000	0	272,039	(272,039)	(121,320)	(7,527)	(128,847)	544,869	33,804	578,673	0	8,161,312	8,161,312	6,839,533
1	49.14; Trans-Distrib	0.00000	0.03333	0.445964	0.027668	2001	0	272,039	(272,039)	(121,320)	(7,527)	(128,847)	423,549	28,277	449,826	0	8,161,312	8,161,312	7,211,572
1	49.14; Trans-Distrib	0.00000	0.03333	0.445964	0.027668	2002	0	272,039	(272,039)	(121,320)	(7,527)	(128,847)	302,229	18,750	320,979	0	8,161,312	8,161,312	7,483,611
1	49.14; Trans-Distrib	0.00000	0.03333	0.445964	0.027668	2003	0	272,039	(272,039)	(121,320)	(7,527)	(128,847)	180,909	11,223	192,132	0	8,161,312	8,161,312	7,755,650
1	49.14; Trans-Distrib	0.00000	0.03333	0.445964	0.027668	2004	0	272,039	(272,039)	(121,320)	(7,527)	(128,847)	59,589	3,686	63,285	0	8,161,312	8,161,312	8,027,869
1	49.14; Trans-Distrib	0.00000	0.03333	0.445964	0.027668	2004	0	133,623	(133,623)	(59,591)	(3,697)	(63,288)	0	(1)	(3)	0	8,161,312	8,161,312	8,161,312
										(2)		(1)		(3)					
										8,161,312		8,161,312							

VINTAGE 1975 1974

Utility	Tax Class	Tax Depr Rate	SL Depr Rate	Deferred Rate Federal	Deferred Rate State	Tax Rate	Tax Depr	SL Depr	Difference	Deferred Taxes Federal	Deferred Taxes State	Deferred Taxes Total	Accum Reserve Federal	Accum Reserve State	Accum Reserve Total	Declined Balance	Tax Basis	Accum Tax Depr	Accum St. Depr
1	Buildings	0.04444	0.02222	0.447300	0.027600	1974	9,605	4,803	4,802	2,148	133	2,281	2,148	133	2,281	422,665	432,270	9,605	4,803
1	Buildings	0.04444	0.02222	0.447300	0.027600	1975	18,783	9,605	9,178	4,105	253	4,358	6,253	386	6,639	403,882	432,270	28,388	14,408
1	Buildings	0.04490	0.02222	0.447300	0.027600	1976	18,134	9,605	8,529	3,815	235	4,050	10,068	621	10,689	385,748	432,270	46,522	24,013
1	Buildings	0.04600	0.02222	0.447300	0.027600	1977	17,744	9,605	8,139	3,641	225	3,866	13,709	846	14,555	368,004	432,270	64,266	33,618
1	Buildings	0.03333	0.02222	0.447300	0.027600	1978	12,266	9,605	2,661	1,907	73	1,263	14,899	919	15,818	355,738	432,270	76,532	43,223
1	Buildings	0.03333	0.02222	0.447300	0.027600	1980	11,857	9,605	2,252	1,007	62	1,069	15,906	981	16,887	343,881	432,270	88,389	52,826
1	Buildings	0.03333	0.02222	0.447300	0.027600	1981	11,462	9,605	1,857	831	51	882	16,737	1,032	17,769	332,419	432,270	99,851	62,433
1	Buildings	0.03333	0.02222	0.447300	0.027600	1982	11,080	9,605	1,475	660	41	701	17,397	1,073	18,470	321,339	432,270	110,931	72,038
1	Buildings	0.03333	0.02222	0.447300	0.027600	1983	10,353	9,605	1,105	494	30	524	17,891	1,103	18,994	310,629	432,270	121,641	81,643
1	Buildings	0.03333	0.02222	0.447300	0.027600	1984	10,008	9,605	748	335	21	356	18,226	1,124	19,350	300,276	432,270	131,994	91,248
1	Buildings	0.03333	0.02222	0.447300	0.027600	1985	9,675	9,605	403	180	11	191	18,406	1,135	19,541	290,268	432,270	142,002	100,853
1	Buildings	0.03333	0.02222	0.447300	0.027600	1985	9,675	9,605	70	31	2	33	18,437	1,137	19,574	280,593	432,270	151,677	110,458
1	Buildings	0.03333	0.02222	0.447300	0.027600	1986	9,352	9,605	(253)	(113)	(7)	(120)	18,324	1,130	19,454	271,241	432,270	161,029	120,063
1	Buildings	0.03333	0.02222	0.447300	0.027600	1987	9,040	9,605	(565)	(253)	(16)	(269)	18,071	1,114	19,185	262,201	432,270	170,068	129,668
1	Buildings	0.03333	0.02222	0.447300	0.027600	1989	8,448	9,605	(866)	(387)	(24)	(411)	17,884	1,090	18,774	253,462	432,270	178,808	139,273
1	Buildings	0.03333	0.02222	0.447300	0.027600	1989	8,305	9,605	(1,300)	(518)	(32)	(550)	17,166	1,058	18,224	245,014	432,270	187,256	148,878
1	Buildings	0.03333	0.02222	0.447300	0.027600	1991	8,305	9,605	(1,300)	(581)	(36)	(617)	16,585	1,022	17,607	236,709	432,270	195,561	158,483
1	Buildings	0.03333	0.02222	0.447300	0.027600	1992	8,305	9,605	(1,300)	(581)	(36)	(617)	15,423	960	16,383	228,404	432,270	203,866	168,088
1	Buildings	0.03333	0.02222	0.447300	0.027600	1993	8,305	9,605	(1,300)	(581)	(36)	(617)	14,842	914	15,756	221,794	432,270	212,171	177,593
1	Buildings	0.03333	0.02222	0.447300	0.027600	1995	8,305	9,605	(1,300)	(581)	(36)	(617)	14,261	878	15,135	213,489	432,270	220,476	186,903
1	Buildings	0.03333	0.02222	0.447300	0.027600	1996	8,305	9,605	(1,300)	(581)	(36)	(617)	13,680	842	14,522	195,184	432,270	237,086	206,508
1	Buildings	0.03333	0.02222	0.447300	0.027600	1998	8,305	9,605	(1,300)	(581)	(36)	(617)	13,099	806	13,905	186,879	432,270	245,391	216,113
1	Buildings	0.03333	0.02222	0.447300	0.027600	1999	8,305	9,605	(1,300)	(581)	(36)	(617)	12,518	770	13,288	178,574	432,270	253,696	225,718
1	Buildings	0.03333	0.02222	0.447300	0.027600	2000	8,305	9,605	(1,300)	(581)	(36)	(617)	11,937	734	12,671	170,269	432,270	262,001	235,323
1	Buildings	0.03333	0.02222	0.447300	0.027600	2001	8,305	9,605	(1,300)	(581)	(36)	(617)	11,356	698	12,054	161,964	432,270	270,306	244,928
1	Buildings	0.03333	0.02222	0.447300	0.027600	2002	8,305	9,605	(1,300)	(581)	(36)	(617)	10,775	662	11,437	153,659	432,270	278,611	254,533
1	Buildings	0.03333	0.02222	0.447300	0.027600	2003	8,305	9,605	(1,300)	(581)	(36)	(617)	10,194	626	10,820	145,354	432,270	286,916	264,138
1	Buildings	0.03333	0.02222	0.447300	0.027600	2004	8,305	9,605	(1,300)	(581)	(36)	(617)	9,613	590	10,203	137,049	432,270	295,221	273,743
1	Buildings	0.03333	0.02222	0.447300	0.027600	2004	8,305	9,605	(1,300)	(581)	(36)	(617)	9,032	554	9,586	128,744	432,270	303,526	283,348
1	Buildings	0.03333	0.02222	0.447300	0.027600	2005	8,305	9,605	(1,300)	(581)	(36)	(617)	8,451	518	8,969	120,439	432,270	311,831	292,953
1	Buildings	0.03333	0.02222	0.447300	0.027600	2006	8,305	9,605	(1,300)	(581)	(36)	(617)	7,870	482	8,352	112,134	432,270	320,136	302,558
1	Buildings	0.03333	0.02222	0.447300	0.027600	2007	8,305	9,605	(1,300)	(581)	(36)	(617)	7,289	446	7,735	103,829	432,270	328,441	312,163
1	Buildings	0.03333	0.02222	0.447300	0.027600	2008	8,305	9,605	(1,300)	(581)	(36)	(617)	6,708	410	7,118	95,524	432,270	336,746	321,768
1	Buildings	0.03333	0.02222	0.447300	0.027600	2008	8,305	9,605	(1,300)	(581)	(36)	(617)	6,127	374	6,501	87,219	432,270	345,051	331,373
1	Buildings	0.03333	0.02222	0.447300	0.027600	2009	8,305	9,605	(1,300)	(581)	(36)	(617)	5,546	338	5,884	78,914	432,270	353,356	340,978
1	Buildings	0.03333	0.02222	0.447300	0.027600	2010	8,305	9,605	(1,300)	(581)	(36)	(617)	4,965	302	5,267	70,609	432,270	361,661	350,583
1	Buildings	0.03333	0.02222	0.447300	0.027600	2011	8,305	9,605	(1,300)	(581)	(36)	(617)	4,384	266	4,650	62,304	432,270	369,966	360,188
1	Buildings	0.03333	0.02222	0.447300	0.027600	2012	8,305	9,605	(1,300)	(581)	(36)	(617)	3,803	230	4,033	53,999	432,270	378,271	369,793
1	Buildings	0.03333	0.02222	0.447300	0.027600	2013	8,305	9,605	(1,300)	(581)	(36)	(617)	3,222	194	3,416	45,694	432,270	386,576	379,398
1	Buildings	0.03333	0.02222	0.447300	0.027600	2014	8,305	9,605	(1,300)	(581)	(36)	(617)	2,641	158	2,799	37,389	432,270	394,881	389,003
1	Buildings	0.03333	0.02222	0.447300	0.027600	2015	8,305	9,605	(1,300)	(581)	(36)	(617)	2,060	122	2,182	29,084	432,270	403,186	398,608
1	Buildings	0.03333	0.02222	0.447300	0.027600	2016	8,305	9,605	(1,300)	(581)	(36)	(617)	1,479	86	1,565	20,779	432,270	411,491	408,213
1	Buildings	0.03333	0.02222	0.447300	0.027600	2017	8,305	9,605	(1,300)	(581)	(36)	(617)	898	50	948	12,474	432,270	419,796	417,818
1	Buildings	0.03333	0.02222	0.447300	0.027600	2016	8,305	9,605	(1,300)	(581)	(36)	(617)	331	14	331	4,169	432,270	428,101	427,423

VINTAGE 1975 1974

Utility	Tax Class	Tax Depr Rate	SL Depr Rate	Deferred Rate Federal	Deferred Rate State	Tax Year	Tax Depr	SL Depr	Difference	Deferred Taxes Federal	Deferred Taxes State	Deferred Taxes Total	Accum Reserve Federal	Accum Reserve State	Accum Reserve Total	Declined Balance	Tax Basis	Accum Tax Depr	Accum SL Depr	
1	Buildings	0.03333	0.02222	0.447300	0.027600	2019	4,169	4,847	(678)	(303)	(19)	(322)	14	(5)	9	0	0	432,270	432,270	
							432,270	432,270	0	14	(5)	9								

VINTAGE 1975-1974

Utility	Tax Class	Tax Depr Rate	SL Depr Rate	Deferred Rate Federal	Deferred Rate State	Tax Year	Tax Depr	SL Depr	Difference	Deferred Taxes Federal	Deferred Taxes State	Deferred Taxes Total	Accum Reserve Federal	Accum Reserve State	Accum Reserve Total	Declined Balance	Tax Basis	Accum Tax Depr	Accum SL Depr
1	Equipment	0.16667	0.08333	0.447300	0.027600	1974	6,254	3,127	1,399	86	1,485	1,485	1,399	86	1,485	66,789	75,043	6,254	3,127
1	Equipment	0.16667	0.08333	0.447300	0.027600	1975	11,465	5,212	2,331	144	2,475	2,475	3,730	230	3,960	57,324	75,043	17,719	9,360
1	Equipment	0.16667	0.08333	0.447300	0.027600	1976	9,554	3,301	1,477	91	1,568	1,568	5,207	321	5,528	47,770	75,043	27,273	15,633
1	Equipment	0.16667	0.08333	0.447300	0.027600	1977	7,962	1,708	764	47	811	811	5,971	368	6,339	39,808	75,043	35,235	21,866
1	Equipment	0.16667	0.08333	0.447300	0.027600	1978	6,635	382	171	11	182	182	6,142	379	6,521	33,173	75,043	41,870	28,139
1	Equipment	0.16667	0.08333	0.447300	0.027600	1979	5,529	(724)	(324)	(20)	(344)	(344)	5,818	359	6,177	27,644	75,043	47,389	34,352
1	Equipment	0.18182	0.08333	0.447300	0.027600	1980	4,607	(1,646)	(736)	(45)	(781)	(781)	5,082	314	5,396	23,037	75,043	52,006	40,645
1	Equipment	0.22222	0.08333	0.447300	0.027600	1981	4,189	(2,064)	(923)	(57)	(980)	(980)	4,159	257	4,416	18,848	75,043	56,195	46,898
1	Equipment	0.28571	0.08333	0.447300	0.027600	1982	4,188	(2,065)	(923)	(57)	(980)	(980)	3,235	200	3,435	14,660	75,043	60,383	53,151
1	Equipment	0.40000	0.08333	0.447300	0.027600	1983	4,189	(2,064)	(923)	(57)	(980)	(980)	2,312	143	2,455	10,471	75,043	64,572	59,404
1	Equipment	0.66667	0.08333	0.447300	0.027600	1984	4,188	(2,064)	(923)	(57)	(980)	(980)	1,388	86	1,474	6,283	75,043	68,760	65,657
1	Equipment	1.00000	0.08333	0.447300	0.027600	1985	2,084	(1,039)	(465)	(29)	(494)	(494)	465	29	494	2,094	75,043	72,949	71,910
1	Equipment	0.00000	0.00000	0.447300	0.027600	1987	0	0	0	0	0	0	0	0	0	0	75,043	75,043	75,043
1	Equipment	0.00000	0.00000	0.447300	0.027600	1988	0	0	0	0	0	0	0	0	0	0	75,043	75,043	75,043
1	Equipment	0.00000	0.00000	0.447300	0.027600	1989	0	0	0	0	0	0	0	0	0	0	75,043	75,043	75,043
1	Equipment	0.00000	0.00000	0.447300	0.027600	1990	0	0	0	0	0	0	0	0	0	0	75,043	75,043	75,043
1	Equipment	0.00000	0.00000	0.447300	0.027600	1991	0	0	0	0	0	0	0	0	0	0	75,043	75,043	75,043
1	Equipment	0.00000	0.00000	0.447300	0.027600	1992	0	0	0	0	0	0	0	0	0	0	75,043	75,043	75,043
1	Equipment	0.00000	0.00000	0.447300	0.027600	1993	0	0	0	0	0	0	0	0	0	0	75,043	75,043	75,043
1	Equipment	0.00000	0.00000	0.447300	0.027600	1994	0	0	0	0	0	0	0	0	0	0	75,043	75,043	75,043
1	Equipment	0.00000	0.00000	0.447300	0.027600	1995	0	0	0	0	0	0	0	0	0	0	75,043	75,043	75,043
1	Equipment	0.00000	0.00000	0.447300	0.027600	1996	0	0	0	0	0	0	0	0	0	0	75,043	75,043	75,043
1	Equipment	0.00000	0.00000	0.447300	0.027600	1997	0	0	0	0	0	0	0	0	0	0	75,043	75,043	75,043
1	Equipment	0.00000	0.00000	0.447300	0.027600	1998	0	0	0	0	0	0	0	0	0	0	75,043	75,043	75,043
1	Equipment	0.00000	0.00000	0.447300	0.027600	1998	0	0	0	0	0	0	0	0	0	0	75,043	75,043	75,043
1	Equipment	0.00000	0.00000	0.447300	0.027600	1999	0	0	0	0	0	0	0	0	0	0	75,043	75,043	75,043
							75,043	75,043	0	0	0	0	0	0	0				

VINTAGE 1975-1974

Utility	Tax Class	Tax Depr Rate	SL Depr Rate	Deferred Rate Federal	Deferred Rate State	Tax Year	Tax Depr	SL Depr	Difference	Deferred Taxes Federal	Deferred Taxes State	Deferred Taxes Total	Accum Reserve Federal	Accum Reserve State	Accum Reserve Total	Declined Balance	Tax Basis	Accum Tax Depr	Accum SL Depr
2	49.21; Distribution	0.07143	#####	0.447300	0.027600	1974	20,086	8,034	12,052	5,391	333	5,724	5,391	333	5,724	542,303	552,389	20,086	8,034
2	49.21; Distribution	0.07143	#####	0.447300	0.027600	1975	38,737	16,067	22,670	10,140	626	10,766	5,391	959	16,490	503,566	58,823	58,823	24,101
2	49.21; Distribution	0.07270	#####	0.447300	0.027600	1976	36,609	16,067	20,542	9,188	567	9,755	15,311	1,526	26,245	466,957	95,432	95,432	40,168
2	49.21; Distribution	0.07540	#####	0.447300	0.027600	1977	35,209	16,067	19,142	8,562	528	9,090	33,281	2,054	35,335	431,748	130,641	130,641	56,235
2	49.21; Distribution	0.07840	#####	0.447300	0.027600	1978	32,849	16,067	17,782	7,954	491	8,445	41,235	2,545	43,780	397,899	164,490	164,490	72,302
2	49.21; Distribution	0.08160	#####	0.447300	0.027600	1979	32,469	16,067	16,402	7,337	453	7,790	48,572	2,988	51,570	365,430	196,959	196,959	86,369
2	49.21; Distribution	0.08510	#####	0.447300	0.027600	1980	29,880	15,583	14,297	6,395	395	6,790	54,967	3,383	58,360	335,560	226,839	226,839	103,952
2	49.21; Distribution	0.08880	#####	0.447300	0.027600	1981	28,528	15,583	12,943	5,789	357	6,146	60,756	3,750	64,506	307,024	255,365	255,365	119,535
2	49.21; Distribution	0.09370	#####	0.447300	0.027600	1982	28,553	16,104	12,449	5,569	344	5,912	66,324	4,094	70,418	278,471	283,918	283,918	135,639
2	49.21; Distribution	0.09750	#####	0.447300	0.027600	1983	27,151	16,104	11,047	4,941	305	5,246	71,265	4,389	75,664	251,320	311,069	311,069	151,743
2	49.21; Distribution	0.10250	#####	0.447300	0.027600	1984	25,780	16,104	9,686	4,319	267	4,986	75,584	4,666	80,250	225,560	336,829	336,829	167,847
2	49.21; Distribution	0.10800	#####	0.447300	0.027600	1985	24,360	16,104	8,256	3,693	228	3,921	79,277	4,894	84,171	201,200	361,189	361,189	183,951
2	49.21; Distribution	0.11420	#####	0.447300	0.027600	1986	22,977	16,104	6,873	3,074	190	3,264	82,351	5,084	87,435	178,223	384,166	384,166	200,055
2	49.21; Distribution	0.12110	#####	0.387800	0.030600	1987	21,583	16,104	5,479	2,125	168	2,293	84,476	5,252	89,728	156,640	405,749	405,749	216,159
2	49.21; Distribution	0.12890	#####	0.328600	0.033600	1988	20,191	16,104	4,087	1,343	137	1,480	85,619	5,389	91,008	136,449	425,940	425,940	232,263
2	49.21; Distribution	0.13780	#####	0.328600	0.033600	1989	18,803	16,104	2,699	887	91	978	86,708	5,460	92,166	117,646	444,743	444,743	248,367
2	49.21; Distribution	0.14790	#####	0.325100	0.043900	1990	17,400	16,104	1,296	421	57	478	87,127	5,537	92,664	100,246	462,143	462,143	264,471
2	49.21; Distribution	0.15970	#####	0.440766	0.028011	1991	16,009	16,104	(95)	(31)	(3)	(34)	87,096	5,534	92,630	84,237	478,152	478,152	280,575
2	49.21; Distribution	0.17360	#####	0.440766	0.028011	1992	14,624	16,104	(1,480)	(652)	(41)	(693)	86,444	5,493	91,937	69,613	492,776	492,776	296,679
2	49.21; Distribution	0.19000	#####	0.440766	0.028011	1993	13,226	16,104	(2,878)	(1,269)	(80)	(1,349)	85,175	5,413	90,588	56,387	506,002	506,002	312,783
2	49.21; Distribution	0.20990	#####	0.440766	0.028011	1995	11,836	16,104	(4,268)	(1,881)	(119)	(2,000)	83,294	5,294	88,588	44,551	517,838	517,838	328,887
2	49.21; Distribution	0.23440	#####	0.440766	0.028011	1995	10,443	16,104	(5,661)	(2,495)	(168)	(2,653)	80,799	5,136	85,935	34,108	528,281	528,281	344,991
2	49.21; Distribution	0.26530	#####	0.440766	0.028011	1996	9,049	16,104	(7,055)	(3,110)	(197)	(3,307)	77,689	4,939	82,628	25,059	537,330	537,330	361,095
2	49.21; Distribution	0.30560	#####	0.440766	0.028011	1997	7,658	16,104	(8,446)	(4,337)	(236)	(3,959)	73,669	4,703	78,669	17,401	544,988	544,988	377,199
2	49.21; Distribution	0.36000	#####	0.440766	0.028011	1998	6,264	16,104	(9,840)	(4,951)	(275)	(4,612)	69,628	4,428	74,057	11,137	551,252	551,252	393,303
2	49.21; Distribution	0.43750	#####	0.440766	0.028011	1998	4,872	16,104	(11,232)	(4,951)	(313)	(5,264)	64,678	4,115	68,793	6,265	556,124	556,124	409,407
2	49.21; Distribution	0.55560	#####	0.440766	0.028011	2000	3,481	16,104	(12,623)	(5,564)	(352)	(6,569)	59,114	3,763	62,877	2,784	559,605	559,605	425,511
2	49.21; Distribution	0.75000	#####	0.440766	0.028011	2001	2,088	16,104	(14,016)	(6,178)	(391)	(6,569)	52,936	3,372	56,308	696	561,693	561,693	441,615
2	49.21; Distribution	1.00000	#####	0.440766	0.028011	2002	696	16,104	(15,408)	(6,792)	(430)	(7,222)	46,144	2,942	49,086	0	457,719	457,719	352,389
2	49.21; Distribution	0.00000	#####	0.440766	0.028011	2003	0	16,104	(16,104)	(7,099)	(449)	(7,548)	39,045	2,493	41,538	0	562,389	562,389	473,823
2	49.21; Distribution	0.00000	#####	0.440766	0.028011	2004	0	16,104	(16,104)	(7,099)	(449)	(7,548)	31,946	2,044	33,990	0	562,389	562,389	489,927
2	49.21; Distribution	0.00000	#####	0.440766	0.028011	2005	0	16,104	(16,104)	(7,099)	(449)	(7,548)	24,847	1,595	26,442	0	562,389	562,389	506,031
2	49.21; Distribution	0.00000	#####	0.440766	0.028011	2006	0	16,104	(16,104)	(7,099)	(449)	(7,548)	17,748	1,146	18,994	0	562,389	562,389	522,135
2	49.21; Distribution	0.00000	#####	0.440766	0.028011	2007	0	16,104	(16,104)	(7,099)	(449)	(7,548)	10,649	697	11,346	0	562,389	562,389	538,239
2	49.21; Distribution	0.00000	#####	0.440766	0.028011	2008	0	16,104	(16,104)	(7,099)	(449)	(7,548)	3,550	248	3,798	0	562,389	562,389	554,343
2	49.21; Distribution	0.00000	#####	0.440766	0.028011	2009	0	8,046	(8,046)	(3,544)	(224)	(3,771)	3	24	27	0	562,389	562,389	562,389
										3	24	27				562,389	562,389		

VINTAGE 1974

Utility	Tax Class	Tax Depr Rate	SL Depr Rate	Deferred Rate Federal	Deferred Rate State	Tax Year	Tax Depr	SL Depr	Difference	Deferred Taxes Federal	Deferred Taxes State	Deferred Taxes Total	Accum Reserve Federal	Accum Reserve State	Accum Reserve Total	Declined Balance	Tax Basis	Accum Tax Depr	Accum SL Depr
2	49.24; Transmission	0.11429	#####	0.447300	0.027600	1974	1,580	628	952	426	26	452	426	26	452	26,067	27,647	1,580	628
2	49.24; Transmission	0.11760	#####	0.447300	0.027600	1975	2,979	1,257	1,722	770	48	818	1,196	74	1,270	23,088	27,647	4,559	1,885
2	49.24; Transmission	0.12500	#####	0.447300	0.027600	1976	2,715	1,257	1,458	652	40	692	1,848	114	1,962	20,373	27,647	7,274	3,142
2	49.24; Transmission	0.13330	#####	0.447300	0.027600	1977	2,547	1,257	1,290	577	36	613	2,425	150	2,575	17,826	27,647	9,821	4,399
2	49.24; Transmission	0.14290	#####	0.447300	0.027600	1978	2,376	1,257	1,119	501	31	532	2,926	181	3,107	15,450	27,647	12,197	5,656
2	49.24; Transmission	0.15380	#####	0.447300	0.027600	1979	2,208	1,257	951	425	26	451	3,351	207	3,558	13,242	27,647	14,405	6,913
2	49.24; Transmission	0.16670	#####	0.447300	0.027600	1980	2,037	1,257	780	349	22	371	3,700	229	3,929	11,205	27,647	16,442	8,170
2	49.24; Transmission	0.18180	#####	0.447300	0.027600	1981	1,868	1,257	611	273	17	290	4,170	246	4,416	9,337	27,647	18,310	9,427
2	49.24; Transmission	0.20000	#####	0.447300	0.027600	1982	1,698	1,257	441	197	12	209	4,604	258	4,862	7,639	27,647	20,008	10,684
2	49.24; Transmission	0.22220	#####	0.447300	0.027600	1983	1,528	1,257	271	121	7	128	4,921	265	5,186	6,111	27,647	21,538	11,941
2	49.24; Transmission	0.25000	#####	0.447300	0.027600	1984	1,358	1,257	101	45	3	48	4,306	268	4,574	4,753	27,647	22,894	13,198
2	49.24; Transmission	0.28570	#####	0.447300	0.027600	1985	1,189	1,257	(68)	(30)	(2)	(32)	4,199	266	4,465	3,564	27,647	24,083	14,455
2	49.24; Transmission	0.33330	#####	0.447300	0.027600	1986	1,018	1,257	(239)	(107)	(7)	(114)	4,017	259	4,276	2,546	27,647	25,101	15,712
2	49.24; Transmission	0.40000	#####	0.447300	0.027600	1987	849	1,257	(408)	(182)	(16)	(193)	3,758	248	4,006	1,697	27,647	26,950	16,969
2	49.24; Transmission	0.50000	#####	0.447300	0.027600	1988	679	1,257	(578)	(259)	(16)	(275)	3,423	232	3,655	1,018	27,647	28,629	18,226
2	49.24; Transmission	0.66670	#####	0.447300	0.027600	1989	509	1,257	(748)	(335)	(21)	(356)	3,012	211	3,223	509	27,647	27,138	19,483
2	49.24; Transmission	1.00000	#####	0.447300	0.027600	1990	339	1,257	(916)	(411)	(25)	(436)	2,526	186	2,712	170	27,647	27,477	20,740
2	49.24; Transmission	0.00000	#####	0.447300	0.027600	1991	170	1,257	(1,087)	(486)	(30)	(516)	1,964	156	2,120	0	27,647	27,647	21,997
2	49.24; Transmission	0.00000	#####	0.447300	0.027600	1992	0	1,257	(1,257)	(562)	(35)	(597)	1,402	121	1,523	0	27,647	27,647	23,254
2	49.24; Transmission	0.00000	#####	0.447300	0.027600	1993	0	1,257	(1,257)	(562)	(35)	(597)	840	86	926	0	27,647	27,647	24,511
2	49.24; Transmission	0.00000	#####	0.447300	0.027600	1994	0	1,257	(1,257)	(562)	(35)	(597)	278	16	294	0	27,647	27,647	25,768
2	49.24; Transmission	0.00000	#####	0.447300	0.027600	1995	0	1,257	(1,257)	(562)	(35)	(597)	0	0	0	0	27,647	27,647	27,025
2	49.24; Transmission	0.00000	#####	0.447300	0.027600	1996	0	622	(622)	(278)	(17)	(295)	0	0	0	0	27,647	27,647	27,647
2	49.24; Transmission	0.00000	#####	0.447300	0.027600	1997	0	0	0	0	0	0	0	0	0	0	27,647	27,647	27,647
2	49.24; Transmission	0.00000	#####	0.447300	0.027600	1998	0	0	0	0	0	0	0	0	0	0	27,647	27,647	27,647
2	49.24; Transmission	0.00000	#####	0.447300	0.027600	1999	0	0	0	0	0	0	0	0	0	0	27,647	27,647	27,647
2	49.24; Transmission	0.00000	#####	0.447300	0.027600	1999	27,647	27,647	0	0	0	(1)	0	(1)	(1)	0	27,647	27,647	27,647

VINTAGE 1975-1974

Utility	Tax Class	Tax Depr Rate	SI Depr Rate	Deferred Rate Federal	Deferred Rate State	Tax Year	Tax Depr	SL Depr	Difference	Deferred Taxes Federal	Deferred Taxes State	Deferred Taxes Total	Accum Reserve Federal	Accum Reserve State	Accum Reserve Total	Declined Balance	Tax Basis	Accum Tax Depr	Accum SI Depr
8	Buildings	0.03333	0.02222	0.447300	0.027600	1974	7,867	5,244	2,623	1,173	72	1,245	1,173	72	1,245	464,177	472,044	7,867	5,244
8	Buildings	0.03333	0.02222	0.447300	0.027600	1975	15,471	10,489	4,982	2,228	138	2,366	3,401	210	3,611	448,706	472,044	23,338	15,733
8	Buildings	0.03333	0.02222	0.447300	0.027600	1976	14,955	10,489	4,466	1,998	123	2,121	5,399	333	5,732	433,751	472,044	38,293	26,222
8	Buildings	0.03333	0.02222	0.447300	0.027600	1977	14,457	10,489	3,968	1,775	110	1,885	7,174	443	7,617	419,294	472,044	52,750	36,711
8	Buildings	0.03333	0.02222	0.447300	0.027600	1978	13,975	10,489	3,486	1,559	96	1,655	8,733	539	9,272	405,319	472,044	66,725	47,200
8	Buildings	0.03333	0.02222	0.447300	0.027600	1979	13,509	10,489	3,020	1,351	83	1,434	10,084	622	10,706	391,810	472,044	80,234	57,689
8	Buildings	0.03333	0.02222	0.447300	0.027600	1980	13,059	10,489	2,570	1,150	71	1,221	11,234	693	11,927	378,751	472,044	93,293	68,178
8	Buildings	0.03333	0.02222	0.447300	0.027600	1981	12,624	10,489	2,135	955	59	1,014	12,189	752	12,941	366,127	472,044	105,917	78,667
8	Buildings	0.03333	0.02222	0.447300	0.027600	1982	12,203	10,489	1,714	767	47	814	12,956	799	13,755	353,924	472,044	118,120	89,156
8	Buildings	0.03333	0.02222	0.447300	0.027600	1983	11,796	10,489	1,307	585	36	621	13,541	835	14,376	342,128	472,044	129,916	99,645
8	Buildings	0.03333	0.02222	0.447300	0.027600	1984	11,403	10,489	914	409	25	434	13,950	860	14,810	330,725	472,044	141,319	110,134
8	Buildings	0.03333	0.02222	0.447300	0.027600	1985	11,023	10,489	534	239	15	254	14,189	875	15,064	319,702	472,044	152,342	120,623
8	Buildings	0.03333	0.02222	0.447300	0.027600	1986	10,656	10,489	167	75	5	80	14,264	880	15,144	309,046	472,044	162,988	131,112
8	Buildings	0.03333	0.02222	0.447300	0.027600	1987	10,301	10,489	(188)	(84)	(5)	(89)	14,180	875	15,055	298,745	472,044	173,299	141,601
8	Buildings	0.03333	0.02222	0.447300	0.027600	1988	9,957	10,489	(532)	(238)	(15)	(253)	13,942	860	14,802	288,788	472,044	183,256	152,090
8	Buildings	0.03333	0.02222	0.447300	0.027600	1989	9,625	10,489	(864)	(386)	(24)	(410)	13,556	836	14,392	279,163	472,044	192,881	162,579
8	Buildings	0.03333	0.02222	0.447300	0.027600	1990	9,463	10,489	(459)	(459)	(28)	(487)	13,097	808	13,905	269,700	472,044	202,344	173,068
8	Buildings	0.03333	0.02222	0.447300	0.027600	1991	9,463	10,489	(459)	(459)	(28)	(487)	12,638	780	13,418	260,237	472,044	211,807	183,557
8	Buildings	0.03333	0.02222	0.447300	0.027600	1992	9,463	10,489	(459)	(459)	(28)	(487)	12,179	752	12,931	250,774	472,044	221,270	194,046
8	Buildings	0.03333	0.02222	0.447300	0.027600	1993	9,463	10,489	(459)	(459)	(28)	(487)	11,720	724	12,444	241,311	472,044	230,733	204,535
8	Buildings	0.03333	0.02222	0.447300	0.027600	1994	9,463	10,489	(459)	(459)	(28)	(487)	11,261	696	11,957	231,848	472,044	240,196	215,024
8	Buildings	0.03333	0.02222	0.447300	0.027600	1995	9,463	10,489	(459)	(459)	(28)	(487)	10,802	668	11,470	222,385	472,044	249,659	225,513
8	Buildings	0.03333	0.02222	0.447300	0.027600	1996	9,463	10,489	(459)	(459)	(28)	(487)	10,343	640	10,983	212,922	472,044	259,122	236,002
8	Buildings	0.03333	0.02222	0.447300	0.027600	1997	9,463	10,489	(459)	(459)	(28)	(487)	9,884	612	10,496	203,459	472,044	268,585	246,491
8	Buildings	0.03333	0.02222	0.447300	0.027600	1998	9,463	10,489	(459)	(459)	(28)	(487)	9,425	584	10,009	193,996	472,044	278,048	256,980
8	Buildings	0.03333	0.02222	0.447300	0.027600	1999	9,463	10,489	(459)	(459)	(28)	(487)	8,966	556	9,522	184,533	472,044	287,511	267,469
8	Buildings	0.03333	0.02222	0.447300	0.027600	2000	9,463	10,489	(459)	(459)	(28)	(487)	8,507	528	9,035	175,070	472,044	296,974	277,958
8	Buildings	0.03333	0.02222	0.447300	0.027600	2001	9,463	10,489	(459)	(459)	(28)	(487)	8,048	500	8,548	165,607	472,044	306,437	288,447
8	Buildings	0.03333	0.02222	0.447300	0.027600	2002	9,463	10,489	(459)	(459)	(28)	(487)	7,589	472	8,061	156,144	472,044	316,900	298,936
8	Buildings	0.03333	0.02222	0.447300	0.027600	2003	9,463	10,489	(459)	(459)	(28)	(487)	7,130	444	7,574	146,681	472,044	326,363	309,425
8	Buildings	0.03333	0.02222	0.447300	0.027600	2004	9,463	10,489	(459)	(459)	(28)	(487)	6,671	416	7,087	137,218	472,044	334,826	319,914
8	Buildings	0.03333	0.02222	0.447300	0.027600	2005	9,463	10,489	(459)	(459)	(28)	(487)	6,212	388	6,600	127,755	472,044	344,289	330,403
8	Buildings	0.03333	0.02222	0.447300	0.027600	2006	9,463	10,489	(459)	(459)	(28)	(487)	5,753	360	6,113	118,292	472,044	353,752	340,892
8	Buildings	0.03333	0.02222	0.447300	0.027600	2007	9,463	10,489	(459)	(459)	(28)	(487)	5,294	332	5,626	108,829	472,044	363,215	351,381
8	Buildings	0.03333	0.02222	0.447300	0.027600	2008	9,463	10,489	(459)	(459)	(28)	(487)	4,835	304	5,139	99,366	472,044	372,678	361,870
8	Buildings	0.03333	0.02222	0.447300	0.027600	2009	9,463	10,489	(459)	(459)	(28)	(487)	4,376	276	4,652	89,903	472,044	382,141	372,359
8	Buildings	0.03333	0.02222	0.447300	0.027600	2010	9,463	10,489	(459)	(459)	(28)	(487)	3,917	248	4,165	80,440	472,044	391,604	382,848
8	Buildings	0.03333	0.02222	0.447300	0.027600	2011	9,463	10,489	(459)	(459)	(28)	(487)	3,458	220	3,678	70,977	472,044	401,067	393,337
8	Buildings	0.03333	0.02222	0.447300	0.027600	2012	9,463	10,489	(459)	(459)	(28)	(487)	2,999	192	3,191	61,514	472,044	410,530	403,826
8	Buildings	0.03333	0.02222	0.447300	0.027600	2013	9,463	10,489	(459)	(459)	(28)	(487)	2,540	164	2,704	52,051	472,044	419,993	414,315
8	Buildings	0.03333	0.02222	0.447300	0.027600	2014	9,463	10,489	(459)	(459)	(28)	(487)	2,081	136	2,217	42,588	472,044	429,456	424,804
8	Buildings	0.03333	0.02222	0.447300	0.027600	2015	9,463	10,489	(459)	(459)	(28)	(487)	1,622	108	1,730	33,125	472,044	438,919	435,293
8	Buildings	0.03333	0.02222	0.447300	0.027600	2016	9,463	10,489	(459)	(459)	(28)	(487)	1,163	80	1,243	23,662	472,044	448,382	445,782
8	Buildings	0.03333	0.02222	0.447300	0.027600	2017	9,463	10,489	(459)	(459)	(28)	(487)	704	52	756	14,199	472,044	457,845	457,271
8	Buildings	0.03333	0.02222	0.447300	0.027600	2018	9,463	10,489	(459)	(459)	(28)	(487)	245	24	269	4,736	472,044	467,308	466,760

VINTAGE 1975 1974

Utility	Tax Class	Tax Depr Rate	SL Depr Rate	Deferred Rate Federal	Deferred Rate State	Tax Year	Tax Depr	Tax Depr	SL Depr	Difference	Deferred Taxes Federal	Deferred Taxes State	Deferred Taxes Total	Accum Reserve Federal	Accum Reserve State	Accum Reserve Total	Declined Balance	Tax Basis	Accum Tax Depr	Accum SL Depr	
8	Buildings	0.03333	0.02222	0.447300	0.027600	2019	4,736	4,736	5,284	(548)	(245)	(15)	(260)	0	0	9	0	0	472,044	472,044	472,044
							472,044	472,044	472,044	0	0	9	9	0	0	9	0	0	472,044	472,044	472,044

MPS
 Schedule of Tax & S/L Depreciation and Deferred Taxes
 For Pre-1970 thru 1993 Vintages

Electric (Scenario #1):

Vintage	1993 Tax Depr	1993 S/L Depr	Total 1993 Deferred Taxes
Pre-1970	2,548,554	2,548,554	0
1970	169,723	251,263	(38,723)
1971	40,926	170,848	(61,700)
1972	171,769	508,300	(159,818)
1973	165,624	376,308	(100,009)
1974	168,663	308,579	(66,286)
1975	262,752	402,613	(65,956)
1976	238,586	320,329	(38,294)
1977	449,311	569,802	(55,722)
1978	1,196,449	1,372,006	(81,205)
1979	561,288	571,527	(6,312)
1980	1,049,021	993,009	20,215
1981	838,697	497,884	120,900
1982	709,088	407,129	107,942
1983	2,108,407	1,346,617	275,277
1984	926,372	512,874	149,106
1985	966,993	579,110	139,825
1986	1,302,268	1,110,627	56,812
1987	1,173,104	867,295	110,710
1987	11,368	8,281	1,117
1988	1,638,584	1,170,398	169,576
1988	167,390	115,579	18,767
1989	2,401,550	1,425,691	353,444
1990	3,843,484	2,110,280	627,767
1991	2,004,406	890,408	403,491
1992	3,421,482	1,496,182	697,344
1993	3,436,646	1,752,189	610,110
Total 1993 Tax Depreciation	31,972,505	22,683,682	3,188,378

E20-45

Prepared by	
Approved by	

Mo. Pub.

FR 83-40

CALCULATION OF TAX, TAX S/L AND DEFERRED TAXES

1 2 3 4 5 6 7

WITH JEC-3

1	19129876 (F0002)	TAX DEPRECIATION WITH BUDGETED ADDITIONS AND JEC-3	
2	29169	ADD BACK DEPR. DUE TO BASIS REDUCTIONS ASSOCIATED WITH 10% IR OPTION	
3			
4	19159045	ACTUAL TAX DEPR. RESTORED	
5	(12026172)	TAX S/L	
6			
7	7082868	EXCESS TAX DEPR.	107.14
8			
9	X 4749		
10			
11	3363654	DEFERRED TAX	
12	X		

W/O JEC - NO KSM

15	19129876 (F0002)	ACTUAL TAX DEPR. - BUDGETED ADDITIONS + JEC-3	
16	(507520)	REMOVE BUDGETED ADDITIONS (TAX THEREON)	
17	(1267370)	REMOVE JEC-3 DEPR.	
18	17354986	ACTUAL TAX DEPR. - W/O JEC - NO KSM	
19			
20	(12026172) (F0003)	TAX S/L DEPR. - BUDGETED ADDITIONS + JEC-3	
21	(159965)	REMOVE TSL ASSOCIATED WITH BUDGETED ADDITIONS	
22	(417745)	JEC-3	
23	11498467	TAX S/L DEPR. - W/O JEC - NO KSM	
24			
25			
26	5856519	EXCESS TAX DEPR. (LINE 18 - 23)	
27			
28	X 4749		
29			
30	2781261	DEFERRED TAX	591.25
31			
32			

35	G/L	Actual Tax	
36	440922	670574	706 diff
37			
38	314179	496791	diff due to 9749
39	126743	173583	diff due to allocating common (1,166,766 - 98734) x .97
40	440922	670574	diff in Actual Tax
41			
42			
43	229652	EXCESS DIFF	
44	440922		
45	670574	TOTAL DIFF	
46			
47			
48			
49			
50			

No. 298

DATA INFORMATION REQUEST
Missouri Public Service Company
Case No. ER-83-40

REQUESTED FROM: _____

DATE REQUESTED: 1/26/83

INFORMATION REQUESTED: PLEASE PROVIDE: 1) TAX BASIS PLANT AND ASSOCIATED TAX S/L AND ACTUAL TAX CALCULATIONS FOR YEARS PRIOR TO 1981. 2) TAX BASIS PLANT AND ASSOCIATED ACTUAL TAX FOR 1981 AND 1982 AND FOR BUDGET MONTHS OF JAN-APR '83. 3) BUDGETED TAX BASIS ADDITIONS ASSOCIATED WITH JEC-3 (AS OF THE ESTIMATED IN-SERVICE DATE) AND BUDGETED ACTUAL TAX THEREON.

REQUESTED BY: ED TOOEY

INFORMATION PROVIDED: _____

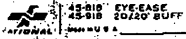
See Attached

The information provided to the Missouri Public Service Commission Staff in response to the above information request is accurate and complete, and contains no material misrepresentations or omissions based upon present facts known to the undersigned. The undersigned agrees to immediately inform the Missouri Public Service Commission, if any matters are discovered which would materially affect the accuracy or completeness of the information provided in response to the above information request.

SIGNED BY: [Signature]

DATE RECEIVED: 2/4/83

Prepared By	
Approved By	

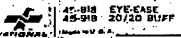


1983 TAX DEPRECIATION
ELECTRIC and COMMON PROPERTY

	1	2	3	4
	PRE-1970	1970	1971	1972
<u>Electric</u>				
49.13	2381936	9960	15716	455445
49.14	2023273	191995	197591	638127
49.15 (new)		-	-	-
49.15 (used)		-	-	-
Buildings		-	-	75
Equipment		-0-	1674	7294
TOTAL ELECTRIC	4405209	201955	214981	691041
<u>Common</u>				
Buildings	54932	45	88	601
00.11			-0-	-0-
00.13			-	-
48.32			-0-	-
00.22			-0-	-0-
00.241			-0-	-0-
00.242			-1-	-0-
00.27			-0-	-0-
Equipment	2235	-0-	79	-
Power Operated Equip.			-0-	9553
TOTAL COMMON	56967	45	167	10154
TOTAL	4462176	202000	215148	701195

1973	1974	1975	1976	1977	1978	1979
26034	39791	5786	12039	66852	1728025	433811
516928	420190	657473	545585	793690	865889	664561
-	-	-	-	2736	12504	38236
-	-	-	-	104009	-	-
50	10353	12472	-	1118	4939	10499
5808	4188	2438	8140	7687	6150	17113
548820	474522	658169	565764	975092	2617507	1164220
396	8889	-	-	737	1060	486
-	-	230	686	5343	1849	2805
-	-	-	260	1223	2017	1008
11440	289	824	4415	6767	1293	9411
-	-	-	-	-	-	-
-	-	-	-	-	3824	5342
-	-	-	553	8355	5654	22156
-	-	-	150	1733	1469	1754
24	-	399	862	285	75	106
6176	4903	856	6102	8930	8798	37367
18036	14081	2309	13028	33373	26639	80455
5161856	488603	660478	578792	1008465	2644146	1244675

Prepared By	
Approved By	



1983 GUIDELINE STRAIGHT LINE DEPRECIATION

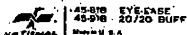
ELECTRIC and COMMON PROPERTY

	1	2	3	4
	Pre-1970	1970	1971	1972
Electric				
49.13	2581936	37831	13409	36268
49.14	2033273	227130	157443	473307
49.15 (new)	-	-	-	-
49.15 (used)	-	-	-	-
Buildings	-	-	-	77
Equipment	-	-	2345	10889
TOTAL ELECTRIC	4405209	264961	173197	320541
Common				
Buildings	54932	33	96	614
00.11	-	-	-	-
00.13	-	-	-	-
48.32	-	377	247	-
00.22	-	-	-	-
00.241	-	-	-	-
00.242	-	-	-	-
00.27	-	-	-	-
Equipment	2035	-	207	-
Power Operated Equip.	-	-	-	15478
TOTAL COMMON	56967	410	550	16092
TOTAL	4462176	265371	173747	536633

1973	1974	1975	1976	1977	1978	1979
18884	22935	3254	7132	37263	909339	216321
357740	272039	387669	312976	430988	445624	325214
-	-	-	-	1787	7457	20981
-	-	-	-	95209	-	-
49	9605	11038	-	95	3835	7880
8671	2253	3641	12154	10433	2955	16129
385344	314832	406002	332262	575775	1373110	586525
385	8247	-	-	595	1289	365
1355	1773	1722	1709	7979	1973	2327
-	-	-	-	2000	3905	1411
64065	682	1296	5216	6397	1018	6354
-	-	-	-	-	-	-
-	-	-	-	-	-	7420
-	-	-	-	13645	11082	31020
-	-	-	-	2832	2830	2456
36	-	597	1287	387	85	119
9221	7321	1278	9112	12120	9951	35218
65062	18023	4893	17924	45955	32233	86690
450406	332855	410885	349586	621730	1405343	673210

1980	1981	1982	1983 ADDITIONS JAN-APRIL	January '3 1983	
628163	30603	16363	2949	43200	
820174	414210	310085	102947	6500	
1827	9073	1942	55		
774	1039				
9131	13778 8737	5798 13242			
967069	478452	347430	105951	438500	11665160
139	4131	752	6274		
3065	1037	4557	8982		
1968					
12853	20	39			
14525	7238				
1976	29068				
94267	41940	175228	43351		
821	3864				
	16				
19926	8470	10236	9995		
149540	98786	190812	68602		851939
				84.74	
				600-721733	
1110609	586728	538042	174553	428500	12517099
				721933	
				11665160	
				12387093	
				49749	
				121076177	

Prepared By	Initials	Date
Approved By		



1983 EQUIVALENT STRAIGHT LINE DEPRECIATION

ELECTRIC and COMMON PROPERTY

	1	2	3	4
	PRE-1970	1970	1971	1972
Electric				
49.13	2190501	30564	11881	33028
49.14	1716233	201507	140816	397260
49.15 (new)	-	-	-	-
49.15 (used)	-	-	-	-
Buildings	-	-	-	69
Equipment	-	2129	4271	9913
TOTAL ELECTRIC	3906734	239200	156968	440770
Common				
Buildings	41757	310	96	553
00.11	7637	1453	1252	1850
00.13	-	-	-	-
48.32	5940	399	129	-
00.22	-	-	-0-	-0-
00.241	-	-	-0-	-0-
00.242	-	-	-0-	-0-
00.27	-	-	-0-	-0-
Equipment	-	1	248	-
Power Operated Equip.	-	-	-0-	-0-
TOTAL COMMON	55334	1883	1515	2403
TOTAL	3962068	241083	158483	443173

1973	1974	1975	1976	1977	1978	1979
16975	25504	3371	6421	83934	836928	199057
317598	243064	348239	279641	394135	395486	294868
-	-	-	-	1586	5456	15089
-	-	-	-	131389	-	-
44	8645	9935	-	86	3451	7082
2311	5664	3262	9340	9165	6334	15405
341928	282897	364807	275402	570295	1247655	531511
347	7423	-	-	536	1160	329
1352	886	861	854	3989	986	1164
723	921	257	764	1199	1186	423
28113	355	674	2712	3326	530	3304
-0-	-0-	-0-	-0-	-0-	7911	6884
-0-	-0-	-0-	-0-	4864	21245	9893
-0-	-0-	-0-	-0-	13650	11082	31020
964	631	86	883	3398	1728	1474
22	-	358	618	197	51	71
-0-	8785	1533	10935	14545	11941	42364
31523	19001	3769	16766	45704	57020	96826
373451	301898	368576	312168	615999	1305475	628337

1980	1981	1982	1983 ADDITIONS JAN-APRIL	January #3 1983	
576446	30603	16363	2949	42000	
290952	414210	310085	102947	6500	
1040	9078	1942	55		
-	-	-	-	-	
677	1039				
7973	18788	5798			
	9729	13262			
870108	478452	347430	105951	428500	10613608
135	4131	752	6274		
1532	4039	4557	5982		
590	-	-	-		
6684	20	39			
15826	7238				
1517	29068				
94265	41940	175228	43351		
493	3864				
-	16				
23912	8470	10236	9995		
144744	98786	190812	68602		835488
1021852	577238	538242	174553	428500	11451096