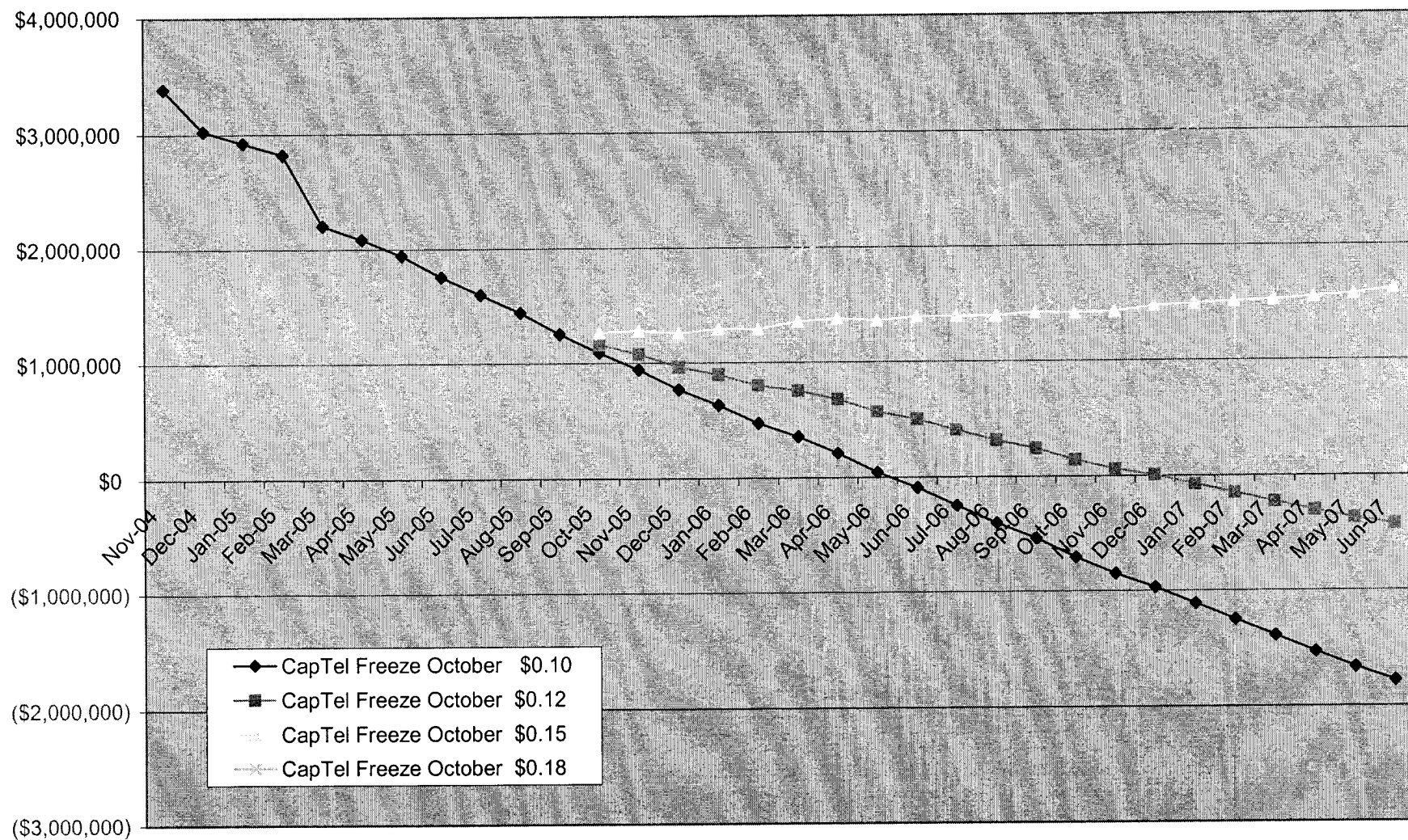
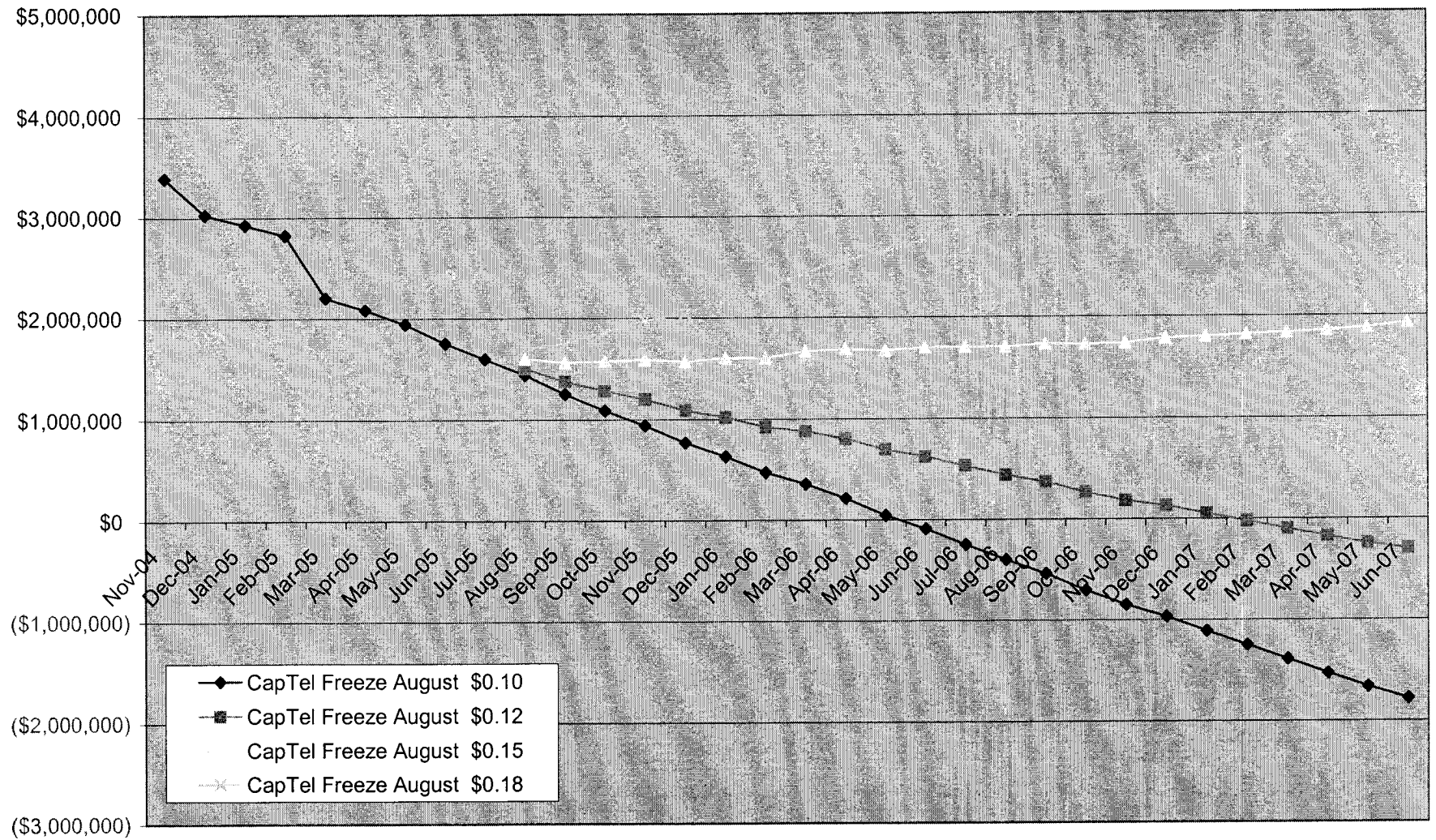


Impact on Fund Balance of Frozen CapTel Distribution at June 30, 2005 Levels with the Surcharge Implemented October 2005



**Impact on Fund Balance of Frozen CapTel Distribution at June 30, 2005 Levels
with the Surcharge Implemented in August 2005**

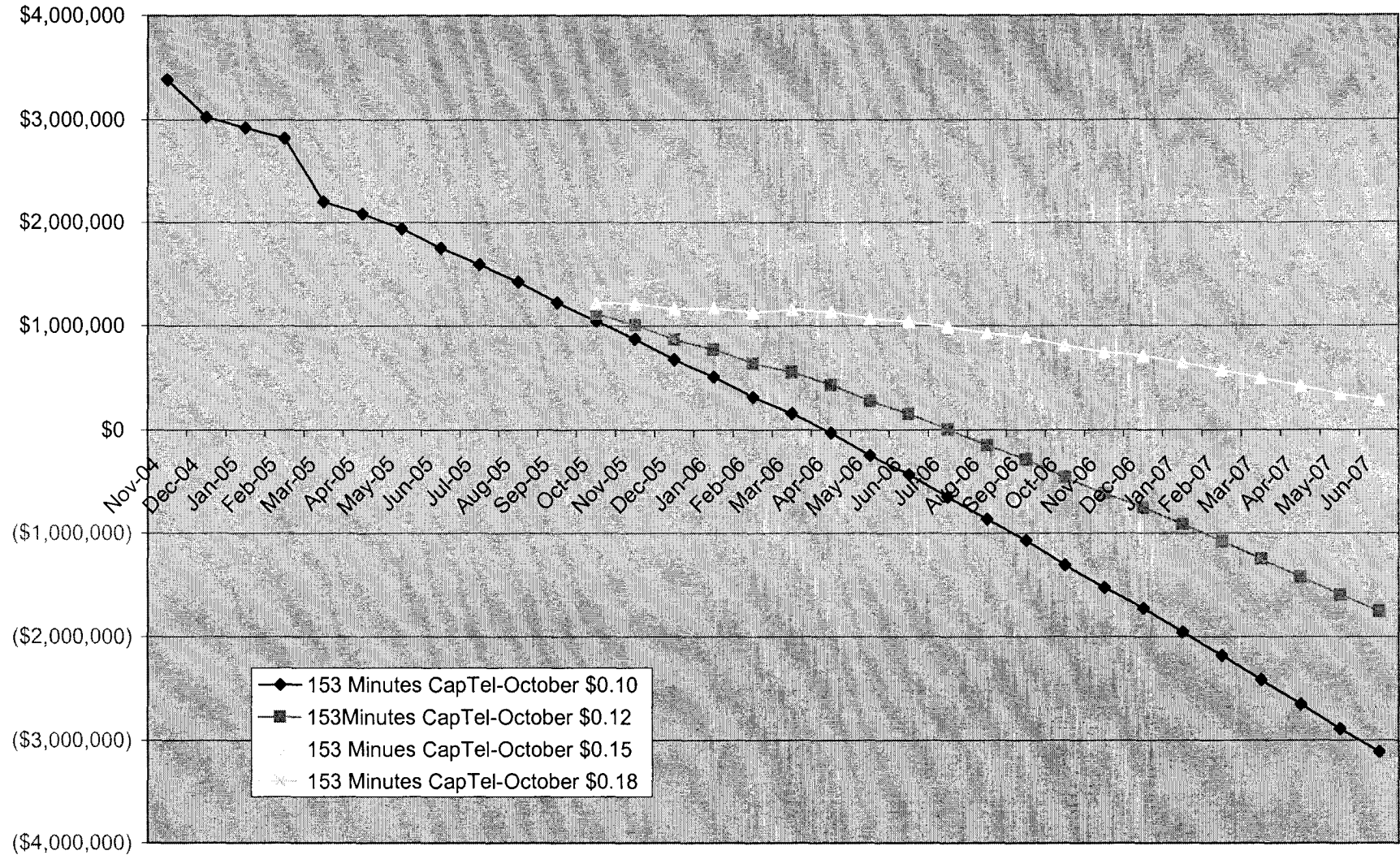


Impact on Fund Balance of Selected Surcharges and Frozen CapTel Program at June 30, 2005 Service Levels

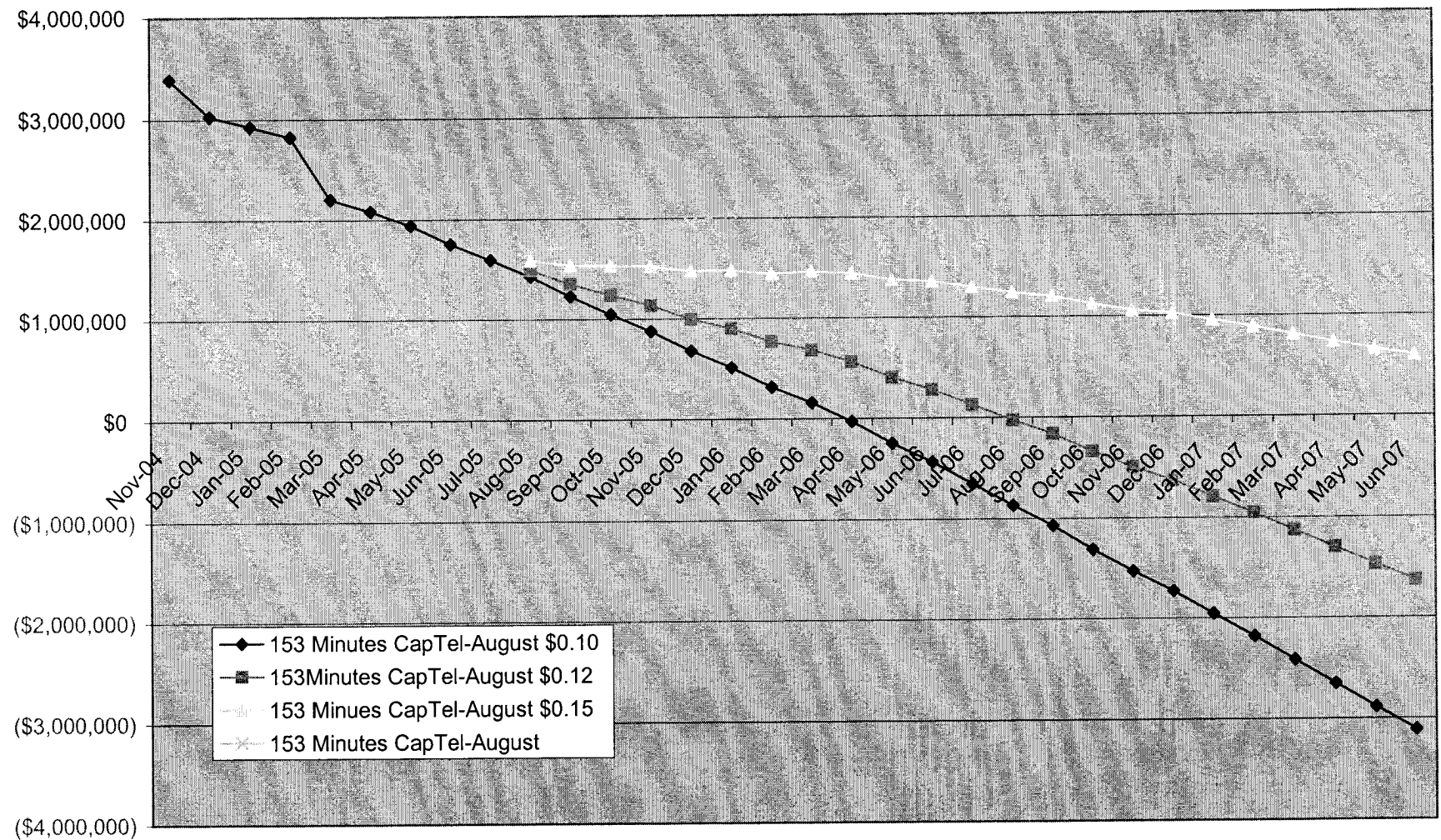
Date	Senario: Implemented October 1, 2005, CapTel Freeze			
	\$0.10	\$0.12	\$0.15	\$0.18
Nov-04	\$3,388,181			
Dec-04	\$3,026,568			
Jan-05	\$2,924,515			
Feb-05	\$2,821,749			
Mar-05	\$2,202,631			
Apr-05	\$2,083,735			
May-05	\$1,939,278			
Jun-05	\$1,752,396			
Jul-05	\$1,596,739			
Aug-05	\$1,438,114			
Sep-05	\$1,250,522			
Oct-05	\$1,088,427	\$1,158,134	\$1,262,695	\$1,367,255
Nov-05	\$941,149	\$1,075,560	\$1,277,176	\$1,478,792
Dec-05	\$768,857	\$963,124	\$1,254,524	\$1,545,925
Jan-06	\$633,962	\$897,225	\$1,292,120	\$1,687,015
Feb-06	\$474,017	\$799,606	\$1,287,989	\$1,776,373
Mar-06	\$357,395	\$755,563	\$1,352,814	\$1,950,065
Apr-06	\$213,694	\$678,406	\$1,375,473	\$2,072,540
May-06	\$44,593	\$569,946	\$1,357,975	\$2,146,004
Jun-06	(\$89,155)	\$501,888	\$1,388,453	\$2,275,018
Jul-06	(\$248,830)	\$407,485	\$1,391,956	\$2,376,428
Aug-06	(\$401,335)	\$316,347	\$1,392,869	\$2,469,391
Sep-06	(\$538,814)	\$244,638	\$1,419,817	\$2,594,996
Oct-06	(\$706,072)	\$141,773	\$1,413,539	\$2,685,306
Nov-06	(\$849,103)	\$60,364	\$1,424,565	\$2,788,766
Dec-06	(\$969,712)	\$5,976	\$1,469,509	\$2,933,042
Jan-07	(\$1,111,658)	(\$72,225)	\$1,486,924	\$3,046,074
Feb-07	(\$1,249,730)	(\$147,627)	\$1,505,528	\$3,158,684
Mar-07	(\$1,391,046)	(\$225,502)	\$1,522,813	\$3,271,129
Apr-07	(\$1,529,624)	(\$300,376)	\$1,543,495	\$3,387,366
May-07	(\$1,663,385)	(\$370,562)	\$1,568,674	\$3,507,909
Jun-07	(\$1,780,655)	(\$422,827)	\$1,613,915	\$3,650,657

Date	Senario: Implemented August 1, 2005, CapTel Freeze			
	\$0.10	\$0.12	\$0.15	\$0.18
Nov-04	\$3,388,181			
Dec-04	\$3,026,568			
Jan-05	\$2,924,515			
Feb-05	\$2,821,749			
Mar-05	\$2,202,631			
Apr-05	\$2,083,735			
May-05	\$1,939,278			
Jun-05	\$1,752,396			
Jul-05	\$1,596,739			
Aug-05	\$1,438,114	\$1,502,247	\$1,598,446	\$1,694,646
Sep-05	\$1,250,522	\$1,374,554	\$1,560,602	\$1,746,650
Oct-05	\$1,088,427	\$1,282,166	\$1,572,774	\$1,863,382
Nov-05	\$941,149	\$1,199,592	\$1,587,256	\$1,974,919
Dec-05	\$768,857	\$1,087,155	\$1,564,604	\$2,042,052
Jan-06	\$633,962	\$1,021,257	\$1,602,199	\$2,183,142
Feb-06	\$474,017	\$923,638	\$1,598,069	\$2,272,500
Mar-06	\$357,395	\$879,594	\$1,662,893	\$2,446,192
Apr-06	\$213,694	\$802,437	\$1,685,552	\$2,568,667
May-06	\$44,593	\$693,977	\$1,668,054	\$2,642,131
Jun-06	(\$89,155)	\$625,920	\$1,698,533	\$2,771,145
Jul-06	(\$248,830)	\$531,517	\$1,702,036	\$2,872,555
Aug-06	(\$401,335)	\$440,379	\$1,702,948	\$2,965,518
Sep-06	(\$538,814)	\$368,670	\$1,729,897	\$3,091,123
Oct-06	(\$706,072)	\$265,805	\$1,723,619	\$3,181,433
Nov-06	(\$849,103)	\$184,396	\$1,734,645	\$3,284,893
Dec-06	(\$969,712)	\$130,008	\$1,779,589	\$3,429,169
Jan-07	(\$1,111,658)	\$51,807	\$1,797,004	\$3,542,201
Feb-07	(\$1,249,730)	(\$23,595)	\$1,815,608	\$3,654,811
Mar-07	(\$1,391,046)	(\$101,471)	\$1,832,893	\$3,767,256
Apr-07	(\$1,529,624)	(\$176,345)	\$1,853,574	\$3,883,493
May-07	(\$1,663,385)	(\$246,530)	\$1,878,753	\$4,004,036
Jun-07	(\$1,780,655)	(\$298,795)	\$1,923,995	\$4,146,785

Impact on Fund Balance of 153 Minutes CapTel Average Usage, Surcharge Implemented in October



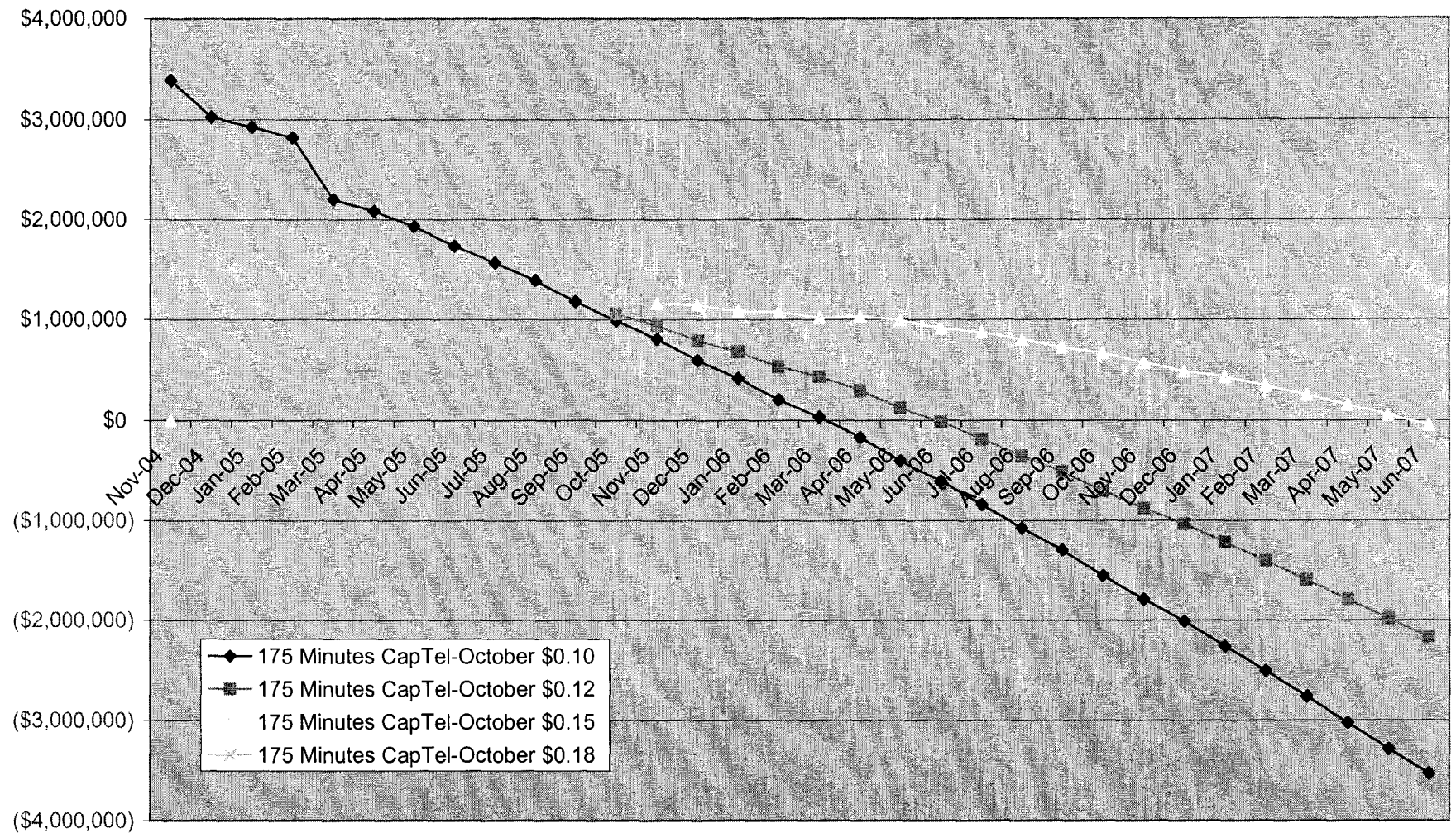
Impact on Fund Balance of 153 Minutes CapTel Average Usage, Surcharge Imposed in August



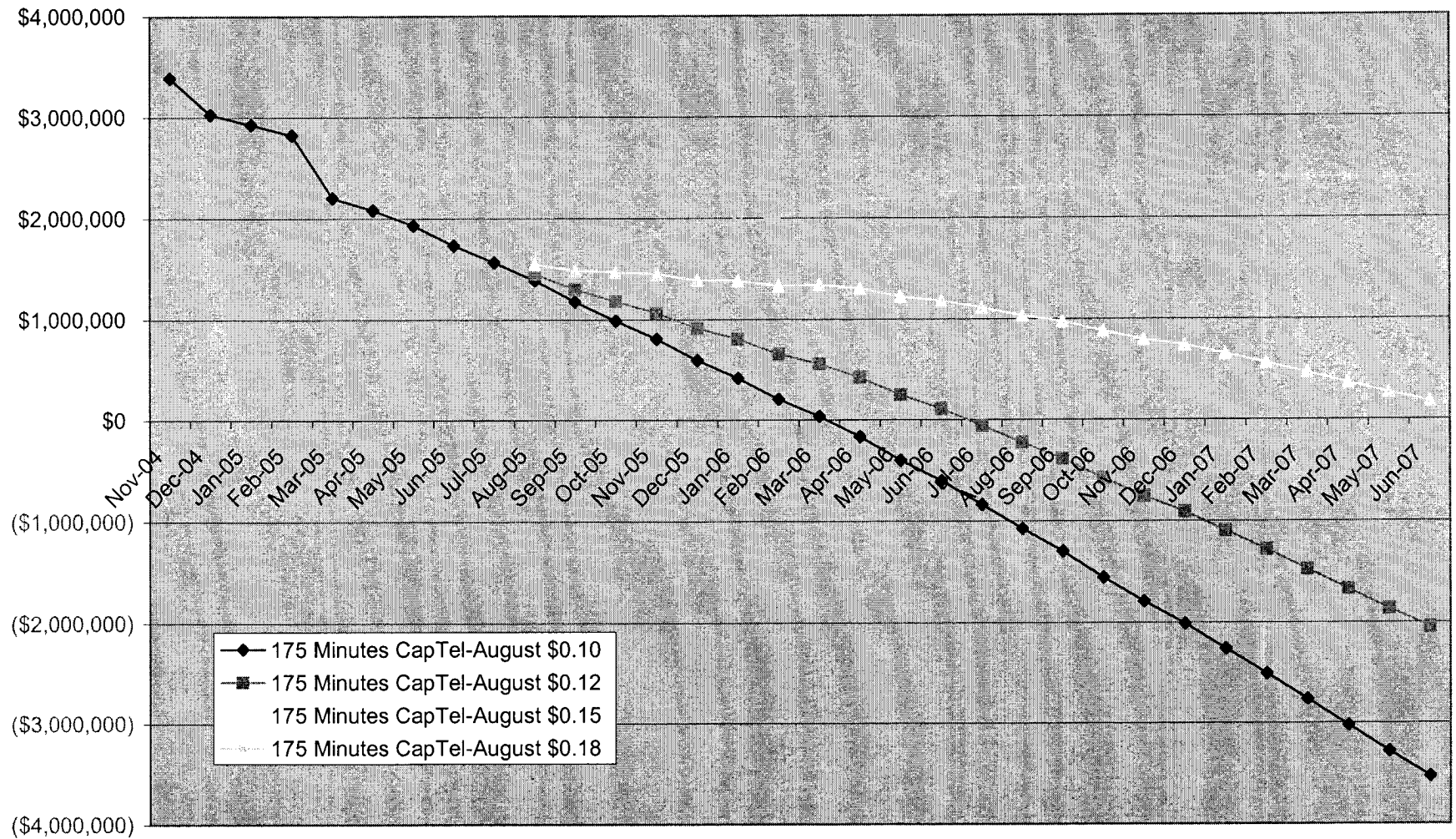
Impact on Fund Balance of Selected Surcharges and 153 Minutes CapTel Utilization

Date	Scenario: 20 CapTel @ 153 Minutes, Implemented				Date	Scenario: 20 CapTel @ 153 Minutes, Implemented August 1, 2005			
	\$0.10	\$0.12	\$0.15	\$0.18		\$0.10	\$0.12	\$0.15	\$0.18
Nov-04	\$3,388,181				Nov-04	\$3,388,181			
Dec-04	\$3,026,568				Dec-04	\$3,026,568			
Jan-05	\$2,924,515				Jan-05	\$2,924,515			
Feb-05	\$2,821,749				Feb-05	\$2,821,749			
Mar-05	\$2,202,631				Mar-05	\$2,202,631			
Apr-05	\$2,083,735				Apr-05	\$2,083,735			
May-05	\$1,939,278				May-05	\$1,939,278			
Jun-05	\$1,752,396				Jun-05	\$1,752,396			
Jul-05	\$1,592,302				Jul-05	\$1,592,302			
Aug-05	\$1,424,803				Aug-05	\$1,424,803	\$1,488,936	\$1,585,135	\$1,681,335
Sep-05	\$1,223,900				Sep-05	\$1,223,900	\$1,347,932	\$1,533,980	\$1,720,028
Oct-05	\$1,044,057	\$1,113,764	\$1,218,325	\$1,322,885	Oct-05	\$1,044,057	\$1,237,796	\$1,528,404	\$1,819,012
Nov-05	\$874,594	\$1,009,005	\$1,210,621	\$1,412,237	Nov-05	\$874,594	\$1,133,037	\$1,520,701	\$1,908,364
Dec-05	\$675,680	\$869,947	\$1,161,347	\$1,452,748	Dec-05	\$675,680	\$993,978	\$1,471,427	\$1,948,875
Jan-06	\$509,726	\$772,989	\$1,167,884	\$1,562,779	Jan-06	\$509,726	\$897,021	\$1,477,963	\$2,058,906
Feb-06	\$314,285	\$639,874	\$1,128,257	\$1,616,641	Feb-06	\$314,285	\$763,906	\$1,438,337	\$2,112,768
Mar-06	\$157,730	\$555,898	\$1,153,149	\$1,750,400	Mar-06	\$157,730	\$679,929	\$1,463,228	\$2,246,527
Apr-06	(\$30,341)	\$434,371	\$1,131,438	\$1,828,505	Apr-06	(\$30,341)	\$558,402	\$1,441,517	\$2,324,632
May-06	(\$248,249)	\$277,104	\$1,065,133	\$1,853,162	May-06	(\$248,249)	\$401,135	\$1,375,212	\$2,349,289
Jun-06	(\$435,241)	\$155,802	\$1,042,367	\$1,928,932	Jun-06	(\$435,241)	\$279,834	\$1,352,447	\$2,425,059
Jul-06	(\$652,597)	\$3,718	\$988,189	\$1,972,661	Jul-06	(\$652,597)	\$127,750	\$1,298,269	\$2,468,788
Aug-06	(\$867,220)	(\$149,538)	\$926,984	\$2,003,506	Aug-06	(\$867,220)	(\$25,506)	\$1,237,063	\$2,499,633
Sep-06	(\$1,071,254)	(\$287,802)	\$887,377	\$2,062,556	Sep-06	(\$1,071,254)	(\$163,770)	\$1,197,457	\$2,558,683
Oct-06	(\$1,309,504)	(\$461,659)	\$810,107	\$2,081,874	Oct-06	(\$1,309,504)	(\$337,627)	\$1,120,187	\$2,578,001
Nov-06	(\$1,527,964)	(\$618,497)	\$745,704	\$2,109,905	Nov-06	(\$1,527,964)	(\$494,465)	\$1,055,784	\$2,606,032
Dec-06	(\$1,728,439)	(\$752,751)	\$710,782	\$2,174,315	Dec-06	(\$1,728,439)	(\$628,719)	\$1,020,862	\$2,670,442
Jan-07	(\$1,954,688)	(\$915,255)	\$643,894	\$2,203,044	Jan-07	(\$1,954,688)	(\$791,223)	\$953,974	\$2,699,171
Feb-07	(\$2,181,500)	(\$1,079,397)	\$573,758	\$2,226,914	Feb-07	(\$2,181,500)	(\$955,365)	\$883,838	\$2,723,041
Mar-07	(\$2,415,993)	(\$1,250,449)	\$497,866	\$2,246,182	Mar-07	(\$2,415,993)	(\$1,126,418)	\$807,946	\$2,742,309
Apr-07	(\$2,652,185)	(\$1,422,937)	\$420,934	\$2,264,805	Apr-07	(\$2,652,185)	(\$1,298,906)	\$731,013	\$2,760,932
May-07	(\$2,887,997)	(\$1,595,174)	\$344,062	\$2,283,297	May-07	(\$2,887,997)	(\$1,471,142)	\$654,141	\$2,779,424
Jun-07	(\$3,111,755)	(\$1,753,927)	\$282,815	\$2,319,557	Jun-07	(\$3,111,755)	(\$1,629,895)	\$592,895	\$2,815,685

Impact on Fund Balance of 175 Minutes Average CapTel Usage, Imposed October



Impact on Fund Balance 175 Minutes Average CapTel Usage, Surcharge Imposed in August

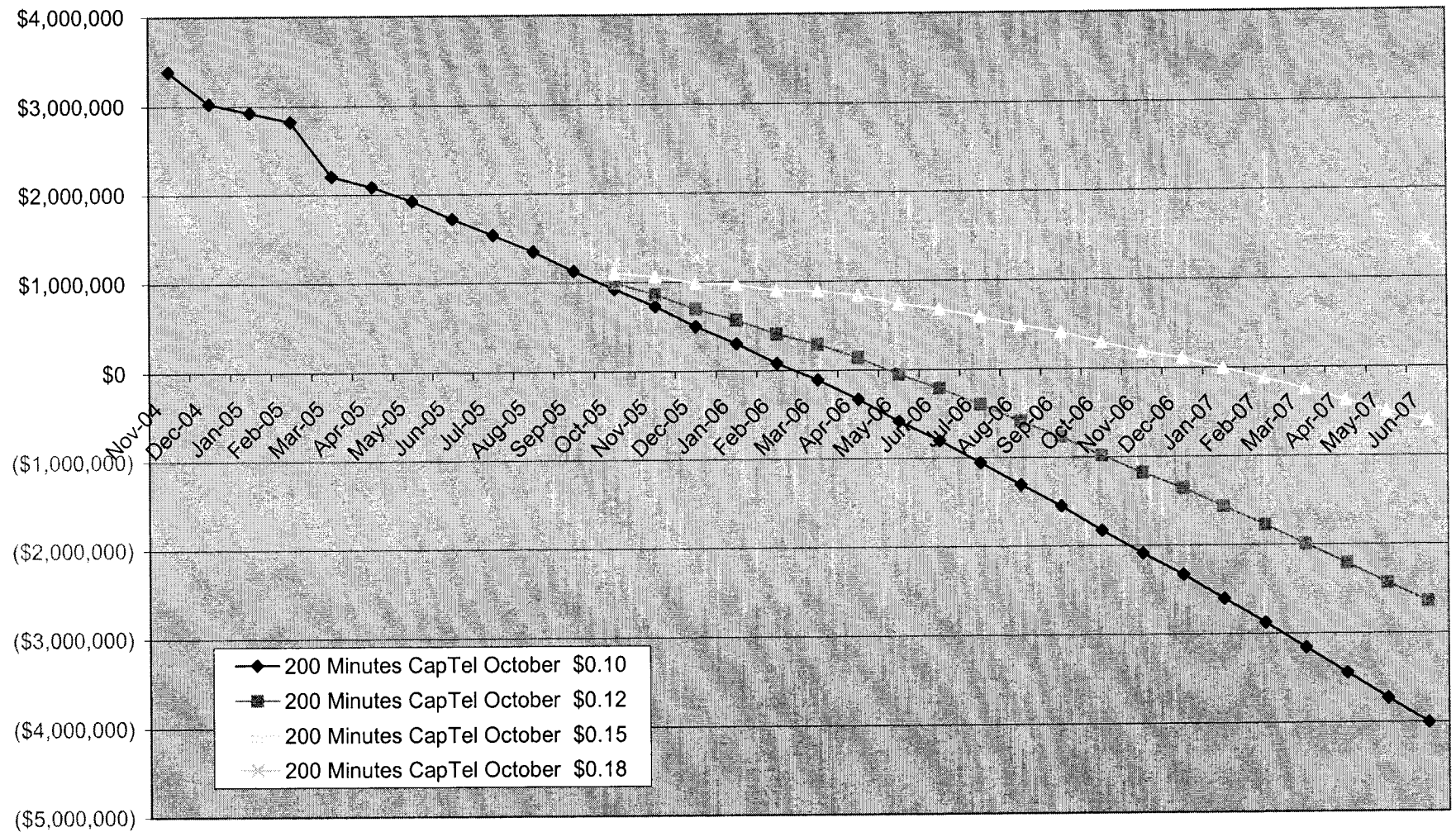


Impact on Fund Balance of Selected Surcharges and 175 Minutes CapTel Usage

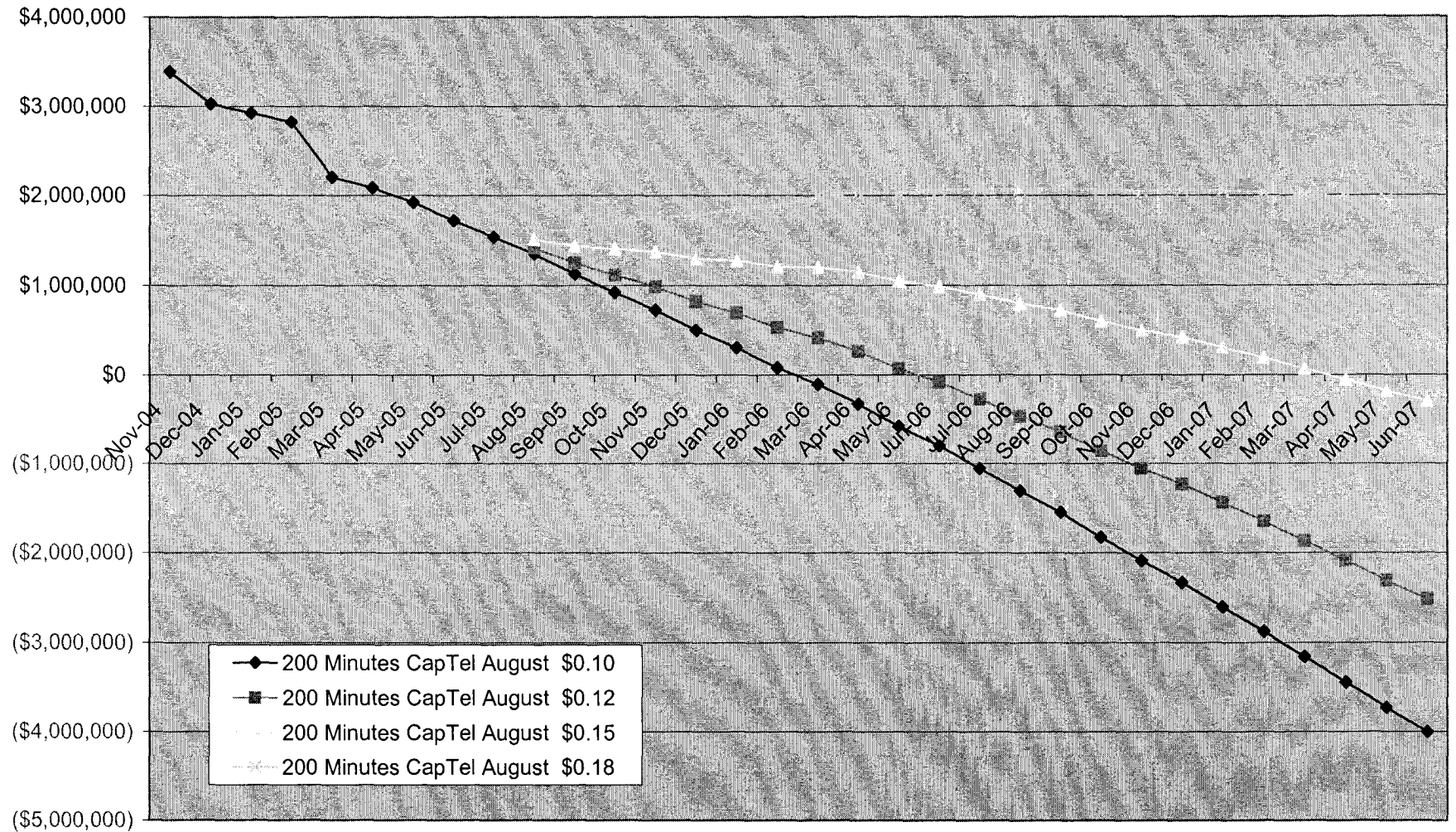
Date	Scenario: 20 CapTel @ 175 Minutes, Implemented October 1, 2005			
	\$0.10	\$0.12	\$0.15	\$0.18
Nov-04	\$3,388,181			
Dec-04	\$3,026,568			
Jan-05	\$2,924,515			
Feb-05	\$2,821,749			
Mar-05	\$2,202,631			
Apr-05	\$2,083,735			
May-05	\$1,931,208			
Jun-05	\$1,735,617			
Jul-05	\$1,566,176			
Aug-05	\$1,388,692			
Sep-05	\$1,177,167			
Oct-05	\$986,063	\$1,055,770	\$1,160,331	\$1,264,891
Nov-05	\$804,702	\$939,112	\$1,140,728	\$1,342,344
Dec-05	\$593,250	\$787,517	\$1,078,917	\$1,370,318
Jan-06	\$414,122	\$677,385	\$1,072,280	\$1,467,174
Feb-06	\$204,868	\$530,457	\$1,018,840	\$1,507,224
Mar-06	\$33,863	\$432,030	\$1,029,281	\$1,626,532
Apr-06	(\$169,297)	\$295,414	\$992,481	\$1,689,549
May-06	(\$402,932)	\$122,421	\$910,450	\$1,698,479
Jun-06	(\$606,289)	(\$15,246)	\$871,319	\$1,757,884
Jul-06	(\$840,647)	(\$184,333)	\$800,139	\$1,784,610
Aug-06	(\$1,072,911)	(\$355,229)	\$721,292	\$1,797,814
Sep-06	(\$1,295,224)	(\$511,771)	\$663,407	\$1,838,586
Oct-06	(\$1,552,390)	(\$704,546)	\$567,221	\$1,838,987
Nov-06	(\$1,790,405)	(\$880,938)	\$483,263	\$1,847,463
Dec-06	(\$2,011,073)	(\$1,035,385)	\$428,148	\$1,891,681
Jan-07	(\$2,258,153)	(\$1,218,720)	\$340,430	\$1,899,579
Feb-07	(\$2,506,434)	(\$1,404,330)	\$248,825	\$1,901,980
Mar-07	(\$2,763,033)	(\$1,597,490)	\$150,826	\$1,899,142
Apr-07	(\$3,021,970)	(\$1,792,722)	\$51,149	\$1,895,020
May-07	(\$3,281,165)	(\$1,988,341)	(\$49,106)	\$1,890,130
Jun-07	(\$3,528,943)	(\$2,171,115)	(\$134,373)	\$1,902,369

Date	Scenario: 20 CapTel @ 175 Minutes, Implemented August 1, 2005			
	\$ 0.10	\$ 0.12	\$ 0.15	\$ 0.18
Nov-04	\$3,388,181			
Dec-04	\$3,026,568			
Jan-05	\$2,924,515			
Feb-05	\$2,821,749			
Mar-05	\$2,202,631			
Apr-05	\$2,083,735			
May-05	\$1,931,208			
Jun-05	\$1,735,617			
Jul-05	\$1,566,176			
Aug-05	\$1,388,692	\$1,452,825	\$1,549,025	\$1,645,224
Sep-05	\$1,177,167	\$1,301,199	\$1,487,246	\$1,673,294
Oct-05	\$986,063	\$1,179,802	\$1,470,410	\$1,761,018
Nov-05	\$804,702	\$1,063,144	\$1,450,808	\$1,838,471
Dec-05	\$593,250	\$911,549	\$1,388,997	\$1,866,445
Jan-06	\$414,122	\$801,417	\$1,382,359	\$1,963,302
Feb-06	\$204,868	\$654,489	\$1,328,920	\$2,003,351
Mar-06	\$33,863	\$556,062	\$1,339,360	\$2,122,659
Apr-06	(\$169,297)	\$419,446	\$1,302,561	\$2,185,676
May-06	(\$402,932)	\$246,452	\$1,220,529	\$2,194,606
Jun-06	(\$606,289)	\$108,786	\$1,181,399	\$2,254,012
Jul-06	(\$840,647)	(\$60,301)	\$1,110,218	\$2,280,738
Aug-06	(\$1,072,911)	(\$231,198)	\$1,031,372	\$2,293,942
Sep-06	(\$1,295,224)	(\$387,740)	\$973,487	\$2,334,713
Oct-06	(\$1,552,390)	(\$580,514)	\$877,300	\$2,335,115
Nov-06	(\$1,790,405)	(\$756,906)	\$793,342	\$2,343,591
Dec-06	(\$2,011,073)	(\$911,353)	\$738,228	\$2,387,808
Jan-07	(\$2,258,153)	(\$1,094,688)	\$650,509	\$2,395,706
Feb-07	(\$2,506,434)	(\$1,280,298)	\$558,905	\$2,398,108
Mar-07	(\$2,763,033)	(\$1,473,458)	\$460,906	\$2,395,269
Apr-07	(\$3,021,970)	(\$1,668,690)	\$361,228	\$2,391,147
May-07	(\$3,281,165)	(\$1,864,309)	\$260,974	\$2,386,257
Jun-07	(\$3,528,943)	(\$2,047,083)	\$175,707	\$2,398,497

Impact on Fund Balance of 200 Minutes Average CapTel Usage, Surcharge Imposed October



Impact on Fund Balance of 200 Minutes Average CapTel Usage, Surcharge Imposed August



Impact on Fund Balance of Selected Surcharges, and 200 Minutes Average CapTel Usage

Date	Scenario: 20 CapTel @ 200 Minutes, Implemented October 1, 2005				Date	Scenario: 20 CapTel @ 200 Minutes, Implemented August 1, 2005			
	\$0.10	\$0.12	\$0.15	\$0.18		\$ 0.10	\$ 0.12	\$ 0.15	\$ 0.18
Nov-04	\$3,388,181				Nov-04	\$3,388,181			
Dec-04	\$3,026,568				Dec-04	\$3,026,568			
Jan-05	\$2,924,515				Jan-05	\$2,924,515			
Feb-05	\$2,821,749				Feb-05	\$2,821,749			
Mar-05	\$2,202,631				Mar-05	\$2,202,631			
Apr-05	\$2,083,735				Apr-05	\$2,083,735			
May-05	\$1,922,036				May-05	\$1,922,036			
Jun-05	\$1,716,549				Jun-05	\$1,716,549			
Jul-05	\$1,536,487				Jul-05	\$1,536,487			
Aug-05	\$1,347,657				Aug-05	\$1,347,657	\$1,411,790	\$1,507,990	\$1,604,189
Sep-05	\$1,124,060				Sep-05	\$1,124,060	\$1,248,092	\$1,434,140	\$1,620,188
Oct-05	\$920,161	\$989,868	\$1,094,428	\$1,198,989	Oct-05	\$920,161	\$1,113,899	\$1,404,508	\$1,695,116
Nov-05	\$725,278	\$859,688	\$1,061,304	\$1,262,920	Nov-05	\$725,278	\$983,720	\$1,371,384	\$1,759,048
Dec-05	\$499,580	\$693,847	\$985,247	\$1,276,648	Dec-05	\$499,580	\$817,879	\$1,295,327	\$1,772,775
Jan-06	\$305,480	\$568,744	\$963,638	\$1,358,533	Jan-06	\$305,480	\$692,775	\$1,273,718	\$1,854,660
Feb-06	\$80,530	\$406,119	\$894,503	\$1,382,886	Feb-06	\$80,530	\$530,151	\$1,204,582	\$1,879,013
Mar-06	(\$106,896)	\$291,271	\$888,522	\$1,485,773	Mar-06	(\$106,896)	\$415,303	\$1,198,602	\$1,981,901
Apr-06	(\$327,202)	\$137,509	\$834,576	\$1,531,644	Apr-06	(\$327,202)	\$261,541	\$1,144,656	\$2,027,771
May-06	(\$578,708)	(\$53,356)	\$734,673	\$1,522,703	May-06	(\$578,708)	\$70,676	\$1,044,753	\$2,018,830
Jun-06	(\$800,662)	(\$209,618)	\$676,947	\$1,563,512	Jun-06	(\$800,662)	(\$85,587)	\$987,026	\$2,059,639
Jul-06	(\$1,054,341)	(\$398,027)	\$586,445	\$1,570,916	Jul-06	(\$1,054,341)	(\$273,995)	\$896,525	\$2,067,044
Aug-06	(\$1,306,651)	(\$588,969)	\$487,552	\$1,564,074	Aug-06	(\$1,306,651)	(\$464,938)	\$797,632	\$2,060,202
Sep-06	(\$1,549,735)	(\$766,283)	\$408,896	\$1,584,075	Sep-06	(\$1,549,735)	(\$642,251)	\$718,975	\$2,080,202
Oct-06	(\$1,828,398)	(\$980,553)	\$291,213	\$1,562,980	Oct-06	(\$1,828,398)	(\$856,521)	\$601,293	\$2,059,107
Nov-06	(\$2,088,634)	(\$1,179,167)	\$185,034	\$1,549,235	Nov-06	(\$2,088,634)	(\$1,055,135)	\$495,114	\$2,045,362
Dec-06	(\$2,332,248)	(\$1,356,560)	\$106,973	\$1,570,506	Dec-06	(\$2,332,248)	(\$1,232,528)	\$417,053	\$2,066,633
Jan-07	(\$2,602,999)	(\$1,563,566)	(\$4,417)	\$1,554,733	Jan-07	(\$2,602,999)	(\$1,439,534)	\$305,663	\$2,050,860
Feb-07	(\$2,875,676)	(\$1,773,573)	(\$120,417)	\$1,532,738	Feb-07	(\$2,875,676)	(\$1,649,541)	\$189,662	\$2,028,865
Mar-07	(\$3,157,397)	(\$1,991,853)	(\$243,538)	\$1,504,778	Mar-07	(\$3,157,397)	(\$1,867,821)	\$66,542	\$2,000,905
Apr-07	(\$3,442,180)	(\$2,212,932)	(\$369,061)	\$1,474,810	Apr-07	(\$3,442,180)	(\$2,088,900)	(\$58,982)	\$1,970,937
May-07	(\$3,727,946)	(\$2,435,123)	(\$495,887)	\$1,443,348	May-07	(\$3,727,946)	(\$2,311,091)	(\$185,808)	\$1,939,476
Jun-07	(\$4,003,021)	(\$2,645,193)	(\$608,450)	\$1,428,292	Jun-07	(\$4,003,021)	(\$2,521,161)	(\$298,371)	\$1,924,419