

**Anticipated Impact on Fund Balance of \$0.11 and \$0.14 Surcharges Imposed in August or October  
2005 with CapTel Distribution Frozen on June 30, 2005 and 153 Minutes Residual Average Usage**

**Table 1**

Date	<b>Column A</b>		<b>Column B</b>	
	<b>\$0.11 Surcharge</b>		<b>\$0.14 Surcharge</b>	
	<b>See Page 2, Chart A</b>		<b>See Page 3, Chart B</b>	
	Aug-05	Oct-05	Aug-05	Oct-05
Nov-04	\$3,388,181.38	\$3,388,181.38	\$3,388,181.38	\$3,388,181.38
Dec-04	\$3,026,568.36	\$3,026,568.36	\$3,026,568.36	\$3,026,568.36
Jan-05	\$2,924,514.93	\$2,924,514.93	\$2,924,514.93	\$2,924,514.93
Feb-05	\$2,821,749.14	\$2,821,749.14	\$2,821,749.14	\$2,821,749.14
Mar-05	\$2,202,631.04	\$2,202,631.04	\$2,202,631.04	\$2,202,631.04
Apr-05	\$2,083,735.23	\$2,083,735.23	\$2,083,735.23	\$2,083,735.23
May-05	\$1,939,278.28	\$1,939,278.28	\$1,939,278.28	\$1,939,278.28
Jun-05	\$1,752,396.07	\$1,752,396.07	\$1,752,396.07	\$1,752,396.07
Jul-05	\$1,596,738.91	\$1,596,738.91	\$1,596,738.91	\$1,596,738.91
Aug-05	\$1,470,180.13	\$1,438,113.58	\$1,566,379.76	\$1,438,113.58
Sep-05	\$1,312,538.14	\$1,250,522.23	\$1,498,585.88	\$1,250,522.23
Oct-05	\$1,185,296.75	\$1,123,280.84	\$1,475,904.93	\$1,227,841.28
Nov-05	\$1,070,370.65	\$1,008,354.74	\$1,458,034.35	\$1,209,970.70
Dec-05	\$928,005.97	\$865,990.06	\$1,405,454.23	\$1,157,390.59
Jan-06	\$827,609.52	\$765,593.60	\$1,408,551.99	\$1,160,488.34
Feb-06	\$698,827.16	\$636,811.25	\$1,373,258.29	\$1,125,194.65
Mar-06	\$618,494.86	\$556,478.95	\$1,401,793.61	\$1,153,729.97
Apr-06	\$508,065.73	\$446,049.82	\$1,391,180.70	\$1,143,117.06
May-06	\$369,285.16	\$307,269.24	\$1,343,362.03	\$1,095,298.38
Jun-06	\$268,382.13	\$206,366.22	\$1,340,994.97	\$1,092,931.32
Jul-06	\$141,343.41	\$79,327.50	\$1,311,862.68	\$1,063,799.04
Aug-06	\$19,522.00	(\$42,493.91)	\$1,282,091.64	\$1,034,028.00
Sep-06	(\$85,071.90)	(\$147,087.81)	\$1,276,154.51	\$1,028,090.86
Oct-06	(\$220,133.44)	(\$282,149.35)	\$1,237,680.84	\$989,617.20
Nov-06	(\$332,353.38)	(\$394,369.29)	\$1,217,895.08	\$969,831.43
Dec-06	(\$419,851.81)	(\$481,867.72)	\$1,229,728.53	\$981,664.89
Jan-07	(\$529,925.71)	(\$591,941.62)	\$1,215,271.49	\$967,207.84
Feb-07	(\$636,662.73)	(\$698,678.64)	\$1,202,540.32	\$954,476.67
Mar-07	(\$746,258.38)	(\$808,274.30)	\$1,188,104.99	\$940,041.35
Apr-07	(\$852,984.25)	(\$915,000.16)	\$1,176,934.63	\$928,870.99
May-07	(\$954,957.66)	(\$1,016,973.57)	\$1,170,325.48	\$922,261.84
Jun-07	(\$1,039,724.95)	(\$1,101,740.87)	\$1,183,064.91	\$935,001.27

Notes:

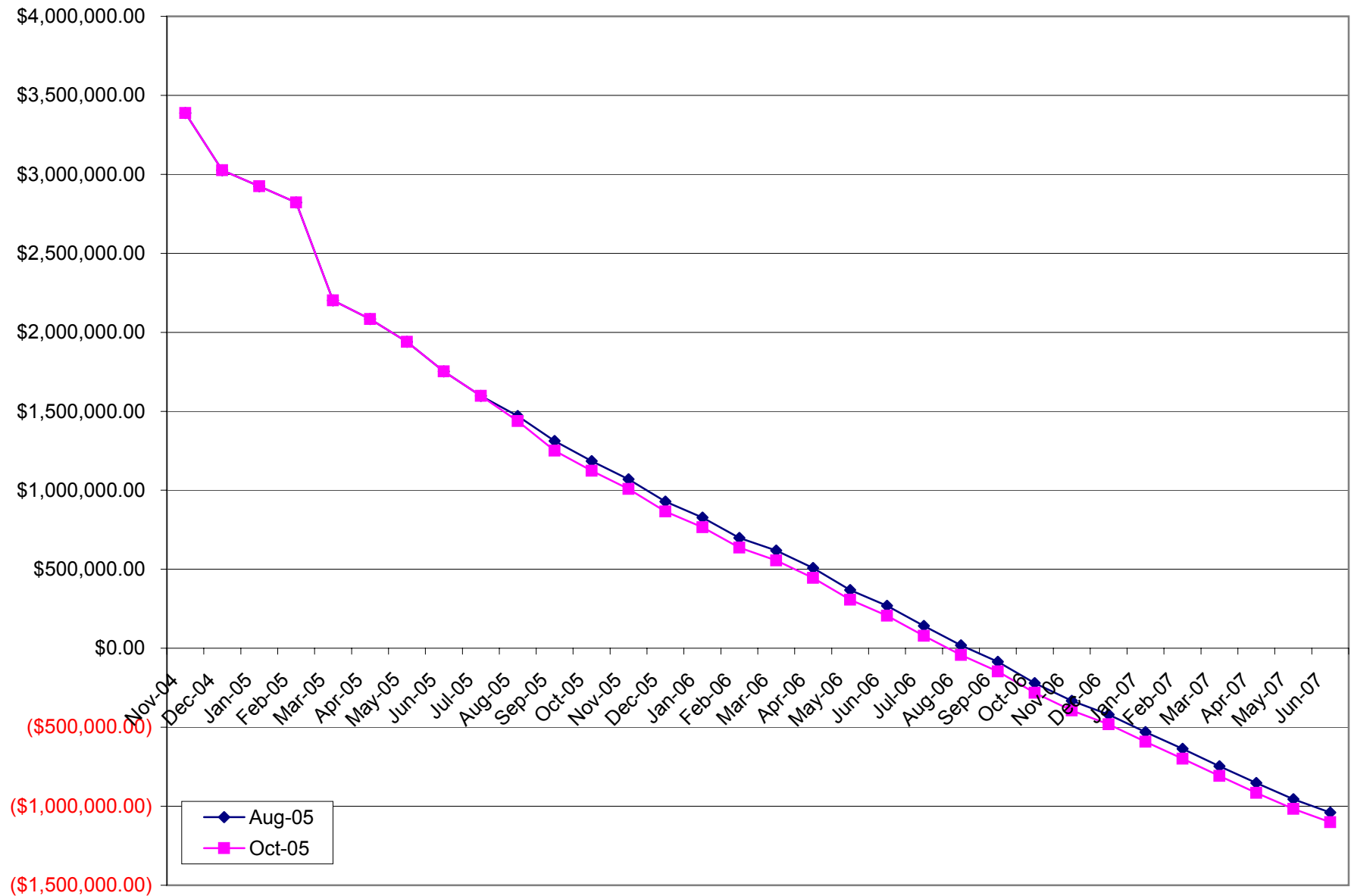
1. CapTel:

- Distribution is frozen on June 30, 2005;
- No more CapTel Phones will be distributed;
- 273 phones assumed to be held by the public. As of April 30, 269 phones were held by the public;
- 153 minutes assumed average monthly usage yielding assumed 41,769 total minutes per month;
- \$60,565.05 estimated continuing monthly expenditure.

2. Monthly equipment distribution program expenditures:

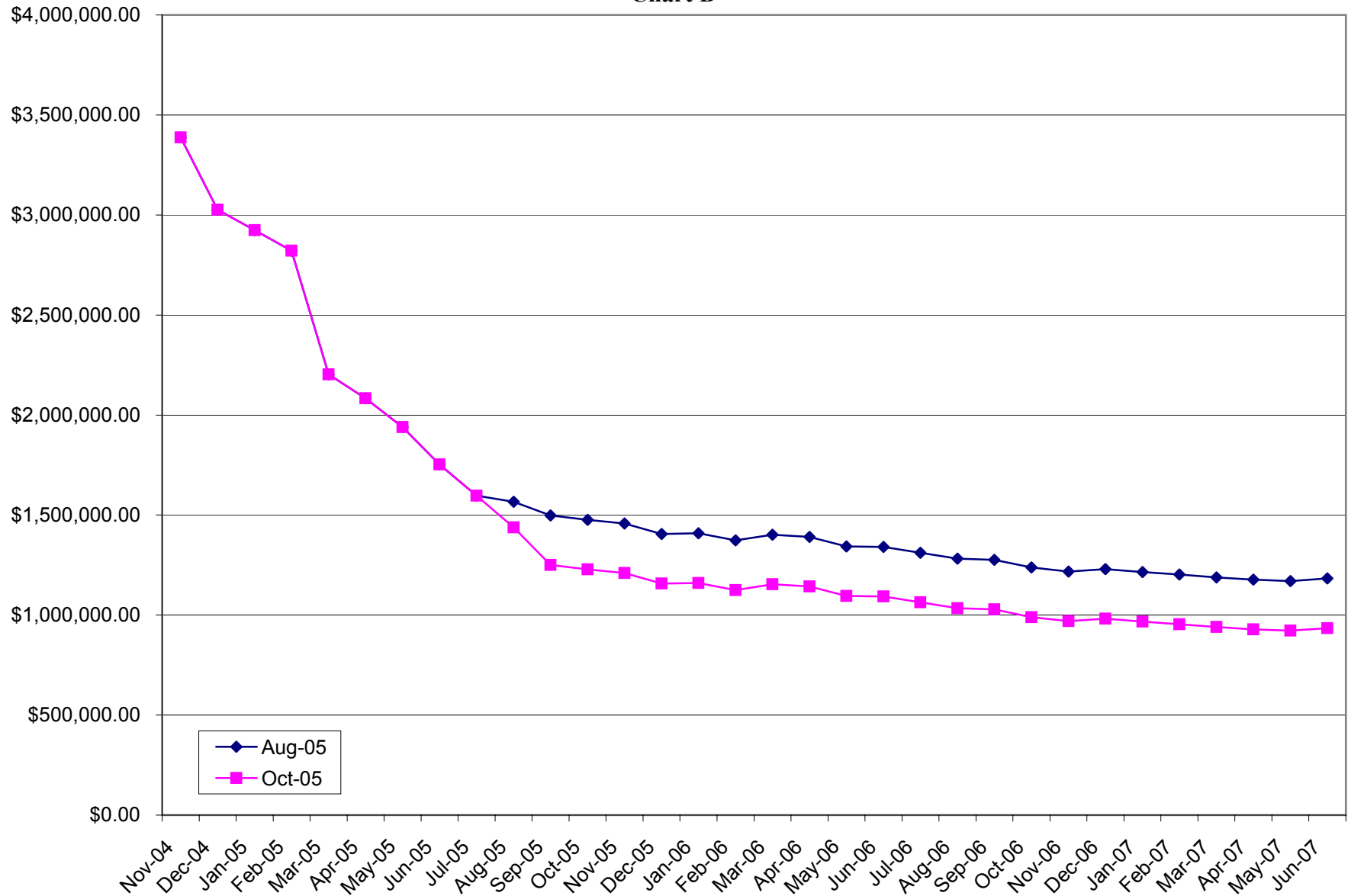
- Equal the monthly average of the FY 2006 appropriation (\$186,127);
- Are used for FY 2006 and FY 2007.

**Anticipated Impact on Fund Balance of \$0.11 Surcharge Imposed in August or October 2005 with CapTel Distribution Frozen on June 30, 2005 and 153 Minutes Residual Average Usage**  
**Chart A**



CapTel Usage: 153 Minutes @ \$0.11 Surcharge  
Refer to Table 1, Page 1 Column A

**Anticipated Impact on Fund balance of \$0.14 Surcharge Imposed in August or October 2005 with CapTel Distribution Frozen on June 30, 2005 and 153 Residual Average Usage**  
**Chart B**



**Anticipated Impact on Fund Balance of \$0.11 and \$0.14 Surcharges Imposed in August or October 2005 with CapTel Distribution Frozen on June 30, 2005 and 175 Minutes Residual Average Usage**

**Table 2**

Date	Column C \$0.11 Surcharge See Page 5, Chart C		Column D \$0.14 Surcharge See Page 6, Chart D	
	Aug-05	Oct-05	Aug-05	Oct-05
Nov-04	\$3,388,181.38	\$3,388,181.38	\$3,388,181.38	\$3,388,181.38
Dec-04	\$3,026,568.36	\$3,026,568.36	\$3,026,568.36	\$3,026,568.36
Jan-05	\$2,924,514.93	\$2,924,514.93	\$2,924,514.93	\$2,924,514.93
Feb-05	\$2,821,749.14	\$2,821,749.14	\$2,821,749.14	\$2,821,749.14
Mar-05	\$2,202,631.04	\$2,202,631.04	\$2,202,631.04	\$2,202,631.04
Apr-05	\$2,083,735.23	\$2,083,735.23	\$2,083,735.23	\$2,083,735.23
May-05	\$1,931,207.58	\$1,931,207.58	\$1,931,207.58	\$1,931,207.58
Jun-05	\$1,735,616.67	\$1,735,616.67	\$1,735,616.67	\$1,735,616.67
Jul-05	\$1,571,250.81	\$1,571,250.81	\$1,571,250.81	\$1,571,250.81
Aug-05	\$1,435,983.33	\$1,403,916.78	\$1,532,182.96	\$1,403,916.78
Sep-05	\$1,269,632.64	\$1,207,616.73	\$1,455,680.38	\$1,207,616.73
Oct-05	\$1,133,682.55	\$1,071,666.64	\$1,424,290.73	\$1,176,227.08
Nov-05	\$1,010,047.75	\$948,031.84	\$1,397,711.45	\$1,149,647.80
Dec-05	\$858,974.37	\$796,958.46	\$1,336,422.63	\$1,088,358.99
Jan-06	\$749,869.22	\$687,853.30	\$1,330,811.69	\$1,082,748.04
Feb-06	\$612,378.16	\$550,362.25	\$1,286,809.29	\$1,038,745.65
Mar-06	\$523,337.16	\$461,321.25	\$1,306,635.91	\$1,058,572.27
Apr-06	\$404,199.33	\$342,183.42	\$1,287,314.30	\$1,039,250.66
May-06	\$256,710.06	\$194,694.14	\$1,230,786.93	\$982,723.28
Jun-06	\$147,098.33	\$85,082.42	\$1,219,711.17	\$971,647.52
Jul-06	\$11,350.91	(\$50,665.00)	\$1,181,870.18	\$933,806.54
Aug-06	(\$119,179.20)	(\$181,195.11)	\$1,143,390.44	\$895,326.80
Sep-06	(\$232,481.80)	(\$294,497.71)	\$1,128,744.61	\$880,680.96
Oct-06	(\$376,252.04)	(\$438,267.95)	\$1,081,562.24	\$833,498.60
Nov-06	(\$497,180.68)	(\$559,196.59)	\$1,053,067.78	\$805,004.13
Dec-06	(\$593,387.81)	(\$655,403.72)	\$1,056,192.53	\$808,128.89
Jan-07	(\$712,170.41)	(\$774,186.32)	\$1,033,026.79	\$784,963.14
Feb-07	(\$827,616.13)	(\$889,632.04)	\$1,011,586.92	\$763,523.27
Mar-07	(\$945,920.48)	(\$1,007,936.40)	\$988,442.89	\$740,379.25
Apr-07	(\$1,061,355.05)	(\$1,123,370.96)	\$968,563.83	\$720,500.19
May-07	(\$1,172,037.16)	(\$1,234,053.07)	\$953,245.98	\$705,182.34
Jun-07	(\$1,265,513.15)	(\$1,327,529.07)	\$957,276.71	\$709,213.07

Notes:

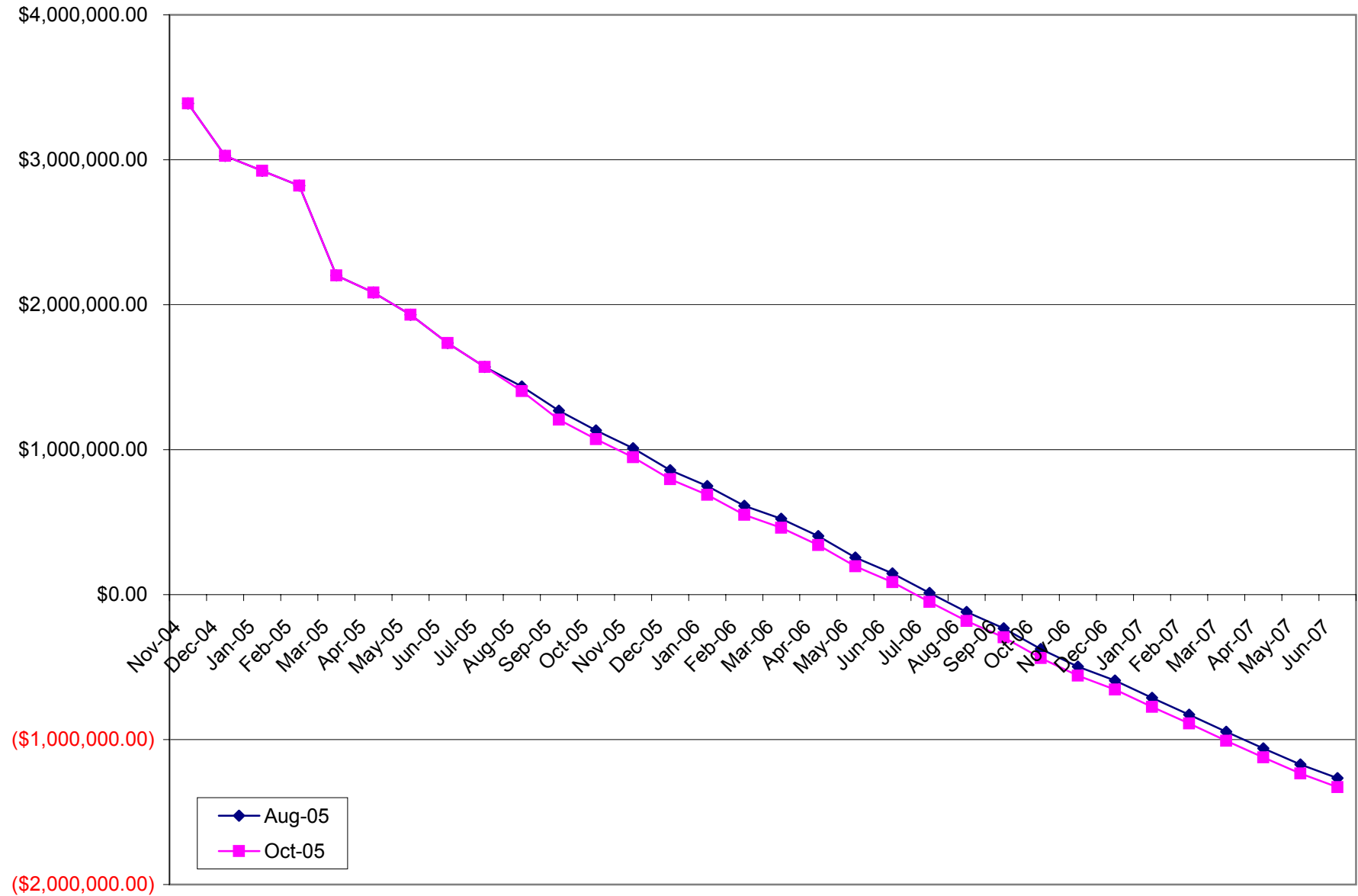
1. CapTel:

- Distribution is frozen on June 30, 2005;
- No more CapTel Phones will be distributed;
- 273 phones assumed to be held by the public. As of April 30, 269 phones were held by the public;
- 175 minutes assumed average monthly usage yielding assumed 47,775 minutes per month;
- \$69,273.75 estimated continuing monthly expenditure.

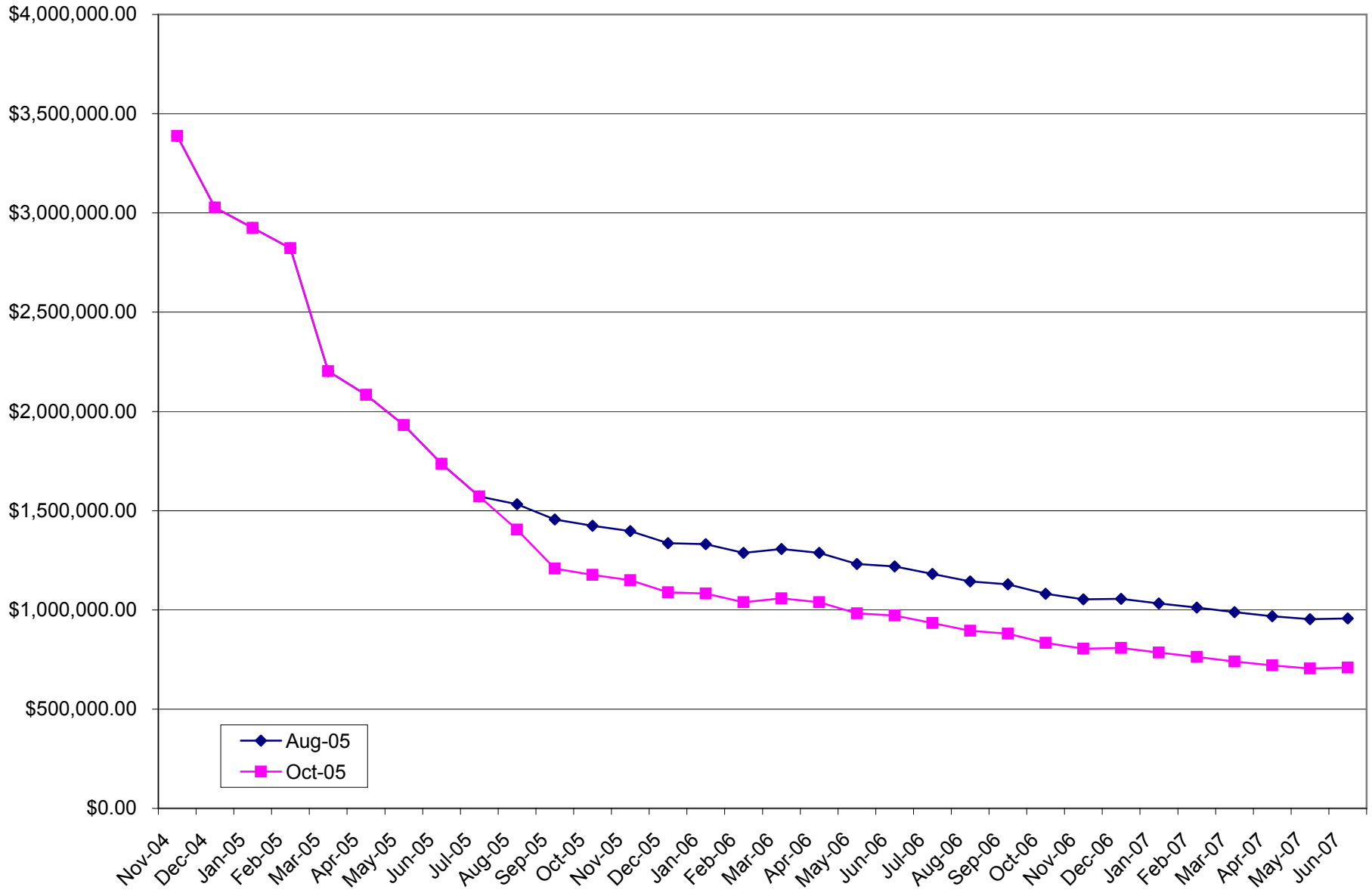
2. Monthly equipment distribution program expenditures:

- Equal the monthly average of the FY 2006 appropriation (\$186,127);
- Are used for FY 2006 and FY 2007.

**Anticipated Impact on Fund balance of \$0.11 Surcharge Imposed in August or October 2005 with CapTel Distribution Frozen on June 30, 2005 and 175 Minutes Residual Average Usage**  
**Chart C**



**Impact on Fund Balance of \$0.14 Surcharge Imposed in August or October 2005 with CapTel Distribution Frozen on June 30, 2005  
and 175 Minutes Residual Average Usage**  
**Chart D**



CapTel Usage: 175 Minutes @ \$0.14 Surcharge  
Refer to Table 2, Page 4 Column D