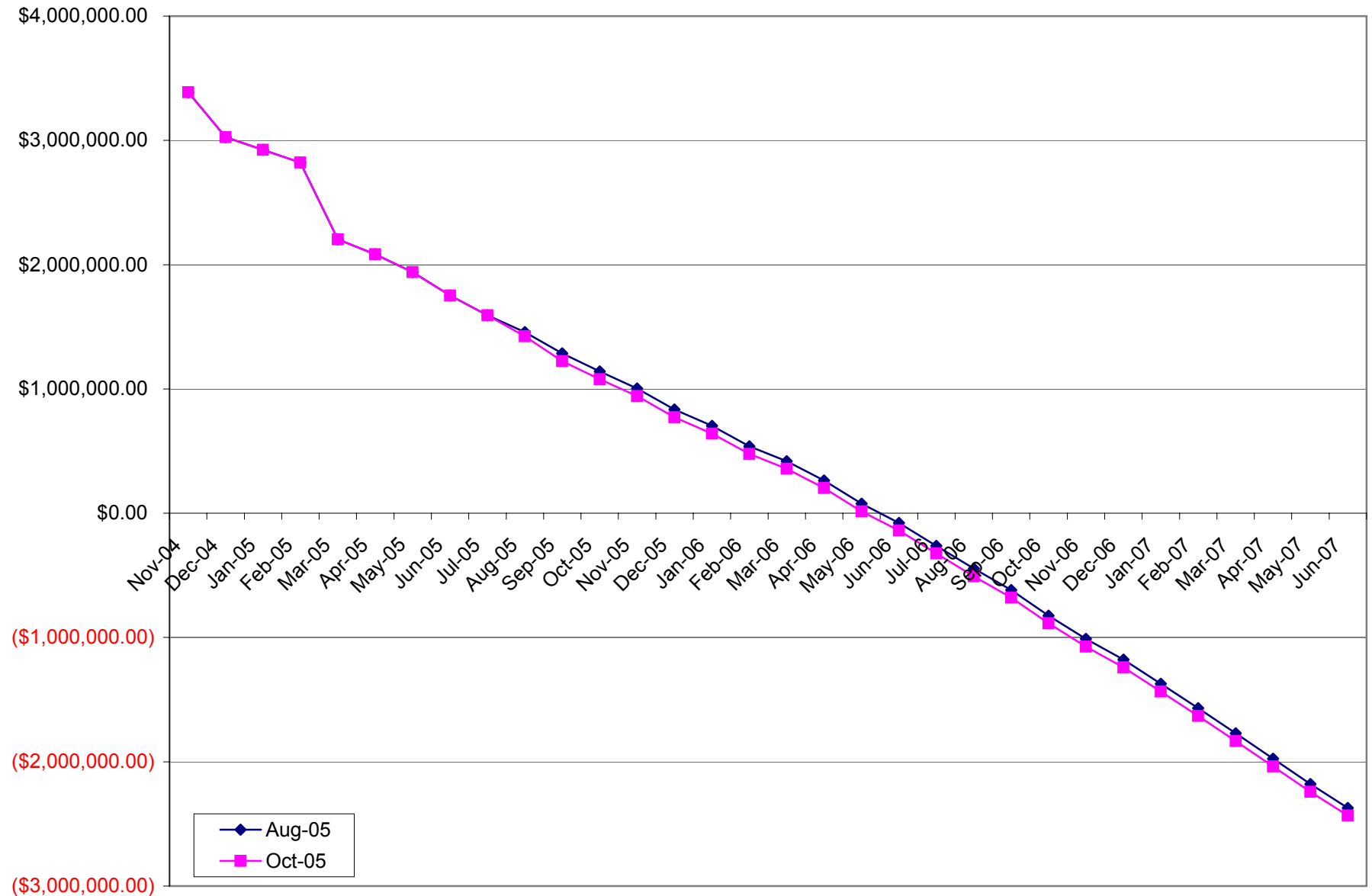


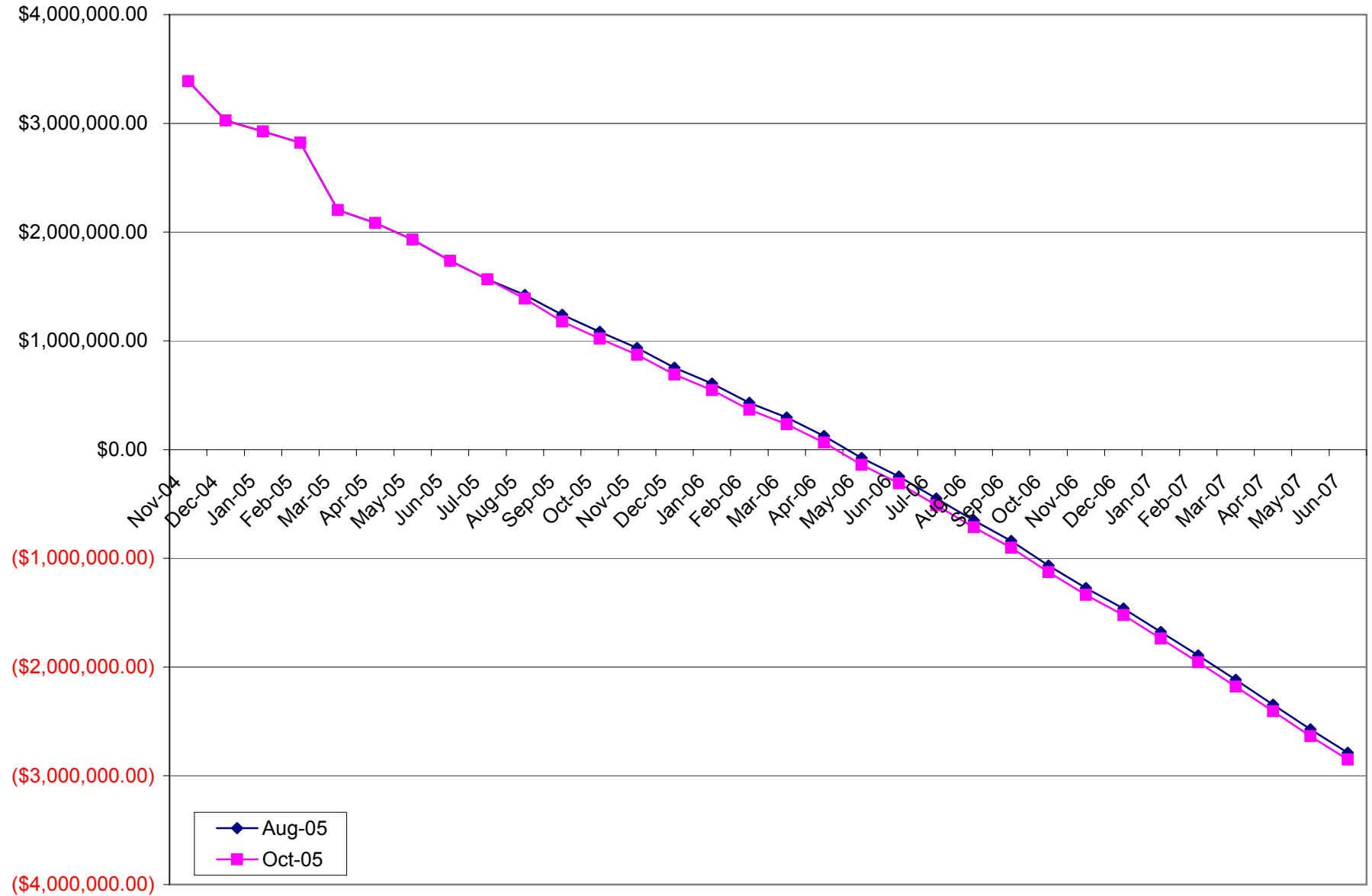
Anticipated Impact on Fund Balance of \$0.11 Surcharge Imposed in August or October 2005 under Various CapTel Usage Scenarios

	Column A		Column B		Column C	
	CapTel Usage: 153 Minutes		CapTel Usage: 175 Minutes		CapTel Usage: 200 Minutes	
	See Page 2, Chart A		See Page 3, Chart B		See Page 4, Chart C	
	Aug-05	Oct-05	Aug-05	Oct-05	Aug-05	Oct-05
Nov-04	\$3,388,181.38	\$3,388,181.38	\$3,388,181.38	\$3,388,181.38	\$3,388,181.38	\$3,388,181.38
Dec-04	\$3,026,568.36	\$3,026,568.36	\$3,026,568.36	\$3,026,568.36	\$3,026,568.36	\$3,026,568.36
Jan-05	\$2,924,514.93	\$2,924,514.93	\$2,924,514.93	\$2,924,514.93	\$2,924,514.93	\$2,924,514.93
Feb-05	\$2,821,749.14	\$2,821,749.14	\$2,821,749.14	\$2,821,749.14	\$2,821,749.14	\$2,821,749.14
Mar-05	\$2,202,631.04	\$2,202,631.04	\$2,202,631.04	\$2,202,631.04	\$2,202,631.04	\$2,202,631.04
Apr-05	\$2,083,735.23	\$2,083,735.23	\$2,083,735.23	\$2,083,735.23	\$2,083,735.23	\$2,083,735.23
May-05	\$1,939,278.28	\$1,939,278.28	\$1,931,207.58	\$1,931,207.58	\$1,922,036.33	\$1,922,036.33
Jun-05	\$1,752,396.07	\$1,752,396.07	\$1,735,616.67	\$1,735,616.67	\$1,716,549.17	\$1,716,549.17
Jul-05	\$1,592,301.91	\$1,592,301.91	\$1,566,175.81	\$1,566,175.81	\$1,536,487.06	\$1,536,487.06
Aug-05	\$1,456,869.13	\$1,424,802.58	\$1,420,758.33	\$1,388,691.78	\$1,379,723.33	\$1,347,656.78
Sep-05	\$1,285,916.14	\$1,223,900.23	\$1,239,182.64	\$1,177,166.73	\$1,186,076.39	\$1,124,060.48
Oct-05	\$1,140,926.75	\$1,078,910.84	\$1,082,932.55	\$1,020,916.64	\$1,017,030.05	\$955,014.14
Nov-05	\$1,003,815.65	\$941,799.74	\$933,922.75	\$871,906.84	\$854,499.00	\$792,483.09
Dec-05	\$834,828.97	\$772,813.06	\$752,399.37	\$690,383.46	\$658,729.37	\$596,713.46
Jan-06	\$703,373.52	\$641,357.60	\$607,769.22	\$545,753.30	\$499,127.97	\$437,112.05
Feb-06	\$539,095.16	\$477,079.25	\$429,678.16	\$367,662.25	\$305,340.66	\$243,324.75
Mar-06	\$418,829.86	\$356,813.95	\$294,962.16	\$232,946.25	\$154,203.41	\$92,187.50
Apr-06	\$264,030.73	\$202,014.82	\$125,074.33	\$63,058.42	(\$32,830.67)	(\$94,846.58)
May-06	\$76,443.16	\$14,427.24	(\$78,239.94)	(\$140,255.86)	(\$254,016.19)	(\$316,032.11)
Jun-06	(\$77,703.87)	(\$139,719.78)	(\$248,751.67)	(\$310,767.58)	(\$443,124.17)	(\$505,140.08)
Jul-06	(\$262,423.59)	(\$324,439.50)	(\$450,474.09)	(\$512,490.00)	(\$664,167.84)	(\$726,183.75)
Aug-06	(\$446,363.00)	(\$508,378.91)	(\$652,054.20)	(\$714,070.11)	(\$885,794.20)	(\$947,810.11)
Sep-06	(\$617,511.90)	(\$679,527.81)	(\$841,481.80)	(\$903,497.71)	(\$1,095,993.05)	(\$1,158,008.96)
Oct-06	(\$823,565.44)	(\$885,581.35)	(\$1,066,452.04)	(\$1,128,467.95)	(\$1,342,459.54)	(\$1,404,475.45)
Nov-06	(\$1,011,214.38)	(\$1,073,230.29)	(\$1,273,655.68)	(\$1,335,671.59)	(\$1,571,884.43)	(\$1,633,900.34)
Dec-06	(\$1,178,578.81)	(\$1,240,594.72)	(\$1,461,212.81)	(\$1,523,228.72)	(\$1,782,387.81)	(\$1,844,403.72)
Jan-07	(\$1,372,955.71)	(\$1,434,971.62)	(\$1,676,420.41)	(\$1,738,436.32)	(\$2,021,266.66)	(\$2,083,282.57)
Feb-07	(\$1,568,432.73)	(\$1,630,448.64)	(\$1,893,366.13)	(\$1,955,382.04)	(\$2,262,608.63)	(\$2,324,624.54)
Mar-07	(\$1,771,205.38)	(\$1,833,221.30)	(\$2,118,245.48)	(\$2,180,261.40)	(\$2,512,609.23)	(\$2,574,625.15)
Apr-07	(\$1,975,545.25)	(\$2,037,561.16)	(\$2,345,330.05)	(\$2,407,345.96)	(\$2,765,540.05)	(\$2,827,555.96)
May-07	(\$2,179,569.66)	(\$2,241,585.57)	(\$2,572,737.16)	(\$2,634,753.07)	(\$3,019,518.41)	(\$3,081,534.32)
Jun-07	(\$2,370,824.95)	(\$2,432,840.87)	(\$2,788,013.15)	(\$2,850,029.07)	(\$3,262,090.65)	(\$3,324,106.57)

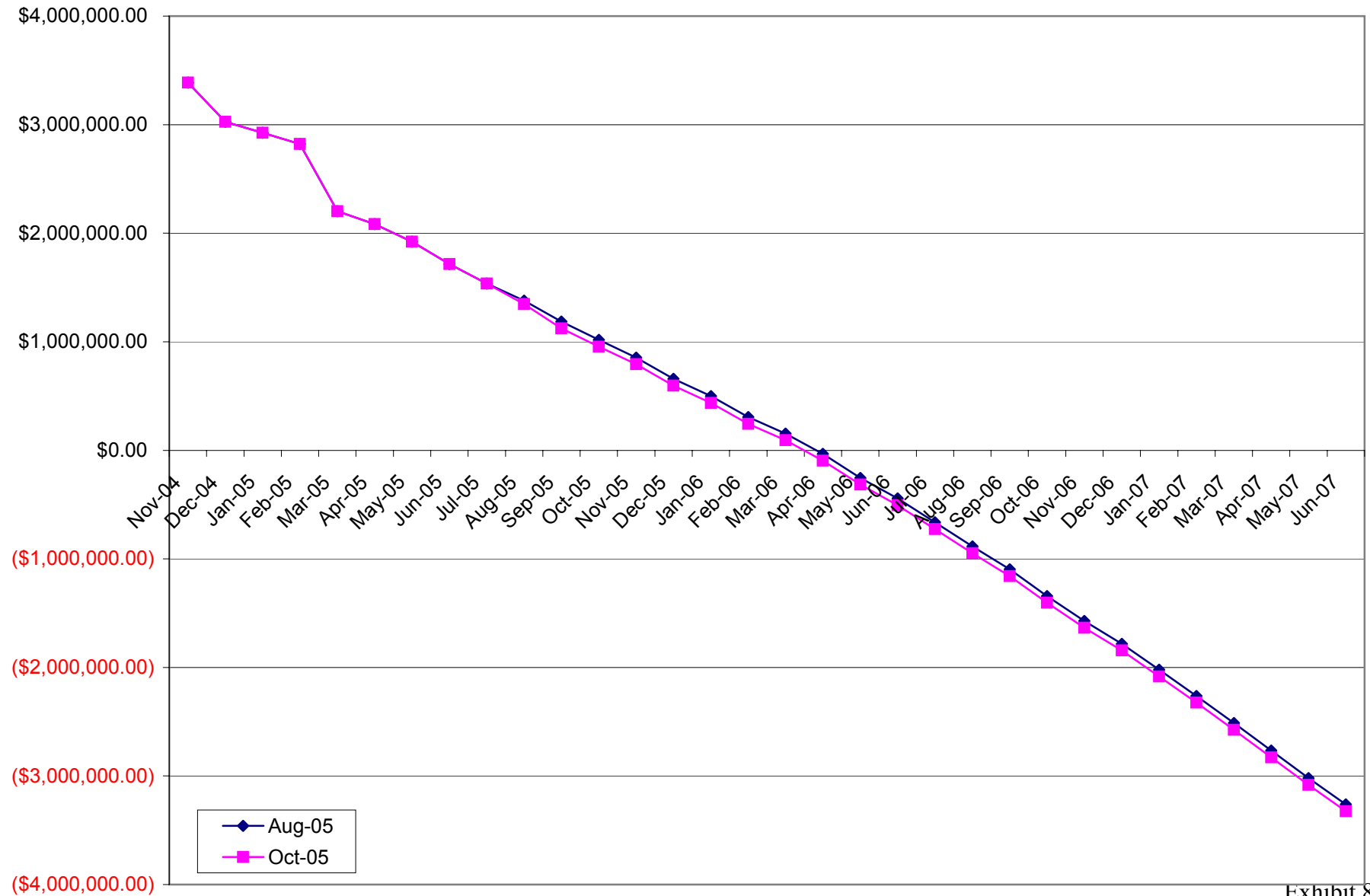
Impact on Fund Balance of \$0.11 Surcharge Imposed in August or October 2005 Assuming 153 Minutes Average CapTel Usage
Chart A



Impact on Fund Balance of \$0.11 Surcharge Imposed in August or October 2005 Assuming 175 Minutes Average CapTel Usage
Chart B



Impact on Fund Balance of \$0.11 Surcharge Imposed in August or October 2005 Assuming 200 Minutes Average CapTel Usage
Chart C



CapTel Usage: 200 Minutes
Refer to Page 1, Column C