

FINNEGAN, CONRAD & PETERSON, L.C.

ATTORNEYS AND COUNSELORS AT LAW

1209 PENNTOWER OFFICE CENTER
3100 BROADWAY
KANSAS CITY, MISSOURI 64111

(816) 753-1122
TELECOPIER (816) 756-0373

JEREMIAH FINNEGAN, P.C.
STUART W. CONRAD
C. EDWARD PETERSON*

*ALSO ADMITTED IN
KANSAS AND MASSACHUSETTS

March 17, 2006

FILED

MAR 21 2006

Missouri Public
Service Commission

Ms. Cully Dale, Secretary
Missouri Public Service Commission
301 West High Street, Room 530
P.O. Box 360
Jefferson City, MO 65102

Re: Case Nos. SA-2005-0297 & SA-2005-0467 - Timber Creek Sewer Company
PSC No. 2 - Tariffs Governing Rendering of Sewer Service
Substitute Sheet Nos. 2, 2A, 5 and 9


Dear Ms. Dale:

Enclosed for filing find the original and five (5) copies of the following substitute tariff sheets: P.S.C. MO No. 2, Original Sheet Nos. 2, 2A, 5 and 9. We are requesting that you remove the corresponding sheets from the new tariff filed on March 6, 2006 and replace them with the enclosed sheets. These substitute sheets are being filed to correct errors and to satisfy the additional requirements of the Staff as expressed by Martin Hummel.

I understand that you need the original and three (3) copies. Please return the additional copies to me in the self-addressed, stamped envelope to let me know that they have been received.

Very truly yours,

FINNEGAN, CONRAD & PETERSON, L.C.

By: 
Jeremiah D. Finnegan

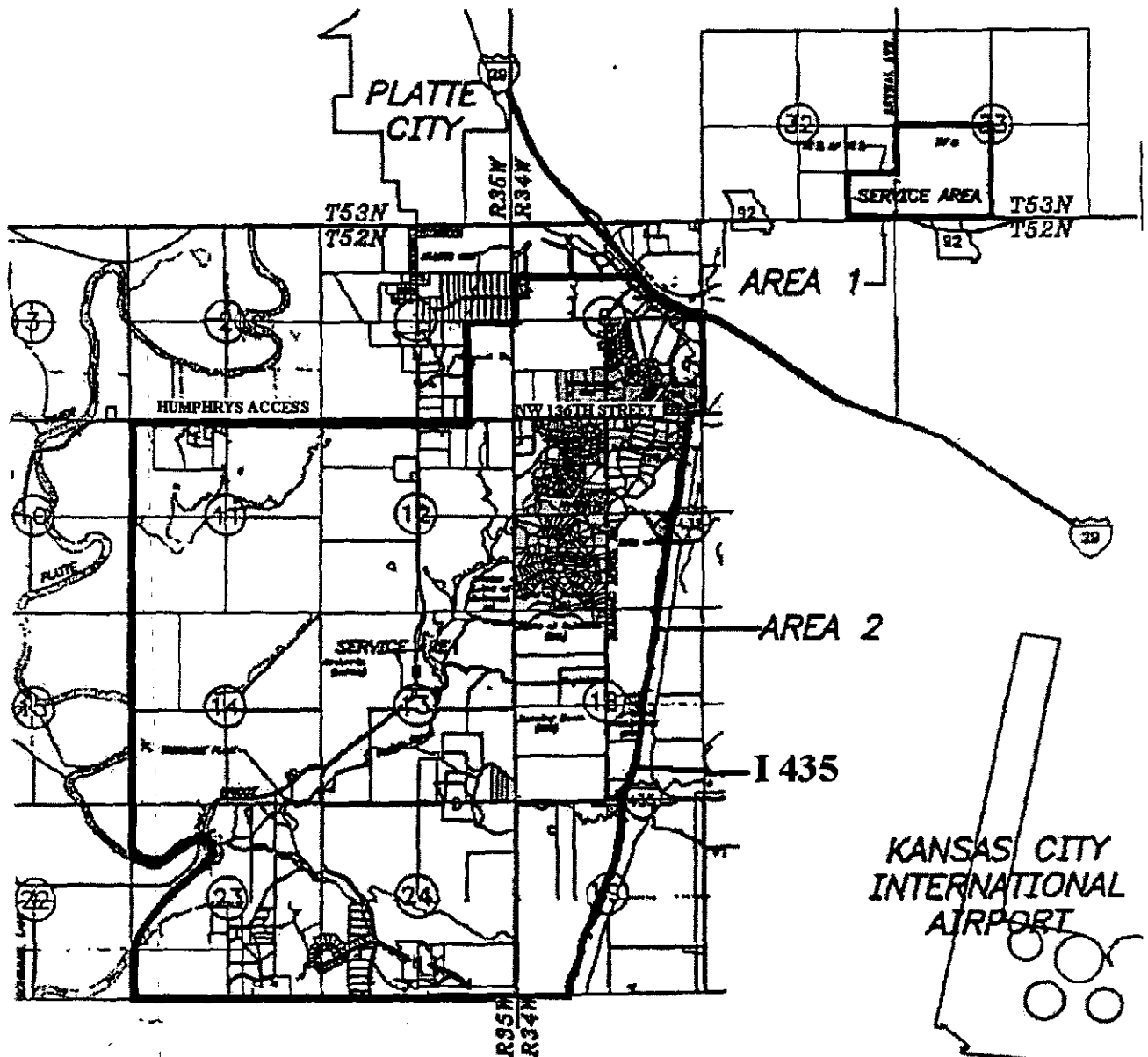
JDF: ach
Enclosures
cc: Willis Sherry
Office of Public Counsel
Martin Hummel

Name of Utility: Timber Creek Sewer Company

Service Areas: Certificated Areas in Missouri

Rules Governing Rendering of
Sewer Service

Map of Service Area



* Indicates new rate or text
+ Indicates change

DATE OF ISSUE: March 6, 2006
ISSUED BY: Willis C. Sherry, President

DATE EFFECTIVE: April 5, 2006
P.O. Box 511, Platte City, MO 64079

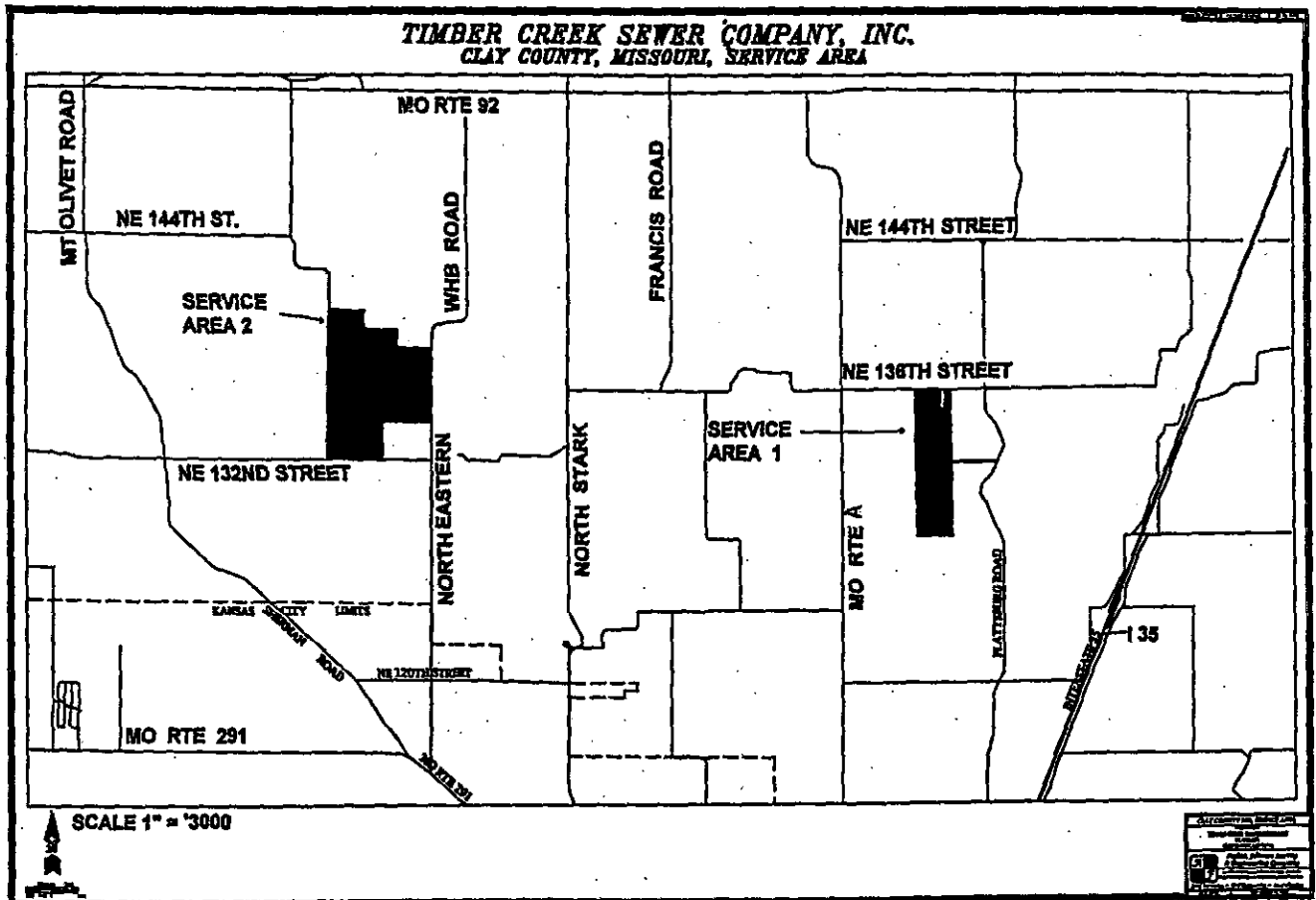
P.S.C. MO NO.2
Cancelling P.S.C. MO NO.1

Original Sheet No. 2A

Name of Utility: Timber Creek Sewer Company

Service Areas: Certificated Areas in Missouri

Rules Governing Rendering of
Sewer Service



* Indicates new rate or text
+ Indicates change

DATE OF ISSUE: March 6, 2006
ISSUED BY: Willis C. Sherry, President

DATE EFFECTIVE: April 5, 2006
P.O. Box 511, Platte City, MO 64079

Name of Utility: Timber Creek Sewer Company

Service Areas: Certificated Areas in Missouri

Rules Governing Rendering of
Sewer Service

Schedule of Service Charges

Any Connection Permit and Inspection Fee:

A fee of \$50.00 shall be collected when the applicant requests a permit to connect to the company's sanitary sewer system. A fee of \$25.00 shall be collected for each reinspection of an applicant's service connection due to partial installation or failure to comply with the requirements of Rule No. 5 Inside Piping and Customer Service Sewer.

Sewer Extension Plan Review Fee:

A plan review fee Sewer of \$150.00 plus \$0.10 per lineal foot of sewer (8" diameter) and larger will be collected from the Applicant of the review of the proposed sewer extension by the Company. This fee will be paid at the time of the submittal of the plans to the Company.

Commercial and Industrial Building Plan Review Fee:

For the Class 1 Commercial Building, a building plan review fee of \$50.00 shall be collected, prior to the date of any such connection to the Company sanitary sewer system.

For Class 2 Commercial Building, a building plan review fee of \$50.00 plus \$10.00 per 1000 Square feet shall be collected, prior to the date of any such connection to the Company sanitary sewer service system. The Maximum fee will be \$500.00.

For Class 1 Industrial Building, a building plan review fee of \$100.00 plus \$10.00 per 1000 square feet shall be collected, prior to the date of any such connection to the Company sanitary sewer system. The Maximum fee will be \$2000.00.

* Indicates new rate or text

+ Indicates change

DATE OF ISSUE: March 6, 2006
ISSUED BY: Willis C. Sherry, President

DATE EFFECTIVE: April 5, 2006
P.O. Box 511, Platte City, MO 64079

Name of Utility: Timber Creek Sewer Company

Service Areas: Certificated Areas in Missouri

Rules Governing Rendering of
Sewer Service

Rule 1 DEFINITIONS (contd.)

“SEWER USAGE FACTOR” (SUF) , where usage information is available SUF is calculated by using the sum of the largest 3 months water use, excluding consumptive use like lawn watering and swimming pool, divided by 18,000 gallons rounded to the nearest tenth. The minimum factor is one. Where usage information is not readily available, the SUF shall be determined by the application of the standard equivalent dwelling unit (EDU) attributable to the use of the premises. The minimum unit for each classification of users is one. The number of EDUs attributable to each type of use or user will be calculated in accordance with the Summary of Equivalent Dwelling Units, a copy of which is available for inspection in the offices of the company. Such is identical to the Summary of Equivalent Dwelling Units attached as Exhibit 3 to the Sewer Agreement dated August 12, 1999 between company and the City of Platte City, Missouri.

“SUBDIVISION” is any land in the state of Missouri which is divided or proposed to be divided into two or more lots or other divisions of land, whether contiguous or not, or uniform in size or not, for the purpose of sale or lease, and includes resubdivision thereof.

“SUSPENDED SOLIDS” are the insoluble materials suspended or dispersed in waste water, expressed in milligrams per liter on a dry weight basis, as determined by standard procedures.

“TERMINATION OF SERVICE” is the cessation of the use of sewer service requested by the customer. Such TERMINATION OF SERVICE shall be accomplished by a method verified and recognized by the company, and may include physical disconnection of the service sewer, termination or disconnection of water service by the water utility, or the company’s observation of nonoccupancy of the unit served.

“UNIT” or “LIVING UNIT” shall be used herein to define the premises or property of a single sewer user, whether or not that sewer user is the customer. It shall pertain to any building whether multi-tenant or single occupancy, residential or commercial, owned or or leased. Each mobile home in a mobile home park, and each rental unit of a multi-tenant rental property are considered as separate UNITS for each single family or firm occupying same as a residence or place of business.

* Indicates new rate or text

+ Indicates change

DATE OF ISSUE: March 6, 2006
ISSUED BY: Willis C. Sherry, President

DATE EFFECTIVE: April 5, 2006
P.O. Box 511, Platte City, MO 64079