

No Supplement to this tariff will be issued except for the purpose of canceling this tariff.

Access Services Tariff  
Section 6  
5th Revised Sheet 41  
Replacing 4th Revised Sheet 41

ACCESS SERVICES

6. SWITCHED ACCESS SERVICE-(Continued)

6.4 Local Switching Features-(Continued)

6.4.1 Common Switching Features-(Continued)

F. Automatic Number Identification (ANI)-(Continued)

(CT)

The ANI feature is an end office software function which is associated on a call-by-call basis with:

All individual transmission paths in a trunk group routed directly between an end office and a customer's premises, or

All individual transmission paths in a trunk group between an end office and an access tandem, and a trunk group between an access tandem and a customer's premises, where technically feasible.

The seven or ten digit telephone number is transmitted on all calls except those originating from multiparty lines, coin stations and coinless pay telephones using FGB or BSA-B, or when an ANI failure has occurred.

Information indicators will be provided to customers with FGB, FGC, FGD, BSA-B or BSA-C and identify:

- (1) telephone number is the station billing number - no special treatment required;
- (2) multiparty line - telephone number is a 4-party line and cannot be identified so the number must be obtained via an operator or in some other manner;
- (3) ANI failure has occurred in the end office switch which prevents identification of calling telephone number, so it must be obtained by operator or in some other manner;
- (4) hotel/motel originated call which requires room number identification;
- (5) coinless station, hospital, inmate, etc. call which requires special screening or handling by the customer; and
- (6) call is an Automatic Identified Outward Dialed (AIOD) call from customer premises equipment. The ANI telephone number is the listed telephone number of the customer and is not the telephone number of the calling party.

(CT)

Issued: March 7, 1994

Effective: April 7, 1994

By M. H. SCHULTEIS, Division Manager-Regulatory & Industry Relations  
Southwestern Bell Telephone Company  
St. Louis, Missouri

No supplement to this tariff will be issued except for the purpose of canceling this tariff.

Access Services Tariff  
Section 6  
4th Revised Sheet 41  
Replacing 3rd Revised Sheet 41

ACCESS SERVICES

6. SWITCHED ACCESS SERVICE-(Continued)

RECEIVED

6.4 Local Switching Features-(Continued)

MAR 13 1993

6.4.1 Common Switching Features-(Continued)

MO. PUBLIC SERVICE COMM.

F. Automatic Number Identification (ANI)-(Continued)

The seven-digit ANI telephone number is available with FGB or BSA-B on a direct trunk basis only. With FGC or BSA-C, technical limitations may exist in Telephone Company switching facilities which require ANI to be provided only on a directly trunked basis. ANI will be transmitted on all calls except those originating from multiparty lines, coin stations and coinless pay telephones using FGB or BSA-B, or when an ANI failure has occurred where ANI is not provided to an SSP equipped office for 800 NPAS.

(AT)

With FGC and BSA-C, ANI is provided from end offices at which Telephone Company recording for end user billing is not provided, or where it is not required. It is not provided from end offices for which the Telephone Company needs to forward ANI to its recording equipment.

(RT)

The ten-digit ANI telephone number is only available with Feature Group D. The ten-digit ANI telephone number is also available with BSA-D as a BSE as described in Paragraph 6.6.2, following. The ten-digit ANI telephone number consists of the Numbering Plan Area (NPA) plus the seven-digit ANI telephone number. The ten-digit ANI telephone number will be transmitted on all calls except those identified as multiparty line or ANI failure or where ANI is not provided to an SSP equipped office for 800 NPAS in which case only the NPA will be transmitted (in addition to the information digit described below).

(AT)

(AT)

Where ANI cannot be provided, e.g., on calls from 4-party services, formation digits will be provided to the IC with FGB, FGC, FGD, BSA-B or BSA-C or BSA-D.

The information digits identify: (1) telephone number billing number - no special treatment required, (2) multiparty telephone number is a 4-party line and cannot be identified - number must be obtained via an operator or in some other manner, (3) ANI failure has occurred in the end office switch which prevents identification of calling telephone number - must be obtained by operator or in some other manner, (4) hotel/motel-originated call which requires room number identification, (5) coinless station, hospital, inmate, etc., call which requires special screening or handling by the IC, and (6) call is an Automatic Identified Outward Dialed (AIOD) call from customer premises equipment. The ANI telephone number is the listed telephone number of the customer and is not the telephone number of the calling party.

CANCELLED

APR 1994  
BY S. R. S. # 41  
Public Service Commission  
MISSOURI

FILED

Issued: MAR 22 1993

Effective: MAY - 1 1993

MAY 01 1993

By A. D. ROBERTSON, Assistant Vice President-External Affairs  
Southwestern Bell Telephone Company  
St. Louis, Missouri

MO. PUBLIC SERVICE COMM.

No supplement to this tariff will be issued except for the purpose of canceling this tariff.

Access Services Tariff  
Section 6  
3rd Revised Sheet 41  
Replacing 2nd Revised Sheet 41

ACCESS SERVICES

6. SWITCHED ACCESS SERVICE-(Continued)

(F) (CT) 6.4 Local Switching Features-(Continued)

(FC) 6.4.1 Common Switching Features-(Continued)

F. Automatic Number Identification (ANI)-(Continued)

(AT) The seven-digit ANI telephone number is available with FGB or BSA-B  
(AT) on a direct trunk basis only. With FGC or BSA-C, technical limitations may exist in Telephone Company switching facilities which require ANI to be provided only on a directly trunked basis. ANI will be transmitted on all calls except those originating from multiparty lines, coin stations and coinless pay telephones using FGB or BSA-B, or when an ANI failure has occurred.

(AT) With FGC and BSA-C, ANI is provided from end offices at which phone Company recording for end user billing is not provided, or where it is not required, as with 800 Service. It is not provided from offices for which the Telephone Company needs to forward ANI to its recording equipment.

(AT) The ten-digit ANI telephone number is only available with Feature Group D. The ten-digit ANI telephone number is also available with BSA-D as a BSE as described in Paragraph 6.6.2, following. The ten-digit ANI telephone number consists of the Numbering Plan Area (NPA) plus the seven-digit ANI telephone number. The ten-digit ANI telephone number will be transmitted on all calls except those identified as multiparty line or ANI failure, in which case only the NPA will be transmitted (in addition to the information digit described below).

(AT) Where ANI cannot be provided, e.g., on calls from 4-party services, information digits will be provided to the IC with FGB, FGC, FGD, BSA-B, (AT) BSA-C or BSA-D.

The information digits identify: (1) telephone number is the station billing number - no special treatment required, (2) multiparty line - telephone number is a 4-party line and cannot be identified - number must be obtained via an operator or in some other manner, (3) ANI failure has occurred in the end office switch which prevents identification of calling telephone number - must be obtained by operator or in some other manner, (4) hotel/motel-originated call which requires room number identification, (5) coinless station, hospital, inmate, etc., call which requires special screening or handling by the IC, and (6) call is an Automatic Identified Outward Dialed (AIOD) call from customer premises equipment. The ANI telephone number is the listed telephone number of the customer and is not the telephone number of the calling party.

RECEIVED

MAR 29 1993

MISSOURI  
Public Service Commission

CANCELLED

MAY 1 1993  
BY 4 TARS #41

Public Service Commission

MISSOURI

Issued:

MAR 26 1993

Effective:

By R. D. BARRON, President-Missouri Division  
Southwestern Bell Telephone Company  
St. Louis, Missouri

FILED

APR 11 1993

APR 11 1993

92 - 304

MO. PUBLIC SERVICE COMM.

No supplement to this tariff will be issued except for the purpose of canceling this tariff.

Access Services Tariff  
Section 6  
2nd Revised Sheet 41  
Replacing 1st Revised Sheet 41

ACCESS SERVICES

RECEIVED

6. SWITCHED ACCESS SERVICE-(Continued)

AUG 9 1991

(RT) 6.3 Common Switching and Transport Termination Features-(Continued)

MISSOURI

(RT) 6.3.1 Common Switching Features-(Continued)

Public Service Commission

F. Automatic Number Identification (ANI)-(Continued)

The seven-digit ANI telephone number is available with Feature Group B on a direct trunk basis only. With Feature Group C, technical limitations may exist in Telephone Company switching facilities which require ANI to be provided only on a directly trunked basis. ANI will be transmitted on all calls except those originating from multiparty lines, coin stations and coinless pay telephones using Feature Group B, or when an ANI failure has occurred.

With Feature Group C, ANI is provided from end offices at which Telephone Company recording for end user billing is not provided, or where it is not required, as with 800 Service. It is not provided from end offices for which the Telephone Company needs to forward ANI to its recording equipment.

The ten-digit ANI telephone number is only available with Feature Group D. The ten-digit ANI telephone number consists of the Numbering Plan Area (NPA) plus the seven-digit ANI telephone number. The ten-digit ANI telephone number will be transmitted on all calls except those identified as multiparty line or ANI failure, in which case only the NPA will be transmitted (in addition to the information digit described below).

Where ANI cannot be provided, e.g., on calls from 4-party services, information digits will be provided to the IC with FGB, FGC or FGD.

The information digits identify: (1) telephone number is the station billing number - no special treatment required, (2) multiparty line - telephone number is a 4-party line and cannot be identified - number must be obtained via an operator or in some other manner, (3) ANI failure has occurred in the end office switch which prevents identification of calling telephone number - must be obtained by operator or in some other manner, (4) hotel/motel-originated call which requires room number identification, (5) coinless station, hospital, inmate, etc., call which requires special screening or handling by the IC, and (6) call is an Automatic Identified Outward Dialed (AIOD) call from customer premises equipment. The ANI telephone number is the listed telephone number of the customer and is not the telephone number of the calling party.

CANCELLED  
APR 11 1993 #41  
BY R.D.S.  
Public Service Commission  
MISSOURI

Issued: AUG 09 1991

Effective: ~~SEP 09 1991~~

FILED

By R. D. BARRON, President-Missouri Division  
Southwestern Bell Telephone Company  
St. Louis, Missouri

SEP 30 1991

SEP 30 1991

Public Service Commission

No supplement to this tariff will be issued except for the purpose of canceling this tariff.

Access Services Tariff  
Section 6  
1st Revised Sheet 41  
Replacing Original Sheet 41


(CP)ACCESS SERVICES

6. SWITCHED ACCESS SERVICE-(Continued)

6.3 Common Switching and Transport Termination Optional Features-(Continued)

6.3.1 Common Switching Optional Features-(Continued)

F. Automatic Number Identification (ANI)-(Continued)



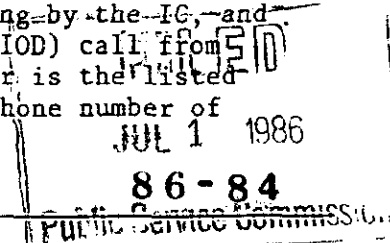
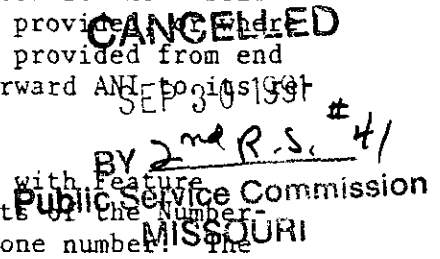
The seven-digit ANI telephone number is available with Feature Group B on a direct trunk basis only. With Feature Group C, technical limitations may exist in Telephone Company switching facilities which require ANI to be provided only on a directly trunked basis. ANI will be transmitted on all calls except those originating from multiparty lines, coin stations and coinless pay telephones using Feature Group B, or when an ANI failure has occurred.

With Feature Group C, ANI is provided from end offices at which Telephone Company recording for end user billing is not provided. If recording it is not required, as with 800 Service. It is not provided from end offices for which the Telephone Company needs to forward ANI to its recording equipment.

The ten-digit ANI telephone number is only available with Feature Group D. The ten-digit ANI telephone number consists of the numbering Plan Area (NPA) plus the seven-digit ANI telephone number. The ten-digit ANI telephone number will be transmitted on all calls except those identified as multiparty line or ANI failure, in which case only the NPA will be transmitted (in addition to the information digit described below).

Where ANI cannot be provided, e.g., on calls from 4-party services, information digits will be provided to the IC with FGB, FGC or FGD.

The information digits identify: (1) telephone number is the station billing number - no special treatment required, (2) multiparty line - telephone number is a 4-party line and cannot be identified - number must be obtained via an operator or in some other manner, (3) ANI failure has occurred in the end office switch which prevents identification of calling telephone number - must be obtained by operator or in some other manner, (4) hotel/motel-originated call which requires room number identification, (5) coinless station, hospital, inmate, etc., call which requires special screening or handling by the IC, and (6) call is an Automatic Identified Outward Dialed (AIOD) call from customer premises equipment. The ANI telephone number is the listed telephone number of the customer and is not the telephone number of the calling party.



Issued: JUN 27 1986

Effective: JUL 1 1986

By R. D. BARRON, President-Missouri Division  
Southwestern Bell Telephone Company  
St. Louis, Missouri

No supplement to this tariff will be issued except for the purpose of canceling this tariff.

Access Services Tariff  
Section 6

Original Sheet 41  
**RECEIVED**  
DEC 29 1983  
MISSOURI  
Public Service Commission

ACCESS SERVICES

6. SWITCHED ACCESS SERVICE-(Continued)

6.3 Common Switching and Transport Termination Nonchargeable Optional Features-(Continued)

6.3.1 Common Switching Optional Features-(Continued)

G. Up to 7-Digit Outpulsing of Access Digits to IC

This option provides for the end office capability of providing up to 7 digits of the uniform access code (950-10XX) to the IC terminal location. The IC can request that only some of the digits in the access code be forwarded. The access code digits would be provided to the IC terminal location using multifrequency signaling, and transmission of the digits would precede the forwarding of ANI if that feature were provided. It is available with Feature Group B.

H. Revertive Pulse Address Signaling

This option provides for a dc pulsing arrangement that transmits intelligence in the following manner:

1. The equipment at the originating location presets itself to represent the number of pulses required and to count the pulses received from the terminating location.
2. The equipment at the terminating location transmits a series of pulses by the momentary grounding of its battery supply until the originating location breaks the dc path to indicate that the required number of pulses has been counted.

This option is available with Feature Group C.

**CANCELLED**

JUL 1 1986  
BY 121 R.S. #41  
PUBLIC SERVICE COMMISSION  
OF MISSOURI

FILED  
JAN - 1 1984  
83 - 253  
Public Service

Issued: DEC 29 1983

Effective: JAN 01 1984

No Supplement to this tariff will be issued except for the purpose of canceling this tariff.

ACCESS SERVICES

6. SWITCHED ACCESS SERVICE-(Continued)

6.4 Local Switching Features-(Continued)

6.4.1 Common Switching Features-(Continued)

F. Automatic Number Identification (ANI)-(Continued)

(CT)

In addition to the information indicators, the seven or ten digit telephone number will be provided to customers for each feature group or BSA as described below:

Seven Digit ANI

FGB or BSA-B - Seven digit ANI is available with FGB or BSA-B on a direct trunk basis only.

FGC or BSA-C - Seven digit ANI is provided with FGC or BSA-C from end offices at which Telephone Company recording for end user billing is not provided, or where it is not required, as with 800 service. It is not provided from end offices for which the Telephone Company needs to forward ANI to its recording equipment. Technical limitations may exist in Telephone Company switching facilities which require seven digit ANI to be provided only on a direct trunk basis. Seven digit ANI is not available with SS7 signaling.

Ten Digit ANI/Charge Number Parameter

FDG - Ten digit ANI/Charge Number Parameter is only available with FDG. (Ten digit ANI/Charge Number Parameter for use with BSA-D is provided as a BSE as specified in 6.6.1.) The ten digit telephone number will be transmitted on all calls except those identified as multiparty line or ANI failure, in which case only the NPA will be transmitted (in addition to the information indicators described preceding). The Charge Number Parameter is equivalent to ten digit ANI when SS7 signaling is ordered.

(CT)

Issued: March 7, 1994

Effective: April 7, 1994

By M. H. SCHULTEIS, Division Manager-Regulatory & Industry Relations  
Southwestern Bell Telephone Company  
St. Louis, Missouri

No Supplement to this tariff will be issued except for the purpose of canceling this tariff.

Access Services Tariff  
Section 6  
5th Revised Sheet 42  
Replacing 4th Revised Sheet 42

ACCESS SERVICES

6. SWITCHED ACCESS SERVICE-(Continued)

6.4 Local Switching Features-(Continued)

6.4.1 Common Switching Features-(Continued)

G. Up to 7-Digit Outpulsing of Access Digits to IC

This feature, available with FGB and BSA-B, provides for the end office capability of providing up to seven digits of the uniform access code (950-0XXX) to the IC terminal location. The IC can request that all or only a portion of the seven digits in the access code be forwarded to the IC terminal location using multifrequency signaling. Transmission of the digits precede the forwarding of ANI if that feature is provided.

(CT)  
|  
(CT)

---

Issued: March 21, 1994

Effective: April 30, 1994

By M. H. SCHULTEIS, Division Manager-Regulatory & Industry Relations  
Southwestern Bell Telephone Company  
St. Louis, Missouri



No supplement to this tariff will be issued except for the purpose of canceling this tariff.

Access Services Tariff  
Section 6  
4th Revised Sheet 42  
Replacing 3rd Revised Sheet 42

ACCESS SERVICES

RECEIVED

OCT 04 1993

MISSOURI  
Public Service Commission

6. SWITCHED ACCESS SERVICE-(Continued)

6.4 Local Switching Features-(Continued)

6.4.1 Common Switching Features-(Continued)

G. Up to 7-Digit Outpulsing of Access Digits to IC

This feature, available with FGB and BSA-B, provides for the end office capability of providing up to seven digits of the uniform access code (950-XXXX) to the IC terminal location. The IC can request that only some of the digits would be provided to the IC terminal location using multifrequency signaling, and transmission of the digits would precede the forwarding of ANI if that feature were provided.

(CT)

CANCELLED

APR 30 1994  
BY 5th R.S. #42  
Public Service Commission  
MISSOURI

FILED

NOV 11 1993

Issued: OCT 11 1993

Effective:

NOV 11 1993

MISSOURI

Public Service Commission

By M. H. SCHULTEIS, Division Manager-Regulatory & Industry Relations  
Southwestern Bell Telephone Company  
St. Louis, Missouri

No supplement to this tariff will be issued except for the purpose of canceling this tariff.

Access Services Tariff  
Section 6  
3rd Revised Sheet 42  
Replacing 2nd Revised Sheet 42

ACCESS SERVICES

6. SWITCHED ACCESS SERVICE-(Continued)

(FC)(CT) 6.4 Local Switching Features-(Continued)

(FC) 6.4.1 Common Switching Features-(Continued)

G. Up to 7-Digit Outpulsing of Access Digits to IC

(AT)

This feature, available with FGB and BSA-B, provides for the end office capability of providing up to seven digits of the uniform access code (950-0XXX or 950-1XXX) to the IC terminal location. The IC can request that only some of the digits would be provided to the IC terminal location using multifrequency signaling, and transmission of the digits would precede the forwarding of ANI if that feature were provided.

RECEIVED

MAR 29 1993

MISSOURI  
Public Service Commission

CANCELLED

NOV 11 1993  
BY 4th R.S. # 42  
Public Service Commission  
MISSOURI

FILED

APR 11 1993

92-304  
MO. PUBLIC SERVICE COMM.

Issued: MAR 26 1993

Effective:

By R. D. BARRON, President-Missouri Division  
Southwestern Bell Telephone Company  
St. Louis, Missouri

APR 11 1993

No supplement to this tariff will be issued except for the purpose of canceling this tariff.

Access Services Tariff  
Section 6  
2nd Revised Sheet 42  
Replacing 1st Revised Sheet 42

ACCESS SERVICES

**RECEIVED**

6. SWITCHED ACCESS SERVICE--(Continued)

AUG 9 1991

(RT) 6.3 Common Switching and Transport Termination Features--(Continued)

(RT) 6.3.1 Common Switching Features--(Continued)

**MISSOURI  
Public Service Commission**

G. Up to 7-Digit Outpulsing of Access Digits to IC

(CT) This feature, available with FGB, provides for the end office capability of providing up to seven digits of the uniform access code (950-0XXX or 950-1XXX) to the IC terminal location. The IC can request that only some of the digits would be provided to the IC terminal location using multifrequency signaling, and transmission of the digits would precede the forwarding of ANI if that feature were provided.

**CANCELLED**  
APR 11 1993  
BY 3rd R.S. #42  
Public Service Commission  
MISSOURI

Issued: **AUG 09 1991**

Effective: ~~SEP 09 1991~~

By R. D. BARRON, President-Missouri Division  
Southwestern Bell Telephone Company  
St. Louis, Missouri

SEP 30 1991 FILED

SEP 30 1991

**Public Service Commission**

No supplement to this tariff will be issued except for the purpose of canceling this tariff.

Access Services Tariff  
Section 6  
1st Revised Sheet 42  
~~Replacing-Original-Sheet-42~~

(CP)ACCESS SERVICES

**RECEIVED**  
JUN 27 1986  
MISSOURI  
Public Service Commission

6. SWITCHED ACCESS SERVICE-(Continued)

6.3 Common Switching and Transport Termination Optional Features-(Continued)

6.3.1 Common Switching Optional Features-(Continued)

G. Up to 7-Digit Outpulsing of Access Digits to IC

This option, available with FGB, provides for the end office capability of providing up to seven digits of the uniform access code (950-0XXX or 950-1XXX) to the IC terminal location. The IC can request that only some of the digits would be provided to the IC terminal location using multifrequency signaling, and transmission of the digits would precede the forwarding of ANI if that feature were provided.

**CANCELLED**

SEP 30 1991  
BY 2nd R.S. #42  
Public Service Commission  
MISSOURI

**FILED**  
JUL 1 1986  
86-84  
Public Service Commission

Issued: JUN 27 1986

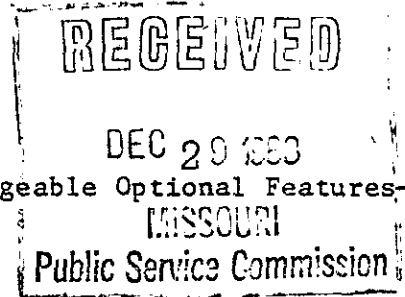
Effective: JUL 1 1986

By R. D. BARRON, President-Missouri Division  
Southwestern Bell Telephone Company  
St. Louis, Missouri

No supplement to this tariff will be issued except for the purpose of canceling this tariff.

Access Services Tariff  
Section 6  
Original Sheet 42

ACCESS SERVICES



6. SWITCHED ACCESS SERVICE-(Continued)

6.3 Common Switching and Transport Termination Nonchargeable Optional Features-(Continued)

6.3.1 Common Switching Optional Features-(Continued)

I. Delay Dial Start-Pulsing Signaling

This option provides a method of indicating to the near end trunk circuit readiness to accept address signaling information by the far end trunk circuit. Delay dial is often referred to as an off-hook, on-hook signaling sequence. The delay dial signal is the off-hook interval and the start-pulsing signal is the on-hook interval. With integrity check, the calling office will not outpulse until a delay dial (off-hook) signal followed by a start-pulsing (on-hook) signal has been identified at the calling office. This option is available with Feature Group C.

J. Immediate Dial Pulse Address Signaling

This option provides for the forwarding of dial pulses from the Telephone Company end office to the IC without the need of a start-pulsing signal from the IC. It is available with Feature Group C.

K. Dial Pulse Address Signaling

This option provides for the transmission of number information, e.g., called number, between the end office switching system and the IC's terminal location (in either direction) by means of direct current pulses. It is available with Feature Group C.

L. Panel Call Indicator Address Signaling

This trunk side option provides a dc pulsing arrangement in which each digit is transmitted as a series of four marginal and polarized impulses. It is available with Feature Group C.

M. Service Class Routing

This option provides the capability of directing originating traffic from an end office to a trunk group to an IC-designated terminal location, based on the line class of service (e.g., coin, multiparty or hotel/motel), service prefix indicator (e.g., 0-, 0+) or service access code (e.g., 600, 700, 800 or 900). It is provided in suitably equipped end office or access tandem switches and is available with Feature Groups C and D.

**CANCELLED**  
BY 1st R.S. #42  
PUBLIC SERVICE COMMISSION  
OF MISSOURI

**CANCELLED**  
JAN - 1 1984  
83 - 253

Issued: DEC 29 1983

Effective: JAN 0 1 1984

By R. D. BARRON, Vice President-Missouri  
Southwestern Bell Telephone Company  
St. Louis, Missouri

No Supplement to this tariff will be issued except for the purpose of canceling this tariff.

Access Services Tariff  
Section 6  
9th Revised Sheet 43  
Replacing 8th Revised Sheet 43

## ACCESS SERVICES

## 6. SWITCHED ACCESS SERVICE (Continued)

## 6.4 Local Switching Features (Continued)

## 6.4.1 Common Switching Features (Continued)

## H. Delay Dial Start-Pulsing Signaling

This feature, available with FGC and BSA-C, provides a method of indicating to the near end trunk circuit readiness to accept address signaling information by the far end trunk circuit. Delay dial is often referred to as an off-hook, on-hook signaling sequence. The delay dial signal is the off-hook interval and the start-pulsing signal is the on-hook interval. With integrity check, the calling office will not outpulse until a delay dial (off-hook) signal followed by a start-pulsing (on-hook) signal has been identified at the calling office.

## I. Immediate Dial Pulse Address Signaling

This feature, available with FGB, FGC, BSA-B and BSA-C provides for the forwarding of dial pulses from the Telephone Company end office to the IC without the need of a start-pulsing signal from the IC.

## J. Dial Pulse Address Signaling

This feature, available with FGC and BSA-C, provides for the transmission of number information, i.e., called number, between the end office switching system and the IC's terminal location (in either direction) by means of direct current pulses.

## (AT) K. Service Class Routing (1)

This feature is available with FGC, FGD, BSA-C and BSA-D in suitably equipped end offices or access tandem switches. This feature provides the capability of directing or blocking originating traffic from an end office to a trunk group to a customer designated terminal location, based upon the following: (1) line class of service only; (2) line class of service plus service prefix indicator (e.g., 0-, 0+, 00-, 01+ or 011+); and (3) line class of service plus an ACIS, 800 or 900 access code + NXX.

Customers who order this feature must provide the Telephone Company the number of trunks and the appropriate codes to be established in each end office or access tandem switch.

- (AT) (1) The call blocking functionality of Service Class Routing is obsolete and only available to existing installations at existing locations for existing customers.  
(AT)

---

Issued: November 4, 2005

Effective: December 4, 2005

By CINDY BRINKLEY, President-SBC Missouri  
Southwestern Bell Telephone, L.P., d/b/a SBC Missouri  
St. Louis, Missouri

No Supplement to this tariff will be issued except for the purpose of canceling this tariff.

Access Services Tariff  
Section 6  
8th Revised Sheet 43  
Replacing 7th Revised Sheet 43

## ACCESS SERVICES

### 6. SWITCHED ACCESS SERVICE-(Continued)

#### 6.4 Local Switching Features-(Continued)

##### 6.4.1 Common Switching Features-(Continued)

#### H. Delay Dial Start-Pulsing Signaling

This feature, available with FGC and BSA-C, provides a method of indicating to the near end trunk circuit readiness to accept address signaling information by the far end trunk circuit. Delay dial is often referred to as an off-hook, on-hook signaling sequence. The delay dial signal is the off-hook interval and the start-pulsing signal is the on-hook interval. With integrity check, the calling office will not outpulse until a delay dial (off-hook) signal followed by a start-pulsing (on-hook) signal has been identified at the calling office.

#### I. Immediate Dial Pulse Address Signaling

This feature, available with FGB, FGC, BSA-B and BSA-C provides for the forwarding of dial pulses from the Telephone Company end office to the IC without the need of a start-pulsing signal from the IC.

#### J. Dial Pulse Address Signaling

This feature, available with FGC and BSA-C, provides for the transmission of number information, i.e., called number, between the end office switching system and the IC's terminal location (in either direction) by means of direct current pulses.

#### K. Service Class Routing

(AT) This feature is available with FGC, FGD, BSA-C and BSA-D in suitably equipped end offices or access tandem switches. This feature provides the capability of directing or blocking originating traffic from an end office to a trunk group to a customer designated terminal location, based upon the following: (1) line class of service only; (2) line class of service plus service prefix indicator (e.g., 0-, 0+, 00-, 01+ or 011+); and (3) line class of service plus an ACIS, 800 or 900 access code + NXX.

Customers who order this feature must provide the Telephone Company the number of trunks and the appropriate codes to be established in each end office or access tandem switch.

Issued: March 20, 1995

Effective: April 20, 1995

**CANCELLED**

December 4, 2005

By HORACE WILKINS, JR., President-Missouri  
Southwestern Bell Telephone  
St. Louis, Missouri

**FILED**  
**MO PSC**

**MISSOURI PUBLIC  
SERVICE COMMISSION**

No supplement to this tariff will be issued except for the purpose of canceling this tariff.

Access Services Tariff  
Section 6  
7th Revised Sheet 43  
Replacing 6th Revised Sheet 43

ACCESS SERVICES

RECEIVED

6. SWITCHED ACCESS SERVICE-(Continued)

MAR 17 1994

6.4 Local Switching Features-(Continued)

MISSOURI  
Public Service Commission

6.4.1 Common Switching Features-(Continued)

H. Delay Dial Start-Pulsing Signaling

This feature, available with FGC and BSA-C, provides a method of indicating to the near end trunk circuit readiness to accept address signaling information by the far end trunk circuit. Delay dial is often referred to as an off-hook, on-hook signaling sequence. The delay dial signal is the off-hook interval and the start-pulsing signal is the on-hook interval. With integrity check, the calling office will not outpulse until a delay dial (off-hook) signal followed by a start-pulsing (on-hook) signal has been identified at the calling office.

CANCELLED

I. Immediate Dial Pulse Address Signaling

This feature, available with FGB, FGC, BSA-B and BSA-C provides forwarding of dial pulses from the Telephone Company end office without the need of a start-pulsing signal from the IC.

APR 20 1995  
BY Th R.S #43  
Public Service Commission  
MISSOURI

J. Dial Pulse Address Signaling

This feature, available with FGC and BSA-C, provides for the transmission of number information, i.e., called number, between the end office switching system and the IC's terminal location (in either direction) by means of direct current pulses.

K. Service Class Routing

This feature is available with FGC, FGD, BSA-C and BSA-D in suitably equipped end offices or access tandem switches. This feature provides the capability of directing or blocking originating traffic from an end office to a trunk group to a customer designated terminal location, based upon the following: (1) line class of service only; (2) line class of service plus service prefix indicator (e.g., 0-, 0+, 00-, 01+ or 011+) and (3) line class of service plus an 800 or 900 access code + NXX.

FILED

Customers who order this feature must provide the Telephone Company the number of trunks and the appropriate codes to be established in each end office or access tandem switch.

APR 30 1994

MISSOURI  
Public Service Commission

(CT)  
|  
(CT)

Issued:

MAR 21 1994

Effective:

~~APR 21 1994~~

APR 30 1994

By M. H. SCHULTEIS, Division Manager-Regulatory & Industry Relations  
Southwestern Bell Telephone Company  
St. Louis, Missouri



No supplement to this tariff will be issued except for the purpose of canceling this tariff.

Access Services Tariff  
Section 6  
6th Revised Sheet 43  
Replacing 5th Revised Sheet 43

ACCESS SERVICES

RECEIVED

- 6. SWITCHED ACCESS SERVICE-(Continued)
- 6.4 Local Switching Features-(Continued)
- 6.4.1 Common Switching Features-(Continued)

MAR 13 1993

MO. PUBLIC SERVICE COMM.

H. Delay Dial Start-Pulsing Signaling

This feature, available with FGC and BSA-C, provides a method of indicating to the near end trunk circuit readiness to accept address signaling information by the far end trunk circuit. Delay dial is often referred to as an off-hook, on-hook signaling sequence. The delay dial signal is the off-hook interval and the start-pulsing signal is the on-hook interval. With integrity check, the calling office will not output until a delay dial (off-hook) signal followed by a start-pulsing (on-hook) signal has been identified at the calling office.

CANCELLED

I. Immediate Dial Pulse Address Signaling

This feature, available with FGB, FGC, BSA-B and BSA-C provides for the forwarding of dial pulses from the Telephone Company end office without the need of a start-pulsing signal from the IC.

APR 30 1994  
BY 7th R.S. #43  
Public Service Commission  
Missouri

J. Dial Pulse Address Signaling

This feature, available with FGC and BSA-C, provides for the transmission of number information, i.e., called number, between the end office switching system and the IC's terminal location (in either direction) by means of direct current pulses.

K. Service Class Routing

This feature provides the capability of directing or blocking originating traffic from an end office to a trunk group to an IC-designated terminal location, based on the line class of service (i.e., coin, multiparty or hotel/motel), service prefix indicator (i.e., 0-, 0+, 00-, 01+ or 011+). It is provided with FGC, FGD, BSA-C and BSA-D, in suitably equipped end office or access tandem switches.

In addition, service class routing provides the capability of directing originating traffic from an end office to a trunk group to a customer designated premises based on the line class of service, service prefix indicator or 800-NXX-XXXX or 900 service access code + NXX. It is provided with FGC, FGD, BSA-C and BSA-D in suitably equipped end office or access tandem switches.

(AT)

FILED

Issued: MAR 22 1993

Effective: MAY - 1 1993

MAY 01 1993

By A. D. ROBERTSON, Assistant Vice President-External Affairs  
Southwestern Bell Telephone Company  
St. Louis, Missouri

MO. PUBLIC SERVICE COMM.

No supplement to this tariff will be issued except for the purpose of canceling this tariff.

Access Services Tariff  
Section 6  
5th Revised Sheet 43  
Replacing 4th Revised Sheet 43

ACCESS SERVICES

RECEIVED

MAR 29 1993

MISSOURI  
Public Service Commission

6. SWITCHED ACCESS SERVICE--(Continued)

(FC)(CT) 6.4 Local Switching Features--(Continued)

(FC) 6.4.1 Common Switching Features--(Continued)

H. Delay Dial Start-Pulsing Signaling

(AT) This feature, available with FGC and BSA-C, provides a method of indicating to the near end trunk circuit readiness to accept address signaling information by the far end trunk circuit. Delay dial is often referred to as an off-hook, on-hook signaling sequence. The delay dial signal is the off-hook interval and the start-pulsing signal is the on-hook interval. With integrity check, the calling office will not outpulse until a delay dial (off-hook) signal followed by a start-pulsing (on-hook) signal has been identified at the calling office.

CANCELLED

I. Immediate Dial Pulse Address Signaling

(AT) This feature, available with FGB, FGC, BSA-B and BSA-C provides forwarding of dial pulses from the Telephone Company end office without the need of a start-pulsing signal from the IC.

MAY 1 1993  
BY 67 R.S #43  
Public Service Commission  
MISSOURI

J. Dial Pulse Address Signaling

(AT) This feature, available with FGC and BSA-C, provides for the transmission of number information, i.e., called number, between the end office switching system and the IC's terminal location (in either direction) by means of direct current pulses.

K. Service Class Routing

(AT) This feature provides the capability of directing or blocking originating traffic from an end office to a trunk group to an IC-designated terminal location, based on the line class of service (i.e., coin, multiparty or hotel/motel), service prefix indicator (i.e., 0-, 0+, 00-, 01+ or 011+). It is provided with FGC, FGD, BSA-C and BSA-D, in suitably equipped end office or access tandem switches.

In addition, service class routing provides the capability of directing originating traffic from an end office to a trunk group to a customer designated premises based on the line class of service, service prefix indicator or 800 or 900 service access code + NXX. It is provided with FGC, FGD, BSA-C and BSA-D in suitably equipped end office or access tandem switches.

Issued:

MAR 26 1993

Effective:

FILED

APR 11 1993

By R. D. BARRON, President-Missouri Division  
Southwestern Bell Telephone Company  
St. Louis, Missouri

APR 11 1993

92-304

MO. PUBLIC SERVICE COMM.

No supplement to this tariff will be issued except for the purpose of canceling this tariff.

Access Services Tariff  
Section 6  
4th Revised Sheet 43  
Replacing 3rd Revised Sheet 43

ACCESS SERVICES

RECEIVED

AUG 9 1991

MISSOURI  
Public Service Commission

6. SWITCHED ACCESS SERVICE-(Continued)

(RT) 6.3 Common Switching and Transport Termination Features-(Continued)

(RT) 6.3.1 Common Switching Features-(Continued)

H. Delay Dial Start-Pulsing Signaling

(CT)  
(C)  
(C) This feature, available with FGC, provides a method of indicating to the near end trunk circuit readiness to accept address signaling information by the far end trunk circuit. Delay dial is often referred to as an off-hook, on-hook signaling sequence. The delay dial signal is the off-hook interval and the start-pulsing signal is the on-hook interval. With integrity check, the calling office will not outpulse until a delay dial (off-hook) signal followed by a start-pulsing (on-hook) signal has been identified at the calling office.

CANCELLED  
APR 11 1993 #43  
BY S. H. R. S.  
Public Service Commission  
MISSOURI

I. Immediate Dial Pulse Address Signaling

(AT) This feature, available with FGB and FGC, provides for the forwarding of dial pulses from the Telephone Company end office to the IC with the need of a start-pulsing signal from the IC.

J. Dial Pulse Address Signaling

(CT) This feature, available with FGC, provides for the transmission of number information, i.e., called number, between the end office switching system and the IC's terminal location (in either direction) by means of direct current pulses.

K. Service Class Routing

(CT) This feature provides the capability of directing or blocking originating traffic from an end office to a trunk group to an IC-designated terminal location, based on the line class of service (i.e., coin, multi-party or hotel/motel), service prefix indicator (i.e., 0-, 0+, 00-, 01+ or 011+). It is provided with FGC and FGD in suitably equipped end office or access tandem switches.

In addition, service class routing provides the capability of directing originating traffic from an end office to a trunk group to a customer designated premises based on the line class of service, service prefix indicator or 800 or 900 service access code + NXX. It is provided with FGC and FGD in suitably equipped end office or access tandem switches.

Issued: AUG 0 9 1991

Effective: ~~SEP 0 9 1991~~  
SEP 3 0 1991

FILED

By R. D. BARRON, President-Missouri Division  
Southwestern Bell Telephone Company  
St. Louis, Missouri

SEP 3 0 1991

Public Service Commission

No supplement to this tariff will be issued except for the purpose of canceling this tariff.

Access Services Tariff  
Section 6  
3rd Revised Sheet 43  
Replacing 2nd Revised Sheet 43

ACCESS SERVICES

RECEIVED

6. SWITCHED ACCESS SERVICE-(Continued)

6.3 Common Switching and Transport Termination Optional Features-(Continued)

6.3.1 Common Switching Optional Features-(Continued)

MISSOURI

Public Service Commission

H. Delay Dial Start-Pulsing Signaling

This option, available with FGC, provides a method of indicating to the near end trunk circuit readiness to accept address signaling information by the far end trunk circuit. Delay dial is often referred to as an off-hook, on-hook signaling sequence. The delay dial signal is the off-hook interval and the start-pulsing signal is the on-hook interval. With integrity check, the calling office will not outpulse until a delay dial (off-hook) signal followed by a start-pulsing (on-hook) signal has been identified at the calling office.

I. Immediate Dial Pulse Address Signaling

This option, available with FGC, provides for the forwarding of dial pulses from the Telephone Company end office to the IC without the need of a start-pulsing signal from the IC.

CANCELLED

J. Dial Pulse Address Signaling

This option, available with FGC, provides for the transmission of number information, i.e., called number, between the end office switching system and the IC's terminal location (either direction) by means of direct current pulses.

SEP 30 1991  
BY 4th R.S. # 43  
Public Service Commission  
MISSOURI

K. Service Class Routing

This option provides the capability of directing or blocking originating traffic from an end office to a trunk group to an IC-designated terminal location, based on the line class of service (i.e., coin, multi-party or hotel/motel), service prefix indicator (i.e., 0-, 0+, 00-, 01+ or 011+). It is provided with FGC and FGD in suitably equipped end office or access tandem switches.

(AT)  
(RT)

(AT)

(AT)

In addition, service class routing provides the capability of directing originating traffic from an end office to a trunk group to a customer designated premises based on the line class of service, service prefix indicator or 800 or 900 service access code + NXX. It is provided with FGC and FGD in suitably equipped end office or access tandem switches.

FILED

Issued: DEC 29 1989

Effective: JAN 29 1990

By R. D. BARRON, President-Missouri Division  
Southwestern Bell Telephone Company  
St. Louis, Missouri  
Public Service Commission

No supplement to this tariff will be issued except for the purpose of canceling this tariff.

Access Services Tariff  
Section 6  
2nd Revised Sheet 43  
Replacing 1st Revised Sheet 43

**RECEIVED**

FEB 17 1989

**ACCESS SERVICES**

**6. SWITCHED ACCESS SERVICE-(Continued)**

**6.3 Common Switching and Transport Termination Optional Features-(Continued)**

**MISSOURI  
Public Service Commission**

**6.3.1 Common Switching Optional Features-(Continued)**

**H. Delay Dial Start-Pulsing Signaling**

This option, available with FGC, provides a method of indicating to the near end trunk circuit readiness to accept address signaling information by the far end trunk circuit. Delay dial is often referred to as an off-hook, on-hook signaling sequence. The delay dial signal is the off-hook interval and the start-pulsing signal is the on-hook interval. With integrity check, the calling office will not outpulse until a delay dial (off-hook) signal followed by a start-pulsing (on-hook) signal has been identified at the calling office.

**I. Immediate Dial Pulse Address Signaling**

This option, available with FGC, provides for the forwarding of dial pulses from the Telephone Company end office to the IC without the need of a start-pulsing signal from the IC.

**J. Dial Pulse Address Signaling**

This option, available with FGC, provides for the transmission of number information, i.e., called number, between the end office switching system and the IC's terminal location (in either direction) by means of direct current pulses.

**K. Service Class Routing**

This option provides the capability of directing or blocking originating traffic from an end office to a trunk group to an IC-designated terminal location, based on the line class of service (i.e., coin, multi-party or hotel/motel), service prefix indicator (i.e., 0-, 0+, 00-) or service access code (i.e., 800 or 900). It is provided with FGC and PGD in suitably equipped end office or access tandem switches.

**CANCELLED**

JAN 29 1990  
BY 3<sup>rd</sup> S.# 43  
Public Service Commission  
MISSOURI

**FILED**

MAR 30 1989

**Public Service Commission**

Issued: **FEB 27 1989**

Effective: **MAR 30 1989**


By R. D. BARRON, President-Missouri Division  
Southwestern Bell Telephone Company  
St. Louis, Missouri

(AT)

No supplement to this tariff will be issued except for the purpose of canceling this tariff.

Access Services Tariff  
Section 6

1st Revised Sheet 43  
Replacing Original Sheet 43



(CP)ACCESS SERVICES

6. SWITCHED ACCESS SERVICE-(Continued)

6.3 Common Switching and Transport Termination Optional Features-**MISSOURI**  
(Continued)

6.3.1 Common Switching Optional Features-(Continued)

H. Delay Dial Start-Pulsing Signaling

This option, available with FGC, provides a method of indicating to the near end trunk circuit readiness to accept address signaling information by the far end trunk circuit. Delay dial is often referred to as an off-hook, on-hook signaling sequence. The delay dial signal is the off-hook interval and the start-pulsing signal is the on-hook interval. With integrity check, the calling office will not outpulse until a delay dial (off-hook) signal followed by a start-pulsing (on-hook) signal has been identified at the calling office.

I. Immediate Dial Pulse Address Signaling

This option, available with FGC, provides for the forwarding of dial pulses from the Telephone Company end office to the IC without the need of a start-pulsing signal from the IC.

J. Dial Pulse Address Signaling

This option, available with FGC, provides for the transmission of number information, i.e., called number, between the end office switching system and the IC's terminal location (in either direction) by means of direct current pulses.


K. Service Class Routing

This option provides the capability of directing or blocking originating traffic from an end office to a trunk group to an IC-designated terminal location, based on the line class of service (i.e., coin, multi-party or hotel/motel), service prefix indicator (i.e., 0-, 0+) or service access code (i.e., 800 or 900). It is provided with FGC and FGD in suitably equipped end office or access tandem switches.

**CANCELLED**

MAR 30 1989

By *[Signature]* S#43  
Public Service Commission  
**MISSOURI**



Issued: JUN 27 1986

Effective: JUL 1 1986

By R. D. BARRON, President-Missouri Division  
Southwestern Bell Telephone Company  
St. Louis, Missouri

No supplement to this tariff will be issued except for the purpose of canceling this tariff.

Access Services Tariff  
Section 6

Original-Sheet 43

RECEIVED

DEC 20 1983

ACCESS SERVICES

6. SWITCHED ACCESS SERVICE-(Continued)

6.3 Common Switching and Transport Termination Nonchargeable (Continued)

Optional-Features-  
Public Service Commission

6.3.1 Common Switching Optional Features-(Continued)

N. Alternate Traffic Routing

This option provides the capability of directing originating traffic from an end office (or appropriately equipped access tandem) to a trunk group (the "high usage" group) to an IC-designated terminal location until that group is fully loaded, and then delivering additional originating traffic (the "overflowing" traffic) from the same end office or access tandem to a different trunk group (the "final" group) to the same or a second IC-designated terminal location. The IC shall specify the last trunk CCS desired for the high usage group. It is provided in suitably equipped end office or access tandem switches and is available with Feature Groups B, C and D.

O. Trunk Access Limitation

This option provides for the routing of originating 600, 700, 800 or 900 service calls to a specified number of transmission paths in a trunk group, in order to limit (choke) the completion of such traffic to the IC. Calls to the designated service which could not be completed over the subset of transmission paths in the trunk group, i.e., the choked calls, would be routed to reorder tone. It is provided in all Telephone Company electronic end offices and, where available, in electromechanical end offices. It is available with Feature Groups C and D.

P. Call Gapping Arrangement

This option, provided in suitably equipped end office switches, provides for the routing of originating calls to 10XX or service code 600, 700, 800 or 900 service to be switched in the end office to all transmission paths in a trunk group at a prescribed rate of flow, e.g., one call every five seconds, in order to limit (choke) the completion of such traffic to the IC. Calls to the designated service which are denied access by this feature, i.e., the choked calls, would be routed to a no-circuit announcement. It is provided in selected Feature Group D-equipped end offices and is available only with Feature Group D.

CANCELLED  
JUL 1 1988  
BY LR S. #43  
PUBLIC SERVICE COMMISSION  
OF MISSOURI

JAN - 1 1984  
83 - 253  
Public Service Commission

Issued: DEC 29 1983

Effective: JAN 01 1984

By R. D. BARRON, Vice President-Missouri  
Southwestern Bell Telephone Company  
St. Louis, Missouri

No Supplement to this tariff will be issued except for the purpose of canceling this tariff.

Access Services Tariff  
Section 6  
6th Revised Sheet 44  
Replacing 5th Revised Sheet 44

ACCESS SERVICES

6. SWITCHED ACCESS SERVICE-(Continued)

6.4 Local Switching Features-(Continued)

6.4.1 Common Switching Features-(Continued)

L. Alternate Traffic Routing

1. Multiple Customer Switching Systems

This feature provides the capability of directing originating traffic from an end office or access tandem to a trunk group (the "high usage" group) until that group is fully loaded, and then delivering additional originating traffic (the "overflowing" traffic) from the same end office or access tandem to a different trunk group (the "final" group). These trunk groups may be terminated at the IC's switching systems on the same or different premises. The IC shall specify the last trunk Economic CCS desired for the high usage group. It is provided with FGB, FGC and FGD in suitably equipped end offices or access tandem switches. MicroLink I traffic cannot be alternate routed if analog facilities are deployed in the alternate route.

(CT)  
(CT)

2. End Office Alternate Routing

This feature provides an alternate routing arrangement for customers who order FGB and FGD in trunks to suitably equipped end offices via two routes: one route via an access tandem and one direct route. The feature allows the customer's originating traffic from the end office to be offered first to the direct trunk group and then overflow to the access tandem group. End Office Alternate Routing is available with BSA-B and BSA-D as a BSE as described in Paragraph 6.6.2, following.

(CT) MicroLink I traffic cannot be alternate routed if analog facilities  
(CT) are deployed in the alternate route.

M. Band Advance Arrangement for use with WATS Access Line Service

This feature which is provided with FGA, FGB, FGC, FGD, BSA-A, BSA-B, BSA-C and BSA-D in association with two or more WATS Access Line Service groups, provides for the automatic overflow of terminating calls to a WATS Access Line Service group, when that group has exceeded its call capacity, to another WATS Access Line Service group with a band designation equal to or greater than that of the overflowing WATS Access Line Service group. This arrangement does not provide for call overflow from a group with a higher band designation to one with a lower one.

Issued: May 24, 1994

Effective: July 2, 1994

By M. H. SCHULTEIS, Division Manager-Regulatory & Industry Relations  
Southwestern Bell Telephone  
St. Louis, Missouri



No supplement to this tariff will be issued except for the purpose of canceling this tariff.

Access Services Tariff  
Section 6  
5th Revised Sheet 44  
Replacing 4th Revised Sheet 44

ACCESS SERVICES

6. SWITCHED ACCESS SERVICE--(Continued)

(FC)(CT) 6.4 Local Switching Features--(Continued)

RECEIVED

MAR 29 1993

(FC) 6.4.1 Common Switching Features--(Continued)

MISSOURI  
Public Service Commission

L. Alternate Traffic Routing

1. Multiple Customer Switching Systems

This feature provides the capability of directing originating traffic from an end office or access tandem to a trunk group (the "high usage" group) until that group is fully loaded, and then delivering additional originating traffic (the "overflowing" traffic) from the same end office or access tandem to a different trunk group (the "final" group). These trunk groups may be terminated at the IC's switching systems on the same or different premises. The IC shall specify the last trunk Economic CCS desired for the high usage group. It is provided with FGB, FGC and FGD in suitably equipped end offices or access tandem switches. Multiple Customer Switching Systems is available with BSA-B, BSA-C and BSA-D as a BSE as described in Paragraph 6.6.2, following.

(AT)  
|  
(AT)

2. End Office Alternate Routing

This feature provides an alternate routing arrangement for customers who order FGB and FGD in trunks to suitably equipped end offices via two routes: one route via an access tandem and one direct route. The feature allows the customer's originating traffic from the end office to be offered first to the direct trunk group and then overflow to the access tandem group. End Office Alternate Routing is available with BSA-B and BSA-D as a BSE as described in Paragraph 6.6.2, following.

(RT)(AT)  
(AT)

M. Band Advance Arrangement for use with WATS Access Line Service

This feature which is provided with FGA, FGB, FGC, FGD, BSA-A, BSA-B, BSA-C and BSA-D in association with two or more WATS Access Line Service groups, provides for the automatic overflow of terminating calls to a WATS Access Line Service group, when that group has exceeded its call capacity, to another WATS Access Line Service group with a band designation equal to or greater than that of the overflowing WATS Access Line Service group. This arrangement does not provide for call overflow from a group with a higher band designation to one with a lower one.

(AT)  
(AT)

CANCELLED

FILED

Issued:

MAR 26 1993

JUL 2 1994  
BY *6th R.S. #44*  
Public Service Commission  
MISSOURI

APR 11 1993  
92 - 304  
MO. PUBLIC SERVICE COMM.

APR 11 1993

By R. D. BARRON, President-Missouri Division  
Southwestern Bell Telephone Company  
St. Louis, Missouri

No supplement to this tariff will be issued except for the purpose of canceling this tariff.

Access Services Tariff  
Section 6  
4th Revised Sheet 44  
Replacing 3rd Revised Sheet 44

ACCESS SERVICES

6. SWITCHED ACCESS SERVICE--(Continued)

RECEIVED

(RT) 6.3 Common Switching and Transport Termination Features--(Continued)

AUG 9 1991

(RT) 6.3.1 Common Switching Features--(Continued)

MISSOURI  
Public Service Commission

L. Alternate Traffic Routing

1. Multiple Customer Switching Systems

(CT) This feature provides the capability of directing originating traffic from an end office or access tandem to a trunk group (the "high usage" group) until that group is fully loaded, and then delivering additional originating traffic (the "overflowing" traffic) from the same end office or access tandem to a different trunk group (the "final" group). These trunk groups may be terminated at the IC's switching systems on the same or different premises. The IC shall specify the last trunk Economic CCS desired for the high usage group. It is provided with FGB, FGC and FGD in suitably equipped end office or access tandem switches.

CANCELLED  
APR 11 1993  
BY 5th R.S. # 44  
Public Service Commission  
MISSOURI

2. End Office Alternate Routing

(CT) This feature provides an alternate routing arrangement for customers who order FGB and FGD in trunks to suitably equipped end offices. There are two routes: one route via an access tandem and one direct route. The feature allows the customer's originating traffic from the end office to be offered first to the direct trunk group and then overflow to the access tandem group. Features provided in (F) preceding for FGB and FGD and Paragraph 6.3.2, A., following, for FGB are only available on the direct route.

(RT)

M. Band Advance Arrangement for use with WATS Access Line Service

(CT) This feature which is provided with FGA, FGB, FGC and FGD in association with two or more WATS Access Line Service groups, provides for the automatic overflow of terminating calls to a WATS Access Line Service group, when that group has exceeded its call capacity, to another WATS Access Line Service group with a band designation equal to or greater than that of the overflowing WATS Access Line Service group. This arrangement does not provide for call overflow from a group with a higher band designation to one with a lower one.

Issued: AUG 09 1991

Effective: ~~SEP 09 1991~~ SEP 30 1991

FILED

By R. D. BARRON, President-Missouri Division  
Southwestern Bell Telephone Company  
St. Louis, Missouri

SEP 30 1991

Public Service Commission

No supplement to this tariff will be issued except for the purpose of canceling this tariff.

Access Services Tariff  
Section 6  
3rd Revised Sheet 44  
Replacing 2nd Revised Sheet 44

ACCESS SERVICES

RECEIVED

6. SWITCHED ACCESS SERVICE--(Continued)

JAN 19 1988

6.3 Common Switching and Transport Termination Optional Features--(Continued)

MISSOURI

Public Service Commission

6.3.1 Common Switching Optional Features--(Continued)

L. Alternate Traffic Routing

1. Multiple Customer Switching Systems

This option provides the capability of directing originating traffic from an end office or access tandem to a trunk group (the "high usage" group) until that group is fully loaded, and then delivering additional originating traffic (the "overflowing" traffic) from the same end office or access tandem to a different trunk group (the "final" group). These trunk groups may be terminated at the IC's switching systems on the same or different premises. The IC shall specify the last trunk Economic CCS desired for the high usage group. It is provided with FGB, FGC and FGD in suitably equipped end offices or access tandem switches.

(AT)

CANCELLED

2. End Office Alternate Routing

This option provides an alternate routing arrangement for customers who order FGB and FGD in trunks to suitably equipped end offices. This feature allows the customer's originating traffic from the end office to be offered first to the direct trunk group and then overflow to the access tandem group. Optional features provided in (F) preceding for FGB and FGD and Paragraph 6.3.2(A) following for FGB are only available on the direct route.

(CP)

SEP 30 1991

BY 4<sup>th</sup> R.S. # 44

Public Service Commission

MISSOURI

(RT)

(AT)

M. Band Advance Arrangement for use with WATS Access Line Service

This option, which is provided with FGA, FGB, FGC and FGD in association with two or more WATS Access Line Service groups, provides for the automatic overflow of terminating calls to a WATS Access Line Service group, when that group has exceeded its call capacity, to another WATS Access Line Service group with a band designation equal to or greater than that of the overflowing WATS Access Line Service group. This arrangement does not provide for call overflow from a group with a higher band designation to one with a lower one.

FILED

FEB 19 1988

Issued: JAN 20 1988

Effective: FEB 19 1988

Public Service Commission

By R. D. BARRON, President-Missouri Division  
Southwestern Bell Telephone Company  
St. Louis, Missouri

No supplement to this tariff will be issued except for the purpose of canceling this tariff.

Access Services Tariff  
Section 6  
2nd Revised Sheet 44  
Replacing 1st Revised Sheet 44

ACCESS SERVICES

6. SWITCHED ACCESS SERVICE-(Continued)

RECEIVED

6.3 Common Switching and Transport Termination Optional Features-(Continued) OCT 13 1987

6.3.1 Common Switching Optional Features-(Continued)

MISSOURI  
Public Service Commission

L. Alternate Traffic Routing

1. Multiple Customer Switching Systems

This option provides the capability of directing originating traffic from an end office or access tandem to a trunk group (the "high usage" group) until that group is fully loaded, and then delivering additional originating traffic (the "overflowing" traffic) from the same end office or access tandem to a different trunk group (the "final" group). These trunk groups may be terminated at the IC's switching systems on the same or different premises. The IC shall specify the last trunk CCS desired for the high usage group. It is provided with FGB, FGC and FGD in suitably equipped end offices or access tandem switches.

2. End Office Alternate Routing

This option provides an alternate routing arrangement for customers who order FGB to suitably equipped end offices via two routes: one route via an access tandem and one direct route. The feature allows the customers originating traffic from the end office to be offered first to the direct trunk group and then overflow to the access tandem group. Routing for FGD is provided in Paragraph 6.5.2, following. Optional features provided in (F) preceding and Paragraph 6.3.2(A) following are only available on the direct route.

M. Band Advance Arrangement for use with WATS Access Line Service

(AT) This option, which is provided with FGA, FGB, FGC and FGD in association with two or more WATS Access Line Service groups, provides for the  
(AT) automatic overflow of terminating calls to a WATS Access Line Service  
(AT) group, when that group has exceeded its call capacity, to another WATS  
(AT) Access Line Service group with a band designation equal to or greater than that of the overflowing WATS Access Line Service group. This arrangement does not provide for call overflow from a group with a higher band designation to one with a lower one.

CANCELLED  
FEB 19 1988  
BY 318 R.S.#44  
Public Service Commission  
MISSOURI

FILED

OCT 16 1987  
70-87-42

Issued: OCT 14 1987.

Effective OCT 16 1987 Public Service Commission

By R. D. BARRON, President-Missouri Division  
Southwestern Bell Telephone Company  
St. Louis, Missouri

No supplement to this tariff will be issued except for the purpose of canceling this tariff.

Access Services Tariff  
Section 6  
1st Revised Sheet 44  
Replacing Original Sheet 44

(CP)ACCESS SERVICES

6. SWITCHED ACCESS SERVICE-(Continued)

6.3 Common Switching and Transport Termination Optional Features-(Continued)

6.3.1 Common Switching Optional Features-(Continued)

L. Alternate Traffic Routing

1. Multiple Customer Switching Systems

This option provides the capability of directing originating traffic from an end office or access tandem to a trunk group (the "high usage" group) until that group is fully loaded, and then delivering additional originating traffic (the "overflowing" traffic) from the same end office or access tandem to a different trunk group (the "final" group). These trunk groups may be terminated at the IC's switching systems on the same or different premises. The IC shall specify the last trunk CCS desired for the high usage group. It is provided with FGB, FGC and FGD in suitably equipped end offices or access tandem switches.

2. End Office Alternate Routing

This option provides an alternate routing arrangement for customers who order FGB to suitably equipped end offices via two routes: one route via an access tandem and one direct route. The feature allows the customers originating traffic from the end office to be offered first to the direct trunk group and then overflow to the access tandem group. Routing for FGD is provided in Paragraph 6.5.2, following. Optional features provided in (F) preceding and Paragraph 6.3.2(A) following are only available on the direct route.

M. Band Advance Arrangement for use with WATS Access Line Service

This option, which is provided with FGC and FGD in association with two or more WATS Access Line Service groups, provides for the automatic overflow of terminating calls to a WATS Access Line group, when that group has exceeded its call capacity, to another WATS Access Line group with a band designation equal to or greater than that of the overflowing WATS Access Line group. This arrangement does not provide for call overflow from a group with a higher band designation to one with a lower one.

RECEIVED  
JUN 27 1986  
MISSOURI  
Public Service Commission

CANCELLED  
OCT 16 1981  
BY R.D.S. #44  
Public Service Commission  
MISSOURI

86-84  
JUL 1 1986  
Public Service Commission

Issued: JUN 27 1986

Effective JUL 1 1986

By R. D. BARRON, President-Missouri Division  
Southwestern Bell Telephone Company  
St. Louis, Missouri

No supplement to this tariff will be issued except for the purpose of canceling this tariff.

Access Services Tariff  
Section 6  
Original Sheet 44

RECEIVED  
DEC 29 1983  
11 530 AM  
Public Service Commission

ACCESS SERVICES

6. SWITCHED ACCESS SERVICE-(Continued)

6.3 Common Switching and Transport Termination Nonchargeable Optional Features-(Continued)

6.3.1 Common Switching Optional Features-(Continued)

Q. Band Advance Arrangement for Use With Dedicated Access Line Service

This option, which is provided in association with two or more Dedicated Access Line Service (DALs) groups, provides for the automatic overflow of terminating calls to a DALs group, when that group has exceeded its call capacity, to another DALs group with a band designation equal to or greater than that of the overflowing DALs group. This arrangement does not provide for call overflow from a group with a higher band designation to one with a lower one. This option is available with Feature Groups C and D.

R. End Office Customer Line Service Screening for Use With Dedicated Access Line Service

This option provides the ability to verify that a customer has dialed a called party address (by screening the called NPA and/or NXX on the basis of geographical bands selected by the Telephone Company) which is in accordance with that customer's service agreement with the IC, i.e., WATS. This option is provided in all Telephone Company electronic end offices and where available, in electromechanical end offices in which Dedicated Access Line Service is provided. It is available with Feature Groups C and D.

CANCELLED

JUL 1 1986

BY 121 R.S. #44  
PUBLIC SERVICE COMMISSION  
OF MISSOURI

FILED  
JAN - 1 1984  
83 - 253  
Public Service Commission

Issued: DEC 29 1983

Effective: JAN 0 1 1984

By R. D. BARRON, Vice President-Missouri  
Southwestern Bell Telephone Company  
St. Louis, Missouri

No Supplement to this tariff will be issued except for the purpose of canceling this tariff.

Access Services Tariff  
Section 6  
4th Revised Sheet 45  
Replacing 3rd Revised Sheet 45

## ACCESS SERVICES

### 6. SWITCHED ACCESS SERVICE-(Continued)

#### (FC)(CT) 6.4 Local Switching Features-(Continued)

##### (FC) 6.4.1 Common Switching Features-(Continued)

#### N. End Office End User Line Service Screening for use with WATS Access Line Service

(AT) This feature, available with FGC, FGD, BSA-C and BSA-D provides the ability to verify that an end user has dialed a called party address (by screening the called NPA and/or NXX on the basis of geographical bands selected by the Telephone Company) which is in accordance with that customer's service agreement with the IC, i.e., WATS. This feature is provided in most Telephone Company electronic end offices and where available, in electromechanical end offices in which WATS Access Line Service is provided.

#### O. Hunt Group Arrangement for use with WATS Access Line Service

(AT) This feature, available with FGA, FGB, FGC, FGD, BSA-A, BSA-B, BSA-C and  
(AT) BSA-D provides the ability to sequentially access one of two or more WATS Access Line Services in the terminating direction, when the hunting number of the WATS Access Line Service group is forwarded from the IC to the Telephone Company. This feature is provided in all Telephone Company end offices in which WATS Access Line Service is provided.

#### P. Trunk Access Limitation

(AT) This feature, available with FGC, FGD, BSA-C and BSA-D, provides for the routing of originating 900 service calls to a specified number of transmission paths in a trunk group or at the option of the Telephone Company, a trunk group dedicated to 900 service, in order to limit (choke) the completion of such traffic to the IC. Calls to the designated service which could not be completed over the subset of transmission paths in the trunk group, i.e., the choked calls, would be routed to reorder tone. It is provided in suitably equipped Telephone Company end offices.

---

Issued: March 26, 1993

Effective: April 11, 1993

By R. D. BARRON, President-Missouri Division  
Southwestern Bell Telephone Company  
St. Louis, Missouri

No supplement to this tariff will be issued except for the purpose of canceling this tariff.

Access Services Tariff  
Section 6  
3rd Revised Sheet 45  
Replacing 2nd Revised Sheet 45

ACCESS SERVICES

RECEIVED

6. SWITCHED ACCESS SERVICE--(Continued)

AUG 9 1991

(RT) 6.3 Common Switching and Transport Termination Features--(Continued)

MISSOURI

(RT) 6.3.1 Common Switching Features--(Continued)

Public Service Commission

N. End Office End User Line Service Screening for use with WATS Access Line Service

(CT) This feature, available with FGC and FGD, provides the ability to verify that an end user has dialed a called party address (by screening the called NPA and/or NXX on the basis of geographical bands selected by the Telephone Company) which is in accordance with that customer's service agreement with the IC, i.e., WATS. This feature is provided in most Telephone Company electronic end offices and where available, in electro-mechanical end offices in which WATS Access Line Service is provided.

O. Hunt Group Arrangement for use with WATS Access Line Service

(CT) This feature, available with FGA, FGB, FGC and FGD, provides the ability to sequentially access one of two or more WATS Access Line Services in the terminating direction, when the hunting number of the WATS Access Line Service group is forwarded from the IC to the Telephone Company. This feature is provided in all Telephone Company end offices in which WATS Access Line Service is provided.

P. Trunk Access Limitation

(CT) This feature, available with FGC and FGD, provides for the routing of originating 900 service calls to a specified number of transmission paths in a trunk group or at the option of the Telephone Company, a trunk group dedicated to 900 service, in order to limit (choke) the completion of such traffic to the IC. Calls to the designated service which could not be completed over the subset of transmission paths in the trunk group, i.e., the choked calls, would be routed to reorder tone. It is provided in suitably equipped Telephone Company end offices.

CANCELLED

APR 11 1993  
BY 4th R.S. #5  
Public Service Commission  
MISSOURI

Issued: AUG 09 1991

Effective: ~~SEP 09 1991~~

SEP 30 1991

FILED

By R. D. BARRON, President-Missouri Division  
Southwestern Bell Telephone Company  
St. Louis, Missouri

SEP 30 1991

Public Service Commission



No supplement to this tariff will be issued except for the purpose of canceling this tariff.

Access Service Tariff  
Section 6  
2nd Revised Sheet 45  
Replacing 1st Revised Sheet 45

ACCESS SERVICES

RECEIVED

6. SWITCHED ACCESS SERVICE-(Continued)

OCT 13 1987

6.3 Common Switching and Transport Termination Option Features-(Continued)

MISSOURI  
Public Service Commission

6.3.1 Common Switching Optional Features-(Continued)

(CT) N. End Office End User Line Service Screening for use with WATS Access Line Service

This option, available with FGC and FGD, provides the ability to verify that an end user has dialed a called party address (by screening the called NPA and/or NXX on the basis of geographical bands selected by the Telephone Company) which is in accordance with that customer's service agreement with the IC, i.e., WATS. This option is provided in most Telephone Company electronic end offices and where available, in electromechanical end offices in which WATS Access Line Service is provided.

O. Hunt Group Arrangement for use with WATS Access Line Service

(AT) This option, available with FGA, FGB, FGC and FGD, provides the ability to sequentially access one of two or more WATS Access Line Services in the terminating direction, when the hunting number of the WATS Access Line Service group is forwarded from the IC to the Telephone Company. This feature is provided in all Telephone Company end offices in which WATS Access Line Service is provided.

P. Trunk Access Limitation

This option, available with FGC and FGD, provides for the Public Service Commission originating 900 service calls to a specified number of transmission paths in a trunk group or at the option of the Telephone Company, a trunk group dedicated to 900 service, in order to limit (choke) the completion of such traffic to the IC. Calls to the designated service which could not be completed over the subset of transmission paths in the trunk group, i.e., the choked calls, would be routed to reorder tone. It is provided in suitably equipped Telephone Company end offices.

CANCELLED

SEP 30 1991

BY 3<sup>rd</sup> R.S. # 45

MISSOURI  
Public Service Commission

FILED

OCT 16 1987

TO-87-42

Public Service Commission

Issued: OCT 14 1987


Effective: OCT 16 1987

By R. D. BARRON, President-Missouri Division  
Southwestern Bell Telephone Company  
St. Louis, Missouri

No supplement to this tariff will be issued except for the purpose of canceling this tariff.

Access Service Tariff  
Section 6  
1st Revised Sheet 45  
Replacing Original Sheet 45

(CP)ACCESS SERVICES



6. SWITCHED ACCESS SERVICE-(Continued)

6.3 Common Switching and Transport Termination Option Features-(Continued)

6.3.1 Common Switching Optional Features-(Continued)

N. End Office Customer Line Service Screening for use with WATS Access Line Service

This option, available with FGC and FGD, provides the ability to verify that an end user has dialed a called party address (by screening the called NPA and/or NXX on the basis of geographical bands selected by the Telephone Company) which is in accordance with that customer's service agreement with the IC, i.e., WATS. This option is provided in most Telephone Company electronic end offices and where available, in electromechanical end offices in which WATS Access Line Service is provided.

CANCELLED

O. Hunt Group Arrangement for use with WATS Access Line Service

This option, available with FGC and FGD, provides the ability to sequentially access one of two or more WATS Access Line Service groups in the terminating direction, when the hunting number of the WATS Access Line Service group is forwarded from the IC to the Telephone Company. This feature is provided in all Telephone Company end offices in which WATS Access Line Service is provided.

OCT 16 1987  
BY 212 R.S.#5  
MISSOURI Public Service Commission

P. Trunk Access Limitation

This option, available with FGC and FGD, provides for the routing of originating 900 service calls to a specified number of transmission paths in a trunk group or at the option of the Telephone Company, a trunk group dedicated to 900 service, in order to limit (choke) the completion of such traffic to the IC. Calls to the designated service which could not be completed over the subset of transmission paths in the trunk group, i.e., the choked calls, would be routed to reorder tone. It is provided in suitably equipped Telephone Company end offices.



Issued: JUN 27 1986

Effective: JUL 1 1986

By R. D. BARRON, President-Missouri Division  
Southwestern Bell Telephone Company  
St. Louis, Missouri

No supplement to this tariff will be issued except for the purpose of canceling this tariff.

Access Services Tariff  
Section 6  
Original Sheet 45

ACCESS SERVICES

RECEIVED

DEC 29 1983

Public Service Commission

6. SWITCHED ACCESS SERVICE--(Continued)

6.3 Common Switching and Transport Termination Nonchargeable Optional Features--(Continued)

6.3.1 Common Switching Optional Features--(Continued)

S. Hunt Group Arrangement for Use with Dedicated Access Line Service

This option provides the ability to sequentially access one of two or more Dedicated Access Line Services (i.e., 800 Service access lines) in the terminating direction, when the hunting number of the Dedicated Access Line Service group is forwarded from the IC to the Telephone Company. This Feature is provided in all Telephone Company end offices in which Dedicated Access Line Service is provided. It is available with Feature Groups C and D.

T. Uniform Call Distribution Arrangement for Use with Dedicated Access Line Service

This option provides a type of multiline hunting arrangement which provides for an even distribution of terminating calls among the available Dedicated Access Line Services in the hunt group. Where available, this Feature is only provided in Telephone Company electronic end offices in which Dedicated Access Line Service is provided. It is available with Feature Groups C and D.

U. Nonhunting Number for Use with Hunt Group Arrangement or Uniform Call Distribution Arrangement for Use with Dedicated Access Line Services

This option provides an arrangement for an individual Dedicated Access Line Service within a multiline hunt or uniform call distribution group that provides access to that Dedicated Access Line Service within the hunt or uniform call distribution group when it is idle or provides busy tone when it is busy, when the nonhunting number is dialed. Where available, this feature is only provided in Telephone Company electronic end offices in which Dedicated Access Line Service is provided. It is available with Feature Groups C and D.

JAN 1 1984  
JUL 1 1986  
BY 12th R.S. # 45  
PUBLIC SERVICE COMMISSION  
OF MISSOURI

FILED  
JAN 7 1984  
83-253  
Public Service Commission

Issued: DEC 29 1983

Effective: JAN 0 1 1984

By R. D. BARRON, Vice President-Missouri  
Southwestern Bell Telephone Company  
St. Louis, Missouri

No supplement to this tariff will be issued except for the purpose of canceling this tariff.

Access Services Tariff  
Section 6  
8th Revised Sheet 46  
Replacing 7th Revised Sheet 46

## ACCESS SERVICES

### 6. SWITCHED ACCESS SERVICE-(Continued)

#### 6.4 Local Switching Features-(Continued)

##### 6.4.1 Common Switching Features-(Continued)

#### Q. Uniform Call Distribution Arrangement for use with WATS Access Line Service

This feature, available with FGA, FGB, FGC, FGD, BSA-A, BSA-B, BSA-C and BSA-D, provides a type of multiline hunting arrangement which provides for an even distribution of terminating calls among the available WATS Access Line Services in the hunt group. This feature is only provided in suitably equipped electronic end offices in which WATS Access Line Service is provided.

#### R. Nonhunting Number for use with Hunt Group Arrangement or Uniform Call Distribution Arrangement for use with WATS Access Line Services

This feature, available with FGA, FGB, FGC, FGD, BSA-A, BSA-B, BSA-C and BSA-D, provides an arrangement for an individual WATS Access Line Service within a multiline hunt or uniform call distribution group that provides access to a specific WATS Access Line Service within the hunt or uniform call distribution group when it is idle or provides busy tone when it is busy, when the nonhunting number is dialed. This feature is only provided in suitably equipped electronic end offices in which WATS Access Line Service is used for the completion of terminating calls.

#### S. Cut-Through

(CT) This feature, available with FGD and BSA-D, allows end users to reach the customer's premises by dialing 101XXXX + #. This feature provides for connection of the call to the premises of the customer indicated by the 101XXXX code upon receipt of the end of dialing the # digit. The Telephone Company will not record any other dialed digits for these calls.

#### T. Overlap Outpulsing

This feature, available with FGD and BSA-D where technically feasible, decreases call setup delay by starting to establish the connection to a customer's switch before the last four digits of the called number have been dialed.

#### U. Wink Start Address Signaling

This feature, available with FGB, FGC, BSA-B, BSA-C and FGD, provides a method of indicating to the originating switch the readiness of the far end switch to receive address signaling. This is done by providing a battery ground reversal. This feature is not available with SS7 Signaling.

Issued: September 21, 1998

Effective: October 21, 1998

By PRISCILLA HILL-ARDOIN, President-Missouri  
Southwestern Bell Telephone Company  
St. Louis, Missouri

No supplement to this tariff will be issued except for the purpose of canceling this tariff.

Access Services Tariff Section 6 7th Revised Sheet 46 Replacing 6th Revised Sheet 46

ACCESS SERVICES

RECEIVED

6. SWITCHED ACCESS SERVICE-(Continued)

AUG 15 1995

6.4 Local Switching Features-(Continued)

MO. PUBLIC SERVICE COMM.

6.4.1 Common Switching Features-(Continued)

Q. Uniform Call Distribution Arrangement for use with WATS Access Line Service

This feature, available with FGA, FGB, FGC, FGD, BSA-A, BSA-B, BSA-C and BSA-D, provides a type of multiline hunting arrangement which provides for an even distribution of terminating calls among the available WATS Access Line Services in the hunt group. This feature is only provided in suitably equipped electronic end offices in which WATS Access Line Service is provided.

R. Nonhunting Number for use with Hunt Group Arrangement or Uniform Call Distribution Arrangement for use with WATS Access Line Services

This feature, available with FGA, FGB, FGC, FGD, BSA-A, BSA-B, BSA-C and BSA-D, provides an arrangement for an individual WATS Access Line Service within a multiline hunt or uniform call distribution group that provides access to a specific WATS Access Line Service within the hunt or uniform call distribution group when it is idle or provides busy tone when it is busy, when the nonhunting number is dialed. This feature is only provided in suitably equipped electronic end offices in which WATS Access Line Service is used for the completion of terminating calls.

S. Cut-Through

(AT) This feature, available with FGD and BSA-D, allows end users to reach the customer's premises by dialing 10XXX + # or 101XXXX + #. This feature provides for connection of the call to the premises of the customer indicated by the 10XXX or 101XXXX code upon receipt of the end of dialing the # digit. The Telephone Company will not record any other dialed digits for these calls.

CANCELLED

OCT 21 1998

T. Overlap Outpulsing

This feature, available with FGD and BSA-D where termination is provided, decreases call setup delay by starting to establish the connection to a customer's switch before the last four digits of the called number have been dialed.

By John R. #46 Public Service Commission MISSOURI

U. Wink Start Address Signaling

This feature, available with FGB, FGC, BSA-B, BSA-C and FGD provides a method of indicating to the originating switch the readiness of the far end switch to receive address signaling. This is done by providing a battery ground reversal. This feature is not available with SS7 Signaling.

FILED

SEP 15 1995

Issued: AUG 15 1995

Effective: SEP 15 1995 MISSOURI Public Service Commission

By HORACE WILKINS, JR., President-Missouri Southwestern Bell Telephone St. Louis, Missouri

No supplement to this tariff will be issued except for the purpose of canceling this tariff.

Access Services Tariff  
Section 6  
6th Revised Sheet 46  
Replacing 5th Revised Sheet 46

ACCESS SERVICES

6. SWITCHED ACCESS SERVICE--(Continued)

6.4 Local Switching Features--(Continued)

6.4.1 Common Switching Features--(Continued)

O. Uniform Call Distribution Arrangement for use with WATS Access Line Service

This feature, available with FGA, FGB, FGC, FGD, BSA-A, BSA-B, BSA-C and BSA-D, provides a type of multiline hunting arrangement which provides for an even distribution of terminating calls among the available WATS Access Line Services in the hunt group. This feature is only provided in suitably equipped electronic end offices in which WATS Access Line Service is provided.

R. Nonhunting Number for use with Hunt Group Arrangement or Uniform Call Distribution Arrangement for use with WATS Access Line Services

This feature, available with FGA, FGB, FGC, FGD, BSA-A, BSA-B, BSA-C and BSA-D, provides an arrangement for an individual WATS Access Line Service within a multiline hunt or uniform call distribution group that provides access to a specific WATS Access Line Service within the hunt or uniform call distribution group when it is idle or provides busy tone when it is busy, when the nonhunting number is dialed. This feature is only provided in suitably equipped electronic end offices in which WATS Access Line Service is used for the completion of terminating calls.

S. Cut-Through

This feature, available with FGD and BSA-D, allows end use service to reach the customer's premises by dialing 10XXX + #. This feature provides for connection of the call to the premises of the customer indicated by the 10XXX code upon receipt of the end of dialing the # digit. The Telephone Company will not record any other dialed digits for these calls.

T. Overlap Outpulsing

This feature, available with FGD and BSA-D where technically feasible, decreases call setup delay by starting to establish the connection to a customer's switch before the last four digits of the called number have been dialed.

U. Wink Start Address Signaling

(AT)

This feature, available with FGB, FGC, BSA-B, BSA-C and FGD, is a method of indicating to the originating switch the readiness of the end switch to receive address signaling. This is done by providing a battery ground reversal. This feature is not available with SS7 Signaling.

RECEIVED

MAR 17 1994

MISSOURI  
Public Service Commission

CANCELLED

SEP 15 1995

BY 7th R.S. #46  
Public Service Commission

FILED

APR 30 1994

MISSOURI  
Public Service Commission

No supplement to this tariff will be issued except for the purpose of canceling this tariff.

Access Services Tariff  
Section 6  
5th Revised Sheet 46  
Replacing 4th Revised Sheet 46

ACCESS SERVICES

RECEIVED

MAR 07 1994

MISSOURI  
Public Service Commission

- 6. SWITCHED ACCESS SERVICE--(Continued)
- 6.4 Local Switching Features--(Continued)
- 6.4.1 Common Switching Features--(Continued)

Q. Uniform Call Distribution Arrangement for use with WATS Access Line Service

This feature, available with FGA, FGB, FGC, FGD, BSA-A, BSA-B, BSA-C and BSA-D, provides a type of multiline hunting arrangement which provides for an even distribution of terminating calls among the available WATS Access Line Services in the hunt group. This feature is only provided in suitably equipped electronic end offices in which WATS Access Line Service is provided.

R. Nonhunting Number for use with Hunt Group Arrangement or Uniform Call Distribution Arrangement for use with WATS Access Line Services

This feature, available with FGA, FGB, FGC, FGD, BSA-A, BSA-B, BSA-C and BSA-D, provides an arrangement for an individual WATS Access Line Service within a multiline hunt or uniform call distribution group that provides access to a specific WATS Access Line Service within the hunt or uniform call distribution group when it is idle or provides busy tone when it is busy, when the nonhunting number is dialed. This feature is only provided in suitably equipped electronic end offices in which WATS Access Line Service is used for the completion of terminating calls.

S. Cut-Through

This feature, available with FGD and BSA-D, allows end users to reach customer's premises by dialing 10XXX + #. This feature provides a direct connection of the call to the premises of the customer indicated by the 10XXX code upon receipt of the end of dialing the # digit. The Telephone Company will not record any other dialed digits for these calls.

T. Overlap Outpulsing

This feature, available with FGD and BSA-D where technically feasible, decreases call setup delay by starting to establish the connection to a customer's switch before the last four digits of the called number have been dialed.

U. Wink Start Address Signaling

This feature, available with FGB, FGC, BSA-B and BSA-C, provides a method of indicating to the originating switch the readiness of the far-end switch to receive address signaling. This is done by providing a battery ground reversal. This feature is not available with SS7 Signaling.

(AT)

Issued: MAR 07 1994 Effective: APR 07 1994

By M. H. SCHULTEIS, Division Manager-Regulatory & Industry Relations  
Southwestern Bell Telephone Company  
St. Louis, Missouri

MISSOURI  
Public Service Commission

CANCELLED  
APR 30 1994  
BY 6th R.S. #46  
Public Service Commission  
MISSOURI

FILED  
APR 7 1994

No supplement to this tariff will be issued except for the purpose of canceling this tariff.

Access Services Tariff  
Section 6  
4th Revised Sheet 46  
Replacing 3rd Revised Sheet 46

ACCESS SERVICES

RECEIVED

6. SWITCHED ACCESS SERVICE--(Continued)

MAR 29 1993

(FC)(CT) 6.4 Local Switching Features--(Continued)

MISSOURI  
Public Service Commission

(FC) 6.4.1 Common Switching Features--(Continued)

Q. Uniform Call Distribution Arrangement for use with WATS Access Line Service

(AT) This feature, available with FGA, FGB, FGC, FGD, BSA-A, BSA-B, BSA-C and  
(AT) BSA-D, provides a type of multiline hunting arrangement which provides for an even distribution of terminating calls among the available WATS Access Line Services in the hunt group. This feature is only provided in suitably equipped electronic end offices in which WATS Access Line Service is provided.

R. Nonhunting Number for use with Hunt Group Arrangement or Uniform Call Distribution Arrangement for use with WATS Access Line Services

(AT) This feature, available with FGA, FGB, FGC, FGD, BSA-A, BSA-B, BSA-C and  
(AT) BSA-D, provides an arrangement for an individual WATS Access Line Service within a multiline hunt or uniform call distribution group that provides access to a specific WATS Access Line Service within the hunt or uniform call distribution group when it is idle or provides busy tone when it is busy, when the nonhunting number is dialed. This feature is only provided in suitably equipped electronic end offices in which WATS Access Line Service is used for the completion of terminating calls.

APR 7 1994

S. Cut-Through

(AT) This feature, available with FGD and BSA-D, allows end users to reach the customer's premises by dialing 10XXX + #. This feature provides connection of the call to the premises of the customer indicated by the 10XXX code upon receipt of the end of dialing the # digit. The Telephone Company will not record any other dialed digits for these calls.

BY *5th R.S. #46*

T. Overlap Outpulsing

(AT) This feature, available with FGD and BSA-D where technically feasible, decreases call setup delay by starting to establish the connection to a customer's switch before the last four digits of the called number have been dialed.

U. Wink Start Address Signaling

(AT) This feature, available with FGB, FGC, BSA-B and BSA-C, provides a method of indicating to the originating switch the readiness of the far end switch to receive address signaling. This is done by providing a battery ground reversal.

Issued: MAR 26 1993

Effective:

FILED

By R. D. BARRON, President-Missouri Division  
Southwestern Bell Telephone Company  
St. Louis, Missouri

APR 11 1993

APR 11 1993

92 - 304

MO. PUBLIC SERVICE COMM.



No supplement to this tariff will be issued except for the purpose of canceling this tariff.

Access Services Tariff  
Section 6  
3rd Revised Sheet 46  
Replacing 2nd Revised Sheet 46

ACCESS SERVICES

RECEIVED

6. SWITCHED ACCESS SERVICE--(Continued)

AUG 9 1991

(RT) 6.3 Common Switching and Transport Termination Features--(Continued)

MISSOURI

(RT) 6.3.1 Common Switching Features--(Continued)

Public Service Commission

Q. Uniform Call Distribution Arrangement for use with WATS Access Line Service

(CT) This feature, available with FGA, FGB, FGC and FGD, provides a type of multiline hunting arrangement which provides for an even distribution of terminating calls among the available WATS Access Line Services in the hunt group. This feature is only provided in suitably equipped electronic end offices in which WATS Access Line Service is provided.

R. Nonhunting Number for use with Hunt Group Arrangement or Uniform Call Distribution Arrangement for use with WATS Access Line Services

(CT) This feature, available with FGA, FGB, FGC and FGD, provides an arrangement for an individual WATS Access Line Service within a multiline hunt or uniform call distribution group that provides access to a specific WATS Access Line Service within the hunt or uniform call distribution group when it is idle or provides busy tone when it is busy, when the nonhunting number is dialed. This feature is only provided in suitably equipped electronic end offices in which WATS Access Line Service is used for the completion of terminating calls.

S. Cut-Through

(CT) This feature, available with FGD, allows end users to reach the customer's premises by dialing 10XXX + #. This feature provides for connection of the call to the premises of the customer indicated by the 10XXX code upon receipt of the end of dialing the # digit. The Telephone Company will not record any other dialed digits for these calls.

(AT) T. Overlap Outpulsing

This feature, available with FGD where technically feasible, decreases call setup delay by starting to establish the connection to a customer's switch before the last four digits of the called number have been dialed.

U. Wink Start Address Signaling

(AT) This feature, available with FGB and FGC, provides a method of indicating to the originating switch the readiness of the far end switch to receive address signaling. This is done by providing a battery ground reversal.

CANCELLED  
APR 11 1993  
BY 4th R.S. #46  
Public Service Commission  
MISSOURI

Issued: AUG 09 1991

Effective: SEP 09 1991

By R. D. BARRON, President-Missouri Division  
Southwestern Bell Telephone Company  
St. Louis, Missouri

FILED

SEP 30 1991

Public Service Commission

No supplement to this tariff will be issued except for the purpose of canceling this tariff.

Access Services Tariff  
Section 6  
2nd Revised Sheet 46  
Replacing 1st Revised Sheet 46

RECEIVED

OCT 13 1987

ACCESS SERVICES

6. SWITCHED ACCESS SERVICE-(Continued)

6.3 Common Switching and Transport Termination Optional Features-  
(Continued)

MISSOURI  
Public Service Commission

6.3.1 Common Switching Optional Features-(Continued)

Q. Uniform Call Distribution Arrangement for use with WATS Access Line Service

(AT)

This option, available with FGA, FGB, FGC and FGD, provides a type of multiline hunting arrangement which provides for an even distribution of terminating calls among the available WATS Access Line Services in the hunt group. This feature is only provided in suitably equipped electronic end offices in which WATS Access Line Service is provided.

R. Nonhunting Number for use with Hunt Group Arrangement or Uniform Call Distribution Arrangement for use with WATS Access Line Services

(AT)

This option, available with FGA, FGB, FGC and FGD, provides an arrangement for an individual WATS Access Line Service within a multiline hunt or uniform call distribution group that provides access to a specific WATS Access Line Service within the hunt or uniform call distribution group when it is idle or provides busy tone when it is busy, when the nonhunting number is dialed. This feature is only provided in suitably equipped electronic end offices

(AT)

in which WATS Access Line Service is used for the completion of terminating calls.

S. Cut-Through

This option, available with FGD, allows end users to reach the customer's premises by dialing 10XXX + #. This option provides for connection of the call to the premises of the customer indicated by the 10XXX code upon receipt of the end of dialing the # digit. The Telephone Company will not record any other dialed digits for these calls.

CANCELLED  
SEP 30 1991  
BY 3<sup>M</sup> R.S. 36

Public Service Commission

FILED

OCT 16 1987

Issued: OCT 14 1987

Effective: OCT 16 1987  
Public Service Commission

By R. D. BARRON, President-Missouri Division  
Southwestern Bell Telephone Company  
St. Louis, Missouri

No supplement to this tariff will be issued except for the purpose of canceling this tariff.

Access Services Tariff  
Section 6  
1st Revised Sheet 46  
Replacing Original Sheet 46

(CP)ACCESS SERVICES

**RECEIVED**  
JUN 27 1986  
MISSOURI  
Public Service Commission

6. SWITCHED ACCESS SERVICE-(Continued)

6.3 Common Switching and Transport Termination Optional Features-  
(Continued)

6.3.1 Common Switching Optional Features-(Continued)

Q. Uniform Call Distribution Arrangement for use with WATS Access Line Service

This option, available with FGC and FGD, provides a type of multiline hunting arrangement which provides for an even distribution of terminating calls among the available WATS Access Line Services in the hunt group. This feature is only provided in suitably equipped electronic end offices in which WATS Access Line Service is provided.

R. Nonhunting Number for use with Hunt Group Arrangement or Uniform Call Distribution Arrangement for use with WATS Access Line Services

This option, available with FGC and FGD, provides an arrangement for an individual WATS Access Line Service within a multiline hunt or uniform call distribution group that provides access to a specific WATS Access Line Service within the hunt or uniform call distribution group when it is idle or provides busy tone when it is busy, when the nonhunting number is dialed. This feature is only provided in suitably equipped electronic end offices in which WATS Access Line Service is provided.

**CANCELLED**  
OCT 16 1987  
BY 211 R.S. #46  
Public Service Commission  
MISSOURI

S. Cut-Through

This option, available with FGD, allows end users to reach the customer's premises by dialing 10XXX + #. This option provides for connection of the call to the premises of the customer indicated by the 10XXX code upon receipt of the end of dialing the # digit. The Telephone Company will not record any other dialed digits for these calls.

**FILED**  
JUN 1 1986  
86-84  
Public Service Commission

Issued: JUN 27 1986

Effective: JUL 1 1986

By R. D. BARRON, President-Missouri Division  
Southwestern Bell Telephone Company  
St. Louis, Missouri

No supplement to this tariff will be issued except for the purpose of canceling this tariff.

RECEIVED  
DEC 29 1983  
Public Service Commission

ACCESS SERVICES

6. SWITCHED ACCESS SERVICE-(Continued)

6.3 Common Switching and Transport Termination Nonchargeable Optional Features-(Continued)

6.3.2 Transport Termination Optional Features

A. Rotary Dial Station Signaling

This option provides for the transmission of called party address signaling from rotary dial stations to the IC terminal location for originating calls. This option is provided in the form of a specific type of Transport Termination. It is available with Feature Group B only on a directly trunked basis. When direct trunking would not have been provided except as required by the provision of rotary dial station signaling, additional charges will apply for the Provision of Other Than Telephone Company Selected Traffic Routing, as set forth in Paragraph 6.8.2, B., following.

B. Operator Trunk - Coin, Non-Coin or Combined Coin and Non-Coin

This option may be ordered to provide coin, non-coin or combined coin and non-coin operation. It is available only with Feature Group C and is provided in electronic end offices and other Telephone Company end offices where equipment is available. It is provided as a trunk type of Transport Termination. When this Feature may, because of technical limitations, only be provided on a directly trunked basis, and when direct trunking would not have been provided except as required by the provision of this feature, additional charges will apply for the Provision of Other Than Telephone Company Selected Traffic Routing, as set forth in Paragraph 6.8.2, B., following.

Coin:

This arrangement provides for initial coin return control and routing of 0+, 0- or 1+ prefixed originating coin calls requiring operator assistance to the IC's terminal location. Because operator assisted coin calling traffic is routed over a trunk group dedicated to operator assisted calls, this arrangement is only provided in association with the service class routing option.

The operator assistance coin calling arrangement is also normally ordered by the IC in conjunction with the ANI optional feature, since the preponderance of trunk groups equipped with this arrangement will be terminated in the IC's TSS systems, rather than in the IC's manual cord boards.

CANCELLED

83-253  
Public Service Commission

BY PUBLIC SERVICE COMMISSION OF MISSOURI

Issued: DEC 29 1983

Effective: JAN 01 1984

By R. D. BARRON, Vice President-Missouri  
Southwestern Bell Telephone Company  
St. Louis, Missouri

No supplement to this tariff will be issued except for the purpose of canceling this tariff.

Access Services Tariff  
Section 6  
Original Sheet 46.01

## ACCESS SERVICES

### 6. SWITCHED ACCESS SERVICE-(Continued)

#### 6.4 Local Switching Features-(Continued)

##### 6.4.1 Common Switching Features-(Continued)

(MT) V. Carrier Identification Code (CIC)

This feature permits the customer to establish or add a CIC, change an existing CIC or delete an

(MT) existing CIC used in conjunction with the customer's FGB, FGD, BSA-B, and BSA-D service.

(AT)(FC) W. Carrier Identification Code Parameter (CIP)

Available with FGB and BSA-D that has SS7 Signaling in suitably equipped end offices or access tandem switches.

Provides for the transmission of the Carrier Identification Code (CIC) to the customer within the Initial Address Message (IAM) of an originating FGD or BSA-D call. This optional feature transmits the CIC of the presubscribed carrier or the CIC selected when the end user originated a call using a 101XXXX access code. CIP is available at the end office and is billed on a per call basis.

(AT) Technical Specifications for CIP are set forth in Technical Reference GR-394-CORE.

(MT)(FC) X. International Carrier Feature

This feature allows for FGD and BSA-D end office or access tandem switched equipped for International Direct Distance Dialing to be arranged to forward international calls to the customer designated by the end user.

This feature also allows for FGD and BSA-D end offices or access tandem switched equipped for International Direct Distance Dialing to be arranged to forward the international call of one or more international carriers to the customer (i.e., the Telephone Company is able to route originating international calls to a customer other than the one designated by the end user either through presubscription, 101XXXX dialing). This arrangement requires provision of written verification to the Telephone Company that the customer is authorized to forward such calls. The written verification must be in the form of a letter of agency authorizing the customer to order the feature on behalf of the international carrier. This feature is only provided with FGD

(MT) and BSA-d at end offices or access tandems equipped for International Direct Distance Dialing.

Issued: **JULY 27, 1999**

Effective: **AUGUST 26, 1999**

No supplement to this tariff will be issued except for the purpose of canceling this tariff.

Access Services Tariff  
Section 6  
8th Revised Sheet 47  
Replacing 7th Revised Sheet 47

ACCESS SERVICES

6. SWITCHED ACCESS SERVICE-(Continued)

6.4 Local Switching Features-(Continued)

6.4.1 Common Switching Features-(Continued)

(MT)

(MT)

(FC) Y. FGD or BSA-D With 950 Access

This feature, available with FGB or BSA-D, where technically feasible, provides for the routing of originating calls from equal access end offices utilizing a customer's 950-XXXX access code, to the customer's FGD or BSA-D trunks and using FGD or BSA-D signaling protocols and technical specifications. The 950-XXXX traffic can be routed to the customers directly or through an access tandem over FGD or BSA-D trunks with the customer's standard FGD or BSA-d traffic, except as specified in Paragraph 6.8.3, following.

(FC) Z. Flexible Automatic Number Identification (Flex ANI)

Available with FGD in suitably equipped end offices and in association with the ANI feature.

(MT)

Provides the ability to add values to the existing information indicators (ii) that are available with the ANI feature. The customers will receive all new ii codes that are assigned by the North American Numbering Plan Administrator as they become available and are activated in the Telephone Company switched. Flex ANI is provided per end office and on a Carrier Identification Code (CIC) basis.

(MT)

Issued: **JULY 27, 1999**

Effective: **AUGUST 26, 1999**

By JAN NEWTON, President-Missouri  
Southwestern Bell Telephone Company  
St. Louis, Missouri

No supplement to this tariff will be issued except for the purpose of canceling this tariff.

Access Services Tariff  
Section 6  
7th Revised Sheet 47  
Replacing 6th Revised Sheet 47

ACCESS SERVICES

6. SWITCHED ACCESS SERVICE-(Continued)

RECEIVED

6.4 Local Switching Features-(Continued)

SEP 21 1998

6.4.1 Common Switching Features-(Continued)

MO. PUBLIC SERVICE COMM

V. Carrier Identification Code (CIC)

This feature permits the customer to establish or add a CIC, change an existing CIC or delete an existing CIC used in conjunction with the customer's FGB, FGD, BSA-B and BSA-D service.

W. International Carrier Feature

This feature allows for FGD and BSA-D end office or access tandem switches equipped for International Direct Distance Dialing to be arranged to forward international calls to the customer designated by the end user.

This feature also allows for FGD and BSA-D end offices or access tandem switches equipped for International Direct Distance Dialing to be arranged to forward the international calls of one or more international carriers to the customer (i.e., the Telephone Company is able to route originating international calls to a customer other than the one designated by the end user either through presubscription, 101XXXX dialing). This arrangement requires provision of written verification to the Telephone Company that the customer is authorized to forward such calls. The written verification must be in the form of a letter of agency authorizing the customer to order the feature on behalf of the international carrier. This feature is only provided with FGD and BSA-D at end offices or access tandems equipped for International Direct Distance Dialing.

(CT)

X. FGD or BSA-D With 950 Access

**CANCELLED**

This feature, available with FGD or BSA-D, where technically feasible, provides for the routing of originating calls from equal access end offices utilizing a customer's 950-XXXX access code, to the customer's FGD or BSA-D trunks and using FGD or BSA-D signaling protocols and technical specifications. The 950-XXXX traffic can be routed to the customers directly or through an access tandem over FGD or BSA-D trunks with the customer's standard FGD or BSA-D traffic, except as specified in Paragraph 6.8.3, following.

AUG 26 1999

By 8 RS #47  
Public Service Commission  
MISSOURI

Y. Flexible Automatic Number Identification (Flex ANI)

Available with FGD in suitably equipped end offices and in association with the ANI feature.

**FILED**

Issued: **SEP 21 1998**

Effective: **OCT 21 1998** **OCT 21 1998**

By PRISCILLA HILL-ARDOIN, President-Missouri  
Southwestern Bell Telephone Company  
St. Louis, Missouri

MISSOURI  
Public Service Commission

No supplement to this tariff will be issued except for the purpose of canceling this tariff.

Access Services Tariff  
Section 6  
6th Revised Sheet 47  
Replacing 5th Revised Sheet 47

ACCESS SERVICES

RECEIVED

6. SWITCHED ACCESS SERVICE-(Continued)

AUG 15 1995

6.4 Local Switching Features-(Continued)

6.4.1 Common Switching Features-(Continued)

MO. PUBLIC SERVICE COMM.

V. Carrier Identification Code (CIC)

This feature permits the customer to establish or add a CIC, change an existing CIC or delete an existing CIC used in conjunction with the customer's FGB, FGD, BSA-B and BSA-D service.

W. International Carrier Feature

This feature allows for FGD and BSA-D end office or access tandem switches equipped for International Direct Distance Dialing to be arranged to forward international calls to the customer designated by the end user.

This feature also allows for FGD and BSA-D end offices or access tandem switches equipped for International Direct Distance Dialing to be arranged to forward the international calls of one or more international carriers to the customer (i.e., the Telephone Company is able to route originating international calls to a customer other than the one designated by the end user either through presubscription, 10XXX or 101XXXX dialing). This arrangement requires provision of written verification to the Telephone Company that the customer is authorized to forward such calls. The written verification must be in the form of a letter of agency authorizing the customer to order the feature on behalf of the international carrier. This feature is only provided with FGD and BSA-D at end offices or access tandems equipped for International Direct Distance Dialing.

(AT)

X. FGD or BSA-D With 950 Access

This feature, available with FGD or BSA-D, where technically feasible, provides for the routing of originating calls from equal access end offices utilizing a customer's 950-XXXX access code, to the customer's FGD or BSA-D trunks and using FGD or BSA-D signaling protocols and technical specifications. The 950-XXXX traffic can be routed to the customers directly or through an access tandem over FGD or BSA-D trunks with the customer's standard FGD or BSA-D traffic, except as specified in Paragraph 6.8.3, following.

Y. Flexible Automatic Number Identification (Flex ANI)

Available with FGD in suitably equipped end offices and in association with the ANI feature.

FILED

CANCELLED

SEP 15 1995

OCT 21 1998

By *Wh RS #47*  
Public Service Commission  
MISSOURI

MISSOURI  
Public Service Commission

Issued:

AUG 15 1995

Effective:

SEP 15 1995

By HORACE WILKINS, JR., President-Missouri  
Southwestern Bell Telephone  
St. Louis, Missouri



No supplement to this tariff will be issued except for the purpose of canceling this tariff.

Access Services Tariff  
Section 6  
5th Revised Sheet 47  
Replacing 4th Revised Sheet 47

ACCESS SERVICES

RECEIVED

6. SWITCHED ACCESS SERVICE-(Continued)

FEB 03 1994

(C) 6.4 Local Switching Features-(Continued)

6.4.1 Common Switching Features-(Continued)

MISSOURI  
Public Service Commission

V. Carrier Identification Code (CIC)

This feature permits the customer to establish or add a CIC, change an existing CIC or delete an existing CIC used in conjunction with the customer's FGB, FGD, BSA-B and BSA-D service.

W. International Carrier Feature

This feature allows for FGD and BSA-D end office or access tandem switches equipped for International Direct Distance Dialing to be arranged to forward international calls to the customer designated by the end user.

This feature also allows for FGD and BSA-D end offices or access tandem switches equipped for International Direct Distance Dialing to be arranged to forward the international calls of one or more international carriers to the customer (i.e., the Telephone Company is able to route originating international calls to a customer other than the one designated by the end user either through presubscription or 10XXX dialing). This arrangement requires provision of written verification to the Telephone Company that the customer is authorized to forward such calls. The written verification must be in the form of a letter of agency authorizing the customer to order the feature on behalf of the international carrier. This feature is only provided with FGD and BSA-D at end offices or access tandems equipped for International Direct Distance Dialing.

X. FGD or BSA-D With 950 Access

This feature, available with FGD or BSA-D, where technical specifications provides for the routing of originating calls from end offices utilizing a customer's 950-XXXX access code, to the customer's FGD or BSA-D trunks and using FGD or BSA-D signaling protocols and technical specifications. The 950-XXXX traffic can be routed to the customers directly or through an access tandem over FGD or BSA-D trunks with the customer's standard FGD or BSA-D traffic, except as specified in Paragraph 6.8.3, following.

CANCELLED  
SEP 15 1995  
R.S. # 47  
Public Service Commission  
MISSOURI

(AT) Y. Flexible Automatic Number Identification (Flex ANI)

Available with FGD in suitably equipped end offices and in association with the ANI feature.

FILED

MAR 14 1994

(MT)

MISSOURI  
Public Service Commission

Issued: FEB 04 1994

Effective: MAR 07 1994

By M. H. SCHULTEIS, Division Manager-Regulatory & Industry Relations  
Southwestern Bell Telephone Company  
St. Louis, Missouri

No supplement to this tariff will be issued except for the purpose of canceling this tariff.

Access Services Tariff  
Section 6  
4th Revised Sheet 47  
Replacing 3rd Revised Sheet 47

ACCESS SERVICES

6. SWITCHED ACCESS SERVICE-(Continued)

RECEIVED

MAR 29 1993

(FC)(CT) 6.3 Local Switching Features-(Continued)

(FC) 6.4.1 Common Switching Features-(Continued)

MISSOURI  
Public Service Commission

V. Carrier Identification Code (CIC)

This feature permits the customer to establish or add a CIC, change an existing CIC or delete an existing CIC used in conjunction with the customer's FGB, FGD, BSA-B and BSA-D service.

(AT)

W. International Carrier Feature

(AT)

This feature allows for FGD and BSA-D end office or access tandem switches equipped for International Direct Distance Dialing to be arranged to forward international calls to the customer designated by the end user.

(AT)

This feature also allows for FGD and BSA-D end offices or access tandem switches equipped for International Direct Distance Dialing to be arranged to forward the international calls of one or more international carriers to the customer (i.e., the Telephone Company is able to route originating international calls to a customer other than the one designated by the end user either through presubscription or 10XXX dialing). This arrangement requires provision of written verification to the Telephone Company that the customer is authorized to forward such calls. The written verification must be in the form of a letter of agency authorizing the customer to order the feature on behalf of the international carrier. This feature is only provided with FGD and BSA-D at end offices or access tandems equipped for International Direct Distance Dialing.

(AT)

(AT) X. FGD or BSA-D With 950 Access

(AT)

This feature, available with FGD or BSA-D, where technically feasible provides for the routing of originating calls from equal access offices utilizing a customer's 950-XXXX access code, to the customer's FGD or BSA-D trunks and using FGD or BSA-D signaling protocols and technical specifications. The 950-XXXX traffic can be routed to the customers directly or through an access tandem over FGD or BSA-D trunks with the customer's standard FGD or BSA-D traffic, except as specified in Paragraph 6.8.3, following.

(AT)

(AT)

(FC)

(FC)(AT) 6.4.2 Transport Termination Features - Trunk Side Terminations

A. Dial Pulse Station Signaling

This feature provides for the transmission of called party address signaling from rotary dial stations to the IC terminal location for

(MT)

Issued: MAR 26 1993

Effective:

APR FILED 1993

By R. D. BARRON, President-Missouri Division  
Southwestern Bell Telephone Company  
St. Louis, Missouri

APR 11 1993

92 - 304

MO. PUBLIC SERVICE COMM.

No supplement to this tariff will be issued except for the purpose of canceling this tariff.

Access Services Tariff  
Section 6  
3rd Revised Sheet 47  
Replacing 2nd Revised Sheet 47

ACCESS SERVICES

RECEIVED

6. SWITCHED ACCESS SERVICE-(Continued)

SEP 6 1991

6.3 Common Switching and Transport Termination Features-(Continued)

6.3.1 Common Switching Features-(Continued)

MISSOURI  
Public Service Commission

V. Carrier Identification Code (CIC)

This feature permits the customer to establish or add a CIC, change an existing CIC or delete an existing CIC used in conjunction with the customer's FGB and/or FGD service.

W. International Carrier Feature

This feature allows for Feature Group D end office or access tandem switches equipped for International Direct Distance Dialing to be arranged to forward international calls to the customer designated by the end user.

This feature also allows for Feature Group D end offices or access tandem switches equipped for International Direct Distance Dialing to be arranged to forward the international calls of one or more international carriers to the customer (i.e., the Telephone Company is able to route originating international calls to a customer other than the one designated by the end user either through presubscription or 10XXX dialing). This arrangement requires provision of written verification to the Telephone Company that the customer is authorized to forward such calls. The written verification must be in the form of a letter of agency authorizing the customer to order the feature on behalf of the international carrier. This feature is only provided with FGD at end offices or access tandems equipped for International Direct Distance Dialing.

(AT) X. FGD with 950 Access

This feature, available with FGD, where technically feasible, provides for the routing of originating calls from equal access end offices utilizing a customer's 950-XXXX access code, to the customer's FGD trunks and using FGD signaling protocols and technical specifications. The 950-XXXX traffic can be routed to the customers directly or through an access tandem over FGD trunks with the customer's standard FGD trunk, except as specified in Paragraph 6.5.3, following.

(AT)

6.3.2 Transport Termination Features

A. Dial Pulse Station Signaling

This feature provides for the transmission of called party address signaling from rotary dial stations to the IC terminal location for originating calls. This feature is provided in the form of a specific type of Transport Termination. It is available with Feature Group B only on a directly trunked basis.

(MT)

Issued: SEP 09 1991

Effective: ~~SEP 09 1991~~  
OCT 19 1991

FILED

By R. D. BARRON, President-Missouri Division  
Southwestern Bell Telephone Company  
St. Louis, Missouri

OCT 19 1991

MO. PUBLIC SERVICE COMM.

CANCELLED  
APR 11 1993  
BY 4th R.S. #47  
Public Service Commission  
MISSOURI

No supplement to this tariff will be issued except for the purpose of canceling this tariff.

Access Services Tariff  
Section 6  
2nd Revised Sheet 47  
Replacing 1st Revised Sheet 47

ACCESS SERVICES

6. SWITCHED ACCESS SERVICE--(Continued)

**RECEIVED**

(RT) 6.3 Common Switching and Transport Termination Features--(Continued)

AUG 9 1991

(AT) 6.3.1 Common Switching Features--(Continued)

**MISSOURI  
Public Service Commission**

V. Carrier Identification Code (CIC)

This feature permits the customer to establish or add a CIC, change an existing CIC or delete an existing CIC used in conjunction with the customer's FGB and/or FGD service.

W. International Carrier Feature

This feature allows for Feature Group D end office or access tandem switches equipped for International Direct Distance Dialing to be arranged to forward international calls to the customer designated by the end user.

This feature also allows for Feature Group D end offices or access tandem switches equipped for International Direct Distance Dialing to be arranged to forward the international calls of one or more international carriers to the customer (i.e., the Telephone Company is able to route originating international calls to a customer other than the one designated by the end user either through presubscription or 10XXX dialing). This arrangement requires provision of written verification to the Telephone Company that the customer is authorized to forward such calls. The written verification must be in the form of a letter of agency authorizing the customer to order the feature on behalf of the international carrier. This feature is only provided with FGD at end offices or access tandems equipped for International Direct Distance Dialing.

**CANCELLED**

(AT) 6.3.2 Transport Termination Features

OCT 10 1991

(CT) A. Dial Pulse Station Signaling

BY 3<sup>rd</sup> R.S. # 47

**Public Service Commission  
MISSOURI**

(CT) This feature provides for the transmission of called party address signaling from rotary dial stations to the IC terminal location for originating calls. This feature is provided in the form of a specific type of Transport Termination. It is available with Feature Group B only on a directly trunked basis.

B. Operator Trunk - Coin, Non-Coin or Combined Coin and Non-Coin

(CT) This feature is a trunk type termination which may be ordered to provide coin, non-coin, or combined coin and non-coin operation. It is available only with FGC and is provided in suitably equipped end offices.

(MT) Issued: **AUG 09 1991**

Effective: ~~SEP 09 1991~~

**FILED**  
SEP 30 1991

By R. D. BARRON, President - Missouri Division  
Southwestern Bell Telephone Company  
St. Louis, Missouri

SEP 30 1991

**Public Service Commission**

No supplement to this tariff will be issued except for the purpose of canceling this tariff.

Access Services Tariff  
Section 6  
1st Revised Sheet 47  
Replacing Original Sheet 47

(CP)ACCESS SERVICES

6. SWITCHED ACCESS SERVICE-(Continued)

6.3 Common Switching and Transport Termination Optional Features (Continued)

6.3.2 Transport Termination Optional Features

A. Rotary Dial Station Signaling

This option provides for the transmission of called party address signaling from rotary dial stations to the IC terminal location for originating calls. This option is provided in the form of a specific type of Transport Termination. It is available with Feature Group B only on a directly trunked basis.


B. Operator Trunk - Coin, Non-Coin or Combined Coin and Non-Coin

This option is a trunk type termination which may be ordered to provide coin, non-coin, or combined coin and non-coin operation. It is available only with FGC and is provided in suitably equipped end offices.

This arrangement is normally ordered in conjunction with the ANI optional feature, since the preponderance of trunk groups equipped with this arrangement will be terminated in the customer's TSPS systems, rather than in the customer's manual cord boards.

Coin:

This arrangement provides for initial coin return control and routing of 0+, 0- or 1+ prefixed originating coin calls requiring operator assistance to the IC's terminal location. Because operator assisted coin calling traffic is routed over a trunk group dedicated to operator assisted calls, this arrangement is only provided in association with the Service Class Routing option.



CANCELLED

SEP 30 1991

BY 2nd R.S. 47

Public Service Commission  
MISSOURI



Issued: JUN 27 1986

Effective: JUL 1 1986

By R. D. BARRON, President-Missouri, Division  
Southwestern Bell Telephone Company  
St. Louis, Missouri

No supplement to this tariff will be issued except for the purpose of canceling this tariff.

Original Sheet 47  
**RECEIVED**  
DEC 29 1983  
MISSOURI  
Public Service Commission

ACCESS SERVICES

6. SWITCHED ACCESS SERVICE-(Continued)

6.3 Common Switching and Transport Termination Nonchargeable Optional Features-(Continued)

6.3.2 Transport Termination Optional Features-(Continued)

B. Operator Trunk - Coin, Non-Coin or Combined Coin and non-Coin-(Continued)

Non-Coin:

This arrangement provides for the routing of 0+, 0- or 1+ prefixed originating non-coin calls requiring operator assistance to the IC's terminal location. Because operator assisted non-coin calling traffic is routed over a trunk group dedicated to operator assisted calls, this arrangement is only provided in association with the service class routing option.

The operator assistance non-coin calling arrangement is also normally ordered by the IC in conjunction with the ANI optional feature, since the preponderance of trunk groups equipped with this arrangement will be terminated in the IC's TSPS systems, rather than in the IC's manual cord boards. When so equipped, the ANI feature provides for the forwarding of information digits which identify that the call has originated from a hotel or motel, and whether room number identification is required, or that special screening is required, e.g., for coinless public stations, dormitory or inmate stations, or other screening arrangements agreed to between the IC and the Telephone Company.

Combined Coin and Non-Coin:

This arrangement provides for initial coin return control and routing of 0+, 0- or 1+ prefixed originating operator assisted coin and non-coin calls requiring operator assistance to the IC's terminal location. Because operator assisted coin and non-coin calling traffic is routed over a trunk group dedicated to operator assisted calls, this arrangement is only provided in association with the service class routing option.

This arrangement is normally ordered by the IC in conjunction with the ANI optional feature, since the preponderance of trunk groups equipped with this arrangement will be terminated in the IC's operator services systems, rather than in the IC's manual cord boards. When so equipped the ANI optional feature provides for the forwarding of information digits which identify that the call has originated from a hotel or motel and whether room number identification is required, or that special screening is required, e.g., for coinless public stations, dormitory or inmate stations, or other screening arrangements, agreed to between the IC and the Telephone Company.

**CANCELLED**  
1983  
R.S. # 47  
MISSOURI  
PUBLIC SERVICE COMMISSION

**RECEIVED**  
JAN - 1 1984  
83 - 253  
Public Service Commission

Issued: DEC 29 1983

Effective: JAN 0 1 1984

By R. D. BARRON, Vice President-Missouri  
Southwestern Bell Telephone Company  
St. Louis, Missouri

No Supplement to this tariff will be issued except for the purpose of canceling this tariff.

Access Services Tariff  
Section 6  
3<sup>rd</sup> Revised Sheet 47.01  
Replacing 2<sup>nd</sup> Revised Sheet 47.01

ACCESS SERVICES

6. SWITCHED ACCESS SERVICE-(Continued)

6.4 Local Switching Features-(Continued)

6.4.1 Common Switching Features-(Continued)

(MT)

|

(MT)

(FC) AA. Multifrequency Address Signaling

This feature, available with FGB, FGC, FGD, BSA-B, BSA-C, and BSA-D, provides for the transmission of number information and control signals, e.g., number address signals, automatic number identification, between the end office switching systems and the customer's premises (in either direction). Multifrequency signaling arrangements make use of pairs of frequencies out of a group of six frequencies. Specific information transmitted is dependent upon feature group and call type, i.e., POTS, coin or operator. This feature is not available in combination with SS7 signaling.

(FC) BB. Signaling System 7 (SS7) Signaling

This feature provides common channel out of band transmission of address and supervisory SS7 protocol signaling information between the end office switching system or the tandem office switching system and the customer's designated premises. The signaling information is transmitted over facilities provided with the Common Channel Signaling/Signaling System 7 Interconnection Service as specified in Section 20 following.

(FC) CC. Calling Party Number (CPN) Parameter

This feature includes the transport in the originating direction of the Calling Part Number (CPN) Parameter where technically feasible and where the Telephone Company has made CPN privacy restriction available to the originating end user. The CPN Parameter provides for the automatic transmission of the ten digit directory number, associated with a calling station, to the customer's premises for calls originating in the LATA. The ten digit telephone number consists of the NPA plus the seven digit telephone number, which may or may not be the same number as the calling station's charge number. The CPN will be coded as presented, or restricted via a "privacy indicator" for delivery to the called end user.

The CPN Parameter must be transported without alteration or modification to the connecting carrier, the terminating telephone company, or an end user when the customer has a direct connection. Customers must honor and transmit the unaltered "privacy indicator" within the CPN Parameter.

Issued: **JULY 27, 1999**

Effective: **AUGUST 26, 1999**

By JAN NEWTON, President-Missouri  
Southwestern Bell Telephone Company  
St. Louis, Missouri

No supplement to this tariff will be issued except for the purpose of canceling this tariff.

Access Services Tariff Section 6  
2nd Revised Sheet 47.01  
Replacing 1st Revised Sheet 47.01

ACCESS SERVICES

RECEIVED

AUG 15 1995

6. SWITCHED ACCESS SERVICE-(Continued)

6.4 Local Switching Features-(Continued)

6.4.1 Common Switching Features-(Continued)

MO. PUBLIC SERVICE COMM.

Provides the ability to add values to the existing information indicators (ii) that are available with the ANI feature. The customer will receive all new ii codes that are assigned by the North American Numbering Plan Administrator as they become available and are activated in the Telephone Company switches. Flex ANI is provided per end office and on a Carrier Identification Code (CIC) basis.

Z. Multifrequency Address Signaling

This feature, available with FGB, FGC, FGD, BSA-B, BSA-C, and BSA-D, provides for the transmission of number information and control signals, e.g., number address signals, automatic number identification, between the end office switching systems and the customer's premises (in either direction). Multifrequency signaling arrangements make use of pairs of frequencies out of a group of six frequencies. Specific information transmitted is dependent upon feature group and call type, i.e., POTS, coin or operator. This feature is not available in combination with SS7 signaling.

AA. Signaling System 7 (SS7) Signaling

This feature provides common channel out of band transmission of address and supervisory SS7 protocol signaling information between the end office switching system or the tandem office switching system and the customer's designated premises. The signaling information is transmitted over facilities provided with the Common Channel Signaling/Signaling System 7 Interconnection Service as specified in Section 20 following.

(CT)

This feature includes the transport in the originating direction of the Calling Party Number (CPN) Parameter where technically feasible and where the Telephone Company has made CPN privacy restriction available to the originating end user. The CPN Parameter provides for the automatic transmission of the ten digit directory number, associated with a calling station, to the customer's premises for calls originating in the LATA. The ten digit telephone number consists of the NPA plus the seven digit telephone number, which may or may not be the same number as the calling station's charge number. The CPN will be coded as presented, or restricted via a "privacy indicator" for delivery to the called end user.

CANCELLED

AUG 26 1999

The CPN Parameter must be transported without alteration or modification by the connecting carrier, the terminating telephone company, or an end user when the customer has a direct connection. Customers must honor and transmit the unaltered "privacy indicator" within the CPN Parameter.

By *RS #47.01*  
Public Service Commission  
MISSOURI

(CT)

FILED

Issued: AUG 15 1995

Effective: SEP 15 1995

By HORACE WILKINS, JR., President-Missouri  
Southwestern Bell Telephone  
St. Louis, Missouri

SEP 15 1995

MISSOURI  
Public Service Commission



No supplement to this tariff will be issued except for the purpose of canceling this tariff.

Access Services Tariff  
Section 6  
2nd Revised Sheet 47.01  
Replacing 1st Revised Sheet 47.01

ACCESS SERVICES

RECEIVED

AUG 15 1995

6. SWITCHED ACCESS SERVICE-(Continued)

6.4 Local Switching Features-(Continued)

6.4.1 Common Switching Features-(Continued)

MO. PUBLIC SERVICE COMM.

Provides the ability to add values to the existing information indicators (ii) that are available with the ANI feature. The customer will receive all new ii codes that are assigned by the North American Numbering Plan Administrator as they become available and are activated in the Telephone Company switches. Flex ANI is provided per end office and on a Carrier Identification Code (CIC) basis.

Z. Multifrequency Address Signaling

This feature, available with FGB, FGC, FGD, BSA-B, BSA-C, and BSA-D, provides for the transmission of number information and control signals, e.g., number address signals, automatic number identification, between the end office switching systems and the customer's premises (in either direction). Multifrequency signaling arrangements make use of pairs of frequencies out of a group of six frequencies. Specific information transmitted is dependent upon feature group and call type, i.e., POTS, coin or operator. This feature is not available in combination with SS7 signaling.

AA. Signaling System 7 (SS7) Signaling

This feature provides common channel out of band transmission of address and supervisory SS7 protocol signaling information between the end office switching system or the tandem office switching system and the customer's designated premises. The signaling information is transmitted over facilities provided with the Common Channel Signaling/Signaling System 7 Interconnection Service as specified in Section 20 following.

(CT)

This feature includes the transport in the originating direction of the Calling Party Number (CPN) Parameter where technically feasible and where the Telephone Company has made CPN privacy restriction available to the originating end user. The CPN Parameter provides for the automatic transmission of the ten digit directory number, associated with a calling station, to the customer's premises for calls originating in the LATA. The ten digit telephone number consists of the NPA plus the seven digit telephone number, which may or may not be the same number as the calling station's charge number. The CPN will be coded as presented, or restricted via a "privacy indicator" for delivery to the called end user.

CANCELLED

AUG 26 1999

By *RS #47.01*  
Public Service Commission  
MISSOURI

(CT)

The CPN Parameter must be transported without alteration or modification through the connecting carrier, the terminating telephone company, or an end user when the customer has a direct connection. Customers must honor and transmit the unaltered "privacy indicator" within the CPN Parameter.

FILED

Issued: AUG 15 1995

Effective: SEP 15 1995

By HORACE WILKINS, JR., President-Missouri  
Southwestern Bell Telephone  
St. Louis, Missouri

SEP 15 1995

MISSOURI  
Public Service Commission

No supplement to this tariff will be issued except for the purpose of canceling this tariff.

Access Services Tariff Section 6 1st Revised Sheet 47.01 Replacing Original Sheet 47.01

ACCESS SERVICES

RECEIVED

6. SWITCHED ACCESS SERVICE-(Continued)

MAR 07 1994

6.4 Local Switching Features-(Continued)

6.4.1 Common Switching Features-(Continued)

MISSOURI Public Service Commission

Provides the ability to add values to the existing information indicators (ii) that are available with the ANI feature. The customer will receive all new ii codes that are assigned by the North American Numbering Plan Administrator as they become available and are activated in the Telephone Company switches. Flex ANI is provided per end office carrier Identification Code (CIC) basis.

CANCELLED

(AT) Z. Multifrequency Address Signaling

SEP 15 1995

This feature, available with FGB, FGC, FGD, BSA-B, BSA-C, and BSA-D, provides for the transmission of number information and control information e.g., number address signals, automatic number identification between the end office switching systems and the customer's premises (in either direction). Multifrequency signaling arrangements make use of pairs of frequencies out of a group of six frequencies. Specific information transmitted is dependent upon feature group and call type, i.e., POTS, coin or operator. This feature is not available in combination with SS7 signaling.

BY                      # 47.01  
Public Service Commission  
MISSOURI

AA. Signaling System 7 (SS7) Signaling

This feature provides common channel out of band transmission of address and supervisory SS7 protocol signaling information between the end office switching system or the tandem office switching system and the customer's designated premises. The signaling information is transmitted over facilities provided with the Common Channel Signaling/Signaling System 7 Interconnection Service as specified in Section 20 following.

BB. Calling Party Number (CPN) Parameter

This feature provides for the automatic transmission of the ten digit directory number, associated with a calling station, to the customer's premises for calls originating in the LATA. The ten digit telephone number consists of the NPA plus the seven digit telephone number, which may or may not be the same number as the calling station's charge number. The ten digit telephone number will be codes as presented, or restricted via a "privacy indicator" for delivery to the called end user. This feature is provided with originating FGD or BSA-D with SS7 signaling.

CPN is available where technically feasible and where the Telephone Company has made optional blocking available to the originating end user.

(AT)

(MT)

APR 7 1994

No supplement to this tariff will be issued except for the purpose of canceling this tariff.

Access Services Tariff Section 6 1st Revised Sheet 47.01 Replacing Original Sheet 47.01

ACCESS SERVICES

RECEIVED

6. SWITCHED ACCESS SERVICE-(Continued)

MAR 07 1994

6.4 Local Switching Features-(Continued)

6.4.1 Common Switching Features-(Continued)

MISSOURI Public Service Commission

Provides the ability to add values to the existing information indicators (ii) that are available with the ANI feature. The customer will receive all new ii codes that are assigned by the North American Numbering Plan Administrator as they become available and are activated in the Telephone Company switches. Flex ANI is provided per end office carrier Identification Code (CIC) basis.

CANCELLED

(AT) Z. Multifrequency Address Signaling

SEP 15 1995

This feature, available with FGB, FGC, FGD, BSA-B, BSA-C, and BSA-D, provides for the transmission of number information and control information e.g., number address signals, automatic number identification between the end office switching systems and the customer's premises (in either direction). Multifrequency signaling arrangements make use of pairs of frequencies out of a group of six frequencies. Specific information transmitted is dependent upon feature group and call type, i.e., POTS, coin or operator. This feature is not available in combination with SS7 signaling.

BY                      # 47.01  
Public Service Commission  
MISSOURI

AA. Signaling System 7 (SS7) Signaling

This feature provides common channel out of band transmission of address and supervisory SS7 protocol signaling information between the end office switching system or the tandem office switching system and the customer's designated premises. The signaling information is transmitted over facilities provided with the Common Channel Signaling/Signaling System 7 Interconnection Service as specified in Section 20 following.

BB. Calling Party Number (CPN) Parameter

This feature provides for the automatic transmission of the ten digit directory number, associated with a calling station, to the customer's premises for calls originating in the LATA. The ten digit telephone number consists of the NPA plus the seven digit telephone number, which may or may not be the same number as the calling station's charge number. The ten digit telephone number will be codes as presented, or restricted via a "privacy indicator" for delivery to the called end user. This feature is provided with originating FGD or BSA-D with SS7 signaling.

CPN is available where technically feasible and where the Telephone Company has made optional blocking available to the originating end user.

(AT)

(MT)

APR 7 1994

No supplement to this tariff will be issued except for the purpose of canceling this tariff.

Access Services Tariff  
Section 6  
Original Sheet 47.01

ACCESS SERVICES

6. SWITCHED ACCESS SERVICE-(Continued)

**RECEIVED**

6.4 Local Switching Features-(Continued)

FEB 03 1994

6.4.1 Common Switching Features-(Continued)

MISSOURI  
Public Service Commission

(AT)

Provides the ability to add values to the existing information indicators (ii) that are available with the ANI feature. The customer will receive all new ii codes that are assigned by the North American Numbering Plan Administrator as they become available and are activated in the Telephone Company switches. Flex ANI is provided per end office and on a Carrier Identification Code (CIC) basis.

(AT)

(MT)

6.4.2 Transport Termination Features - Trunk Side Terminations

A. Dial Pulse Station Signaling

This feature provides for the transmission of called party address signaling from rotary dial stations to the IC terminal location for

(MT)

CANCELLED

APR 7 1994

BY 1st R.S. # 47.01  
Public Service Commission  
MISSOURI

**FILED**

MAR 14 1994

MISSOURI  
Public Service Commission

Issued: FEB 04 1994

Effective: ~~MAR 07 1994~~ MAR 14 1994

By M. H. SCHULTEIS, Division Manager-Regulatory & Industry Relations  
Southwestern Bell Telephone Company  
St. Louis, Missouri

No supplement to this tariff will be issued except for the purpose of canceling this tariff.

Access Services Tariff  
Section 6  
5th Revised Sheet 47.02  
Replacing 4th Revised Sheet 47.02

ACCESS SERVICES

Missouri Public  
Service Commission

6. SWITCHED ACCESS SERVICE-(Continued)

REC'D JUL 27 1999

6.4 Local Switching Features-(Continued)

6.4.1 Common Switching Features-(Continued)

(FC) DD. Carrier Selection Parameter (CSP)

This feature provides for the automatic transmission of a signaling indicator which signifies to the customer whether or not the call being processed originated from a presubscribed line. If the line was presubscribed, the indicator will signify if the end user did or did not dial or 101XXXX. This feature is provided with originating FGD or BSA-D with SS7 signaling.

(FC) EE. MicroLink I Access Capability

Is available with FGD and BSA-D in suitably equipped end offices or access tandem switches. It provides the capability to originate and terminate digital data at speeds up to 56 kbps. MicroLink I Access Capability establishes the connection between the Telephone Company's MicroLink I switched digital data service and the customer's digital network. Segregated or common FGD or BSA-D trunk groups will be provided, as requested by the customer, between the customer designated premises and suitably equipped end offices or access tandems. Segregated trunk groups will be used to transmit digital data traffic only. Common FGD and BSA-D trunk groups will be used to transmit digital data traffic as well as voice traffic.

(FC) FF. 64 Clear Channel Capability (64 CCC)

Available with FGD and BSA-D that has SS7 Signaling in suitably equipped end offices or access tandem switches.

Provides the customer with an increase in usable bandwidth from 56 Kbps to 64 Kbps per trunk data stream across the network. Clear Channel Capability is provided only on a 1.544 Mbps facility and requires the customer signal at the channel interface to conform to Bipolar with Eight Zero Substitution (B8ZS) line code format as described in Transport Systems Generic Requirements (TSGR): Common Requirements; TR-TSY-000499. This feature is provided with SS7 Signaling and is available where technically feasible and facilities permit. These locations are specified in the National Exchange Carrier Association, Inc., Tariff F.C.C. No. 4, Wire Center and Interconnection Information.

Missouri Public  
Service Commission

FILED JUL 27 1999

Issued: JULY 27, 1999

Effective: AUGUST 26, 1999

By JAN NEWTON, President-Missouri  
Southwestern Bell Telephone Company  
St. Louis, Missouri

No supplement to this tariff will be issued except for the purpose of canceling this tariff.

Access Services Tariff  
Section 6  
4th Revised Sheet 47.02  
Replacing 3rd Revised Sheet 47.02

ACCESS SERVICES

6. SWITCHED ACCESS SERVICE-(Continued)

6.4 Local Switching Features-(Continued)

6.4.1 Common Switching Features-(Continued)

CC. Carrier Selection Parameter (CSP)

This feature provides for the automatic transmission of a signaling indicator which signifies to the customer whether or not the call being processed originated from a presubscribed line. If the line was presubscribed, the indicator will signify if the end user did or did not dial or 101XXXX. This feature is provided with originating FGD or BSA-D with SS7 signaling.

(CT)

DD. MicroLink I Access Capability

Is available with FGD and BSA-D in suitably equipped end offices or access tandem switches. It provides the capability to originate and terminate digital data at speeds up to 56 kbps. MicroLink I Access Capability establishes the connection between the Telephone Company's MicroLink I switched digital data service and the customer's digital network. Segregated or common FGD or BSA-D trunk groups will be provided, as requested by the customer, between the customer designated premises and suitably equipped end offices or access tandems. Segregated trunk groups will be used to transmit digital data traffic only. Common FGD and BSA-D trunk groups will be used to transmit digital data traffic as well as voice traffic.

EE. 64 Clear Channel Capability (64 CCC)

Available with FGD and BSA-D that has SS7 Signaling in suitably equipped end offices or access tandem switches.

Provides the customer with an increase in usable bandwidth from 56 Kbps to 64 Kbps per trunk data stream across the network. Clear Channel Capability is provided only on a 1.544 Mbps facility and requires the customer signal at the channel interface to conform to Bipolar with Eight Zero Substitution (B8ZS) line code format as described in Transport Systems Generic Requirements (TSGR): Common Requirements; TR-TSY-000499. This feature is provided with SS7 Signaling and is available where technically feasible and facilities permit.

These locations are specified in the National Exchange Carrier Association, Inc., Tariff

ICC No. 4, Wire Center and Interconnection Information.

**CANCELLED**

AUG 26 1999

By *SRS 47.02*  
Public Service Commission  
MISSOURI

Issued: SEP 21 1998

Effective:

OCT 21 1998

**FILED**

OCT 21 1998

By PRISCILLA HILL-ARDOIN, President-Missouri  
Southwestern Bell Telephone Company  
St. Louis, Missouri

MISSOURI  
Public Service Commission

RECEIVED

SEP 21 1998

MO. PUBLIC SERVICE COMM

No supplement to this tariff will be issued except for the purpose of canceling this tariff.

Access Services Tariff  
Section 6  
3rd Revised Sheet 47.02  
Replacing 2nd Revised Sheet 47.02

ACCESS SERVICES

RECEIVED

AUG 15 1995

- 6. SWITCHED ACCESS SERVICE-(Continued)
- 6.4 Local Switching Features-(Continued)
- 6.4.1 Common Switching Features-(Continued)
- CC. Carrier Selection Parameter (CSP)

MO. PUBLIC SERVICE COMM.

(AT)

This feature provides for the automatic transmission of a signaling indicator which signifies to the customer whether or not the call being processed originated from a presubscribed line. If the line was presubscribed, the indicator will signify if the end user did or did not dial 10XXX or 101XXXX. This feature is provided with originating FGD or BSA-D with SS7 signaling.

DD. MicroLink I Access Capability

Is available with FGD and BSA-D in suitably equipped end offices or access tandem switches. It provides the capability to originate and terminate digital data at speeds up to 56 kbps. MicroLink I Access Capability establishes the connection between the Telephone Company's MicroLink I switched digital data service and the customer's digital network. Segregated or common FGD or BSA-D trunk groups will be provided, as requested by the customer, between the customer designated premises and suitably equipped end offices or access tandems. Segregated trunk groups will be used to transmit digital data traffic only. Common FGD and BSA-D trunk groups will be used to transmit digital data traffic as well as voice traffic.

EE. 64 Clear Channel Capability (64 CCC)

Available with FGD and BSA-D that has SS7 Signaling in suitably equipped end offices or access tandem switches.

Provides the customer with an increase in usable bandwidth from 56 Kbps to 64 Kbps per trunk data stream across the network. Clear Channel Capability is provided only on a 1.544 Mbps facility and requires the customer signal at the channel interface to conform to Bipolar with Eight Zero Substitution (B8ZS) line code format as described in Transport Systems Generic Requirements (TSGR): Common Requirements; TR-TSY-000499. This feature is provided with SS7 Signaling and is available where technically feasible and facilities permit. These locations are specified in the National Exchange Carrier Association, Inc., Tariff F.C.C. No. 4, Wire Center and Interconnection Information.

CANCELLED

FILED

SEP 15 1995

MISSOURI  
Public Service Commission

Issued:

AUG 15 1995

OCT 21 1998  
By *442RS#47.02*  
Public Service Commission  
MISSOURI

Effective:

SEP 15 1995

By HORACE WILKINS, JR., President-Missouri  
Southwestern Bell Telephone  
St. Louis, Missouri

No supplement to this tariff will be issued except for the purpose of canceling this tariff.

Access Services Tariff Section 6 2nd Revised Sheet 47.02 Replacing 1st Revised Sheet 47.02

ACCESS SERVICES

RECEIVED

6. SWITCHED ACCESS SERVICE-(Continued)

OCT 17 1994

6.4 Local Switching Features-(Continued)

6.4.1 Common Switching Features-(Continued)

MO. PUBLIC SERVICE COMM.

CC. Carrier Selection Parameter (CSP)

This feature provides for the automatic transmission of a signaling indicator which signifies to the customer whether or not the call being processed originated from a presubscribed line. If the line was presubscribed, the indicator will signify if the end user did or did not dial 10XXX. This feature is provided with originating FGD or BSA-D with SS7 signaling.

DD. MicroLink I Access Capability

Is available with FGD and BSA-D in suitably equipped end offices or access tandem switches. It provides the capability to originate and terminate digital data at speeds up to 56 kbps. MicroLink I Access Capability establishes the connection between the Telephone Company's MicroLink I switched digital data service and the customer's digital network. Segregated or common FGD or BSA-D trunk groups will be provided, as requested by the customer, between the customer designated premises and suitably equipped end offices or access tandems. Segregated trunk groups will be used to transmit digital data traffic only. Common FGD and BSA-D trunk groups will be used to transmit digital data traffic as well as voice traffic.

CANCELLED

(AT) EE. 64 Clear Channel Capability (64 CCC)

Available with FGD and BSA-D that has SS7 Signaling in suitably equipped end offices or access tandem switches.

Provides the customer with an increase in usable bandwidth to 64 Kbps per trunk data stream across the network. Clear Channel Capability is provided only on a 1.544 Mbps facility and requires the customer signal at the channel interface to conform to Bipolar with Eight Zero Substitution (B8ZS) line code format as described in Transport Systems Generic Requirements (TSGR): Common Requirements; TR-TSY-000499. This feature is provided with SS7 Signaling and is available where technically feasible and facilities permit. These locations are specified in the National Exchange Carrier Association, Inc., F.C.C. No. 4, Wire Center and Interconnection Information.

SEP 15 1995 BY 3rd N.S. 47.02 MISSOURI Public Service Commission

FILED

(AT)

(MT)

(MT)

NOV 24 1994

MISSOURI Public Service Commission

Issued: OCT 17 1994

Effective NOV 17 1994

By Horace Wilkins, Jr., President-Missouri Southwestern Bell Telephone St. Louis, Missouri

NOV 24 1994



No supplement to this tariff will be issued except for the purpose of canceling this tariff.

Access Services Tariff  
Section 6  
1st Revised Sheet 47.02  
Replacing Original Sheet 47.02

ACCESS SERVICES

RECEIVED

6. SWITCHED ACCESS SERVICE--(Continued)

MAY 24 1994

6.4 Local Switching Features--(Continued)

6.4.1 Common Switching Features--(Continued)

MISSOURI  
Public Service Commission

CC. Carrier Selection Parameter (CSP)

This feature provides for the automatic transmission of a signaling indicator which signifies to the customer whether or not the call being processed originated from a presubscribed line. If the line was presubscribed, the indicator will signify if the end user did or did not dial 10XXX. This feature is provided with originating FGD or BSA-D with SS7 signaling.

(AT) DD. MicroLink I Access Capability

Is available with FGD and BSA-D in suitably equipped end offices or access tandem switches. It provides the capability to originate and terminate digital data at speeds up to 56 kbps. MicroLink I Access Capability establishes the connection between the Telephone Company's MicroLink I switched digital data service and the customer's digital network. Segregated or common FGD or BSA-D trunk groups will be provided, as requested by the customer, between the customer designated premises and suitably equipped end offices or access tandems. Segregated trunk groups will be used to transmit digital data traffic only. Common FGD and BSA-D trunk groups will be used to transmit digital data traffic as well as voice traffic.

(AT)

6.4.2 Transport Termination Features - Trunk Side Terminations

A. Dial Pulse Station Signaling

This feature provides for the transmission of called party address signaling from rotary dial stations to the IC terminal location for

CANCELLED

NOV 24 1994  
BY 2nd P.S. # 4702  
Public Service Commission  
MISSOURI

FILED

JUL - 2 1994

MISSOURI  
Public Service Commission

Issued: MAY 24 1994

Effective: ~~JUN 04 1994~~ JUL 02 1994

By M. H. SCHULTEIS, Division Manager-Regulatory & Industry Relations  
Southwestern Bell Telephone Company  
St. Louis, Missouri

No supplement to this tariff will be issued except for the purpose of canceling this tariff.

Access Services Tariff  
Section 6  
Original Sheet 47.02

ACCESS SERVICES

RECEIVED

6. SWITCHED ACCESS SERVICE-(Continued)

MAR 07 1994

6.4 Local Switching Features-(Continued)

MISSOURI  
Public Service Commission

6.4.1 Common Switching Features-(Continued)

(AT) CC. Carrier Selection Parameter (CSP)

This feature provides for the automatic transmission of a signaling indicator which signifies to the customer whether or not the call being processed originated from a presubscribed line. If the line was presubscribed, the indicator will signify if the end user did or did not dial 10XXX. This feature is provided with originating FGD or BSA-D with SS7 signaling.

(AT)

(MT) 6.4.2 Transport Termination Features - Trunk Side Terminations

A. Dial Pulse Station Signaling

This feature provides for the transmission of called party address signaling from rotary dial stations to the IC terminal location for

(MT)

CANCELLED

JUL 2 1994  
BY 1st R.S. #47.02  
Public Service Commission  
MISSOURI

FILED

APR 7 1994

Issued: MAR 07 1994

Effective: APR 07 1994 MISSOURI

By M. H. SCHULTEIS, Division Manager-Regulatory & Industry Relations  
Southwestern Bell Telephone Company  
St. Louis, Missouri

No Supplement to this tariff will be issued except for the purpose of canceling this tariff.

Access Services Tariff  
Section 6  
2<sup>nd</sup> Revised Sheet 47.02.01  
Replacing 1<sup>st</sup> Revised Sheet 47.02.01

ACCESS SERVICES

6. SWITCHED ACCESS SERVICE-(Continued)

6.4 Local Switching Features-(Continued)

6.4.1 Common Switching Features-(Continued)

(FC) GG. Multiple 64 Clear Channel Capability (64 CCC)

Available with direct routed FGD and BSA-D that has SS7 Signaling and 64 CCC in suitably equipped end offices.

Provides the ability, where technically feasible and facilities permit, to set up circuit switched digital connections from 64 Kbps to 1536 Kbps, synchronous, in 64 Kbps increments of bandwidth on a dialable real-time basis and supports unrestricted digital information (UDI) bearer capabilities. Each 64 Kbps of bandwidth is provided over a FGD or BSA-D trunk. This feature will be provided in accordance with the specifications described in Generic Requirements for the Switched DS1/Switched Fractional DS1 Service Capability from an ISDN Interface (SWF-DS1/ISDN), TR-NWT-001203; and Common Channel Signaling (CCS) Network Interface Specification Supporting Switched DS1/Switched Fractional DS1 Service Capability (SWF-DS1), TR-NWT-001357.

(FC) HH. Alternate Billing Indicator

Available with terminating FGA and terminating BSA-A in electronic end offices where technically feasible.

This feature provides the capability for the switch translations of the dial tone office of the FGA or BSA-A service to pass the ANI information indicator 07 on all terminating calls.

6.4.2 Transport Termination Features - Trunk Side Terminations

A. Dial Pulse Station Signaling

This feature provides for the transmission of called party address signaling from rotary dial stations to the IC terminal location for

---

Issued: **JULY 27, 199**

Effective: **AUGUST 26, 1999**

By JAN NEWTON, President-Missouri  
Southwestern Bell Telephone  
St. Louis, Missouri

No supplement to this tariff will be issued except for the purpose of canceling this tariff.

Access Services Tariff Section 6  
1st Revised Sheet 47.0201  
Replacing Original Sheet 47.0201

ACCESS SERVICES

6. SWITCHED ACCESS SERVICE-(Continued)

RECEIVED

6.4 Local Switching Features-(Continued)

NOV 3 1994

6.4.1 Common Switching Features-(Continued)

FF. Multiple 64 Clear Channel Capability (64 CCC)

MO. PUBLIC SERVICE COMM.

Available with direct routed FGD and BSA-D that has SS7 Signaling and 64 CCC in suitably equipped end offices.

Provides the ability, where technically feasible and facilities permit, to set up circuit switched digital connections from 64 Kbps to 1536 Kbps, synchronous, in 64 Kbps increments of bandwidth on a dialable real-time basis and supports unrestricted digital information (UDI) bearer capabilities. Each 64 Kbps of bandwidth is provided over a FGD or BSA-D trunk. This feature will be provided in accordance with the specifications described in Generic Requirements for the Switched DS1/Switched Fractional DS1 Service Capability from an ISDN Interface (SWF-DS1/ISDN), TR-NWT-001203; and Common Channel Signaling (CCS) Network Interface Specification Supporting Switched DS1/Switched Fractional DS1 Service Capability (SWF-DS1), TR-NWT-001357.

(AT) GG. Alternate Billing Indicator

Available with terminating FGA and terminating BSA-A in electronic end offices where technically feasible.

This feature provides the capability for the switch translations of the dial tone office of the FGA or BSA-A service to pass the ANI information indicator 07 on all terminating calls.

(AT)

6.4.2 Transport Termination Features - Trunk Side Terminations

A. Dial Pulse Station Signaling

This feature provides for the transmission of called party address signaling from rotary dial stations to the IC terminal location for

CANCELLED

AUG 26 1999

By 2 RS #47.02.01  
Public Service Commission  
MISSOURI

FILED

Issued:

NOV 04 1994

Effective:

DEC 04 1994

DEC - 4 1994

By HORACE WILKINS, JR., President-Missouri  
Southwestern Bell Telephone  
St. Louis, Missouri

MISSOURI  
Public Service Commission

No supplement to this tariff will be issued except for the purpose of canceling this tariff.

Access Services Tariff  
Section 6  
Original Sheet 47.0201

ACCESS SERVICES

RECEIVED

6. SWITCHED ACCESS SERVICE-(Continued)

OCT 17 1994

6.4 Local Switching Features-(Continued)

6.4.1 Common Switching Features-(Continued)

MO. PUBLIC SERVICE COMM.

FF. Multiple 64 Clear Channel Capability (64 CCC)

Available with direct routed FGD and BSA-D that has SS7 Signaling and 64 CCC in suitably equipped end offices.

Provides the ability, where technically feasible and facilities permit, to set up circuit switched digital connections from 64 Kbps to 1536 Kbps, synchronous, in 64 Kbps increments of bandwidth on a dialable real-time basis and supports unrestricted digital information (UDI) bearer capabilities. Each 64 Kbps of bandwidth is provided over a FGD or BSA-D trunk. This feature will be provided in accordance with the specifications described in Generic Requirements for the Switched DS1/Switched Fractional DS1 Service Capability from an ISDN Interface (SWF-DS1/ISDN), TR-NWT-001203; and Common Channel Signaling (CCS) Network Interface Specification Supporting Switched DS1/Switched Fractional DS1 Service Capability (SWF-DS1), TR-NWT-001357.

(MT) 6.4.2 Transport Termination Features - Trunk Side Terminations

A. Dial Pulse Station Signaling

(MT)

This feature provides for the transmission of called party address signaling from rotary dial stations to the IC terminal location for

CANCELLED

DEC 4 1994  
BY *let R.S. #47.0201*  
Public Service Commission  
MISSOURI

FILED

NOV 24 1994

Issued: OCT 17 1994

Effective: ~~NOV 24 1994~~ MISSOURI  
Public Service Commission

By Horace Wilkins, Jr., President-Missouri  
Southwestern Bell Telephone  
St. Louis, Missouri

NOV 24 1994

No Supplement to this tariff will be issued except for the purpose of canceling this tariff.

Access Services Tariff  
Section 6  
5th Revised Sheet 48  
Replacing 4th Revised Sheet 48

## ACCESS SERVICES

## 6. SWITCHED ACCESS SERVICE-(Continued)

## 6.4 Local Switching Features-(Continued)

## 6.4.2 Transport Termination Features-Trunk Side Terminations-(Continued)

## A. Dial Pulse Station Signaling-(Continued)

originating calls. This feature is provided in the form of a specific type of Transport Termination. It is available with FGB and BSA-B only on a directly trunked basis.

## B. Operator Trunk - Coin, Non-Coin or Combined Coin and Non-Coin

This feature is a trunk type termination which may be ordered to provide coin, non-coin, or combined coin and non-coin operation. It is available only with FGC and BSA-C and is provided in suitably equipped end offices.

This arrangement is normally ordered in conjunction with the ANI feature, since the preponderance of trunk groups equipped with this arrangement will be terminated in the customer's TSPS systems, rather than in the customer's manual cord boards.

## Coin:

- (AT) This arrangement provides for initial coin return control and routing of 0+, 0-, 1+ or 011+ prefixed originating coin calls requiring operator assistance to the IC's terminal location. Because operator assisted coin
- (AT) and non-coin calling traffic is routed over a trunk group dedicated to operator assisted calls, this arrangement is only provided in association with the Service Class Routing option.

## Non-Coin:

This arrangement provides for the routing of 0+, 0- or 1+ prefixed originating non-coin calls requiring operator assistance to the IC's terminal location. Because operator assisted non-coin calling traffic is routed over a trunk group dedicated to operator assisted calls, this arrangement is only provided in association with the Service Class Routing feature.

## Combined Coin and Non-Coin:

This arrangement provides for initial coin return control and routing of 0+, 0- or 1+ prefixed originating operator assisted coin and non-coin calls requiring operator assistance to the IC's terminal location. Because operator assisted coin and non-coin calling traffic is routed over a trunk group dedicated to operator assisted calls, this arrangement is only provided in association with the Service Class Routing feature.

---

Issued: June 24, 1994

Effective: August 17, 1994

By M. H. SCHULTEIS, Executive Director-External Affairs

Southwestern Bell Telephone  
St. Louis, Missouri

No supplement to this tariff will be issued except for the purpose of canceling this tariff.

Access Services Tariff Section 6

4th Revised Sheet 48

Replacing 3rd Revised Sheet 48

ACCESS SERVICES

RECEIVED

MAR 29 1993

6. SWITCHED ACCESS SERVICE--(Continued)

MISSOURI Public Service Commission

(FC)(CT) 6.4 Local Switching Features--(Continued)

(FC)(AT) 6.4.2 Transport Termination Features--Trunk Side Terminations--(Continued)

A. Dial Pulse Station Signaling--(Continued)

(AT) originating calls. This feature is provided in the form of a specific type of Transport Termination. It is available with FGB and BSA-B only on a directly trunked basis.

B. Operator Trunk - Coin, Non-Coin or Combined Coin and Non-Coin

(AT) This feature is a trunk type termination which may be ordered to provide coin, non-coin, or combined coin and non-coin operation. It is available only with FGC and BSA-C and is provided in suitably equipped end offices.

This arrangement is normally ordered in conjunction with the ANI feature, since the preponderance of trunk groups equipped with this arrangement will be terminated in the customer's TSPS systems, rather than in the customer's manual cord boards.

Coin:

This arrangement provides for initial coin return control and routing of 0+, 0- or 1+ prefixed originating coin calls requiring operator assistance to the IC's terminal location. Because operator assisted coin calling traffic is routed over a trunk group dedicated to operator assisted calls, this arrangement is only provided in association with the Service Class Routing option.

Non-Coin:

This arrangement provides for the routing of 0+, 0- or 1+ prefixed originating non-coin calls requiring operator assistance to the IC's terminal location. Because operator assisted non-coin calling traffic is routed over a trunk group dedicated to operator assisted calls, this arrangement is only provided in association with the Service Class Routing feature.

Combined Coin and Non-Coin:

This arrangement provides for initial coin return control and routing of 0+, 0- or 1+ prefixed originating operator assisted coin and non-coin calls requiring operator assistance to the IC's terminal location. Because operator assisted coin and non-coin calling traffic is routed over a trunk group dedicated to operator assisted calls, this arrangement is only provided in association with the Service Class Routing feature.

Issued: MAR 29 1993

Effective:

APR 11 1993

By R. D. BARRON, President-Missouri Division Southwestern Bell Telephone Company St. Louis, Missouri

APR 11 1993

92 - 304

MO. PUBLIC SERVICE COMM

CANCELLED

AUG 17 1994

Public Service Commission MISSOURI BY 5-R.S.# 40

No supplement to this tariff will be issued except for the purpose of canceling this tariff.

Access Services Tariff  
Section 6  
3rd Revised Sheet 48  
Replacing 2nd Revised Sheet 48

ACCESS SERVICES

RECEIVED

6. SWITCHED ACCESS SERVICE-(Continued)

SEP 6 1991

6.3 Common Switching and Transport Termination Features-(Continued)

MISSOURI  
Public Service Commission

(MT) 6.3.2 Transport Termination Features-(Continued)

B. Operator Trunk - Coin, Non-Coin or Combined Coin and Non-Coin

This feature is a trunk type termination which may be ordered to provide coin, non-coin, or combined coin and non-coin operation. It is available only with FGC and is provided in suitably equipped end offices.

(MT)

This arrangement is normally ordered in conjunction with the ANI feature, since the preponderance of trunk groups equipped with this arrangement will be terminated in the customer's TSPS systems, rather than in the customer's manual cord boards.

Coin:

This arrangement provides for initial coin return control and routing of 0+, 0- or 1+ prefixed originating coin calls requiring operator assistance to the IC's terminal location. Because operator assisted coin calling traffic is routed over a trunk group dedicated to operator assisted calls, this arrangement is only provided in association with the Service Class Routing option.

Non-Coin:

This arrangement provides for the routing of 0+, 0- or 1+ prefixed originating non-coin calls requiring operator assistance to the IC's terminal location. Because operator assisted non-coin calling traffic is routed over a trunk group dedicated to operator assisted calls, this arrangement is only provided in association with the Service Class Routing feature.

Combined Coin and Non-Coin:

This arrangement provides for initial coin return control and routing of 0+, 0- or 1+ prefixed originating operator assisted coin and non-coin calls requiring operator assistance to the IC's terminal location. Because operator assisted coin and non-coin calling traffic is routed over a trunk group dedicated to operator assisted calls, this arrangement is only provided in association with the Service Class Routing feature.

CANCELLED

APR 11 1993  
BY H.R.S. #48

Public Service Commission  
MISSOURI

Issued: SEP 09 1991

Effective: OCT 19 1991

~~OCT 09 1991~~

FILED

By R. D. BARRON, President-Missouri Division  
Southwestern Bell Telephone Company  
St. Louis, Missouri

OCT 19 1991

MO. PUBLIC SERVICE COMM.



No supplement to this tariff will be issued except for the purpose of canceling this tariff.

ACCESS SERVICES

RECEIVED

6. SWITCHED ACCESS SERVICE-(Continued)

AUG 9 1991

(RT) 6.3 Common Switching and Transport Termination Features-(Continued)

MISSOURI

(RT) 6.3.2 Transport Termination Features-(Continued)

Public Service Commission

(MT) B. Operator Trunk - Coin, Non-Coin or Combined Coin and Non-Coin-(Continued)

(RT) This arrangement is normally ordered in conjunction with the ANI feature, since the preponderance of trunk groups equipped with this arrangement will be terminated in the customer's TSPS systems, rather than in the customer's manual cord boards.

Coin:

This arrangement provides for initial coin return control and routing of 0+, 0- or 1+ prefixed originating coin calls requiring operator assistance to the IC's terminal location. Because operator assisted coin calling traffic is routed over a trunk group dedicated to operator assisted calls, this arrangement is only provided in association with the Service Class Routing option.

CANCELLED

OCT 10 1991  
BY 3 M R.S. # 48

Non-Coin:

This arrangement provides for the routing of 0+, 0- or 1+ prefixed originating non-coin calls requiring operator assistance to the IC's terminal location. Because operator assisted non-coin calling traffic is routed over a trunk group dedicated to operator assisted calls, this arrangement is only provided in association with the Service Class Routing feature.

Public Service Commission

Combined Coin and Non-Coin:

This arrangement provides for initial coin return control and routing of 0+, 0- or 1+ prefixed originating operator assisted coin and non-coin calls requiring operator assistance to the IC's terminal location. Because operator assisted coin and non-coin calling traffic is routed over a trunk group dedicated to operator assisted calls, this arrangement is only provided in association with the Service Class Routing feature.

MISSOURI

Issued: AUG 09 1991

Effective: SEP 09 1991

By R. D. BARRON, President-Missouri Division  
Southwestern Bell Telephone Company  
St. Louis, Missouri

SEP 30 1991

FILED

SEP 30 1991

Public Service Commission

No supplement to this tariff will be issued except for the purpose of canceling this tariff.

Access Services Tariff  
Section 6  
1st Revised Sheet 48  
Replacing Original Sheet 48

(CP)ACCESS SERVICES

6. SWITCHED ACCESS SERVICE-(Continued)

6.3 Common Switching and Transport Termination Optional Features-(Continued)

6.3.2 Transport Termination Optional Features-(Continued)


B. Operator Trunk - Coin, Non-Coin or Combined Coin and Non-Coin

Non-Coin:

This arrangement provides for the routing of 0+, 0- or 1+ prefixed originating non-coin calls requiring operator assistance to the IC's terminal location. Because operator assisted non-coin calling traffic is routed over a trunk group dedicated to operator assisted calls, this arrangement is only provided in association with the Service Class Routing option.

Combined Coin and Non-Coin:


This arrangement provides for initial coin return control and routing of 0+, 0- or 1+ prefixed originating operator assisted coin and non-coin calls requiring operator assistance to the IC's terminal location. Because operator assisted coin and non-coin calling traffic is routed over a trunk group dedicated to operator assisted calls, this arrangement is only provided in association with the Service Class Routing option.



CANCELLED

SEP 30 1991  
BY 2<sup>nd</sup> R.S. # 48

Public Service Commission  
MISSOURI



Issued: JUN 27 1986

Effective: JUL 1 1986

By R. D. BARRON, President-Missouri Division  
Southwestern Bell Telephone Company  
St. Louis, Missouri

No supplement to this tariff will be issued except for the purpose of canceling this tariff.

Access Services Tariff  
Section 6

Original Sheet 48  
**RECEIVED**  
DEC 29 1983  
MISSOURI  
Public Service Commission

ACCESS SERVICES

6. SWITCHED ACCESS SERVICE-(Continued)

6.3 Common Switching and Transport Termination Nonchargeable Optional Features-(Continued)

6.3.2 Transport Termination Optional Features-(Continued)

C. Operator Trunk - Full Feature

This option provides the initial coin return control function to the IC's operator. It is available with Feature Group D and is provided as a trunk type for Transport Termination.

**CANCELLED**

JUL 1 1986  
BY L.R.S.#48  
PUBLIC SERVICE COMMISSION  
OF MISSOURI

**FILED**  
JAN -1 1984  
**83 - 253**  
Public Service Commission

Issued: DEC 29 1983

Effective: JAN 0 1 1984

By R. D. BARRON, Vice President-Missouri  
Southwestern Bell Telephone Company  
St. Louis, Missouri

No Supplement to this tariff will be issued except for the purpose of canceling this tariff.

Access Services Tariff  
Section 6  
5th Revised Sheet 49  
Replacing 4th Revised Sheet 49

ACCESS SERVICES

6. SWITCHED ACCESS SERVICE-(Continued)

6.4 Local Switching Features-(Continued)

6.4.2 Transport Termination Features - Trunk Side Terminations-(Continued)

C. Operator Trunk - Full Feature

(AT) This feature is a trunk type termination which provides the initial coin  
(AT) return control function to the FGD or BSA-D customer's operator. This  
feature is not available with SS7 Signaling.

---

Issued: March 7, 1994

Effective: April 7, 1994

By M. H. SCHULTEIS, Division Manager-Regulatory & Industry Relations  
Southwestern Bell Telephone Company  
St. Louis, Missouri

No supplement to this tariff will be issued except for the purpose of canceling this tariff.

Access Services Tariff  
Section 6  
4th Revised Sheet 49  
Replacing 3rd Revised Sheet 49

ACCESS SERVICES

RECEIVED

MAR 29 1993

MISSOURI

Public Service Commission

6. SWITCHED ACCESS SERVICE-(Continued)

(FC)(CT) 6.4 Local Switching Features-(Continued)

(FC)(AT) 6.4.2 Transport Termination Features - Trunk Side Terminations-(Continued)

C. Operator Trunk - Full Feature

(AT) This feature is a trunk type termination which provides the initial coin return control function to the FGD or BSA-D customer's operator.

CANCELLED

APR 7 1994  
BY 5th R.S. #49  
Public Service Commission  
MISSOURI

FILED

APR 11 1993  
92 - 304  
MO. PUBLIC SERVICE COMM.

Issued:

MAR 26 1993

Effective:

APR 11 1993

By R. D. BARRON, President-Missouri Division  
Southwestern Bell Telephone Company  
St. Louis, Missouri

No supplement to this tariff will be issued except for the purpose of canceling this tariff.

Access Services Tariff  
Section 6  
3rd Revised Sheet 49  
Replacing 2nd Revised Sheet 49

ACCESS SERVICES

6. SWITCHED ACCESS SERVICE-(Continued)

RECEIVED

(RT) 6.3 Common Switching and Transport Termination Features-(Continued) AUG 9 1991

(RT) 6.3.2 Transport Termination Features-(Continued)

MISSOURI  
Public Service Commission

C. Operator Trunk - Full Feature

(CT) This feature is a trunk type termination which provides the initial coin return control function to the FGD customer's operator.

**CANCELLED**  
APR 11 1993  
BY 4th R.S. # 49  
Public Service Commission  
MISSOURI

Issued: AUG 0 9 1991

Effective: ~~SEP 0 9 1991~~  
SEP 3 0 1991

FILED

By R. D. BARRON, President-Missouri Division  
Southwestern Bell Telephone Company  
St. Louis, Missouri

SEP 30 1991

Public Service Commission

No supplement to this tariff will be issued except for the purpose of canceling this tariff.

Access Services Tariff  
Section 6  
2nd Revised Sheet 49  
Replacing 1st Revised Sheet 49

ACCESS SERVICES

6. SWITCHED ACCESS SERVICE--(Continued)

RECEIVED

6.3 Common Switching and Transport Termination Optional Features--(Continued)

FEB 17 1989

6.3.2 Transport Termination Optional Features--(Continued)

MISSOURI  
Public Service Commission

C. Operator Trunk - Full Feature

This option is a trunk type termination which provides the initial coin return control function to the FGD customer's operator. This arrangement provides for initial coin return control and routing of 0+, 0-, 00-, 01+ or 011+ prefixed originating operator assisted coin and non-coin calls requiring operator assistance to the customer's premises. It is available only with FGD and is provided in suitably equipped end offices. This arrangement must be ordered in conjunction with the ANI optional feature. Because operator assisted coin and non-coin calling traffic is routed over dedicated trunk groups for operator assisted calls, this arrangement is only provided in association with the Service Class Routing option.

(AT)

(AT)

CANCELLED

SEP 30 1991

BY 3<sup>rd</sup> R.S. #49

Public Service Commission  
MISSOURI

FILED

MAR 30 1989

Public Service Commission

Issued: FEB 27 1989

Effective: MAR 30 1989

By R. D. BARRON, President-Missouri Division  
Southwestern Bell Telephone Company  
St. Louis, Missouri





No supplement to this tariff will be issued except for the purpose of canceling this tariff.

Access Services Tariff  
Section 6  
Original Sheet 49

ACCESS SERVICES

RECEIVED

DEC 29 1983

6. SWITCHED ACCESS SERVICE-(Continued)

6.4 Transmission Performance Capabilities

Each Switched Access Service transmission path is provided with standard transmission performance. There are three different standard performances (Types A, B and C). The standard for a particular transmission path is dependent on the Interface Group and whether the service is directly routed or via an access tandem. The available transmission performances are set forth in Paragraph 6.4.1, following. Data Transmission Parameters are also provided with each Switched Access Service transmission path. The Telephone Company will, upon receipt of a trouble report from the IC, conduct tests, either independently or cooperatively with the IC as appropriate, and take any necessary action to insure that the parameters set forth in Paragraph 6.4.2, A or Paragraph 6.4.2, B, following, are met. The testing will be charged for at the rates set forth in Paragraph 13.3.5, C.1.e, following, for Nonscheduled Testing.

The Telephone Company will maintain existing transmission performance on service configurations installed prior to January 1, 1984. All service configurations installed after January 1, 1984, will conform to the transmission performance standards contained in this tariff, except as follows. Where local facility conditions cannot support the transmission performance standards contained in this tariff, transmission standards that can be supported will be uniformly applied to all IC's.

6.4.1 Standard Transmission Performance

Following are descriptions of the three Standard Transmission Performances available with Switched Access Service. Their specific applications in terms of the Feature Groups and Interface Groups with which they are provided are set forth in Paragraphs 6.2.1, C., 6.2.2, C., 6.2.3, C. and 6.2.4, C., preceding.

A. Transmission Performance Type A

Transmission Performance Type A is provided with the following parameters:

1. Loss Deviation

The maximum Loss Deviation of the 1004 Hz <sup>1986</sup> relative to the expected Measured Loss (EML) is  $\pm 2.0$  dB.

2. Attenuation Distortion

The maximum Attenuation Distortion in the 404 to 2804 Hz frequency band relative to the loss at 1004 Hz is - 1.0 dB to + 3.0 dB.

CANCELLED

FILED

BY 122 RS # 49  
PUBLIC SERVICE COMMISSION  
MISSOURI

83-253

Issued: DEC 29 1983

Effective: JAN 0 1 1984

By R. D. BARRON, Vice President-Missouri  
Southwestern Bell Telephone Company  
St. Louis, Missouri

No Supplement to this tariff will be issued except for the purpose of canceling this tariff.

Access Services Tariff  
Section 6  
3rd Revised Sheet 50  
Replacing 2nd Revised Sheet 50

ACCESS SERVICES

6. SWITCHED ACCESS SERVICE-(Continued)

(AT) 6.4 Local Switching Features-(Continued)

6.4.3 Transport Termination Features - Line Side Terminations

Local Switching Transport Termination Features provide for the line or trunk side arrangements which terminate the Local Transport facilities. Transport Termination Features are provided as either Line Side Terminations or Trunk Side Terminations. Descriptions of these features are located in Paragraphs 6.4.2 and 6.4.3.

Line Side Terminations are provided with either dial pulse or dual tone multifrequency address signaling and loop start or ground start supervisory signaling. The various signaling arrangements are specified in the Feature Matrix in Paragraph 6.3.4., D., preceding, for Basic Serving Arrangements.

A. Dial Pulse Address Signaling

Available with FGA and BSA-A

Provides for the transmission of number information, e.g., called number, between the end office switching systems and the customer's premises (in either direction) by means of two voice-frequency components, one from a group of four low frequencies and the other from a group of four high frequencies.

B. Dual Tone Multifrequency Address Signaling

Available with FGA and BSA-A

Provides for the transmission of number information, e.g., called number, between the end office switching systems and the customer's premises (in either direction) by means of two voice-frequency components, one from a group of four low frequencies and the other from a group of four high frequencies.

C. Ground-Start Supervisory Signaling

Available with FGA and BSA-A and WATS Access Line Services that terminate on the line side of the switch.

A form of line supervision in which both a terminal request for service and a network seizure for an incoming call are indicated by grounding one of the line conductors.

(AT)  
(MT)

Issued: March 26, 1993

Effective: April 11, 1993

By R. D. BARRON, President-Missouri Division  
Southwestern Bell Telephone Company  
St. Louis, Missouri

No supplement to this tariff will be issued except for the purpose of canceling this tariff.

Access Services Tariff  
Section 6  
2nd Revised Sheet 50  
Replacing 1st Revised Sheet 50

RECEIVED

ACCESS SERVICES

OCT 13 1987

6. SWITCHED ACCESS SERVICE-(Continued)

MISSOURI  
Public Service Commission

6.4 Transmission Performance

Each Switched Access Service transmission path is provided with a standard transmission performance. There are three different standard performances (Types A, B and C). The standard for a particular transmission path is dependent on the Interface Group and whether the service is directly routed or via an access tandem. Data Transmission Parameters are also provided with each Switched Access Service transmission path. The Telephone Company will, upon notification by the customer that the data parameters set are not being met, conduct tests independently or in cooperation with the customer and take any necessary action to insure that the data parameters are met.

(RT)  
(RT)

Transmission specifications are set forth in Technical Reference PUB 62500 in terms of (1) acceptance and immediate action limits for the five voice parameters and (2) immediate action limits for the data parameters. In addition, maintenance limits for the voice parameters of Feature Group B, C and D are set forth in Southwestern Bell Telephone Company Technical Reference PUB 76500.

The Telephone Company will maintain existing transmission specifications on functioning service configurations installed prior to the effective date of this tariff except that service configurations having performance specifications exceeding the standards listed in this provision will be maintained at performance levels specified in this tariff and the appropriate Technical Reference Publication.

The specific applications in terms of the Feature Groups and Interface Groups with which the Feature Group standard transmission performances are provided are set forth in Paragraphs 6.2.1(C), 6.2.2(C), 6.2.3(C) and 6.2.4(C), preceding.

CANCELLED

APR 11 1993  
BY 3rd R.S. #50  
Public Service Commission  
MISSOURI  
FILED

OCT 16 1987

~~70-87-42~~

Issued: OCT 14 1987

Effective: OCT 16 1987

Public Service Commission

By R. D. BARRON, President-Missouri Division  
Southwestern Bell Telephone Company  
St. Louis, Missouri

No supplement to this tariff will be issued except for the purpose of canceling this tariff.

Access Services Tariff  
Section 6  
1st Revised Sheet 50  
Replacing Original Sheet 50

(CP)ACCESS SERVICES

RECEIVED  
JUN 27 1986  
MISSOURI  
Public Service Commission

6. SWITCHED ACCESS SERVICE-(Continued)

6.4 Transmission Performance

Each Switched Access Service transmission path is provided with a standard transmission performance. There are three standard performances (Types A, B and C). The standard for a particular transmission path is dependent on the Interface Group and whether the service is directly routed or via an access tandem. In addition, the WATS Access Line is provided with standard transmission specifications for two-wire and four-wire or may be optionally provided with Improved Two-Wire Voice Transmission Performance. Data Transmission Parameters are also provided with each Switched Access Service transmission path and WATS Access Line. The Telephone Company will, upon notification by the customer that the data parameters set are not being met, conduct tests independently or in cooperation with the customer and take any necessary action to insure that the data parameters are met.

CANCELLED  
OCT 16 1987  
BY 201 RS #50

Transmission specifications are set forth in Technical Reference PUB 62500 in terms of (1) acceptance and immediate action limits for the five voice parameters and (2) immediate action limits for the data parameters. In addition, maintenance limits for the voice parameters of Feature Group B, C and D are set forth in Southwestern Bell Telephone Company Technical Reference PUB 76500.

MISSOURI  
Public Service Commission

The Telephone Company will maintain existing transmission specifications on functioning service configurations installed prior to the effective date of this tariff except that service configurations having performance specifications exceeding the standards listed in this provision will be maintained at performance levels specified in this tariff and the appropriate Technical Reference Publication.

The specific applications in terms of the Feature Groups and Interface Groups with which the Feature Group standard transmission performances are provided are set forth in Paragraphs 6.2.1(C), 6.2.2(C), 6.2.3(C) and 6.2.4(C), preceding.

FILED  
JUL 1 1986  
86-84  
Public Service Commission

Issued: JUN 27 1986 Effective: JUL 1 1986

By R. D. BARRON, President-Missouri Division  
Southwestern Bell Telephone Company  
St. Louis, Missouri

No supplement to this tariff will be issued except for the purpose of canceling this tariff.

Access Services Tariff  
Section 6  
Original Sheet 50

ACCESS SERVICES

RECEIVED  
DEC 29 1983  
MISSOURI  
Public Service Commission

- 6. SWITCHED ACCESS SERVICE-(Continued)
- 6.4 Transmission Performance Capabilities-(Continued)
- 6.4.1 Standard Transmission Performance-(Continued)
- A. Transmission Performance Type A-(Continued)

3. C-Message Noise

The maximum C-Message Noise for the transmission path at the route miles listed is less than or equal to:

<u>Route Miles</u>	<u>C-Message Noise</u>
0 to 50	32 dBrnCO
51 to 100	34 dBrnCO
101 to 200	37 dBrnCO
201 to 400	40 dBrnCO
401 to 1000	42 dBrnCO

4. C-Notch Noise

The maximum C-Notch Noise, utilizing a -16 dBm0 holding tone, is less than or equal to 45 dBrnCO.

5. Echo Control

Echo Control, identified as Equal Level Echo Path Loss, and expressed as Echo Return Loss and Singing Return Loss, is dependent on the routing, i.e., whether the service is routed directly from the IC Point of Interface (POI) to the end office or via an access tandem. It is equal to or greater than the following:

	<u>Echo Return Loss</u>	<u>Singing Return Loss</u>
POI to Access Tandem . . . . .	21 dB	14 dB
POI to End Office		
- Direct . . . . .	N/A	N/A
- Via Access Tandem . . . . .	16 dB	11 dB

CANCELLED  
JUL 1 1986

FILED  
JAN 1 1984  
83-253  
Public Service Commission

6. Standard Return Loss

Standard Return Loss, expressed as Echo Return Loss and Singing Return Loss on two-wire ports of a four-wire point of interface shall be equal to or greater than:

<u>Echo Return Loss</u>	<u>Singing Return Loss</u>
5 dB	2.5 dB

Issued: DEC 29 1983

Effective: JAN 0 1 1984

By R. D. BARRON, Vice President-Missouri  
Southwestern Bell Telephone Company  
St. Louis, Missouri

No Supplement to this tariff will be issued except for the purpose of canceling this tariff.

Access Services Tariff  
Section 6  
2nd Revised Sheet 51  
Replacing 1st Revised Sheet 51

ACCESS SERVICES

6. SWITCHED ACCESS SERVICE-(Continued)

(AT) 6.4 Local Switching Features-(Continued)

6.4.3 Transport Termination Features - Line Side Terminations-(Continued)

D. Loop-Start Supervisory Signaling

Available with FGA and BSA-A

A form of line supervision in which a terminal request for service is indicated to the network by the terminal allowing loop current to flow.

6.4.4 Local Switching - Line Termination Features

A. General

Local Switching Line Termination Features provide the terminations for the end user lines terminating in the local end office. There are two types of line terminations, i.e., Common Line Terminations and WATS Access Line Service Terminations.

B. Feature Descriptions

Line Terminations are provided with either dial pulse or dual tone multifrequency address signaling and loop start or ground start supervisory signaling. The various signaling arrangement combinations specified for BSA-A in Paragraph 6.3.4, C., preceding, are also available for FGA. Dial pulse and dual tone multifrequency address signaling and loop start and ground start supervisory signaling for FGA and BSA-A are described in Paragraph 6.4.3, preceding.

6.5 Local Transport Features

Descriptions of Local Transport features are located in Paragraph 6.1.2, A.2, preceding.

6.6 Basic Serving Elements

Basic Service Elements (BSEs) are unbundled service options available only with Basic Serving Arrangements. Paragraph 6.6.1 provides a matrix identifying the BSAs and their available BSEs. Paragraph 6.6.2 provides descriptions of the available BSEs. Unless otherwise stated, BSEs are available at all Telephone Company end office switches.

(AT)

Issued: March 26, 1993

Effective: April 11, 1993

By R. D. BARRON, President-Missouri Division  
Southwestern Bell Telephone Company  
St. Louis, Missouri

P.S.C. Mo.-No. 36

No supplement to this tariff will be issued except for the purpose of canceling this tariff.

Access Services Tariff  
Section 6  
1st Revised Sheet 51  
Replacing Original Sheet 51  
through  
~~Original Sheet 62~~

(CP)ACCESS SERVICES

**RECEIVED**  
JUN 27 1986  
MISSOURI  
Public Service Commission

**CANCELLED**  
APR 11 1993  
BY ZMB # 51  
Public Service Commission  
MISSOURI

**FILED**  
JUL 1 1986  
86-84  
Public Service Commission

Issued: JUN 27 1986

Effective: JUL 1 1986

By R. D. BARRON, President-Missouri Division  
Southwestern Bell Telephone Company  
St. Louis, Missouri

No supplement to this tariff will be issued except for the purpose of canceling this tariff.

Access Services Tariff  
Section 6  
Original Sheet 51

RECEIVED

DEC 29 1983

MISSOURI  
Public Service Commission

ACCESS SERVICES

- 6. SWITCHED ACCESS SERVICE-(Continued)
- 6.4 Transmission Performance Capabilities-(Continued)
- 6.4.1 Standard Transmission Performance-(Continued)

B. Transmission Performance Type B

Transmission Performance Type B is provided with the following parameters:

1. Loss Deviation

The maximum Loss Deviation of the 1004 Hz loss relative to the Expected Measured Loss (EML) is  $\pm 2.5$  dB.

2. Attenuation Distortion

The maximum Attenuation Distortion in the 404 to 2804 Hz frequency band relative to loss at 1004 Hz is  $-2.0$  dB to  $+4.0$  dB.

3. C-Message Noise

The maximum C-Message Noise for the transmission path at the route miles listed is less than or equal to:

Route Miles	C-Message Noise*	
	Type B1	Type B2
0 to 50	32 dBrnCO	35 dBrnCO
51 to 100	33 dBrnCO	37 dBrnCO
101 to 200	35 dBrnCO	40 dBrnCO
201 to 400	37 dBrnCO	43 dBrnCO
401 to 1000	39 dBrnCO	45 dBrnCO

4. C-Notch Noise

The maximum C-Notch Noise, utilizing a  $-16$  dBm0 holding tone is less than or equal to 47 dBrnCO. 1986

CANCELLED

JAN - 1 1984  
83 - 253

Public Service Commission

BY R.S.#51  
PUBLIC SERVICE COMMISSION  
OF MISSOURI

\* For Feature Groups C and D only, Type B2 will be provided. For Feature Groups A and B, Type B1 will be provided where facility network conditions will support the parameters. Where the Type B1 parameters cannot be supported, Type B2 will be provided.

Issued: DEC 29 1983

Effective: JAN 01 1984

By R. D. BARRON, Vice President-Missouri  
Southwestern Bell Telephone Company  
St. Louis, Missouri



No Supplement to this tariff will be issued except for the purpose of canceling this tariff.

Access Services Tariff  
Section 6  
3rd Revised Sheet 52  
Replacing 2nd Revised Sheet 52

ACCESS SERVICES

6. SWITCHED ACCESS SERVICE-(Continued)

6.6 Basic Service Elements-(Continued)

6.6.1 Basic Service Element Matrix

<u>Basic Service Elements</u>		Available Basic Serving Arrangements				
		Line Side		Trunk Side		
		A	B	C	D	DNAL
(AT)	A. Alternate Traffic Routing					
	- End Office Alternate Routing		X		X	
(AT)	B. Automatic Number Identification (ANI)/ Charge Number Parameter		X	X	X	X
	C. Multiline Hunt Group					
	- Circular Hunting	X				
	- Preferential Hunting	X				
	- Regular Line Hunting	X				
	D. Nonhunting Number Arrangement	X				
	E. Queuing	X				
	F. Recorded Announcements	X	X		X	
	G. Remote Make Busy	X				X
	H. Remote Make Busy - Trunk Side		X	X		X
	I. Uniform Call Distribution Arrangement	X				
	J. Flexible Automatic Number Identification (Flex ANI)				X	

6.6.2 Basic Service Element Descriptions

A. Alternate Traffic Routing

This BSE is provided as two Alternatives, only one of which may be selected for a particular trunk or trunk group.

1. End Office Alternate Routing

Available with Circuit Switched - Trunk Side Alternatives B and D (ordered in trunks as opposed to capacity) in suitably equipped end offices.

This alternative provides an alternate routing arrangement via two routes: one route via an access tandem and one direct route. End Office Alternate Routing allows the customer's originating traffic from the end office to be offered first to the direct trunk group until that group is fully loaded and then to overflow to the access tandem group. Features which require direct routing (e.g., the seven-

Issued: March 7, 1994

Effective: April 7, 1994

By M. H. SCHULTEIS, Division Manager-Regulatory & Industry Relations

Southwestern Bell Telephone Company

St. Louis, Missouri



No supplement to this tariff will be issued except for the purpose of canceling this tariff.

ACCESS SERVICES

RECEIVED

MAR 29 1993

MISSOURI  
 Public Service Commission

6. SWITCHED ACCESS SERVICE--(Continued)

(AT) 6.6 Basic Service Elements--(Continued)

6.6.1 Basic Service Element Matrix

	Available Basic Serving Arrangements				DNAL
	Line Side	Trunk Side			
	A	B	C	D	

Basic Service Elements

A. Alternate Traffic Routing					
- End Office Alternate Routing		X			
- Multiple Customer Switching System		X			
B. Automatic Number Identification (ANI)					X
C. Multiline Hunt Group					X
- Circular Hunting	X				
- Preferential Hunting	X				
- Regular Line Hunting	X				
D. Nonhunting Number Arrangement	X				
E. Queuing	X				
F. Recorded Announcements	X	X			
G. Remote Make Busy	X				X
H. Remote Make Busy - Trunk Side		X			X
I. Uniform Call Distribution Arrangement	X				

**CANCELLED**  
 MAR 14 1994  
 BY 2 mRS #52  
 Public Service Commission  
 MISSOURI

6.6.2 Basic Service Element Descriptions

A. Alternate Traffic Routing

This BSE is provided as two Alternatives, only one of which may be selected for a particular trunk or trunk group.

1. End Office Alternate Routing

Available with Circuit Switched - Trunk Side Alternatives B and D (ordered in trunks as opposed to capacity) in suitably equipped end offices.

This alternative provides an alternate routing arrangement via two routes: one route via an access tandem and one direct route. End Office Alternate Routing allows the customer's originating traffic from the end office to be offered first to the direct trunk group until that group is fully loaded and then to overflow to the access tandem group. Features which require direct routing (e.g., the seven-

(AT)

Issued:

MAR 26 1993

Effective:

APR 7 1993

By R. D. BARRON, President-Missouri Division  
 Southwestern Bell Telephone Company  
 St. Louis, Missouri

APR 11 1993  
 92-304

MO. PUBLIC SERVICE COMM.

No supplement to this tariff will be issued except for the purpose of canceling this tariff.

Access Services Tariff  
Section 6  
Original Sheet 52

ACCESS SERVICES

RECEIVED

DEC 29 1983

MISSOURI  
Public Service Commission

- 6. SWITCHED ACCESS SERVICE-(Continued)
- 6.4 Transmission Performance Capabilities-(Continued)
- 6.4.1 Standard Transmission Performance-(Continued)
- B. Transmission Performance Type B-(Continued)

5. Echo Control

Echo Control, identified as impedance balance for FGA and FGB and Equal Level Echo Path Loss for FGC and FGD, and expressed as Echo Return Loss (ERL) and Singing Return Loss (SRL), is dependent on the routing, i.e., whether the service is routed directly from the IC Point of Interface (POI) to the end office or via an access tandem. The ERL and SRL also differ by feature group, type of termination and type of transmission path. They are greater than or equal to the following:

	<u>Echo Return Loss</u>	<u>Singing Return Loss</u>
POI to Access Tandem		
- Terminated in		
4-Wire trunk . . . . .	21 dB	14 dB
- Terminated in		
2-Wire trunk . . . . .	16 dB	11 dB
POI to End Office		
- Direct . . . . .	16 dB	11 dB
- Via Access Tandem		
- For FGB access . . . . .	8 dB	4 dB
- For FGC access		
(Effective		
4-Wire trans-		
mission path at		
end office) . . . . .	16 dB	11 dB
- For FGC access		
(Effective		
2-Wire trans-		
mission path at		
end office) . . . . .	13 dB	6 dB

6. Standard Return Loss

Standard Return Loss, expressed as Echo Return Loss and Singing Return Loss, on two-wire points or a four wire point of interface shall be equal to or greater than:

~~CANCELLED~~

JUL 1 1986

BY W.R.S.#51

PUBLIC SERVICE COMMISSION  
OF MISSOURI

FILED

JAN 1 1984

83 - 253

Public Service Commission

2.5 dB

Issued: DEC 29 1983

Effective: JAN 01 1984

By R. D. BARRON, Vice President-Missouri  
Southwestern Bell Telephone Company  
St. Louis, Missouri

No Supplement to this tariff will be issued except for the purpose of canceling this tariff.

Access Services Tariff  
Section 6  
4th Revised Sheet 53  
Replacing 3rd Revised Sheet 53

ACCESS SERVICES

6. SWITCHED ACCESS SERVICE-(Continued)

6.6 Basic Service Elements-(Continued)

6.6.2 Basic Service Element Descriptions-(Continued)

A. Alternate Traffic Routing-(Continued)

1. (Continued)

digit ANI telephone number for Circuit Switched - Trunk Side Alternative B and Dial Pulse Station Signaling) are not available on the tandem route.

2. Multiple Customer Switching Systems

Available with Circuit Switched - Trunk Side Alternatives B, C and D in suitably equipped end offices or access tandem switches.

This alternative provides the capability of directing originating traffic from an end office or access tandem to a trunk group (the "high usage group") until that group is fully loaded, and then delivering additional originating traffic (the "overflowing" traffic from the same end office or access tandem) to a different trunk group (the "final" group). These trunk groups may be terminated at the customer's switching systems on the same or different premises. The customer shall specify the last trunk ECCS desired for the high usage group. MicroLink I traffic cannot be alternate routed if analog facilities are deployed in the alternate route.

(AT)  
(AT)

B. Automatic Number Identification (ANI)/Charge Number Parameter

Available with Circuit Switched - Trunk Side Alternative D.

This BSE provides the automatic transmission of a ten digit number and information digits to the customer's premises to identify the calling station of calls originating in the LATA. The ANI/Charge Number Parameter BSE is an end office software function which is associated on a call-by-call basis with (1) all individual transmission paths in a trunk group routed directly between an end office and a customer's premises or, (2) where technically feasible, with all individual transmission paths in a trunk group between an end office and an access tandem, and a trunk group between an access tandem and a customer's premises.

(MT)  
|  
|  
(MT)

Issued: May 24, 1994

Effective: July 2, 1994

No supplement to this tariff will be issued except for the purpose of canceling this tariff.

Access Services Tariff Section 6 3rd Revised Sheet 53 Replacing 2nd Revised Sheet 53

ACCESS SERVICES

6. SWITCHED ACCESS SERVICE-(Continued)

6.6 Basic Service Elements-(Continued)

6.6.2 Basic Service Element Descriptions-(Continued)

A. Alternate Traffic Routing-(Continued)

1. (Continued)

digit ANI telephone number for Circuit Switched - Trunk Side Alternative B and Dial Pulse Station Signaling) are not available the tandem route.

2. Multiple Customer Switching Systems

Available with Circuit Switched - Trunk Side Alternatives B, C and D in suitably equipped end offices or access tandem switches.

This alternative provides the capability of directing originating traffic from an end office or access tandem to a trunk group (the "high usage group") until that group is fully loaded, and then delivering additional originating traffic (the "overflowing" traffic from the same end office or access tandem) to a different trunk group (the "final" group). These trunk groups may be terminated at the customer's switching systems on the same or different premises. The customer shall specify the last trunk ECCS desired for the high usage group.

(AT) B. Automatic Number Identification (ANI)/Charge Number Parameter

Available with Circuit Switched - Trunk Side Alternative D.

(CT) This BSE provides the automatic transmission of a ten digit number and information digits to the customer's premises to identify the calling station of calls originating in the LATA. The ANI/Charge Number Parameter BSE is an end office software function which is associated on a call-by-call basis with (1) all individual transmission paths in a trunk group routed directly between an end office and a customer's premises or, (2) where technically feasible, with all individual transmission paths in a trunk group between an end office and an access tandem, and a trunk group between an access tandem and a customer's premises.

(CT) The ten digit number consists of the Numbering Plan Area (NPA) plus the seven digit telephone number and will be transmitted on all calls, except those identified as multiparty line, ANI failure or where ANI is not provided to an SSP equipped office for 800 NPAS, in which case only the NPA will be transmitted (in addition to the information indicators described elsewhere).

RECEIVED

MAR 07 1994

MISSOURI Public Service Commission

CANCELLED

JUL 8 1994

BY 4th R.S. #53 Public Service Commission MISSOURI

APR 7 1994

Issued: MAR 07 1994

Effective: APR 07 1994

MISSOURI Public Service Commission

By M. H. SCHULTEIS, Division Manager-Regulatory & Industry Relations Southwestern Bell Telephone Company St. Louis, Missouri

No supplement to this tariff will be issued except for the purpose of canceling this tariff.

Access Services Tariff  
Section 6  
2nd Revised Sheet 53  
Replacing 1st Revised Sheet 53

ACCESS SERVICES

6. SWITCHED ACCESS SERVICE-(Continued)

6.6 Basic Service Elements-(Continued)

6.6.2 Basic Service Element Descriptions-(Continued)

A. Alternate Traffic Routing-(Continued)

1. (Continued)

digit ANI telephone number for Circuit Switched - Trunk Side Alternative B and Dial Pulse Station Signaling) are not available on the tandem route.

2. Multiple Customer Switching Systems

Available with Circuit Switched - Trunk Side Alternatives B, C and D in suitably equipped end offices or access tandem switches.

This alternative provides the capability of directing originating traffic from an end office or access tandem to a trunk group (the "high usage group") until that group is fully loaded, and then delivering additional originating traffic (the "overflowing" traffic from the same end office or access tandem) to a different trunk group (the "final" group). These trunk groups may be terminated at the customer's switching systems on the same or different premises. customer shall specify the last trunk ECCS desired for the high usage group.

B. Automatic Number Identification (ANI)

Available with Circuit Switched - Trunk Side Alternative

This BSE provides the automatic transmission of a ten digit number and information digits to the customer's premises for calls originating in the LATA, to identify the calling station. The ANI BSE is an end office software function which is associated on a call-by-call basis with (1) all individual transmission paths in a trunk group routed directly between an end office and a customer's premises or, (2) where technically feasible, with all individual transmission paths in a trunk group between an end office and an access tandem, and a trunk group between an access tandem and a customer's premises.

The ten digit ANI telephone number consists of the Numbering Plan Area (NPA) plus the seven digit ANI telephone number. The ten digit ANI telephone number will be transmitted on all calls except those identified as multiparty line, ANI failure or where ANI is not provided to an SSP equipped office for 800 NPAS, in which case only the NPA will be transmitted (in addition to the information digits described below).

RECEIVED

MAR 13 1993

MO. PUBLIC SERVICE COMM.

APR 7 1994

BY 3<sup>rd</sup> R.S. # 53

Public Service Commission  
MISSOURI

CANCELLED

(AT)  
(AT)

Issued: MAR 22 1993

Effective: MAY - 1 1993

MAY 01 1993

By A. D. ROBERTSON, Assistant Vice President-External Affairs  
Southwestern Bell Telephone Company  
St. Louis, Missouri

MO. PUBLIC SERVICE COMM.

No supplement to this tariff will be issued except for the purpose of canceling this tariff.

Access Services Tariff  
Section 6  
1st Revised Sheet 53  
Replacing Original Sheet 53

ACCESS SERVICES

6. SWITCHED ACCESS SERVICE--(Continued)

RECEIVED

(AT) 6.6 Basic Service Elements--(Continued)

MAR 29 1993

6.6.2 Basic Service Element Descriptions--(Continued)

MISSOURI  
Public Service Commission

A. Alternate Traffic Routing--(Continued)

1. (Continued)

digit ANI telephone number for Circuit Switched - Trunk Side Alternative B and Dial Pulse Station Signaling) are not available on the tandem route.

2. Multiple Customer Switching Systems

Available with Circuit Switched - Trunk Side Alternatives B, C and D in suitably equipped end offices or access tandem switches.

This alternative provides the capability of directing originating traffic from an end office or access tandem to a trunk group (the "high usage group") until that group is fully loaded, and then delivering additional originating traffic (the "overflowing" traffic from the same end office or access tandem) to a different trunk group (the "final" group). These trunk groups may be terminated at the customer's switching systems on the same or different premises. The customer shall specify the last trunk ECCS desired for the high usage group.

CANCELLED

B. Automatic Number Identification (ANI)

MAY 1 1993

Available with Circuit Switched - Trunk Side Alternative D.

BY 2nd R.S. # 53

Public Service Commission

This BSE provides the automatic transmission of a ten digit number and information digits to the customer's premises for calls originating in the LATA, to identify the calling station. The ANI BSE is an end office software function which is associated on a call-by-call basis with (1) all individual transmission paths in a trunk group routed directly between an end office and a customer's premises or, (2) where technically feasible, with all individual transmission paths in a trunk group between an end office and an access tandem, and a trunk group between an access tandem and a customer's premises.

The ten digit ANI telephone number consists of the Numbering Plan Area (NPA) plus the seven digit ANI telephone number. The ten digit ANI telephone number will be transmitted on all calls except those identified as multiparty line or ANI failure, in which case only the NPA will be transmitted (in addition to the information digits described below).

FILED

Issued: MAR 26 1993

Effective:

APR 11 1993

By R. D. BARRON, President-Missouri Division  
Southwestern Bell Telephone Company  
St. Louis, Missouri

APR 11 1993  
92-304

MO. PUBLIC SERVICE COMM.



No supplement to this tariff will be issued except for the purpose of canceling this tariff.

ACCESS SERVICES

RECEIVED  
DEC 20 1983  
MISSOURI  
Public Service Commission

- 6. SWITCHED ACCESS SERVICE-(Continued)
- 6.4 Transmission Performance Capabilities-(Continued)
- 6.4.1 Standard Transmission Performance-(Continued)
- C. Transmission Performance Type C

Transmission Performance Type C is provided with the following parameters:

1. Loss Deviation

The maximum Loss Deviation of the 1004 Hz loss relative to the Expected Measured Loss (EML) is  $\pm 3.0$  dB.

2. Attenuation Distortion

The maximum Attenuation Distortion in the 404 to 2804 Hz frequency band relative to loss at 1004 Hz is  $-2.0$  dB to  $+5.5$  dB.

3. C-Message Noise

The maximum C-Message Noise for the transmission path at the route miles listed is less than or equal to:

Route Miles	C-Message Noise*	
	Type C1	Type C2
0 to 50	32 dBrnC0	38 dBrnC0
51 to 100	33 dBrnC0	39 dBrnC0
101 to 200	35 dBrnC0	41 dBrnC0
201 to 400	37 dBrnC0	43 dBrnC0
401 to 1000	39 dBrnC0	45 dBrnC0

4. C-Notch Noise

The maximum C-Notch Noise, utilizing a  $-16$  dBm0 holding tone is less than or equal to 47 dBrnC0.

FILED  
JAN 1 1984  
83 - 253  
Public Service Commission

5. Echo Control

Echo Control, identified as Return Loss and expressed as Echo Return Loss and Singing Return Loss, is dependent on the routing, i.e., whether the service is routed directly from the IC Point of Interface (POI) to the end office or via an access tandem. It is equal to or greater than the following:

CANCELLED  
JUL 1 1986

\* For Feature Groups C and D only, Type C2 will be provided. For Feature Groups A and B, Type C1 will be provided where facility network conditions will support the parameters. Where the Type C1 parameters cannot be supported, Type C2 will be provided.

Issued: DEC 29 1983

Effective: JAN 01 1984

By R. D. BARRON, Vice President-Missouri  
Southwestern Bell Telephone Company  
St. Louis, Missouri

No Supplement to this tariff will be issued except for the purpose of canceling this tariff.

Access Services Tariff  
Section 6  
1st Revised Sheet 53.01  
Replacing Original Sheet 53.01

ACCESS SERVICES

6. SWITCHED ACCESS SERVICE-(Continued)

6.6 Basic Service Elements-(Continued)

6.6.2 Basic Service Element Descriptions-(Continued)

B. Automatic Number Identification (ANI)/Charge Number Parameter-(Continued)

(MT) The ten digit number consists of the Numbering Plan Area (NPA) plus the seven digit telephone number and will be transmitted on all calls except those identified as multiparty line, ANI failure or where ANI is not provided to an SSP equipped office for 800 NPAS, in which case only the NPA will be transmitted (in addition to the information indicators described elsewhere). MicroLink I traffic cannot be alternate routed if analog facilities are deployed in the alternate route.  
|  
|  
(MT)  
(AT)  
(AT)

The ANI/Charge Number Parameter is provided with multifrequency address Signaling or SS7 signaling. When SS7 signaling is ordered, the Charge Number Parameter is equivalent to ANI.

---

Issued: May 24, 1994

Effective: July 2, 1994

By M. H. SCHULTEIS, Division Manager-Regulatory & Industry Relations  
Southwestern Bell Telephone Company  
St. Louis, Missouri

No supplement to this tariff will be issued except for the purpose of canceling this tariff.

Access Services Tariff  
Section 6  
Original Sheet 53.01

ACCESS SERVICES

(MT) 6. SWITCHED ACCESS SERVICE-(Continued)

6.6 Basic Service Elements-(Continued)

6.6.2 Basic Service Element Descriptions-(Continued)

(MT)(AT) B. Automatic Number Identification (ANI)/Charge Number Parameter-(Continued)

(AT) The ANI/Charge Number Parameter is provided with multifrequency signaling or SS7 signaling. When SS7 signaling is ordered, the Charge Number Parameter is equivalent to ANI.

RECEIVED

MAR 07 1994

MISSOURI  
Public Service Commission

CANCELLED

JUL 21 1994

BY 1st R.S. #53.01  
Public Service Commission  
MISSOURI

FILED

APR 7 1994

Issued: MAR 07 1994 Effective: APR 07 1994

By M. H. SCHULTEIS, Division Manager-Regulatory & Industry Relations  
Southwestern Bell Telephone Company  
St. Louis, Missouri  
MISSOURI  
Public Service Commission

No Supplement to this tariff will be issued except for the purpose of canceling this tariff.

Access Services Tariff  
Section 6  
2nd Revised Sheet 54  
Replacing 1st Revised Sheet 54

ACCESS SERVICES

6. SWITCHED ACCESS SERVICE-(Continued)

6.6 Basic Service Elements-(Continued)

6.6.2 Basic Service Element Descriptions-(Continued)

(AT) B. Automatic Number Identification (ANI)/Charge Number Parameter-(Continued)

(CT) Where ANI/Charge Number Parameter cannot be provided, e.g., on calls from 4-party service, information indicators will be provided to the customer.

(CT) The information indicators identify: (1) telephone number is the station billing number - no special treatment required, (2) multiparty line - telephone number is a 4-party line and cannot be identified - number must be obtained via an operator or in some other manner, (3) ANI failure has occurred in the end office switch which prevents identification of calling telephone number - must be obtained by operator or in some other manner, (4) hotel/motel originated call which requires room number identification, (5) coinless station, hospital, inmate, etc. call which requires special screening or handling by the customer, and (6) call is an Automatic Identified Outward Dialed (AIOD) call from customer premises equipment. The ANI telephone number is the listed telephone number of the customer and is not the telephone number of the calling party.

C. Multiline Hunt Group

This BSE is provided as three Alternatives.

MTS/WATS and MTS/WATS-type Circuit Switched - Line side and FX/ONAL Circuit Switched - Line Side services cannot be mixed in the same hunt group arrangement.

1. Circular Hunting

Available with Circuit Switched - Line Side and Packet Switched MicroLink II in electronic end offices where technically feasible. Packet Switched MicroLink II is provided for in Section 16, following.

This alternative provides the ability to sequentially access terminals in a hunt group with the hunting sequence beginning at the start-hunt terminal and continuing through the hunt group until an idle terminal is reached or the terminal preceding the start-hunt terminal is reached. The call will terminate in the first idle terminal. If no idle terminal is encountered, a busy tone will be returned to the calling party.

Issued: March 7, 1994

Effective: April 7, 1994

By M. H. SCHULTEIS, Division Manager-Regulatory & Industry Relations  
Southwestern Bell Telephone Company  
St. Louis, Missouri

No supplement to this tariff will be issued except for the purpose of canceling this tariff.

Access Services Tariff  
Section 6  
1st Revised Sheet 54  
Replacing Original Sheet 54

ACCESS SERVICES

6. SWITCHED ACCESS SERVICE-(Continued)

(AT) 6.6 Basic Service Elements-(Continued)

6.6.2 Basic Service Element Descriptions-(Continued)

B. Automatic Number Identification (ANI)-(Continued)

Where ANI cannot be provided, e.g., on calls from 4-party service, information digits will be provided to the customer. The information digits identify: (1) telephone number is the station billing number - no special treatment required, (2) multiparty line - telephone number is a 4-party line and cannot be identified - number must be obtained via an operator or in some other manner, (3) ANI failure has occurred in the end office switch which prevents identification of calling telephone number - must be obtained by operator or in some other manner, (4) hotel/motel originated call which requires room number identification, (5) coinless station, hospital, inmate, etc. call which requires special screening or handling by the customer, and (6) call is an Automatic Identified Outward Dialed (AIOD) call from customer premises equipment. The ANI telephone number is the listed telephone number of the customer and is not the telephone number of the calling party.

C. Multiline Hunt Group

This BSE is provided as three Alternatives.

MTS/WATS and MTS/WATS-type Circuit Switched - Line side  
Circuit Switched - Line Side services cannot be mixed in the same hunt group arrangement.

1. Circular Hunting

Available with Circuit Switched - Line Side and Packet Switched MicroLink II in electronic end offices where technically feasible. Packet Switched MicroLink II is provided for in Section 16, following.

This alternative provides the ability to sequentially access terminals in a hunt group with the hunting sequence beginning at the start-hunt terminal and continuing through the hunt group until an idle terminal is reached or the terminal preceding the start-hunt terminal is reached. The call will terminate in the first idle terminal. If no idle terminal is encountered, a busy tone will be returned to the calling party.

(AT)

RECEIVED

MAR 29 1993

MISSOURI  
Public Service Commission

CANCELLED

APR 7 1994

BY 2nd R.S. # 54

Public Service Commission  
MISSOURI

FILED

APR 11 1993

92-304

MO. PUBLIC SERVICE COM. 1993

Issued: MAR 26 1993

Effective:

By R. D. BARRON, President-Missouri Division  
Southwestern Bell Telephone Company  
St. Louis, Missouri

No supplement to this tariff will be issued except for the purpose of canceling this tariff.

Access Services Tariff  
Section 6  
Original Sheet 54

ACCESS SERVICES

- 6. SWITCHED ACCESS SERVICE--(Continued)
  - 6.4 Transmission Performance Capabilities--(Continued)
    - 6.4.1 Standard Transmission Performance--(Continued)
      - C. Transmission Performance Type C--(Continued)
        - 5. Echo Control--(Continued)

**RECEIVED**

DEC 20 1983

MISSOURI  
Public Service Commission

	<u>Echo Return Loss</u>	<u>Singing Return Loss</u>
POI to Access Tandem . . . . .	13 dB	6 dB
POI to End Office		
- Direct . . . . .	13 dB	6 dB
- Via Access Tandem. . . . .	8 dB	4 dB
(for FGB only)		

6.4.2 Data Transmission Parameters

Two types of Data Transmission Parameters, i.e., Type DA and Type D are provided. The specific applications, in terms of the Feature Groups with which they are provided are set forth in Paragraphs 6.2.1, C., 6.2.2, C., 6.2.3, C. and 6.2.4, C., preceding. Following are descriptions of each.

A. Data Transmission Parameters Type DA

1. Signal to C-Notched Noise Ratio

The Signal to C-Notched Noise Ratio is equal to or greater than 33 dB.

2. Envelope Delay Distortion

The maximum Envelope Delay Distortion for the frequency bands and route miles specified is:

	<u>604 to 2804 Hz</u>	
less than 50 route miles		500 microseconds
equal to or greater than 50 route miles		900 microseconds
	<u>604 to 2404 Hz</u>	
less than 50 route miles		200 microseconds
equal to or greater than 50 route miles		400 microseconds

**CANCELLED**

JUL 1 1986

BY J.R.S. #51  
PUBLIC SERVICE COMMISSION  
OF MISSOURI

**FILED**

JAN - 1 1984

**83 - 253**

Public Service Commission

Issued: DEC 29 1983

Effective: JAN 01 1984

By R. D. BARRON, Vice President-Missouri  
Southwestern Bell Telephone Company  
St. Louis, Missouri