

# RDE Water Company

## Company Full Certificated Name

*Do not abbreviate; include any Commission approved AKA/DBA/Fictitious Name, if applicable.*

### WATER and/or SEWER ANNUAL REPORT

#### SMALL COMPANY

*(Fewer than 8,000 customers)*

### TO THE MISSOURI PUBLIC SERVICE COMMISSION

January 1 - December 31, 2020

This filing is required pursuant to Commission Rules 20 CSR 4240-10.145 and/or Section 393.140 RSMo.

Please indicate which type of service the Company is certificated to provide by checking the appropriate box(es). *(Check all that apply.)*

☒ **Water Service Provider**

☐ **Sewer Service Provider**

Please choose one of the following filing type options:

☒ **Public Submission** (NOT Confidential)

☐ **Non-Public Submission** (CONFIDENTIAL / Filed Under Seal)

For this filing to be considered confidential, additional submission of materials is required pursuant to Commission Rule 20 CSR 4240-2.135.

*(To be used when filing under seal.)*



1 For the calendar year of January 1 - December 31, 2020

2 **Company Name:** RDE Water Company

2a **Parent Company Name:**  
(if applicable)

3 **Company Mailing Address:** 1770 N Deffer Dr. Ste 4

4 **Company Street Address:** 1770 N Deffer Dr. Ste 4

5 **Company Phone Number:** 417-725-5305

6 **Company E-mail Address:** rdewaterco@gmail.com

7 **Name, title, address, phone number, and e-mail of person(s) to contact concerning information contained in this report:**

7a	Jeff Deffenderfer	Name/Title	Name/Title
7b	1770 N Deffer Dr. Ste 4	Mailing Address	Mailing Address
7c	1770 N Deffer Dr. Ste 4	Street Address	Street Address
7d	Nixa MO 65714	City State Zip	City State Zip
7e	417-725-5305	Telephone Number	Telephone Number
7f	<a href="mailto:rdewaterco@gmail.com">rdewaterco@gmail.com</a>	E-mail Address	E-mail Address

8 Provide the **Total Company and** gross intrastate **Operating Revenues** (i.e., Missouri Jurisdictional) for Calendar Year 2020 .


( BOTH COLUMNS MUST BE COMPLETED)


<b>Water Revenues</b>	**	<b>MO Jurisdictional</b>	**	**	<b>Total Company</b>	**
9 Total Operating Revenues (From Pg. W-2, Line 22)		\$ 299,974			\$ 299,974	
10 Total Non-Tariffed Revenues (Pg. W-2, Line 25)		\$ -			\$ -	
11 <b>TOTAL REVENUES</b> (From Pg. W-2, line 26)		\$ 299,974			\$ 299,974	

(Total MO Jurisdictional Revenue (Line 11 above) should match Statement of Revenue - MoPSC Assessment).

<b>Sewer Revenues</b>	**	<b>MO Jurisdictional</b>	**	**	<b>Total Company</b>	**
12 Total Operating Revenues (From Pg. S-2, Line 22)		\$ -				
13 Total Non-Tariffed Revenues (From Pg. S-2, Line 25)		\$ -				
14 <b>TOTAL REVENUES</b> (From Pg. S-2, Line 26)		\$ -			\$ -	

(Total MO Jurisdictional Revenue (Line 14 above) should match Statement of Revenue - MoPSC Assessment).

 Indicates a link to or from another worksheet within workbook

 Indicates formula cell(s)



(To be used when filing under seal.)



1

For the calendar year of January 1 - December 31, 2020

2 Company Name: **RDE Water Company****CAPITAL STOCK (COMMON AND PREFERRED)**

Class and Series of Stock (a)	Total Number of Shares Authorized (b)	Par or Stated Value Per Share (c)	Total Number of Shares Issued (d)	Current Book Value of Issued Shares of Stock (e)
Common	10	\$ 100.00	10	\$ 1,000
				\$ -
				\$ -
				\$ -
				\$ -
				\$ -
			<b>Total Value</b>	<b>\$ 1,000</b>

**SECURITY HOLDERS AND VOTING POWERS**

Report below the **NAMES** and **ADDRESSES** of the 10 stockholders who, at the end of the year, had the greatest voting powers in the respondent, **AND STATE THE NUMBER OF VOTES** each would have had a right to cast on that date. If any such holder held in trust, give the nature of the trust and the beneficial owner. Show also total votes of **ALL** securities with voting powers.

Names and Addresses (a)	Number of Votes (b)
Lavada Cottrill 303 Ficus Rd. Clever, MO 65631	10

Identify the principal or general officers of the company at the end of the year. Please include an additional sheet, if enough space is not provided on this page, to completely provide the requested information.

Title of General Officer(s)	Name of Person Holding Office
President	Lavada Cottrill
General Manager	Jeff Deffenderfer

Indicates formula cell(s)

(To be used when filing under seal.)



1 For the calendar year of January 1 - December 31, 2020

2 Company Name: RDE Water Company

3 This Utility Company is a: (Check the appropriate box.)

- ☒ C-Corporation      ☐ S-Corporation      ☐ Sole Proprietorship  
☐ Partnership      ☐ LLC      ☐ LP  
☐ Other (Please explain)

4 If different than certificated name listed above (e.g., parent corporation name) or if 'Other' is identified, explain:

5 Name of state under the laws of which respondent is incorporated and date of incorporation. If incorporated under a specific law, give reference of such law. If not incorporated, state the fact and give the type of organization and date organized.

Missouri - 8-30-76

6 Describe **MAJOR** transactions occurring during the year which will have a effect on operations, such as rate changes, replacement of major equipment and other abnormal cash expenditures of \$250 or more. (*Dollar amounts to be recorded on Page W-5 and/or Page S-4, columns d.*)

7

8

9

10

11

12

13

14

15

16

17

18

19

20

21

22

23

24

25

26

27

28

29

30

(To be used when filing under seal.)



1



For the calendar year of January 1 - December 31, 2020

2 Company Name: RDE Water Company**NOTE: Please do not try to type over formulas. Totals will calculate automatically in this spreadsheet.**

**BALANCE SHEET**  
**WATER AND SEWER OPERATIONS**  
**ASSETS**

	Account Description (a)	**	Amount (b)	**
3	Water Plant In Service (From Pg. W-5)		\$ 1,923,015	
4	LESS: Water Depreciation Reserve (From Pg. W-5)		\$ 1,240,464	
5	Net Water Plant in Service (Line 3 <b>MINUS</b> Line 4)		\$ 682,551	
6	Water Materials and Supplies		\$ 25,000	
7	Water Construction Work in Progress			
8	Water Plant Held for Future Use			
9	Water Plant Acquisition Adjustment			
10	Sewer Plant in Service (From Pg. S-4)		\$ -	
11	LESS: Sewer Depreciation Reserve (From Pg. S-4)		\$ -	
12	Net Sewer Plant in Service (Line 10 <b>MINUS</b> Line 11)		\$ -	
13	Sewer Materials and Supplies			
14	Sewer Construction Work in Progress			
15	Sewer Plant Held for Future Use			
16	Sewer Plant Acquisition Adjustment			
17	Other Plant			
18	Cash			
19	Accounts Receivable (i.e., Amounts due from customers or other parties.)			
20	Other Assets			
21	<b>Total Assets*</b>		<b>\$ 707,551</b>	

\* **Total Assets should balance with Total Equity and Liabilities on Page 5 (see instructions).**  
**Difference between Equity & Liabilities and Assets (from Pg. 5).**

 Indicates a link to another worksheet within workbook  
 Indicates formula cell(s)

 ▼

(To be used when filing under seal.)



2 Company Name: RDE Water Company

**NOTE: Please do not try to type over formulas. Totals will calculate automatically in this spreadsheet.**

**BALANCE SHEET**  
**WATER AND SEWER OPERATIONS**  
**EQUITY AND LIABILITIES**

	Account Description (a)	**	Amount (b)	**
3	Capital Stock (From Page 2)		\$ 1,000	
4	Retained Earnings		\$ 50,629	
5	Long-Term Debt (banks, etc.- over 1 year) (From Pg. 9)		\$ 30,000	
6	Short-Term Debt (banks, etc.- less than 1 year) (From Pg. 9)		\$ -	
7	Water Customer Deposits			
8	Water Advances for Construction			
9	Water Contributions In Aid of Construction (From Pg. 8, Line 16)		\$ 1,162,375	
10	LESS: Water Amortization of Contributions In Aid of Construction (From Page 8, line 24)		\$ 536,453	
11	Net Water Contributions In Aid of Construction (i.e., Line 9 <b>MINUS</b> Line 10)		\$ 625,922	
12	Sewer Customer Deposits			
13	Sewer Advances for Construction			
14	Sewer Contributions In Aid of Construction (From Pg. 8, Line 16)		\$ -	
15	LESS: Sewer Amortization of Contributions In Aid of Construction (From Page 8, line 24)		\$ -	
16	Net Sewer Contributions In Aid of Construction (i.e., Line 14 <b>MINUS</b> Line 15)		\$ -	
17	Deferred Taxes - ITC			
18	Deferred Taxes - Other			
19	Accounts Payable; (Amounts owed to other parties; other than debt listed above.)			
20	Other Liabilities			
21	<b>Total Equity and Liabilities*</b>		<b>\$ 707,551</b>	

\* Total Equity and Liabilities should balance with Total Assets on Pg. 4 (see instructions).

Difference between Equity & Liabilities and Assets (From Pg. 4).

- Indicates a link to another worksheet within workbook
- Indicates formula cell(s)

(To be used when filing under seal.)



1  
2

Company Name: **RDE Water Company**

For the calendar year of January 1 - December 31, 2020

Page 6

(To be used when filing under seal.)



1 2

Company Name:

**RDE Water Company**

3  
4  
5  
6  
7  
8  
9  
10  
11  
12  
13  
14  
15  
16  
17  
18  
19 **Page 7**

\_\_\_\_\_

*(To be used when filing under seal.)*



**CONTRIBUTIONS IN AID OF CONSTRUCTION**

**INSTRUCTIONS:** This account shall include donations or contributions in cash, services, or property for construction purposes. The records supporting the entries to this account shall be so kept that the utility can furnish information as to the purpose of each donation, the conditions, if any, upon which it was made, the amount of each donation, and the amount applicable to each utility department. The credits (deductions) to this account shall not be transferred to any other account without the approval of the Commission.

	(a)	Water (b)	Sewer (c)
3	Balance at Beginning of Year <i>(From last years report, Pg. 8)</i>	\$ 1,162,375	
4	<b>PLUS:</b> Additions During the Year <i>(Please provide a detailed explanation.)</i>		
5			
6			
7			
8			
9	<b>Total Additions</b>	\$ -	\$ -
10	<b>LESS:</b> Deductions During the Year <i>(Please provide a detailed explanation.)</i>		
11			
12			
13	Retire and cap off service connection, but no connection fee money returned = no entry here		
14			
15	<b>Total Deductions</b>	\$ -	\$ -
16	Balance at End of Year	\$ 1,162,375	\$ -
		<i>(Total to Pg. 5)</i>	<i>(Total to Pg. 5)</i>

**AMORTIZATION OF CONTRIBUTIONS IN AID OF CONSTRUCTION**

*(Please identify as Account Number 271A)*

17 **PLEASE CHOOSE FROM THE DROP DOWN BOX WHICH METHOD THE UTILITY UTILIZES FOR ITS RECORDS.** Distribution Method ▼

**Distribution Method**

	(a)	Water (b)	Sewer (c)
18	Balance of Amortization at First of Year <i>(not Total of CIAC line 3)</i>	\$ 501,862	
19	<b>Total Contributions in Aid at End of Year <i>(see above)</i></b>	\$ 1,162,375	\$ -
20	<b>Total Plant in Service at End of Year <i>(From Pg. W-5 or S-4)</i></b>	\$ 1,923,015	\$ -
21	Percentage Contributions to Plant	60.45%	0.00%
22	<b>Total Depreciation Expense <i>(From Pg. W-5 or S-4)</i></b>	\$ 57,227	\$ -
23	<b>Total Amortization of Contributions <i>(To Pg. W-1, S-1)</i></b>	\$ 34,591	\$ -
24	Balance at End of Year	\$ 536,453	\$ -
		<i>(Total to Pg. 5)</i>	<i>(Total to Pg. 5)</i>

**OR**

**Attached Method**

	(a)	Water (b)	Sewer (c)
25	Balance of Amortization at First of Year <i>(not Total of CIAC Line 3)</i>		
26	<b>Total Amortization of Contributions <i>(To Pg. W-1, S-1)</i></b>		
27	Balance at End of Year		
		<i>(Total to Pg. 5)</i>	<i>(Total to Pg. 5)</i>



**INTEREST EXPENSE, NOTES PAYABLE, BONDS, BANK LOANS AND OTHER DEBTS**

**INSTRUCTIONS:** Please report information for the **current annual reporting** year. List each separate item of debt. Please identify the named borrower for each debt, if different from the company. Show principal amount to which each interest rate applies. Include all items on which interest was paid during the year. Use additional worksheets if necessary.

	Type of Debt (i.e., Notes Payable, Bonds, Bank Loans, Shareholder Loans, Affiliate Loans, etc.) (a)	Contact Information of Each Lender (Name, Address, Phone No., Email) (b)	Origination Date (c)	Initial Loan Amount (d)	Interest Rate (e)	Type of Interest Rate: (Fixed, Variable) (f)	Frequency of Payments (Semi-Monthly, Monthly, Quarterly, Annually, etc.) (g)	Balance of Loan at Year End		Date of Maturity (j)	Debt Paid off During Year? Y or N (k)	Total Interest Paid During the Year (l)	Interest Paid - Charged To:	
								Long Term Debt (Over one year.) (h)	Short Term Debt (Less than one year.) (i)				Water Utility (m)	Sewer Utility (n)
3	Shareholder Loan	Lavada F. Cottrill, Trustee of the Lavada F. Cottrill Revocable Trust u/a dated June 5, 2006 303 Ficus Road Clever, Mo 65631	10/15/12	\$ 16,500	6.00%	F	monthly	\$ 30,000	\$ -	12/15/21	N	\$ 1,395	\$ 1,395	
4														
5														
6														
7														
8														
9	<b>Total</b>							\$ 30,000.00	\$ -			\$ 1,395	\$ 1,395	\$ -
								(Totals to Page 5)					(Total to Pg. W-1)	
													(Total to Pg. S-1)	

10 If the answer to column (f) is variable, please explain the method used for the interest rate calculation below with corresponding line number from above.




1

For the calendar year of January 1 - December 31, 2020

2 Company Name: **RDE Water Company****WATER OPERATING REVENUES, EXPENSES AND STATISTICS**

	Description (a)	Amount (b)
3	<b>Total Revenues</b> <i>(From Pg. W-2)</i>	\$ 299,974
	<b><u>Operating Expenses</u></b>	
4	Salaries & Wages <i>(From Pg. 6)</i>	\$ 73,658
5	Employee Pensions and Benefits	\$ 11,672
6	Purchased Water	
7	Plant Operations Expenses <i>(From Pg. W-3, Line 12)</i>	\$ 51,747
8	Billing Expenses	\$ 18,886
9	Supplies and Expenses	\$ 3,542
10	Transportation Expenses	\$ 4,100
11	Rent Expense	\$ 4,700
12	Insurance Expense	\$ 10,417
13	Outside Services Employed <i>(e.g., Legal, Accounting, etc.) (From Pg.7)</i>	\$ -
14	Regulatory Commission Expenses	\$ 1,382
15	Uncollectible Expenses	
16	Depreciation Expense <i>(From Pg. W-5, Line 49)</i>	\$ 57,227
17	Amoritization of Contributions in Aid of Construction <i>(From Page 8)</i>	\$ (34,591)
18	Amortization Expense	
19	Tax Expenses <i>(e.g., Property, State, Federal, etc. ) (From Pg. W-3, Line 20)</i>	\$ 591
20	Interest Expense <i>(From Pg. 9)</i>	\$ 1,395
21	Other Expenses	
22	<b>Total Operating Expenses</b>	\$ 204,726
23	<b>Net Income (LOSS)</b> - <i>(A negative number indicated by ( ) represents a loss.)</i>	\$ 95,248

 Indicates a link to another worksheet within workbook

 Indicates formula cell(s)



*(To be used when filing under seal.)*



1

For the calendar year of January 1 - December 31, 2020

2 Company Name: **RDE Water Company****WATER OPERATING REVENUES, EXPENSES AND STATISTICS (Continued)***(Please indicate if metered amounts are in cubic feet measurements.)*

Description (a)	No. of Customers		No. of Gallons Sold (000's Omitted) (d)	Revenue Amount (e)
	Beginning of Year (b)	End of Year (c)		
<b><u>Unmetered Sales of Water</u></b>				
3 Residential - Single Family			XXXX	
4 Residential - Apartments			XXXX	
5 Residential - Mobile Homes			XXXX	
6 Commercial			XXXX	
7 Other Sales to Public Authorities			XXXX	
8 Other			XXXX	
9 <b>Total Unmetered Sales</b>	0	0		\$ -
<b><u>Metered Sales of Water</u></b>				
10 5/8" Meter	999	1,097	0	\$ 221,883
11 3/4" Meter				
12 1" Meter	50	48	0	\$ 28,279
13 1 1/2" Meter				
14 2" Meter	17	18	0	\$ 22,155
15 Other	1	2	0	\$ 27,657
16 <b>Total Metered Sales</b>	1,067	1,165	0	\$ 299,974
<b><u>Tariffed Operating Revenues</u></b>				
17 Late Payment Fees				
18 Returned Check Fees				
19 Inspection Fees				
20 Reconnect Fees				
21 Other Revenue				
22 <b>Total Operating Revenues</b> (From Tariffed Services) (To Pg. 1, line 9)				\$ 299,974
<b><u>Non Tariffed Revenues</u></b>				
23 Rent Income				
24 Other Income, (e.g., from Merchandising, Jobbing & Contract Work, etc.)				
25 <b>Total Non-Tariffed Revenues</b> (To Pg. 1, Line 10)				\$ -
26 <b>Total Revenues</b> * (To Pg. 1, Line 11)				\$ 299,974
(Total to Pg. W-1 and Pg. 1)				

\* **Total Operating Revenues should match Statement of Revenue (MOPSC Assessment).** Indicates a link to another worksheet within workbook

 Indicates formula cell(s)




1 For the calendar year of January 1 - December 31, 2020

2 Company Name: **RDE Water Company**

**WATER OPERATING REVENUES, EXPENSES AND STATISTICS (Continued)**

Description of Expenses (a)	Amount (b)
<b><u>Plant Operations Expenses</u></b>	
3 Repairs of Water Plant - Pump Repair	
4 Repairs of Water Plant - Well Repair	
5 Repairs of Water Plant - Water Line Repair	\$ 19,308
6 Repairs of Water Plant - Equipment Repair	
7 Repairs of Water Plant - Other	
8 Fuel or Power Purchases for Pumping (i.e., Electric Bills, etc.)	\$ 31,953
9 Chemicals	\$ 286
10 Water Testing Expenses	\$ 200
11 Other Plant Operations Expenses	
12 <b>Total Plant Operations Expenses</b>	\$ 51,747
	(Total to Page W-1)
<b><u>Tax Expenses</u></b>	
13 Tax Expense - Property Taxes	
14 Tax Expense - Payroll Taxes	\$ 591
15 Tax Expense - Franchise Taxes	
16 Tax Expense - Other Taxes	
17 Tax Expense - Federal Income Taxes	
18 Tax Expense - State Income Taxes	
19 Tax Expense - Investment Tax Credits	
20 <b>Total Tax Expenses</b>	\$ 591
	(Total to Pg. W-1)

 Indicates a link to another worksheet within workbook

 Indicates formula cell(s)

(To be used when filing under seal.)



# **PUMPING AND PURCHASED WATER STATISTICS**

(Omit 000's in reporting number of gallons or cubic feet of water. Use additional sheets if necessary.)



GALLONS PUMPED INTO SYSTEM					
Please indicate measurements given are in gallons or cubic feet by choosing from the dropdown box.					Gallons
SERVICE MONTHS (Number of gallons pumped per month.) (a)	SOURCE OF SUPPLY (Please name <u>each</u> source below in columns b-e (i.e., Well #1, etc.)				TOTAL OF ALL METHODS (b+c+d+e=f) (f)
	well#1	well#2			
	(b)	(c)	(d)	(e)	
JANUARY					0
FEBRUARY					0
MARCH					0
APRIL					0
MAY					0
JUNE					0
JULY					0
AUGUST					0
SEPTEMBER					0
OCTOBER					0
NOVEMBER					0
DECEMBER					0
Totals for Year	0	0	0	0	0

Maximum Quantity Supplied to the System in Any One Day:  Minimum:

Range of Pressure in the Mains as Measured at the Highest Point on System:

If Water is Sold to Other Utilities for Resale, List Names, Addresses, Phone Numbers and Quantities Below:			
Name of Reseller	Address	Phone Number	Quantity

Page W-4

 Indicates a link to another worksheet within workbook  
 Indicates formula cell(s)

(To be used when filing under seal.)

1  
2 Company Name: **RDE Water Company**  
For the calendar year of January 1 - December 31, 2020



1

For calendar year of January 1 - December 31, 2020

2 Company Name:

RDE Water Company**WATER UTILITY PLANT IN SERVICE****DEPRECIATION EXPENSES AND RESERVE - WATER UTILITY PLANT**

Account Description (A)		USOA Account. No. Class B, C or D (B)	Plant Balance at Beginning of Year (C)	Additions During the Year (D)	Book Cost of Plant Retired* (E)	Cost of Removal* (F)	Salvage Credit* (G)	Plant Balance at End of Year (C+D-E) (H)	Reserve Balance at Beginning of Year (I)	Annual Depreciation Rate % (J)	Depreciation Expense** J*(C+H)/2 (K)	Reserve Balance at END of Year (I-E-F+G+K) (L)
<b><u>Intangible Plant</u></b>												
3	Organization	301						0				0
4	Franchise and Consents	302						0				0
5	Miscellaneous Intangible Plant	303	1,821					1,821				0
<b><u>Source of Supply Plant</u></b>												
6	Land and Land Rights	310	27,281					27,281				0
7	Structures and Improvements	311	35,702					35,702	19,975	2.5%	499	20,475
8	Collecting & Impounding Reservoirs	312						0				0
9	Lake, River, and Other Intakes	313						0				0
10	Wells and Springs	314	62,819					62,819	62,018	2%	1,240	63,258
11	Infiltration Galleries and Tunnels	315						0				0
12	Supply Mains	316						0				0
13	Other Water Source Plant	317						0				0
<b><u>Pumping Plant</u></b>												
14	Land and Land Rights	320						0				0
15	Structures and Improvements	321						0				0
16	Boiler Plant Equipment	322						0				0
17	Other Power Production Equipment	323						0				0
18	Submersible Electric Pumping	325.1	67,122					67,122	103,943	10%	10,394	114,337
19	High Service or Booster Pumps	325.2	64,653					64,653	156,995	10%	15,700	172,695
20	Diesel Pumping Equipment	326						0				0
21	Hydraulic Pumping Equipment	327						0				0
22	Other Pumping Equipment	328						0				0



1

For calendar year of January 1 - December 31, 2020

2 Company Name:

RDE Water Company**WATER UTILITY PLANT IN SERVICE****DEPRECIATION EXPENSES AND RESERVE - WATER UTILITY PLANT**

Account Description (A)		USOA Account. No. Class B, C or D (B)	Plant Balance at Beginning of Year (C)	Additions During the Year (D)	Book Cost of Plant Retired* (E)	Cost of Removal* (F)	Salvage Credit* (G)	Plant Balance at End of Year (C+D-E) (H)	Reserve Balance at Beginning of Year (I)	Annual Depreciation Rate % (J)	Depreciation Expense** J*(C+H)/2 (K)	Reserve Balance at END of Year (I-E-F+G+K) (L)
<u>Water Treatment Plant</u>												
23	Land and Land Rights	330						0				0
24	Structures and Improvements	331						0				0
25	Water Treatment Equipment	332						0				0
<u>Transmission &amp; Distribution Plant</u>												
26	Land and Land Rights	340						0				0
27	Structures and Improvements	341						0				0
28	Distribution Reservoirs & Standpipes	342	172,007					172,007	91,609	2.5%	2,290	93,899
29	Transmission & Distribution Mains	343	983,729					983,729	437,199	2%	8,744	445,943
30	Fire Mains	344	187,882					187,882	73,189	2%	1,464	74,653
31	Services	345	85,713					85,713	46,685	2.5%	1,167	47,852
32	Meters	346	29,490					29,490	21,337	10%	2,134	23,471
33	Meter Installations	347	69,097					69,097	63,314	10%	6,331	69,646
34	Hydrants	348	107,318					107,318	61,057	2%	1,221	62,278
35	Other Transmission & Distribution Plant	349						0				0
<u>General Plant - (Class B&amp;C are Same)</u>		B & C	D									
36	Land and Land Rights	389	370					0				0
37	Structures and Improvements	390	371					0				0
38	Office Furniture and Equipment	391	372	4,828				4,828	5,427	5%	271	5,698
39	Office Computer & Electronic Equipment	391.1	372.1	23,021				23,021	40,279	14.3%	5,760	46,039
40	Transportation Equipment	392	373					0				0
41	Other General Equipment	none	379					0				0
42	Stores Equipment	393	none					0				0



1

For calendar year of January 1 - December 31, 2020

2 Company Name:

RDE Water Company**WATER UTILITY PLANT IN SERVICE****DEPRECIATION EXPENSES AND RESERVE - WATER UTILITY PLANT**

Account Description (A)		USOA Account. No. Class B, C or D (B)		Plant Balance at Beginning of Year (C)	Additions During the Year (D)	Book Cost of Plant Retired* (E)	Cost of Removal* (F)	Salvage Credit* (G)	Plant Balance at End of Year (C+D-E) (H)	Reserve Balance at Beginning of Year (I)	Annual Depreciation Rate % (J)	Depreciation Expense** J*(C+H)/2 (K)	Reserve Balance at END of Year (I-E-F+G+K) (L)
43	Tools, Shop and Garage Equipment	394	none	532					532	208	5%	10	219
44	Laboratory Equipment	395	none						0				0
45	Power-operated Equipment	396	none						0				0
46	Communication Equipment	397	none						0				0
47	Miscellaneous Equipment	398	none						0				0
48	Other Tangible Property	399	none						0				0
49	Total Water Utility Plant In Service	Totals		1,923,015	0	0	0	0	1,923,015	1,183,237		57,227	1,240,464
									(Total to Pg. 4 & 8)			(Total to Pg. 8 & Pg. W-1)	(Total to Pg. 4)

 Indicates a link to another worksheet within workbook

 Indicates formula cell(s)


(To be used when filing under seal.)

\* All entries included in Columns "E", "F" and "G" should be supported by records that identify the property retired and the cost of removal or salvage in detail.

\*\* Annual Depreciation Expense should be calculated based upon actual in-service and retirement date(s) of new equipment and retirements during the period.

\*\* The depreciation expense formula provided is only an approximation assuming all activity for the year occurred mid year.

**NOTE:** All entries should be supported by records that identify the property being added or retired, its location, and its original cost in as much detail as reasonably possible.

If adjustments are included in Columns "E", "F" and/or "G", use additional sheets.

Comments:



1

For the calendar year of January 1 - December 31, 2020

2 Company Name:

RDE Water Company**PUMP INFORMATION**

Pump Manufacturer (a)	Type of Pump (i.e., High Service, Well, Standby, etc.) (b)	Capacity (c)	Date Installed (d)	Date of Last Motor Replacement (e)	Date of Last Pump Replacement (f)
3 Well #1, Reda 30 hp	Well	220	Sometime in 1989	7/1/89	8/1/89
4 Well #2, Franklin 75 hp	Well	650	12/9/15	12/9/15	Sometime in 1994
5					
6					
7					
8					
9					
10					
11					
12					

(To be used when filing under seal.)



1  
2 Company Name:

**RDE Water Company**

**WELL INFORMATION**

3	Description of Wells (a)	Well ID#/ Location	Well ID#/ Location	Well ID#/ Location	Well ID#/ Location
		Well #1, Reda 30 hp	Well #2, Franklin 75 hp		
		(b)	(c)	(d)	(e)
4	Year Constructed	1971	1989		
5	Type of Construction	Drilled	Drilled		
6	Type and Depth of Casing	Steel	Steel 545'		
7	Depth and Diameter of Well	1280' - 6"	1350' - 10"		
8	Yield of Well in Gallons per day	316800	936000		
	<b><u>Chemicals</u></b>				
9	Type -		Sodium Hypochlorite 12.5% solution		
10	Annual Cost -		\$ 2,001.00		
11	Annual Quantity -		640		

(To be used when filing under seal.)



**METERS AND METER SETTINGS**

	Customer Class (a)	Meter Size (b)	Total at Beginning of Year (c)	Total Number of Additions (d)	Total Number Removed or Disconnected (e)	Total at End of Year (f)
3	<u>Residential:</u>					
4		5/8"	845			845
5		1"	3			3
6		4"	1			1
7	<u>Other Customers:</u>					
8		5/8"	227			227
9		1", 2", 3"	63			63
10	<b>Total in Use by Customers</b>		1,139	0	0	1,139
11	<u>Not in Use: (i.e., Inventory)</u>					
12						0
13						0
14	<b>Total Meters</b>		1,139	0	0	1,139

**STORAGE FACILITIES**

	Type of Storage (i.e., Pneumatic, Ground, Standpipes, Elevated Tanks, etc.) (a)	Construction Material (b)	Last Date Painted if Applicable (indicate interior or exterior) (c)	Capacity (d)
15	Standpipe	Steel	in 2002	47,000
16	Ground Storage	Steel	in 2001	250,000
17				
18				
19				



**WATER MAINS (measurement in feet)**

	Kind of Pipe (i.e., Cast Iron, Galvanized, Iron, PVC, etc.) (a)	Diameter of Pipe (b)	Total at Beginning of Year (c)	Total Additions During the Year (d)	Total Removed or Abandoned During the Year (e)	Total at End of Year (f)
3	All PVC	10"	275			275
4		8"	8,632			8,632
5		6"	117,098			117,098
6		4"	9,669			9,669
7		2"	14,910			14,910
8						0
9						0
10						0
11						0
12						0
13						0
14						0
15						0
16	<b>Total Mains</b>		150,584	0	0	150,584

**SERVICE CONNECTIONS AVAILABLE FOR USE (from Main to Property Line)**

	Size and Type of Material (i.e., Iron, Copper, PVC, etc.) (a)	Total No. at Beginning of Year (b)	Total No. of Additions (c)	Total No. Retired or Abandoned (d)	Total No. at End of Year (e)
	<u>In Use:</u>				
17	1" PVC	794			794
18	2" PVC	268			268
19	3" PVC	1			1
20	4" PVC	2			2
	<u>For Future Use:</u>				
21		111			111
22					0
23					0
24					0
25	<b>Total of All Services</b>	1,176	0	0	1,176

1  
2 Company Name: **RDE Water Company**

For the calendar year of January 1 - December 31, 2020

Indicates formula cell(s)

(To be used when filing under seal.)






1 For the calendar year of January 1 - December 31, 2020

2 Company Name: **RDE Water Company**

**SEWER OPERATING REVENUES, EXPENSES AND STATISTICS**

	Description (a)	Amount (b)
3	<b>Total Revenues</b> <i>(From Page S-2)</i>	\$ -
	<b><u>Operating Expenses</u></b>	
4	Salaries & Wages <i>(From Pg. 6)</i>	\$ -
5	Employee Pensions and Benefits	
6	Purchased Water	
7	Plant Operations Expenses <i>(From Pg. S-3)</i>	\$ -
8	Billing Expenses	
9	Supplies and Expenses	
10	Transportation Expenses	
11	Rent Expense	
12	Insurance Expense	
13	Outside Services Employed <i>(e.g., Legal, Accounting, etc.) (From Pg. 7)</i>	\$ -
14	Regulatory Commission Expenses	
15	Depreciation Expense <i>(From Pg. S-4)</i>	\$ -
16	Amortization of Contributions in Aid of Construction <i>(From Pg. 8)</i>	\$ -
17	Amortization Expense	
18	Tax Expenses <i>(From Pg. S-3)</i>	\$ -
19	Interest Expense <i>(From Pg. 9)</i>	\$ -
20	Other Expenses	
21	<b>Total Operating Expenses</b>	\$ -
22	<b>Net Income (Loss)</b> - <i>(A negative number indicated by ( ) represents a loss.)</i>	\$ -

 Indicates a link to another worksheet within workbook  
 Indicates formula cell(s)

  
 (To be used when filing under seal.)



2 Company Name: **RDE Water Company****SEWER OPERATING REVENUES, EXPENSES AND STATISTICS (Continued)***(Please indicate if metered amounts are in cubic feet measurements.)*

Description of Revenues (a)		No. of Customers		No. of Gallons Sold (000's Omitted) (d)	Revenue Amount (e)
		Beginning of Year (b)	End of Year (c)		
<b><u>Flat Rate Sales</u></b>					
3	Residential - Single Family			XXXX	
4	Residential - Apartments			XXXX	
5	Residential - Mobile Homes			XXXX	
6	Commercial			XXXX	
7	Other Sales to Public Authorities			XXXX	
8	Other			XXXX	
9	<b>Total Unmetered Sales</b>	0	0	XXXX	\$ -
<b><u>Metered Sales Based on Gallon Usage</u></b>					
10	Residential - Single Family				
11	Residential - Apartments				
12	Residential - Mobile Homes				
13	Commercial				
14	Other Sales to Public Authorities				
15	Other				
16	<b>Total Metered Sales</b>	0	0	0	\$ -
<b><u>Tariffed Operating Revenues</u></b>					
17	Late Payment Fees				
18	Returned Check Fees				
19	Inspection Fees				
20	Reconnect Fees				
21	Other Revenue				
22	<b>Total Operating Revenues</b> (From Tariffed Services)(To Pg. 1, Line 12)				\$ -
<b><u>Non-Tariffed Revenues</u></b>					
23	Rent Income				
24	Other Income (e.g., from Merchandising, Jobbing & Contract Work, etc.)				
25	<b>Total Non-Tariffed Revenues</b> (To Pg. 1, Line 13)				\$ -
26	<b>Total Revenues</b> * (To Pg. 1, Line 14)				\$ -
(Totals to Pg. 1, Pg. S-1)					

\* **Total Revenues should match Statement of Revenue (MOPSC Assessment).**

Indicates a link to another worksheet within workbook

Indicates formula cell(s)

(To be used when filing under seal.)



1

For the calendar year of January 1 - December 31, 2020

2 Company Name: **RDE Water Company****SEWER OPERATING REVENUES, EXPENSES AND STATISTICS (Continued)**

Description (a)	Amount (b)
<b><u>Plant Operations Expenses</u></b>	
3 Contracted Maintenance Expenses	
4 Repairs of Sewer Plant - Pump Repair	
5 Repairs of Sewer Plant - Treatment Repair	
6 Repairs of Sewer Plant - Collecting Sewers and Manhole Repair	
7 Repairs of Sewer Plant - Equipment Repair	
8 Repairs of Sewer Plant - Other	
9 Utility Bills	
10 Chemicals	
11 Sludge Hauling Expenses	
12 Effluent Testing Expenses	
13 Other Plant Operations Expenses	
14 <b>Total Plant Operations Expenses</b>	\$ -
	(Total to Pg. S-1)
<b><u>Tax Expenses</u></b>	
15 Tax Expense - Property Taxes	
16 Tax Expense - Payroll Taxes	
17 Tax Expense - Franchise Taxes	
18 Tax Expense - Other Taxes	
19 Tax Expense - Federal Income Taxes	
20 Tax Expense - State Income Taxes	
21 Tax Expense - Investment Tax Credits	
22 <b>Total Tax Expenses</b>	\$ -
	(Total to Pg. S-1)



Indicates formula cell(s)



(To be used when filing under seal.)



Company Name: **RDE Water Company****SEWER UTILITY PLANT IN SERVICE****DEPRECIATION EXPENSES AND RESERVE - SEWER UTILITY PLANT**

Account Description (A)	USOA Account No. Class: B, C or D (B)	Plant Balance at Beginning of Year (C)	Additions During the Year (D)	Book Cost of Plant Retired* (E)	Cost of Removal* (F)	Salvage Credit* (G)	Plant Balance at End of Year (C+D-E) (H)	Reserve Balance at Beginning of Year (I)	Annual Depreciation Rate % (J)	Depreciation Expense** J*(C+H)/2 (K)	Reserve Balance at END of Year (I-E-F+G+K) (L)
				Retirement of Property							
<b><u>Intangible Plant</u></b>											
3 Organization	301	301					0				0
4 Franchise and Consents	302	302					0				0
5 Miscellaneous Intangible Plant	303	303					0				0
<b><u>Land &amp; Structures</u></b>											
6 Land and Land Rights	none	310					0				0
7 Structures and Improvements	none	311					0				0
<b><u>Collection Plant</u></b>											
8 Land and Land Rights	350	none					0				0
9 Structures and Improvements	351	none					0				0
10 Collection Sewer - Force	352.1	352.1					0				0
11 Collection Sewer - Gravity	352.2	352.2					0				0
12 Other Collection Plant Facilities	353	353					0				0
13 Services to Customers	354	354					0				0
14 Flow Measuring Devices	355	355					0				0
<b><u>Pumping Plant</u></b>											
15 Land and Land Rights	360	none					0				0
16 Structures and Improvements	361	none					0				0
17 Receiving Wells and Pump Pits	362	362					0				0
18 Other Pumping Equipment	363	363					0				0
<b><u>Treatment &amp; Disposal</u></b>											
19 Land and Land Rights	370	none					0				0
20 Structures and Improvements	371	none					0				0
21 Oxidation Lagoon	none	372					0				0
22 Treatment & Disposal Equipment	372	373					0				0



Company Name: **RDE Water Company**

**SEWER UTILITY PLANT IN SERVICE**

**DEPRECIATION EXPENSES AND RESERVE - SEWER UTILITY PLANT**

	Account Description (A)	USOA Account No. Class: B, C or D (B)		Plant Balance at Beginning of Year (C)	Additions During the Year (D)	Book Cost of Plant Retired* (E)	Cost of Removal* (F)	Salvage Credit* (G)	Plant Balance at End of Year (C+D-E) (H)	Reserve Balance at Beginning of Year (I)	Annual Depreciation Rate % (J)	Depreciation Expense** J*(C+H)/2 (K)	Reserve Balance at END of Year (I-E-F+G+K) (L)
		Retirement of Property											
23	Sewer Collection (Septic) Tanks	372.1	373.1						0				0
24	Plant Sewer	373	374						0				0
25	Outfall Sewer Lines	374	375						0				0
26	Other Treatment & Disposal Plant Equipment	375	376						0				0
	<u>General Plant</u>												
27	Land and Land Rights	389	none						0				0
28	Structures and Improvements	390	none						0				0
29	Office Furniture and Equipment	391	391						0				0
30	Office Computer & Electronic Equipment	391.1	391.1						0				0
31	Transportation Equipment	392	392						0				0
32	Other General Equipment	none	393						0				0
33	Stores Equipment	393	none						0				0
34	Tools, Shop and Garage Equipment	394	none						0				0
35	Laboratory Equipment	395	none						0				0
36	Power-operated Equipment	396	none						0				0
37	Communication Equipment	397	none						0				0
38	Miscellaneous Equipment	398	none						0				0
39	Total Sewer Utility Plant In Service	Totals		0	0	0	0	0	0	0		0	0
									(Total to Pg. 4 & Pg. 8)			(Total to Pg. 8 & Pg. S-1)	(Total to Pg. 4)

Indicates a link to another worksheet within workbook

Indicates formula cell(s)

\* All entries included in Columns "E", "F" and "G" should be supported by records that identify the property retired and the cost of removal or salvage in detail.

\*\* Annual Depreciation Expense should be calculated based upon actual in-service and retirement date(s) of new equipment and retirements during the period.

\*\* The depreciation expense formula provided is only an approximation assuming all activity for the year occurred mid year.

**NOTE:** All entries should be supported by records that identify the property being added or retired, its location, and its original cost in as much detail as reasonably possible. If adjustments are included in Columns "E", "F" and/or "G", use additional sheets.

Comments:



2 Company Name: RDE Water Company

**GENERAL INFORMATION**

3 Type of Treatment Facilities - Please describe (e.g., lagoon, mechanical or sand filter) and list all that apply.

4 What is the designed capacity of each treatment facility?

5 What percent of designed capacity of each facility is currently being utilized?

**SLUDGE**

6 Was sludge pumped and hauled from your facility? ☒ Y ☐ N Please provide the hauling provider information in the section below.

(If you have more than five (5) hauls during the year, only list the total annual amount.)

Name of Hauling Co.	Hauling Company's Facility/Location	Date of Haul	No. of Gallons Hauled	Rates Per Gallon	Total Cost of Removal
				Total Cost	\$ -

7 What is the ultimate disposal of waste solids (e.g. land application, disposal at qualified facility, etc.)?


8 List any equipment failure(s) that occurred during the year. Please list when failure(s) occurred and briefly describe them and any corrective measure(s) taken specifically major item(s), (i.e., problem(s) fixed was/were \$250 or above as listed on page 3). Denote "N/A", if applicable.

**COLLECTING SEWERS (measurement in feet)**

	Kind of Pipe (i.e. Cast Iron, VCP, PVC, etc.) (a)	Diameter of Pipe (b)	Total No. at Beginning of Year (c)	Total No. of Additions During the Year (d)	Total No. Removed or Abandoned During the Year (e)	Total No. at End of Year (f)
9	Force:					0
10						0
11	Gravity:					0
12						0
13						0

**LIFT STATIONS**

	Pumps: Name, Size, Type	Location	H.P.	GPM	TDH
14					
15					
16					
17					
18					
19					

 Indicates a formula cell



Company Name: RDE Water Company**VERIFICATION**

The foregoing report must be verified by the Oath of the President, Treasurer, General Manager or Receiver of the Company. The Oath required may be taken before any person authorized to administer an oath (Notary Public) by the laws of the State in which the same is taken.

**OATH**

State Of Missouri }  
 County Of Taney } ss:

Jeff Deffenderfer makes oath and says that  
**Name of Affiant** (Company Official/Representative)

s/he is General Manager  
**Official Title of the Affiant** (Company Official/Representative)

of RDE Water Company  
**Exact Legal Title or Name of the Respondent** (Certificated Company Name)

and is located at 1770 N Deffer Dr. Ste 4 Nixa, MO 65704 417-725-5305,  
**Address and Telephone Number of the Affiant** (Company Official/Representative)

that s/he has 1) examined the foregoing report; that to the best of his or her knowledge, information, and belief, all statements of fact contained in the said report are true and the said report is a correct statement of the business and affairs of the above-named respondent, and 2) examined (and updated as applicable) the Company's contact information in EFIS; to the best of his or her knowledge, information, and belief, all listed contacts are correct.

from January 1, 2020, to and including December 31, 2020  
 Month/Day Year Month/Day Year

**Under penalty of perjury, I declare that the foregoing is true  
 to the best of my knowledge and belief**

/s/ Jeff Deffenderfer

**Signature of Affiant** (Company Official/Representative)  
 (If electronic signatures are used, you **must** use "/s/" before the name.)



Company Name: **RDE Water Company**

For the calendar year January 1 - December 31, 2020

### VERIFICATION

The foregoing report must be verified by the Oath of the President, Treasurer, General Manager or Receiver of the Company.

### OATH

State Of Missouri }

County Of Taney }

ss:

Jeff Deffenderfer makes oath and says that  
Name of Affiant (Company Official/Representative)

s/he is General Manager

Official Title of the Affiant (Company Official/Representative)

of RDE Water Company

Exact Legal Title or Name of the Respondent (Certificated Company Name)

and is located at 1770 N Deffer Dr. Ste 4 Nixa, MO 65704 417-725-5305

Address and Telephone Number of the Affiant (Company Official/Representative)

that s/he has 1) examined the foregoing report; that to the best of his or her knowledge, information, and belief, all statements of fact contained in the said report are true and the said report is a correct statement of the business and affairs of the above-named respondent, and 2) examined (and updated as applicable) the Company's contact information in EFIS; to the best of his or her knowledge, information, and belief, all listed contacts are correct.

from January 1, 2020, to and including December 31, 2020  
Month/Day Year Month/Day Year

/s/ Jeff Deffenderfer

Signature of Affiant (Company Official/Representative)

(If electronic signatures are used, you must use "s/" before the name.)

Under penalty of perjury, I declare that the foregoing is true and correct to the best of my knowledge and belief.

/s/ Jeff Deffenderfer

Signature of Declarant

(If electronic signatures are used, you must use "s/" before the name.)

Missouri Revised Statutes § 392.210 or §393.140 and §509.030

See the Instructions for more information to complete this page.