

Riverfork Water Company

Company Full Certificated Name

*Do not abbreviate and include any Commission approved
AKA/DBA/Fictitious Name, if applicable.*

WATER and/or SEWER ANNUAL REPORT

SMALL COMPANY

(Fewer than 8,000 customers)

TO THE

MISSOURI PUBLIC SERVICE COMMISSION

FILED

MAY 21 2015

Missouri Public
Service Commission

January 1 - December 31, 2014

Please indicate which type of service the Company is certificated to provide by checking the appropriate box(es). *(Check all that apply.)*

☒ Water Service Provider

☐ Sewer Service Provider

Please choose one of the following filing type options:

☒ **Public Submission** *(NOT Highly Confidential)*

☐ **Non-Public Submission** *(Highly Confidential / Filed Under Seal)*

For this filing to be considered Highly Confidential, additional submission of materials is required pursuant to Commission rule 4 CSR 240-3.335 and/or 4 CSR 240-3.640, Section 392.210, RSMo., and/or Section 393.140, RSMo.

Issue Date: 12/17 /2014

Revised: 2/5/15, 3/2/15

(To be used when filing under seal.)

1 For the calendar year of January 1 - December 31, 2014

2 **Company Name:** Riverfork Water Company

2a **Parent Company Name:** Ozark International, Inc.
(if applicable)

3 **Company Street Address:** 786 Croley Blvd., Nixa, MO 65714

4 **Company Mailing Address:** P.O. Box 1080, Nixa, MO 65714

5 **Company Phone Number:** 417-725-3982

6 **Company E-mail Address:** hbrower@watertechozk.com

7 **Name, title, address, phone number, and e-mail of person(s) to contact concerning information contained in this report:**

7a	<u>Bert Brower - President</u>	<u>Name/Title</u>
7b	<u>P.O. Box 1080</u>	<u>Name/Title</u>
	<u>Mailing Address</u>	<u>Mailing Address</u>
7c	<u>786 Croley Blvd.</u>	<u>Mailing Address</u>
	<u>Street Address</u>	<u>Street Address</u>
7d	<u>Nixa MO 65714</u>	<u>Street Address</u>
	<u>City State Zip</u>	<u>City State Zip</u>
7e	<u>417-725-3982</u>	<u>Telephone Number</u>
	<u>Telephone Number</u>	<u>Telephone Number</u>
7f	<u>hbrower@watertechozk.com</u>	<u>E-mail Address</u>
	<u>E-mail Address</u>	<u>E-mail Address</u>

8 **Provide the Total Company and gross intrastate Operating Revenues (i.e., Missouri Jurisdictional) for Calendar Year 2014.**



(BOTH COLUMNS MUST BE COMPLETED)

Water Revenues	**	MO Jurisdictional	**	**	Total Company	**
9 Total Operating Revenues (From Pg. W-2, Line 22)		\$ 51,508.39			\$ 51,508.39	
10 Total Non-Tariffed Revenues (Pg. W-2, Line 25)		\$ 1,800.00			\$ 1,800.00	
11 TOTAL REVENUES (From Pg. W-2, line 26)		\$ 53,308.39			\$ 53,308.39	

(Total MO Jurisdictional Revenue (Line 11 above) should match Statement of Revenue (MoPSC Assessment).

Sewer Revenues	**	MO Jurisdictional	**	**	Total Company	**
12 Total Operating Revenues (From Pg. S-2, Line 19)		\$ -				
13 Total Non-Tariffed Revenues (From Pg. S-2, Line 22)		\$ -				
14 TOTAL REVENUES (From Pg. S-2, Line 26)		\$ -			\$ -	

(Total MO Jurisdictional Revenue (Line 14 above) should match Statement of Revenue (MoPSC Assessment).

 Indicates a link to or from another worksheet within workbook
 Indicates formula cell(s)

▼

(To be used when filing under seal.)

For the calendar year of January 1 - December 31, 2014

Company Name: Riverfork Water Company

CAPITAL STOCK (COMMON AND PREFERRED)

Class and Series of Stock (a)	Total Number of Shares Authorized (b)	Par or Stated Value Per Share (c)	Total Number of Shares Issued (d)	Current Book Value of Issued Shares of Stock (e)
Common	30,000	\$ 1.00	100	\$ 100
				\$ -
				\$ -
				\$ -
				\$ -
Total Value				\$ 100

SECURITY HOLDERS AND VOTING POWERS

Report below the NAMES and ADDRESSES of the 10 stockholders who, at the end of the year, had the greatest voting powers in the respondent, AND STATE THE NUMBER OF VOTES each would have had a right to cast on that date. If any such holder held in trust, give the nature of the trust and the beneficial owner. Show also total votes of ALL securities with voting powers.

Names and Addresses (a)	Number of Votes (b)
Bert Brower, P.O. Box 1080, Nixa, MO 65714	55
Mike Potter, P.O. Box 1080, Nixa, MO 65714	35
Mark Heiskell, P.O. Box 1080, Nixa, MO 65714	10
Total Number of Votes Held by Above	100
Total Number of Votes of All Securities with Voting Rights	

Identify the principal or general officers of the company at the end of the year. Please include an additional sheet, if enough space is not provided on this page, to completely provide the requested information.

Title of General Officer(s)	Name of Person Holding Office
President	Bert Brower
Vice President	Mike Potter
Secretary	Mark Heiskell

Indicates formula cell(s)

(To be used when filing under seal.)

1
2
3
4
5
6
7
8
9
10
11
12
13
14
15
16
17
18
19
20
21
22
23
24
25
26

For the calendar year of January 1 - December 31, 2014

Company Name: Riverfork Water Company

Describe **MAJOR** transactions occurring during the year which will have a effect on operations, such as rate changes, replacement of major equipment and other abnormal cash expenditures of \$250 or more. *(Dollar amounts to be recorded on Page W-5 and/or Page S-4 columns d and/or e.)*

Rozell Engineering - Engineered plans for new well - \$5225.00

Gary Bowman - \$689.73 - Remove damaged roof and replace rafters and decking - reroof

▼

(To be used when filing under seal.)

1 For the calendar year of January 1 - December 31, 2014


2 Company Name: Riverfork Water Company


NOTE: Please do not try to type over formulas. Totals will calculate automatically in this spreadsheet.

BALANCE SHEET
WATER AND SEWER OPERATIONS
ASSETS

	Account Description (a)	**	Amount (b)	**
3	Water Plant In Service (From Pg. W-5)		\$ 284,543	
4	LESS: Water Depreciation Reserve (From Pg. W-5)		\$ 185,751	
5	Net Water Plant in Service (Line 3 MINUS Line 4) (From Pg. W-5)		\$ 98,791	
6	Water Materials and Supplies			
7	Water Construction Work in Progress			
8	Water Plant Held for Future Use			
9	Water Plant Acquisition Adjustment			
10	Sewer Plant in Service (From Pg. S-4)		\$ -	
11	LESS: Sewer Depreciation Reserve (From Pg. S-4)		\$ -	
12	Net Sewer Plant in Service (Line 10 MINUS Line 11) (From Pg. S-4)		\$ -	
13	Sewer Materials and Supplies			
14	Sewer Construction Work in Progress			
15	Sewer Plant Held for Future Use			
16	Sewer Plant Acquisition Adjustment			
17	Other Plant			
18	Cash		\$ 1,358	
19	Accounts Receivable (i.e., Amounts due from customers or other parties.)		\$ 427	
20	Other Assets			
21	Total Assets*		\$ 100,577	

* Total Assets should balance with Total Equity and Liabilities on Page 5 (see instructions).
Difference between Equity & Liabilities and Assets (from Pg. 5).

 Indicates a link to another worksheet within workbook

 Indicates formula cell(s)



(To be used when filing under seal.)

1 For the calendar year of January 1 - December 31, 2014

2 Company Name: Riverfork Water Company

NOTE: Please do not try to type over formulas. Totals will calculate automatically in this spreadsheet.

BALANCE SHEET
WATER AND SEWER OPERATIONS
EQUITY AND LIABILITIES

	Account Description (a)	**	Amount (b)	**
3	Capital Stock (From Page 2)		\$ 100	
4	Retained Earnings		\$ 65,655	
5	Long-Term Debt (banks, etc.- over 1 year) (From Pg. 9)		\$ 16,112	
6	Short-Term Debt (banks, etc.- less than 1 year) (From Pg. 9)		\$ -	
7	Water Customer Deposits		\$ 1,139	
8	Water Advances for Construction			
9	Water Contributions In Aid of Construction (From Pg. 8, Line 16)		\$ 57,220	
10	LESS: Water Amortization of Contributions In Aid of Construction (From Page 8, line 23)		\$ 39,549	
11	Net Water Contributions In Aid of Construction (i.e., Line 9 MINUS Line 10)		\$ 17,671	
12	Sewer Customer Deposits			
13	Sewer Advances for Construction			
14	Sewer Contributions In Aid of Construction (From Pg. 8, Line 16)		\$ -	
15	LESS: Sewer Amortization of Contributions In Aid of Construction (From Page 8, line 23)		\$ -	
16	Net Sewer Contributions In Aid of Construction (i.e., Line 14 MINUS Line 15)		\$ -	
17	Deferred Taxes - ITC			
18	Deferred Taxes - Other			
19	Accounts Payable; (Amounts owed to other parties; other than debt listed above.)			
20	Other Liabilities			
21	Total Equity and Liabilities*		\$ 100,677	

* Total Equity and Liabilities should balance with Total Assets on Pg. 4 (see instructions).
Difference between Equity & Liabilities and Assets (From Pg. 4).

- Indicates a link to another worksheet within workbook
- Indicates formula cell(s)

(To be used when filing under seal.)

1 2

Company Name: Riverfork Water Company

For the calendar year of January 1 - December 31, 2014

Page 6

(To be used when filing under seal.)

Company Name: Riverfork Water Company

CONTRIBUTIONS IN AID OF CONSTRUCTION

INSTRUCTIONS: This account shall include donations or contributions in cash, services, or property for construction purposes. The records supporting the entries to this account shall be so kept that the utility can furnish information as to the purpose of each donation, the conditions, if any, upon which it was made, the amount of each donation, and the amount applicable to each utility department. The credits (deductions) to this account shall not be transferred to any other account without the approval of the Commission.

(a)	Water (b)	Sewer (c)
Balance at Beginning of Year <i>(From last years report, Pg. 9)</i>	\$ 57,220	
PLUS: Additions During the Year <i>(Please provide a detailed explanation.)</i>		
Total Additions	\$ -	\$ -
LESS: Deductions During the Year <i>(Please provide a detailed explanation.)</i>		
Total Deductions	\$ -	\$ -
Balance at End of Year	\$ 57,220	\$ -
	<i>(Total to Pg. 5)</i>	<i>(Total to Pg. 5)</i>

AMORTIZATION OF CONTRIBUTIONS IN AID OF CONSTRUCTION*(Please identify as Account Number 271A)***PLEASE CHOOSE FROM THE DROP DOWN BOX WHICH METHOD THE UTILITY UTILIZES FOR ITS RECORDS**

Distribution Method ▼

Distribution Method

(a)	Water (b)	Sewer (c)
Balance of Amortization at First of Year <i>(not Total of CIAC line 3)</i>	\$ 37,081	
Total Contributions in Aid at End of Year <i>(see above)</i>	\$ 57,220	\$ -
Total Plant in Service at End of Year <i>(From Pg. W-5 or S-4)</i>	\$ 284,543	\$ -
Percentage Contributions to Plant	20.11%	0.00%
Total Depreciation Expense <i>(From Pg. W-5 or S-4)</i>	\$ 12,275	\$ -
Total Amortization of Contributions <i>(To Pg. W-1, S-1)</i>	\$ 2,468	\$ -
Balance at End of Year	\$ 39,549	\$ -
	<i>(Total to Pg. 5)</i>	<i>(Total to Pg. 5)</i>

OR**Attached Method**

(a)	Water (b)	Sewer (c)
Balance of Amortization at First of Year <i>(not Total of CIAC Line 3)</i>		
Total Amortization of Contributions <i>(To Pg. W-1, S-1)</i>		
Balance at End of Year		
	<i>(Total to Pg. 5)</i>	<i>(Total to Pg. 5)</i>

Indicates a link to another worksheet within workbook

Indicates formula cell(s)

INTEREST EXPENSE, NOTES PAYABLE, BONDS, BANK LOANS AND OTHER DEBTS

INSTRUCTIONS: Please report information for the **current annual reporting** year. List each separate item of debt. Please identify the named borrower for each debt, if different from the company. Show principal amount to which each interest rate applies. Include all items on which interest was paid during the year. Use additional worksheets if necessary.

1
2 Company Name: Riverbark Water Company
For the calendar year of January 1 - December 31 2014

	Type of Debt (i.e., Notes Payable, Bonds, Bank Loans, Shareholder Loans, Affiliate Loans, etc.) (a)	Contact Information of Each Lender (Name, Address, Phone No., Email) (b)	Origination Date (c)	Initial Loan Amount (d)	Interest Rate (e)	Type of Interest Rate: (Fixed, Variable) (f)	Frequency of Payments (Semi-Monthly, Monthly, Quarterly, Annually, etc.) (g)	Balance of Loan at Year End		Date of Maturity (h)	Total Interest Paid During the Year (k)	Interest Paid - Charged To:	
								Long Term Debt (Over one year.) (h)	Short Term Debt (Less than one year.) (i)			Water Utility (l)	Sewer Utility (m)
3	Shareholder Loan	Bert Brower	1/1/13	\$ 5,754	0.00%	Fixed	Annually	\$ 12,946		Never	\$ -		
4	Affiliate Loans	Ozark International Inc. (Parent Company)	1/1/11	\$ 2,000	0.00%	Fixed	Annually	\$ 2,000		Never	\$ -		
5	Shareholder Loan	Bert Brower	12/31/14	\$ 1,167	0.00%	Fixed	Annually	\$ 1,167		Never	\$ -		
6													
7													
8													
9	Total							\$ 16,112	\$ -		\$ -	\$ -	\$ -
								(Totals to Page 5)				(Total to Pg. W-1)	
												(Total to Pg. S-1)	

10 If the answer to column (f) is variable, please explain the method used for the interest rate calculation below with corresponding line number from above.

Page 9

Indicates formula cell(s)

(To be used when filing under seal.)


1

For the calendar year of January 1 - December 31, 2014

2 Company Name: Riverfork Water Company**WATER OPERATING REVENUES, EXPENSES AND STATISTICS**

	Description (a)	Amount (b)
3	Total Revenues <i>(From Pg. W-2)</i>	\$ 53,308
	<u>Operating Expenses</u>	
4	Salaries & Wages <i>(From Pg. 6)</i>	\$ 4,971
5	Employee Pensions and Benefits	
6	Purchased Water	
7	Plant Operations Expenses <i>(From Pg. W-3, Line 12)</i>	\$ 7,958
8	Billing Expenses	\$ 1,499
9	Supplies and Expenses	\$ 1,656
10	Transportation Expenses	\$ 1,399
11	Rent Expense	\$ 840
12	Insurance Expense	
13	Outside Services Employed <i>(e.g., Legal, Accounting, etc.) (From Pg.7)</i>	\$ 7,440
14	Regulatory Commission Expenses	\$ 412
15	Uncollectible Expenses	\$ 105
16	Depreciation Expense <i>(From Pg. W-5, Line 49)</i>	\$ 12,275
17	Amortization of Contributions in Aid of Construction <i>(From Page 8)</i>	\$ (2,468)
18	Amortization Expense	
19	Tax Expenses <i>(e.g., Property, State, Federal, etc.) (From Pg. W-3, Lines 13-19)</i>	\$ 421
20	Interest Expense <i>(From Pg. 9)</i>	\$ -
21	Other Expenses	
22	Total Operating Expenses	\$ 36,507
23	Net Income (Loss) - <i>(A negative number indicated by () represents a loss.)</i>	\$ 16,802

 Indicates a link to another worksheet within workbook

 Indicates formula cell(s)

(To be used when filing under seal.)

2 Company Name: Riverfork Water Company**WATER OPERATING REVENUES, EXPENSES AND STATISTICS** *(Continued)**(Please indicate if metered amounts are in cubic feet measurements.)*

Description (a)	No. of Customers		No. of Gallons Sold (000's Omitted) (d)	Revenue Amount (e)
	Beginning of Year (b)	End of Year (c)		
<u>Unmetered Sales of Water</u>				
3 Residential - Single Family			XXXX	
4 Residential - Apartments			XXXX	
5 Residential - Mobile Homes			XXXX	
6 Commercial			XXXX	
7 Other Sales to Public Authorities			XXXX	
8 Other			XXXX	
9 Total Unmetered Sales	0	0		\$ -
<u>Metered Sales of Water</u>				
10 5/8" Meter	135	135	8,898,400	\$ 51,508
11 3/4" Meter	8	8	0	\$ -
12 1" Meter				
13 1 1/2" Meter				
14 2" Meter				
15 Other				
16 Total Metered Sales	143	143	8,898,400	\$ 51,508
<u>Tariffed Operating Revenues</u>				
17 Late Payment Fees				
18 Returned Check Fees				
19 Inspection Fees				
20 Reconnect Fees				
21 Other Revenue				
22 Total Operating Revenues (From Tariffed Services) (To Pg. 1, line 9)				\$ 51,508
<u>Non Tariffed Revenues</u>				
23 Rent Income				
24 Other Income, (e.g., from Merchandising, Jobbing & Contract Work, etc.)				\$ 1,800
25 Total Non-Tariffed Revenues (To Pg. 1, Line 10)				\$ 1,800
26 Total Revenues * (To Pg. 1, Line 11)				\$ 53,308
(Total to Pg. W-1 and Pg. 1)				

* Total Operating Revenues should match Statement of Revenue (MOPSC Assessment).



Indicates a link to another worksheet within workbook

Indicates formula cell(s)

1 For the calendar year of January 1 - December 31, 2014
 2 Company Name: Riverfork Water Company

WATER OPERATING REVENUES, EXPENSES AND STATISTICS (Continued)

Description of Expenses (a)	Amount (b)
<u>Plant Operations Expenses</u>	
3 Repairs of Water Plant - Pump Repair	
4 Repairs of Water Plant - Well Repair	
5 Repairs of Water Plant - Water Line Repair	
6 Repairs of Water Plant - Equipment Repair	
7 Repairs of Water Plant - Other	
8 Fuel or Power Purchases for Pumping (<i>i.e., Electric Bills, etc.</i>)	\$ 4,848
9 Chemicals	\$ 2,730
10 Water Testing Expenses	\$ 380
11 Other Plant Operations Expenses	
12 Total Plant Operations Expenses	\$ 7,958
	(Total to Page W-1)
<u>Tax Expenses</u>	
13 Tax Expense - Property Taxes	
14 Tax Expense - Payroll Taxes	\$ 421
15 Tax Expense - Franchise Taxes	
16 Tax Expense - Other Taxes	
17 Tax Expense - Federal Income Taxes	
18 Tax Expense - State Income Taxes	
19 Tax Expense - Investment Tax Credits	
20 Total Tax Expenses	\$ 421
	(Total to Pg. W-1)

-  Indicates a link to another worksheet within workbook
 Indicates formula cell(s)

(To be used when filing under seal.)

PUMPING AND PURCHASED WATER STATISTICS



(Omit 000's in reporting number of gallons or cubic feet of water. Use additional sheets if necessary.)

GALLONS PUMPED INTO SYSTEM					
Please indicate measurements given are in gallons or cubic feet by choosing from the dropdown box.					Gallons ▼
SERVICE MONTHS (Number of gallons pumped per month.) (a)	SOURCE OF SUPPLY (Please name <u>each</u> source below in columns b-e (i.e., Well #1, etc.)				TOTAL OF ALL METHODS (b+c+d+e=f) (f)
	Well #1				
	(b)	(c)	(d)	(e)	
JANUARY	806,500				806,500
FEBRUARY	610,500				610,500
MARCH	565,700				565,700
APRIL	854,000				854,000
MAY	768,600				768,600
JUNE	861,000				861,000
JULY	909,700				909,700
AUGUST	983,300				983,300
SEPTEMBER	1,110,000				1,110,000
OCTOBER	763,900				763,900
NOVEMBER	633,400				633,400
DECEMBER	645,900				645,900
Totals for Year	9,512,500	0	0	0	9,512,500

18 Maximum Quantity Supplied to the System in Any One Day: Minimum:

19 Range of Pressure in the Mains as Measured at the Highest Point on System:

If Water is Sold to Other Utilities for Resale, List Names, Addresses, Phone Numbers and Quantities Below:			
Name of Reseller	Address	Phone Number	Quantity

 Indicates a link to another worksheet within workbook
 Indicates formula cell(s)

▼
(To be used when filing under seal.)

Company Name: Riverfork Water Company

For the calendar year of January 1 - December 31 2014

1

For calendar year of January 1 - December 31, 2014

2 Company Name:

Riverfork Water Company

WATER UTILITY PLANT IN SERVICE**DEPRECIATION EXPENSES AND RESERVE - WATER UTILITY PLANT**

Account Description (A)	Account. No. (B)	Plant Balance at Beginning of Year (C)	Additions During the Year (D)	Book Cost of Plant Retired* (E)	Cost of Removal* (F)	Salvage Credit* (G)	Plant Balance at End of Year (C+D-E) (H)	Reserve Balance at Beginning of Year (I)	Annual Depreciation Rate % (J)	Depreciation Expense** J*(C+H)/2 (K)	Reserve Balance at END of Year (I-E-F+G+K) (L)
				Retirement of Property							
<u>Intangible Plant</u> 3 Organization 4 Franchise and Consents 5 Miscellaneous Intangible Plant <u>Source of Supply Plant</u> 6 Land and Land Rights 7 Structures and Improvements 8 Collecting & Impounding Reservoirs 9 Lake, River, and Other Intakes 10 Wells and Springs 11 Infiltration Galleries and Tunnels 12 Supply Mains 13 Other Water Source Plant <u>Pumping Plant</u> 14 Land and Land Rights 15 Structures and Improvements 16 Boiler Plant Equipment 17 Other Power Production Equipment 18 Submersible Electric Pumping 19 High Service or Booster Pumps 20 Diesel Pumping Equipment 21 Hydraulic Pumping Equipment 22 Other Pumping Equipment	Class B, C or D										
	301	3,466					3,466				0
	302						0				0
	303						0				0
	310	3,940					3,940				0
	311	11,341	690				12,031	5,580	2.50%	301	5,881
	312						0				0
	313						0				0
	314	15,700					15,700	7,536	2.00%	314	7,850
	315						0				0
	316						0				0
	317						0				0
	320						0				0
	321						0				0
	322						0				0
	323						0				0
	325.1						0				0
	325.2	28,335					28,335	32,526	10.00%	2,834	35,360
	326						0				0
	327						0				0
	328						0				0

1

For calendar year of January 1 - December 31, 2014

2 Company Name:

Riverfork Water Company

WATER UTILITY PLANT IN SERVICE**DEPRECIATION EXPENSES AND RESERVE - WATER UTILITY PLANT**

Account Description (A)		Account. No. (B)	Plant Balance at Beginning of Year (C)	Additions During the Year (D)	Book Cost of Plant Retired* (E)	Cost of Removal* (F)	Salvage Credit* (G)	Plant Balance at End of Year (C+D-E) (H)	Reserve Balance at Beginning of Year (I)	Annual Depreciation Rate % (J)	Depreciation Expense** J*(C+H)/2 (K)	Reserve Balance at END of Year (I-E-F+G+K) (L)
<u>Water Treatment Plant</u>												
23	Land and Land Rights	330						0				0
24	Structures and Improvements	331						0				0
25	Water Treatment Equipment	332	3,000					3,000	1,341	2.90%	87	1,428
<u>Transmission & Distribution Plant</u>												
26	Land and Land Rights	340						0				0
27	Structures and Improvements	341						0				0
28	Distribution Reservoirs & Standpipes	342	52,893					52,893	31,736	2.50%	1,322	33,058
29	Transmission & Distribution Mains	343	110,860					110,860	48,014	2.00%	2,217	50,231
30	Fire Mains	344						0				0
31	Services	345						0				0
32	Meters	346	52,005					52,005	48,450	10.00%	5,201	53,651
33	Meter Installations	347						0				0
34	Hydrants	348						0				0
35	Other Transmission & Distribution Plant	349						0				0
<u>General Plant - (Class B&C are Same)</u>		B & C	D									
36	Land and Land Rights	389	370					0				0
37	Structures and Improvements	390	371					0				0
38	Office Furniture and Equipment	391	372					0	-1,430			-1,430
39	Office Computer & Electronic Equipment	391.1	372.1					0				0
40	Transportation Equipment	392	373					0	-70			-70
41	Other General Equipment	none	379					0	-207			-207
42	Stores Equipment	393	none					0				0

1

For calendar year of January 1 - December 31, 2014

2 Company Name: Riverfork Water Company

WATER UTILITY PLANT IN SERVICE**DEPRECIATION EXPENSES AND RESERVE - WATER UTILITY PLANT**

Account Description (A)			Account. No. (B)		Plant Balance at Beginning of Year (C)	Additions During the Year (D)	Book Cost of Plant Retired* (E)	Cost of Removal* (F)	Salvage Credit* (G)	Plant Balance at End of Year (C+D-E) (H)	Reserve Balance at Beginning of Year (I)	Annual Depreciation Rate % (J)	Depreciation Expense** J*(C+H)/2 (K)	Reserve Balance at END of Year (I-E-F+G+K) (L)
44	Laboratory Equipment		395	none						0				0
45	Power-operated Equipment		396	none						0				0
46	Communication Equipment		397	none	2,313					2,313				0
47	Miscellaneous Equipment		398	none						0				0
48	Other Tangible Property		399	none						0				0
49	Total Water Utility Plant In Service		Totals		283,853	690	0	0	0	284,543	173,476		12,275	185,751
					(Total to Pages 4 & 9)					(Total to Pg.8)	(Total to Pg. 8 & Pg. W-1)			(Total to Pg. 4)

 Indicates a link to another worksheet within workbook

 Indicates formula cell(s)

(To be used when filing under seal.)

* All entries included in Columns "E", "F" and "G" should be supported by records that identify the property retired and the cost of removal or salvage in detail.

** Annual Depreciation Expense should be calculated based upon actual in-service and retirement date(s) of new equipment and retirements during the period.

** The depreciation expense formula provided is only an approximation assuming all activity for the year occurred mid year.

NOTE: All entries should be supported by records that identify the property being added or retired, its location, and its original cost in as much detail as reasonably possible. If adjustments are included in Columns "E", "F" and/or "G", use additional sheets.

1

For the calendar year of January 1 - December 31, 2014

2 Company Name:

Riverfork Water Company

PUMP INFORMATION

Pump Manufacturer (a)	Type of Pump (i.e., High Service, Well, Standby, etc.) (b)	Capacity (c)	Date Installed (d)	Date of Last Motor Replacement (e)	Date of Last Pump Replacement (f)
3 STA-Rite	10 HP Pump & Motor	60 GPM	9/9/02		
4 Removed - no longer in service	10 HP 1 Phase Booster Station		6/18/01	12/13/04	
5					
6					
7					
8					
9					
10					
11					
12					

1 For the calendar year of January 1 - December 31, 2014

2 Company Name: Riverfork Water Company

WELL INFORMATION

3	Description of Wells (a)	Well ID#/ Location	Well ID#/ Location	Well ID#/ Location	Well ID#/ Location
		Well #1			
		(b)	(c)	(d)	(e)
4	Year Constructed	1988			
5	Type of Construction	State Approved Community Well			
6	Type and Depth of Casing	Carbon Steel/450 ft.			
7	Depth and Diameter of Well	723' x 6"			
8	Yield of Well in Gallons per day	86,400			
	<u>Chemicals</u>				
9	Type -	Chlorine			
10	Annual Cost -	\$ 2,730.00			
11	Annual Quantity -	780			

(To be used when filing under seal.)

METERS AND METER SETTINGS

	Customer Class (a)	Meter Size (b)	Total at Beginning of Year (c)	Total Number of Additions (d)	Total Number Removed or Disconnected (e)	Total at End of Year (f)
3	Residential:					
4		5/8"	135			135
5		1"	8			8
6						0
7	Other Customers:					
8						0
9						0
10	Total in Use by Customers		143	0	0	143
11	Not in Use: (i.e., Inventory)					
12		5/8"	26			26
13		1"	1			1
14	Total Meters		170	0	0	170

STORAGE FACILITIES

	Type of Storage (i.e., Pneumatic, Ground, Standpipes, Elevated Tanks, etc.) (a)	Construction Material (b)	Last Date Painted if Applicable (indicate interior or exterior) (c)	Capacity (d)
15	Standpipe	Carbon Steel	1988	58,000 gallons
16				
17				
18				
19				

Indicates formula cell(s)

(To be used when filing under seal.)

WATER MAINS (measurement in feet)

1
2 Company Name: Riverfork Water Company

	Kind of Pipe (i.e., Cast Iron, Galvanized, Iron, PVC, etc.) (a)	Diameter of Pipe (b)	Total at Beginning of Year (c)	Total Additions During the Year (d)	Total Removed or Abandoned During the Year (e)	Total at End of Year (f)
3	SDR 21 PVC	6"	14,768			14,768
4	SDR 21 PVC	4"	11,958			11,958
5						0
6						0
7						0
8						0
9						0
10						0
11						0
12						0
13						0
14						0
15						0
16	Total Mains		26,726	0	0	26,726

SERVICE CONNECTIONS AVAILABLE FOR USE(from Main to Property Line)

	Size and Type of Material (i.e., Iron, Copper, PVC, etc.) (a)	Total No. at Beginning of Year (b)	Total No. of Additions (c)	Total No. Retired or Abandoned (d)	Total No. at End of Year (e)
	<u>In Use:</u>				
15	Meter Boxes	143			143
16					0
17					0
18					0
	<u>For Future Use:</u>				
19		38			38
20					0
21					0
22					0
23	Total of All Services	181	0	0	181

For the calendar year of January 1 - December 31, 2014

Indicates formula cell(s)



(To be used when filing under seal.)

For the calendar year of January 1 - December 31, 2014

Company Name: Riverfork Water Company

SEWER OPERATING REVENUES, EXPENSES AND STATISTICS

Description (a)	Amount (b)
3 Total Revenues <i>(From Page S-2)</i>	\$ -
<u>Operating Expenses</u>	
4 Salaries & Wages <i>(From Pg. 6)</i>	\$ -
5 Employee Pensions and Benefits	
6 Purchased Water	
7 Plant Operations Expenses <i>(From Pg. S-3)</i>	\$ -
8 Billing Expenses	
9 Supplies and Expenses	
10 Transportation Expenses	
11 Rent Expense	
12 Insurance Expense	
13 Outside Services Employed <i>(e.g., Legal, Accounting, etc.) (From Pg. 7)</i>	\$ -
14 Regulatory Commission Expenses	
15 Depreciation Expense <i>(From Pg. S-4)</i>	\$ -
16 Amortization of Contributions in Aid of Construction <i>(From Pg. 8)</i>	\$ -
17 Amortization Expense	
18 Tax Expenses <i>(From Pg. S-3)</i>	\$ -
19 Interest Expense <i>(From Pg. 9)</i>	\$ -
20 Other Expenses	
21 Total Operating Expenses	\$ -
22 Net Income (LOSS) - <i>(A negative number indicated by () represents a loss.)</i>	\$ -

-  Indicates a link to another worksheet within workbook
-  Indicates formula cell(s)

(To be used when filing under seal.)

2 Company Name: Riverfork Water Company

SEWER OPERATING REVENUES, EXPENSES AND STATISTICS(Continued)

(Please indicate if metered amounts are in cubic feet measurements.)

Description of Revenues (a)		No. of Customers		No. of Gallons Sold (000's Omitted) (d)	Revenue Amount (e)
		Beginning of Year (b)	End of Year (c)		
<u>Flat Rate Sales</u>					
3	Residential - Single Family			XXXX	
4	Residential - Apartments			XXXX	
5	Residential - Mobile Homes			XXXX	
6	Commercial			XXXX	
7	Other Sales to Public Authorities			XXXX	
8	Other			XXXX	
9	Total Unmetered Sales	0	0	XXXX	\$ -
<u>Metered Sales Based on Gallon Usage</u>					
10	Residential - Single Family				
11	Residential - Apartments				
12	Residential - Mobile Homes				
13	Commercial				
14	Other Sales to Public Authorities				
15	Other				
16	Total Metered Sales	0	0	0	\$ -
<u>Tariffed Operating Revenues</u>					
17	Late Payment Fees				
18	Returned Check Fees				
19	Inspection Fees				
20	Reconnect Fees				
21	Other Revenue				
22	Total Operating Revenues (From Tariffed Services)(To Pg. 1, Line 12)				\$ -
<u>Non-Tariffed Revenues</u>					
23	Rent Income				
24	Other Income (e.g., from Merchandising, Jobing & Contract Work, etc.)				
25	Total Non-Tariffed Revenues (To Pg. 1, Line 13)				\$ -
26	Total Revenues * (To Pg. 1, Line 14)				\$ -
(Totals to Pg. 1, Pg. S-1)					

* Total Revenues should match Statement of Revenue (MOPSC Assessment).

- Indicates a link to another worksheet within workbook
- Indicates formula cell(s)


(To be used when filing under seal.)

1 For the calendar year of January 1 - December 31, 2014

2 Company Name: Riverfork Water Company

SEWER OPERATING REVENUES, EXPENSES AND STATISTICS (Continued)

Description (a)	Amount (b)
<u>Plant Operations Expenses</u>	
3 Contracted Maintenance Expenses	
4 Repairs of Sewer Plant - Pump Repair	
5 Repairs of Sewer Plant - Treatment Repair	
6 Repairs of Sewer Plant - Collecting Sewers and Manhole Repair	
7 Repairs of Sewer Plant - Equipment Repair	
8 Repairs of Sewer Plant - Other	
9 Utility Bills	
10 Chemicals	
11 Sludge Hauling Expenses	
12 Effluent Testing Expenses	
13 Other Plant Operations Expenses	
14 Total Plant Operations Expenses	\$ -
	(Total to Pg. S-1)
<u>Tax Expenses</u>	
15 Tax Expense - Property Taxes	
16 Tax Expense - Payroll Taxes	
17 Tax Expense - Franchise Taxes	
18 Tax Expense - Other Taxes	
19 Tax Expense - Federal Income Taxes	
20 Tax Expense - State Income Taxes	
21 Tax Expense - Investment Tax Credits	
22 Total Tax Expenses	\$ -
	(Total to Pg. S-1)

 Indicates formula cell(s)

▼

(To be used when filing under seal.)

1
2 Company Name: Riverfork Water Company

For calendar year of January 1 - December 31, 2014

SEWER UTILITY PLANT IN SERVICE

DEPRECIATION EXPENSES AND RESERVE - SEWER UTILITY PLANT

Account Description (A)			Acct. No. (B)	Plant Balance at Beginning of Year (C)	Additions During the Year (D)	Book Cost of Plant Retired* (E)	Cost of Removal* (F)	Salvage Credit* (G)	Plant Balance at End of Year (C+D-E) (H)	Reserve Balance at Beginning of Year (I)	Annual Depreciation Rate % (J)	Depreciation Expense** J*(C+H)/2 (K)	Reserve Balance at END of Year (I-E- F+G+K) (L)
			Class B, C or D	Retirement of Property									
<u>Intangible Plant</u>													
3	Organization	301	301						0				0
4	Franchise and Consents	302	302						0				0
5	Miscellaneous Intangible Plant	303	303						0				0
<u>Land & Structures</u>													
6	Land and Land Rights	none	310						0				0
7	Structures and Improvements	none	311						0				0
<u>Collection Plant</u>													
8	Land and Land Rights	350	none						0				0
9	Structures and Improvements	351	none						0				0
10	Collection Sewer - Force	352	352.1						0				0
11	Collection Sewer - Gravity	352	352.2						0				0
12	Other Collection Plant Facilities	353	353						0				0
13	Services to Customers	354	354						0				0
14	Flow Measuring Devices	355	355						0				0
<u>Pumping Plant</u>													
15	Land and Land Rights	360	none						0				0
16	Structures and Improvements	361	none						0				0
17	Receiving Wells and Pump Pits	362	362						0				0
18	Other Pumping Equipment	363	363						0				0
<u>Treatment & Disposal</u>													
19	Land and Land Rights	370	none						0				0
20	Structures and Improvements	371	none						0				0
21	Oxidation Lagoon	none	372						0				0
22	Treatment & Disposal Equipment	372	373						0				0

1
2 Company Name: Riverfork Water Company

For calendar year of January 1 - December 31, 2014

SEWER UTILITY PLANT IN SERVICE

DEPRECIATION EXPENSES AND RESERVE - SEWER UTILITY PLANT

Account Description (A)	Acct. No. (B)		Plant Balance at Beginning of Year (C)	Additions During the Year (D)	Book Cost of Plant Retired* (E)	Cost of Removal* (F)	Salvage Credit* (G)	Plant Balance at End of Year (C+D-E) (H)	Reserve Balance at Beginning of Year (I)	Annual Depreciation Rate % (J)	Depreciation Expense** J*(C+H)/2 (K)	Reserve Balance at END of Year (I-E- F+G+K) (L)
	Class B, C or D											
23 Sewer Collection (Septic) Tanks	372	373.1						0				0
24 Plant Sewer	373	374						0				0
25 Outfall Sewer Lines	374	375						0				0
26 Equipment	375	376						0				0
<u>General Plant</u>												
27 Land and Land Rights	389	none						0				0
28 Structures and Improvements	390	none						0				0
29 Office Furniture and Equipment	391	391						0				0
30 Office Computer & Electronic Equipment	391	391.1						0				0
31 Transportation Equipment	392	392						0				0
32 Other General Equipment	none	393						0				0
33 Stores Equipment	393	none						0				0
34 Tools, Shop and Garage Equipment	394	none						0				0
35 Laboratory Equipment	395	none						0				0
36 Power-operated Equipment	396	none						0				0
37 Communication Equipment	397	none						0				0
38 Miscellaneous Equipment	398	none						0				0
39 Total Sewer Utility Plant In Service	Totals		0	0	0	0	0	0	0		0	0
(Total to Pages 4 & 8)								(Total to Pg. 8)	(Total to Pg. 8 & Pg. S-1)			(Total to Pg. 4)

Indicates a link to another worksheet within workt

Indicates formula cell(s)

* All entries included in Columns "E", "F" and "G" should be supported by records that identify the property retired and the cost of removal or salvage in detail.

** Annual Depreciation Expense should be calculated based upon actual in-service and retirement date(s) of new equipment and retirements during the period.

** The depreciation expense formula provided is only an approximation assuming all activity for the year occurred mid year.

NOTE: All entries should be supported by records that identify the property being added or retired, its location, and its original cost in as much detail as reasonably possible. If adjustments are included in Columns "E", "F" and/or "G", use additional sheets.

(To be used when filing under seal.)

2 Company Name: Riverfork Water Company

GENERAL INFORMATION

3 Type of Treatment Facilities - Please describe (e.g., lagoon, mechanical or sand filter) and list all that apply.

4 What is the designed capacity of each treatment facility?

5 What percent of designed capacity of each facility is currently being utilized?

6 Did the company pump and haul the sludge? If no, provide the name of the third party providing service.

7 What is the ultimate disposal of waste solids (e.g. land application, disposal at qualified facility, etc.)?

8 List any equipment failures occurring during the year. Please state when failure occurred and briefly describe the failure and corrective measures taken; major item(s) (problem(s) fixed was/were over \$250 as listed on page 3).

COLLECTING SEWERS (measurement in feet)

	Kind of Pipe (i.e. Cast Iron, VCP, PVC, etc.) (a)	Diameter of Pipe (b)	Total No. at Beginning of Year (c)	Total No. of Additions During the Year (d)	Total No. Removed or Abandoned During the Year (e)	Total No. at End of Year (f)
9 Force:						0
10						0
11 Gravity:						0
12						0
13						0

LIFT STATIONS

	Pumps: Name, Size, Type	Location	H.P.	GPM	TDH
14					
15					
16					
17					
18					
19					

SLUDGE

(If you have more than five (5) hauls during the year, only list the total annual amount.)

	Date of Haul	Facility/Location	No. of Gallons Hauled	Rates Per Gallon	Total Cost of Removal (Include Extra Charges)
20					
21					
22					
23					
24					
				Total Cost	\$ -

Indicates a formula cell

Annual Report of Riverfork Water Company

VERIFICATION

The foregoing report must be verified by the oath of the President, Treasurer, General Manager or Receiver of the company. The oath required may be taken before any person authorized to administer an oath (Notary Public) by the laws of the State in which the same is taken.

OATH

State Of

Missouri

County Of

Christian

ss:

Hollis H. Brower Jr
Name of Affiant (Company Official/Representative)

makes oath and says that

s/he is

President

Official Title of the Affiant (Company Official/Representative)

of

Riverfork Water Company

Exact Legal Title or Name of the Respondent (Certified Company Name)

and is located at

786 Coley Blvd, Nixa, MO 65714 417 725-3982

Address and Telephone Number of the Affiant (Company Official/Representative)

that s/he has examined the foregoing report; that to the best of his or her knowledge, information, and belief, all statements of fact contained in the said report are true and the said report is a correct statement of the business and affairs of the above-named respondent.

from

January 1, 2014

, to and including

December 31, 2014

Month/Day

Year

Month/Day

Year

Hollis H. Brower Jr
Signature of Affiant (Company Official/Representative)

(If electronic signatures are used, you must use "/s/" before the name.)

Subscribed and sworn to before me, a Notary Public, in and for the State and County above named,

this

19th

day of

May, 2015

My Commission expires

June 25, 2015

DELORIS J. EMFINGER
Notary Public - Notary Seal
STATE OF MISSOURI
Christian County
My Commission Expires June 25, 2015
Commission #11406045

Deloris J. Emfinger
Signature of Notary Public

(If electronic signatures are used, you must use "/s/" before the name.)

Missouri Revised Statutes § 392.210 or §393.140

See the Instructions tab for more information to complete this page.

Ozark International
PO BOX 1080
Nixa MO 65714



Missouri Public Ser. Commission
Attn: Data Center
PO Box 360
Jefferson City, Mo 65102-0360