

Argyle Estates Water Supply

Company Full Certificated Name

Do not abbreviate; include any Commission approved AKA/DBA/Fictitious Name, if applicable.

WATER and/or SEWER ANNUAL REPORT

SMALL COMPANY

(Fewer than 8,000 customers)

TO THE MISSOURI PUBLIC SERVICE COMMISSION

January 1 - December 31, 2022

This filing is required pursuant to Commission Rules 20 CSR 4240-10.145 and/or Section 393.140 RSMo.

Please indicate which type of service the Company is certificated to provide by checking the appropriate box(es). *(Check all that apply.)*

- ☒ **Water Service Provider**
- ☐ **Sewer Service Provider**

Please choose one of the following filing type options:

- ☒ **Public Submission** (NOT Confidential)
- ☐ **Non-Public Submission** (CONFIDENTIAL / Filed Under Seal)
For this filing to be considered confidential, additional submission of materials is required pursuant to Commission Rule 20 CSR 4240-2.135.

Revised: 2/5/23

(To be used when filing under seal.)

1 For the calendar year of January 1 - December 31, 2022

2 **Company Name:** Argyle Estates Water Supply

2a **Parent Company Name:** _____
(if applicable)

3 **Company Mailing Address:** 408 Hillcrest Dr.

4 **Company Street Address:** 408 Hillcrest Dr.

5 **Company Phone Number:** 636-583-8415

6 **Company E-mail Address:** n/a

7 **Name, title, address, phone number, and e-mail of person(s) to contact concerning information contained in this report:**

7a	<u>Albert Argyle</u>	<u></u>
	Name/Title	Name/Title
7b	<u>408 Hillcrest Dr.</u>	<u></u>
	Mailing Address	Mailing Address
7c	<u></u>	<u></u>
	Street Address	Street Address
7d	<u>Union MO 63084</u>	<u></u>
	City State Zip	City State Zip
7e	<u>636-583-8415</u>	<u></u>
	Telephone Number	Telephone Number
7f	<u>n/a</u>	<u></u>
	E-mail Address	E-mail Address

8 Provide the **Total Company and** gross intrastate **Operating Revenues** (i.e., Missouri Jurisdictional) for Calendar Year 2022 .


(BOTH COLUMNS MUST BE COMPLETED)


Water Revenues	**	MO Jurisdictional	**	**	Total Company	**
9 Total Operating Revenues (From Pg. W-2, Line 22)		\$ 12,028			\$ 12,028	
10 Total Non-Tariffed Revenues (Pg. W-2, Line 25)		\$ -			\$ -	
11 TOTAL REVENUES (From Pg. W-2, line 26)		\$ 12,028			\$ 12,028	


(Total MO Jurisdictional Revenue (Line 11 above) should match Statement of Revenue - MoPSC Assessment).

Sewer Revenues	**	MO Jurisdictional	**	**	Total Company	**
12 Total Operating Revenues (From Pg. S-2, Line 22)		\$ -			\$ -	
13 Total Non-Tariffed Revenues (From Pg. S-2 , Line 25)		\$ -			\$ -	
14 TOTAL REVENUES (From Pg. S-2, Line 26)		\$ -			\$ -	

(Total MO Jurisdictional Revenue (Line 14 above) should match Statement of Revenue - MoPSC Assessment).

 Indicates a link to or from another worksheet within workbook

 Indicates formula cell(s)



(To be used when filing under seal.)

1

For the calendar year of January 1 - December 31, 2022

2

Company Name: **Argyle Estates Water Supply****CAPITAL STOCK (COMMON AND PREFERRED)**

Class and Series of Stock (a)	Total Number of Shares Authorized (b)	Par or Stated Value Per Share (c)	Total Number of Shares Issued (d)	Current Book Value of Issued Shares of Stock (e)
Common	1,200	\$ 1.00	1,055	\$ 1,055
				\$ -
				\$ -
				\$ -
				\$ -
				\$ -
			Total Value	\$ 1,055

8

SECURITY HOLDERS AND VOTING POWERS

Report below the **NAMES** and **ADDRESSES** of the 10 stockholders who, at the end of the year, had the greatest voting powers in the respondent, **AND STATE THE NUMBER OF VOTES** each would have had a right to cast on that date. If any such holder held in trust, give the nature of the trust and the beneficial owner. Show also total votes of **ALL** securities with voting powers.

Names and Addresses (a)	Number of Votes (b)
Albert Argyle 408 Hillcrest Dr. Argyle, MO 63084	1,200
Total Number of Votes Held by Above	1,200
Total Number of Votes of All Securities with Voting Rights	1,200

17

18

Identify the principal or general officers of the company at the end of the year. Please include an additional sheet, if enough space is not provided on this page, to completely provide the requested information.

Title of General Officer(s)	Name of Person Holding Office
President and Chief of Operations	Albert Argyle
	0

24

Indicates formula cell(s)

(To be used when filing under seal.)

1 For the calendar year of January 1 - December 31, 2022

2 Company Name: Argyle Estates Water Supply

3 This Utility Company is a: (Check the appropriate box.)

- ☐ C-Corporation ☐ S-Corporation ☒ Sole Proprietorship
☐ Partnership ☐ LLC ☐ LP
☐ Other (Please explain)

4 If different than certificated name listed above (e.g., parent corporation name) or if 'Other' is identified, explain:

n/a

5 Name of state under the laws of which respondent is incorporated and date of incorporation. If incorporated under a specific law, give reference of such law. If not incorporated, state the fact and give the type of organization and date organized.

Missouri 1971

6 Describe **MAJOR** transactions occurring during the year which will have a effect on operations, such as rate changes, replacement of major equipment and other abnormal cash expenditures of \$250 or more. (*Dollar amounts to be recorded on Page W-5 and/or Page S-4, columns d.*)

7 _____

8 _____

9 _____

10 _____

11 _____

12 _____

13 _____

14 _____

15 _____

16 _____

17 _____

18 _____

19 _____

20 _____

21 _____

22 _____

23 _____

24 _____

25 _____

26 _____

27 _____

28 _____

29 _____

30 _____

_____ ▼



(To be used when filing under seal.)


2 Company Name: Argyle Estates Water Supply**NOTE: Please do not try to type over formulas. Totals will calculate automatically in this spreadsheet.**

BALANCE SHEET
WATER AND SEWER OPERATIONS
ASSETS

	Account Description (a)	**	Amount (b)	**
3	Water Plant In Service (From Pg. W-5)		\$ 84,606	
4	LESS: Water Depreciation Reserve (From Pg. W-5)		\$ 83,921	
5	Net Water Plant in Service (Line 3 MINUS Line 4)		\$ 685	
6	Water Materials and Supplies			
7	Water Construction Work in Progress			
8	Water Plant Held for Future Use			
9	Water Plant Acquisition Adjustment			
10	Sewer Plant in Service (From Pg. S-4)		\$ -	
11	LESS: Sewer Depreciation Reserve (From Pg. S-4)		\$ -	
12	Net Sewer Plant in Service (Line 10 MINUS Line 11)		\$ -	
13	Sewer Materials and Supplies			
14	Sewer Construction Work in Progress			
15	Sewer Plant Held for Future Use			
16	Sewer Plant Acquisition Adjustment			
17	Other Plant			
18	Cash			
19	Accounts Receivable (i.e., Amounts due from customers or other parties.)			
20	Other Assets			
21	Total Assets*		\$ 685	

* **Total Assets should balance with Total Equity and Liabilities on Page 5 (see instructions).**
Difference between Equity & Liabilities and Assets (from Pg. 5).

 Indicates a link to another worksheet within workbook
 Indicates formula cell(s)


 (To be used when filing under seal.)



2 Company Name: Argyle Estates Water Supply**NOTE: Please do not try to type over formulas. Totals will calculate automatically in this spreadsheet.**

BALANCE SHEET
WATER AND SEWER OPERATIONS
EQUITY AND LIABILITIES

	Account Description (a)	**	Amount (b)	**
3	Capital Stock (From Page 2)		\$ 1,055	
4	Retained Earnings		\$ (110,135)	
5	Long-Term Debt (banks, etc.- over 1 year) (From Pg. 9)		\$ 34,765	
6	Short-Term Debt (banks, etc.- less than 1 year) (From Pg. 9)		\$ -	
7	Water Customer Deposits			
8	Water Advances for Construction			
9	Water Contributions In Aid of Construction (From Pg. 8, Line 16)		\$ -	
10	LESS: Water Amortization of Contributions In Aid of Construction (From Page 8, line 24)		\$ -	
11	Net Water Contributions In Aid of Construction (i.e., Line 9 MINUS Line 10)		\$ -	
12	Sewer Customer Deposits			
13	Sewer Advances for Construction			
14	Sewer Contributions In Aid of Construction (From Pg. 8, Line 16)		\$ -	
15	LESS: Sewer Amortization of Contributions In Aid of Construction (From Page 8, line 24)		\$ -	
16	Net Sewer Contributions In Aid of Construction (i.e., Line 14 MINUS Line 15)		\$ -	
17	Deferred Taxes - ITC			
18	Deferred Taxes - Other			
19	Accounts Payable; (Amounts owed to other parties; other than debt listed above.)		\$ 75,000	
20	Other Liabilities			
21	Total Equity and Liabilities*		\$ 685	

* Total Equity and Liabilities should balance with Total Assets on Pg. 4 (see instructions).

Difference between Equity & Liabilities and Assets (From Pg. 4).

-  Indicates a link to another worksheet within workbook
-  Indicates formula cell(s)

(To be used when filing under seal.)

1
2

Company Name: Argyle Estates Water Supply

For the calendar year of January 1 - December 31, 2022

Page 6

(To be used when filing under seal.)

PAYMENTS FOR SERVICES RENDERED BY OTHER THAN EMPLOYEES
(W-2 Employees should be listed on Page 6)

INSTRUCTIONS: Report below all information concerning rate, management, construction, engineering, research, financial, valuation, legal, accounting, purchasing, advertising, labor relations, public relations, contract operators and contract labor, or other similar professional services or outside services other than employees rendered the respondent under written or verbal arrangements, for which total payments during the year to any corporation, partnership, individual or organization of any kind whatsoever. Attach additional worksheet pages if necessary.

1
2 Company Name: Argyle Estates Water Supply For the calendar year of January 1 - December 31, 2022

3
4
5
6
7
8
9
10
11
12
13
14
15
16
17
18
19

Page 7

Name of Recipient and Description of Service (a)	Amount of Payments:			
	Water		Sewer	
	Expensed (b)	Capitalized (c)	Expensed (d)	Capitalized (e)
Marvin Ley - Contract Labor	\$ 80		\$ -	
Joel Melton - Contract Labor	\$ 120		\$ -	
Ellison & Assoc. Tax Prep	\$ 225		\$ -	
0	\$ -		\$ -	
0			\$ -	
0			\$ -	
Total	\$ 425	\$ -	\$ -	\$ -
	(Total to Pg. W-1)		(Total to Pg. S-1)	

▼

(To be used when filing under seal.)

Indicates formula cell(s)

CONTRIBUTIONS IN AID OF CONSTRUCTION

INSTRUCTIONS: This account shall include donations or contributions in cash, services, or property for construction purposes. The records supporting the entries to this account shall be so kept that the utility can furnish information as to the purpose of each donation, the conditions, if any, upon which it was made, the amount of each donation, and the amount applicable to each utility department. The credits (deductions) to this account shall not be transferred to any other account without the approval of the Commission.

	(a)	Water (b)	Sewer (c)
3	Balance at Beginning of Year <i>(From last years report, Pg. 8)</i>	\$ -	\$ -
4	PLUS: Additions During the Year <i>(Please provide a detailed explanation.)</i>		
5			
6			
7			
8			
9	Total Additions	\$ -	\$ -
10	LESS: Deductions During the Year <i>(Please provide a detailed explanation.)</i>	\$ -	
11			
12			
13	Retire and cap off service connection, but no connection fee money returned = no entry here		
14			
15	Total Deductions	\$ -	\$ -
16	Balance at End of Year	\$ -	\$ -
		<i>(Total to Pg. 5)</i>	<i>(Total to Pg. 5)</i>

AMORTIZATION OF CONTRIBUTIONS IN AID OF CONSTRUCTION

(Please identify as Account Number 271A)

17 **PLEASE CHOOSE FROM THE DROP DOWN BOX WHICH METHOD THE UTILITY UTILIZES FOR ITS RECORDS.**

Distribution Method ▼

Distribution Method

	(a)	Water (b)	Sewer (c)
18	Balance of Amortization at First of Year <i>(not Total of CIAC line 3)</i>	\$ -	
19	Total Contributions in Aid at End of Year <i>(see above)</i>	\$ -	\$ -
20	Total Plant in Service at End of Year <i>(From Pg. W-5 or S-4)</i>	\$ 84,606	\$ -
21	Percentage Contributions to Plant	0.00%	0.00%
22	Total Depreciation Expense <i>(From Pg. W-5 or S-4)</i>	\$ 1,750	\$ -
23	Total Amortization of Contributions <i>(To Pg. W-1, S-1)</i>	\$ -	\$ -
24	Balance at End of Year	\$ -	\$ -
		<i>(Total to Pg. 5)</i>	<i>(Total to Pg. 5)</i>

OR

Attached Method

	(a)	Water (b)	Sewer (c)
25	Balance of Amortization at First of Year <i>(not Total of CIAC Line 3)</i>		
26	Total Amortization of Contributions <i>(To Pg. W-1, S-1)</i>		
27	Balance at End of Year		
		<i>(Total to Pg. 5)</i>	<i>(Total to Pg. 5)</i>

Indicates a link to another worksheet within workbook

Indicates formula cell(s)

▼

(To be used when filing under seal.)

INTEREST EXPENSE, NOTES PAYABLE, BONDS, BANK LOANS AND OTHER DEBTS

INSTRUCTIONS: Please report information for the **current annual reporting** year. List each separate item of debt. Please identify the named borrower for each debt, if different from the company. Show principal amount to which each interest rate applies. Include all items on which interest was paid during the year. Use additional worksheets if necessary.

	Type of Debt (i.e., Notes Payable, Bonds, Bank Loans, Shareholder Loans, Affiliate Loans, etc.) (a)	Contact Information of Each Lender (Name, Address, Phone No., Email) (b)	Origination Date (c)	Initial Loan Amount (d)	Interest Rate (e)	Type of Interest Rate: (Fixed, Variable) (f)	Frequency of Payments (Semi-Monthly, Monthly, Quarterly, Annually, etc.) (g)	Balance of Loan at Year End		Date of Maturity (j)	Debt Paid off During Year? Y or N (k)	Total Interest Paid During the Year (l)	Interest Paid - Charged To:	
								Long Term Debt (Over one year.) (h)	Short Term Debt (Less than one year.) (i)				Water Utility (m)	Sewer Utility (n)
3	Bank Loan	Bank of Washington	in 2019	\$ 9,000		var	monthly	\$ 9,000.00				\$ 376	\$ 376	
7	Discover Card	Discover Bank	in 2019	\$ 10,000		var	monthly	\$ 3,700.00				\$ 925	\$ 925	
5	Shareholder Loan		in 2001	\$ 19,100	0.00%			\$ 19,100.00				\$ -	\$ -	
6	Bank Loan		7/6/01	\$ 15,000	7.00%	Fixed	Quarterly	\$ 2,965.00		10/6/19	N	\$ 273	\$ 273	
7														
8														
9	Total							\$ 34,765.00	\$ -			\$ 1,574	\$ 1,574	\$ -
								(Totals to Page 5)					(Total to Pg. W-1)	
													(Total to Pg. S-1)	

10 If the answer to column (f) is variable, please explain the method used for the interest rate calculation below with corresponding line number from above.


1

For the calendar year of January 1 - December 31, 2022

2 Company Name: **Argyle Estates Water Supply****WATER OPERATING REVENUES, EXPENSES AND STATISTICS**

	Description (a)	Amount (b)
3	Total Revenues <i>(From Pg. W-2)</i>	\$ 12,028
	<u>Operating Expenses</u>	
4	Salaries & Wages <i>(From Pg. 6)</i>	\$ -
5	Employee Pensions and Benefits	
6	Purchased Water	
7	Plant Operations Expenses <i>(From Pg. W-3, Line 12)</i>	\$ 1,690
8	Billing Expenses	\$ 364
9	Supplies and Expenses	\$ 960
10	Transportation Expenses	\$ 420
11	Rent Expense	
12	Insurance Expense	\$ -
13	Outside Services Employed <i>(e.g., Legal, Accounting, etc.) (From Pg.7)</i>	\$ 425
14	Regulatory Commission Expenses	\$ 68
15	Uncollectible Expenses	
16	Depreciation Expense <i>(From Pg. W-5, Line 49)</i>	\$ 1,750
17	Amoritization of Contributions in Aid of Construction <i>(From Page 8)</i>	\$ -
18	Amortization Expense	
19	Tax Expenses <i>(e.g., Property, State, Federal, etc.) (From Pg. W-3, Line 20)</i>	\$ -
20	Interest Expense <i>(From Pg. 9)</i>	\$ 1,574
21	Other Expenses <i>(Loan paid off)</i>	\$ -
22	Total Operating Expenses	\$ 7,251
23	Net Income (LOSS) - <i>(A negative number indicated by () represents a loss.)</i>	\$ 4,777

 Indicates a link to another worksheet within workbook

 Indicates formula cell(s)



(To be used when filing under seal.)

WATER OPERATING REVENUES, EXPENSES AND STATISTICS (Continued)

(Please indicate if metered amounts are in cubic feet measurements.)

Description (a)		No. of Customers		No. of Gallons Sold (000's Omitted) (d)	Revenue Amount (e)
		Beginning of Year (b)	End of Year (c)		
<u>Unmetered Sales of Water</u>					
3	Residential	0	0	XXXX	\$ -
4	Commercial			XXXX	
5	Industrial	0	0	XXXX	\$ -
6	Commercial			XXXX	
7	Other Sales to Public Authorities			XXXX	
8	Other			XXXX	
9	Total Unmetered Sales	0	0		\$ -
<u>Metered Sales of Water</u>					
10	5/8" Meter				
11	3/4" Meter	39	39	2,041,964	8,632
12	1" Meter	14	14	807,278	3,396
13	1 1/2" Meter				
14	2" Meter				
15	Other				
16	Total Metered Sales	53	53	2,849,242	\$ 12,028
<u>Tariffed Operating Revenues</u>					
17	Late Payment Fees				\$ -
18	Returned Check Fees				\$ -
19	Inspection Fees				
20	Reconnect Fees				
21	Other Revenue				\$ -
22	Total Operating Revenues (From Tariffed Services) (To Pg. 1, line 9)				\$ 12,028
<u>Non Tariffed Revenues</u>					
23	Rent Income				
24	Other Income, (e.g., from Merchandising, Jobbing & Contract Work, etc.)				
25	Total <u>Non-Tariffed</u> Revenues (To Pg. 1, Line 10)				\$ -
26	Total Revenues * (To Pg. 1, Line 11)				\$ 12,028
(Total to Pg. W-1 and Pg. 1)					

* Total Operating Revenues should match Statement of Revenue (MOPSC Assessment).

1 For the calendar year of January 1 - December 31, 2022

2 Company Name: **Argyle Estates Water Supply**

WATER OPERATING REVENUES, EXPENSES AND STATISTICS (Continued)

Description of Expenses (a)	Amount (b)
<u>Plant Operations Expenses</u>	
3 Repairs of Water Plant - Pump Repair	\$ -
4 Repairs of Water Plant - Well Repair	
5 Repairs of Water Plant - Water Line Repair	\$ 80
6 Repairs of Water Plant - Equipment Repair	\$ -
7 Repairs of Water Plant - Other	
8 Fuel or Power Purchases for Pumping (i.e., Electric Bills, etc.)	\$ 1,182
9 Chemicals	
10 Water Testing Expenses	\$ 347
11 Other Plant Operations Expenses	\$ 81
12 Total Plant Operations Expenses	\$ 1,690
	(Total to Page W-1)
<u>Tax Expenses</u>	
13 Tax Expense - Property Taxes	
14 Tax Expense - Payroll Taxes	\$ -
15 Tax Expense - Franchise Taxes	
16 Tax Expense - Other Taxes	
17 Tax Expense - Federal Income Taxes	
18 Tax Expense - State Income Taxes	
19 Tax Expense - Investment Tax Credits	
20 Total Tax Expenses	\$ -
	(Total to Pg. W-1)

Indicates a link to another worksheet within workbook

Indicates formula cell(s)

▼

(To be used when filing under seal.)

PUMPING AND PURCHASED WATER STATISTICS

(Omit 000's in reporting number of gallons or cubic feet of water. Use additional sheets if necessary.)

1
2 Company Name: **Argyle Estates Water Supply**

For the calendar year of January 1 - December 31, 2022

GALLONS PUMPED INTO SYSTEM					
Please indicate measurements given are in gallons or cubic feet by choosing from the dropdown box.					Gallons
SERVICE MONTHS (Number of gallons pumped per <u>month</u> .) (a)	SOURCE OF SUPPLY (Please name <u>each</u> source below in columns b-e (i.e., Well #1, etc.)				TOTAL OF ALL METHODS (b+c+d+e=f) (f)
	Well #1				
	(b)	(c)	(d)	(e)	
JANUARY	0				0
FEBRUARY	0				0
MARCH	606,488				606,488
APRIL	0				0
MAY	0				0
JUNE	721,670				721,670
JULY	9,600				9,600
AUGUST	0				0
SEPTEMBER	822,940				822,940
OCTOBER	6,000				6,000
NOVEMBER	0				0
DECEMBER	688,544				688,544
Totals for Year	2,855,242	0	0	0	2,855,242

Maximum Quantity Supplied to the System in Any One Day: Minimum:

Range of Pressure in the Mains as Measured at the Highest Point on System:

If Water is Sold to Other Utilities for Resale, List Names, Addresses, Phone Numbers and Quantities Below:			
Name of Reseller	Address	Phone Number	Quantity

2 Company Name:

Argyle Estates Water Supply**WATER UTILITY PLANT IN SERVICE****DEPRECIATION EXPENSES AND RESERVE - WATER UTILITY PLANT**

Account Description (A)		USOA Account. No. Class B, C or D (B)	Plant Balance at Beginning of Year (C)	Additions During the Year (D)	Book Cost of Plant Retired* (E)	Cost of Removal* (F)	Salvage Credit* (G)	Plant Balance at End of Year (C+D-E) (H)	Reserve Balance at Beginning of Year (I)	Annual Depreciation Rate % (J)	Depreciation Expense** J*(C+H)/2 (K)	Reserve Balance at END of Year (I-E-F+G+K) (L)
					Retirement of Property							
<u>Intangible Plant</u>												
3	Organization	301	1,111					1,111				0
4	Franchise and Consents	302						0				0
5	Miscellaneous Intangible Plant	303						0				0
<u>Source of Supply Plant</u>												
6	Land and Land Rights	310	150					150				0
7	Structures and Improvements	311	2,846					2,846	3,649	0.00%	0	3,649
8	Collecting & Impounding Reservoirs	312						0				0
9	Lake, River, and Other Intakes	313						0				0
10	Wells and Springs	314	8,375					8,375	8,649	0.00%	0	8,649
11	Infiltration Galleries and Tunnels	315						0				0
12	Supply Mains	316						0				0
13	Other Water Source Plant	317						0				0
<u>Pumping Plant</u>												
14	Land and Land Rights	320	1,500					1,500				0
15	Structures and Improvements	321						0				0
16	Boiler Plant Equipment	322						0				0
17	Electric Pumping Equipment	325	8,400					8,400	18,230	0.00%		18,230
18	Submersible Electric Pumping	325.1	11,993					11,993	5,397	10.00%	1,199	6,596
19	High Service or Booster Pumps	325.2	1,659					1,659	2,557	0.00%	0	2,557
20	Diesel Pumping Equipment	326						0				0
21	Hydraulic Pumping Equipment	327						0				0
22	Other Pumping Equipment	328						0				0

1

For calendar year of January 1 - December 31, 2022

2 Company Name:

Argyle Estates Water Supply

WATER UTILITY PLANT IN SERVICE**DEPRECIATION EXPENSES AND RESERVE - WATER UTILITY PLANT**

Account Description (A)		USOA Account. No. Class B, C or D (B)	Plant Balance at Beginning of Year (C)	Additions During the Year (D)	Book Cost of Plant Retired* (E)	Cost of Removal* (F)	Salvage Credit* (G)	Plant Balance at End of Year (C+D-E) (H)	Reserve Balance at Beginning of Year (I)	Annual Depreciation Rate % (J)	Depreciation Expense** J*(C+H)/2 (K)	Reserve Balance at END of Year (I-E-F+G+K) (L)
<u>Water Treatment Plant</u>												
23	Land and Land Rights	330						0				0
24	Structures and Improvements	331						0				0
25	Water Treatment Equipment	332						0				0
<u>Transmission & Distribution Plant</u>												
26	Land and Land Rights	340						0				0
27	Structures and Improvements	341						0				0
28	Distribution Reservoirs & Standpipes	342	22,045					22,045	14,489	2.50%	551	15,040
29	Transmission & Distribution Mains	343	14,056					14,056	14,084	0.00%	0	14,084
30	Fire Mains	344						0				0
31	Services	345						0				0
32	Meters	346						0				0
33	Meter Installations	347						0				0
34	Hydrants	348	1,553					1,553	1,855	0.00%	0	1,855
35	Other Transmission & Distribution Plant	349	1,680					1,680				0
<u>General Plant - (Class B&C are Same)</u>		B & C	D									
36	Land and Land Rights	389	370					0				0
37	Structures and Improvements	390	371					0				0
38	Office Furniture and Equipment	391	372					0				0
39	Office Computer & Electronic Equipment	391.1	372.1					0				0
40	Transportation Equipment	392	373					0				0
41	Other General Equipment	none	379					0				0
42	Stores Equipment	393	none					0				0

2

Company Name: Argyle Estates Water Supply

WATER UTILITY PLANT IN SERVICE					DEPRECIATION EXPENSES AND RESERVE - WATER UTILITY PLANT							
Account Description (A)	USOA Account. No. Class B, C or D (B)		Plant Balance at Beginning of Year (C)	Additions During the Year (D)	Book Cost of Plant Retired* (E)	Cost of Removal* (F)	Salvage Credit* (G)	Plant Balance at End of Year (C+D-E) (H)	Reserve Balance at Beginning of Year (I)	Annual Depreciation Rate % (J)	Depreciation Expense** J*(C+H)/2 (K)	Reserve Balance at END of Year (I-E-F+G+K) (L)
Tools, Shop and Garage Equipment	394	none	5,599					5,599	11,599	0.00%		11,599
Laboratory Equipment	395	none						0				0
Power-operated Equipment	396	none						0				0
Communication Equipment	397	none						0				0
Miscellaneous Equipment	398	none	1,445					1,445	1,662	0.00%	0	1,662
Other Tangible Property	399	none	2,194					2,194		0.00%	0	0
Total Water Utility Plant In Service	Totals		84,606	0	0	0	0	84,606	82,171		1,750	83,921
								(Total to Pg. 4 & 8)			(Total to Pg. 8 & Pg. W-1)	(Total to Pg. 4)

Indicates a link to another worksheet within workbook

Indicates formula cell(s)

(To be used when filing under seal.)

- * All entries included in Columns "E", "F" and "G" should be supported by records that identify the property retired and the cost of removal or salvage in detail.
- ** Annual Depreciation Expense should be calculated based upon actual in-service and retirement date(s) of new equipment and retirements during the period.
- ** The depreciation expense formula provided is only an approximation assuming all activity for the year occurred mid year.

NOTE: All entries should be supported by records that identify the property being added or retired, its location, and its original cost in as much detail as reasonably possible. If adjustments are included in Columns "E", "F" and/or "G", use additional sheets.

Comments:

1

For the calendar year of January 1 - December 31, 2022

2 Company Name:

Argyle Estates Water Supply**PUMP INFORMATION**

	Pump Manufacturer (a)	Type of Pump (i.e., High Service, Well, Standby, etc.) (b)	Capacity (c)	Date Installed (d)	Date of Last Motor Replacement (e)	Date of Last Pump Replacement (f)
3	Grunfos - 15Hp well pump - 3phase submersible	Well pump	150 gpm	7/5/19	7/5/19	7/5/19
4	Ronk electric phase converter	3 phase	54 amp	in 1970	Original	Original
5	Griswold - 10 HP - 3 phase pump	High Service	200 gpm	in 2001	Original	Original
6	Ronk Electric #2 for hi svc pump	Phase converter	50 amp	in 2001	Original	Original
7	400 amp electric service	upgraded	400 amp	in 2001	Original	Original
8						
9						
10						
11						
12						

1

For the calendar year of January 1 - December 31, 2022

2 Company Name:

Argyle Estates Water Supply**WELL INFORMATION**

3	Description of Wells (a)	Well ID#/ Location	Well ID#/ Location	Well ID#/ Location	Well ID#/ Location
		Well #1	0		
		14343 Edgewood Dr			
		(b)	(c)	(d)	(e)
4	Year Constructed	1/0/1900	0		
5	Type of Construction	1970	0		
6	Type and Depth of Casing	drilled	0		
7	Depth and Diameter of Well	steel - 367'	0		
8	Yield of Well in Gallons per day	750' 6" diameter	0		
	<u>Chemicals</u>				
9	Type -	0	0		
10	Annual Cost -				
11	Annual Quantity -				


(To be used when filing under seal.)


METERS AND METER SETTINGS

	Customer Class (a)	Meter Size (b)	Total at Beginning of Year (c)	Total Number of Additions (d)	Total Number Removed or Disconnected (e)	Total at End of Year (f)
3	<u>Residential:</u>					
4		3/4"	39		0	39
5		1"	14			14
6						0
7	<u>Other Customers:</u>					
8						0
9						0
10	Total in Use by Customers		53	0	0	53
11	<u>Not in Use: (i.e., Inventory)</u>					
12						0
13						0
14	Total Meters		53	0	0	53

STORAGE FACILITIES

	Type of Storage (i.e., Pneumatic, Ground, Standpipes, Elevated Tanks, etc.) (a)	Construction Material (b)	Last Date Painted if Applicable (indicate interior or exterior) (c)	Capacity (d)
15	10,000 gal standpipe storage tank	steel	July 2001	10,000 gallons
16	2,000 gal pneumatic pressure tank	steel	n/a	2,000 gallons
17				
18				
19				

 Indicates formula cell(s)


(To be used when filing under seal.)

WATER MAINS (measurement in feet)

	Kind of Pipe (i.e., Cast Iron, Galvanized, Iron, PVC, etc.) (a)	Diameter of Pipe (b)	Total at Beginning of Year (c)	Total Additions During the Year (d)	Total Removed or Abandoned During the Year (e)	Total at End of Year (f)
3	PVC Water line pipe 160# test	6"	1,120			1,120
4	PVC Water line pipe 160# test	4"	7,130			7,130
5	PVC Water line pipe 160# test	2"	100			100
6						0
7						0
8						0
9						0
10						0
11						0
12						0
13						0
14						0
15						0
16	Total Mains		8,350	0	0	8,350

SERVICE CONNECTIONS AVAILABLE FOR USE (from Main to Property Line)

	Size and Type of Material (i.e., Iron, Copper, PVC, etc.) (a)	Total No. at Beginning of Year (b)	Total No. of Additions (c)	Total No. Retired or Abandoned (d)	Total No. at End of Year (e)
17	<u>In Use:</u>	39		0	39
18		14			14
19					0
20					0
21	<u>For Future Use:</u>	0			0
22					0
23					0
24					0
25	Total of All Services	53	0	0	53

1
2 Company Name: **Argyle Estates Water Supply**

For the calendar year of January 1 - December 31, 2022

Company Name: Argyle Estates Water Supply

For the calendar year January 1 - December 31, 2022

VERIFICATION

The foregoing report must be verified by the Oath of the President, Treasurer, General Manager or Receiver of the Company.

OATH

State Of Missouri }

County Of Franklin }

ss:

Albert Argyle
Name of Affiant (Company Official/Representative)

makes oath and says that

s/he is President and Chief of Operations
Official Title of the Affiant (Company Official/Representative)

of Argyle Estates Water Supply
Exact Legal Title or Name of the Respondent (Certificated Company Name)

and is located at 408 Hillcrest Dr. Union MO 63084 636-583-8415
Address and Telephone Number of the Affiant (Company Official/Representative)

that s/he has 1) examined the foregoing report; that to the best of his or her knowledge, information, and belief, all statements of fact contained in the said report are true and the said report is a correct statement of the business and affairs of the above-named respondent, and 2) examined (and updated as applicable) the Company's contact information in EFIS; to the best of his or her knowledge, information, and belief, all listed contacts are correct.

from January 1, 2022, to and including December 31, 2022
Month/Day Year Month/Day Year

/s/ Albert E. Argyle
Signature of Affiant (Company Official/Representative)

(If electronic signatures are used, you must use "/s/" before the name.)

Under penalty of perjury, I declare that the foregoing is true and correct to the best of my knowledge and belief.

/s/ Albert E. Argyle
Signature of Declarant
(If electronic signatures are used, you must use "/s/" before the name.)

Missouri Revised Statutes § 392.210 or §393.140 and §509.030
See the Instructions for more information to complete this page.