

FILED

MAR 17 2011

Missouri Public
Service Commission

Envirowater Company, LLC

Company Full Certificated Name (Do not abbreviate and include any Commission approved
AKA/DBA/Fictitious Name, if applicable.)

WATER and/or SEWER ANNUAL REPORT

SMALL COMPANY

TO THE

MISSOURI PUBLIC SERVICE COMMISSION

For the Calendar Year of
January 1 - December 31, 2010

Please select how the company is certificated with the Commission under the
Company Name as shown above (check all that apply):

Water Service Provider

Sewer Service Provider

Please choose one of the following filing options:

Public Submission (NOT Highly Confidential)

Non-Public Submission (Highly Confidential / Filed Under Seal)
For this filing to be considered Highly Confidential, additional submission of
materials is required pursuant to Commission rule 4 CSR 240-3.335 and/or 4 CSR
240-3.640, Section 392.210, RSMo., and/or Section 393.140, RSMo.

2 Company Name: Enviowater Company, LLC

CAPITAL STOCK (COMMON AND DEFERRED)

Class and Series of Stock (a)	Number of Shares Authorized (b)	Par or Stated Value Per Share (c)	Number of Shares Issued (d)

SECURITY HOLDERS AND VOTING POWERS

Report below the NAMES and ADDRESS of the ten stockholders who, at the end of the year, had the greatest voting powers in the respondent. AND STATE THE NUMBER OF VOTES each would have had a right to cast on that date. If any such holder held in trust, give the nature of the trust and the beneficial owner. Show also total votes of ALL securities with voting powers.

Names and Addresses (a)	Number of Votes (b)
This is a 50/50 ownership. The partners are;	
Patrick A. Nasi - Natalie S. Nasi	
712 Balcarra Drive	
Dardenne Prairie, MO 63368	
(636) 561-9993	

16 Total Number of Votes Held by Above _____
 17 Total Number of Votes of all Securities with Voting Powers _____

Identify the principal or general officers of the company at the end of the year. Please include an additional sheet, if enough space is not provided on this page, to completely provide the requested information.

Title of General Officer	Name of Person Holding Office
Natalie Nasi	President
Patrick Nasi	Secretary/Treasurer

Please check all of the following for which the company has filed / is current:

- 27 Secretary of State Requirements Federal Tax Return
- 28 Department of Natural Resources Permits State Tax Return

Please list your most recent rate increase request Case No. and effective date.

29 Case No.: SA 2004-1059 Effective Date: 02/06/2004



1
2
3
4
5
6
7
8
9
10
11
12
13
14
15
16
17
18
19
20
21
22
23
24
25
27
28
29
30

For the calendar year of January 1 -December 31, 2010

Company Name: Envirowater Company, LLC

Describe MAJOR transactions occurring during the year which will have a major effect on operations, such as rate changes, replacement of equipment and other abnormal cash expenditures of \$250 or more.

None



1

For the calendar year of January 1 - December 31, 2010

2 Company Name: _____

Envirowater Company, LLC

BALANCE SHEET
WATER AND SEWER OPERATIONS
ASSETS

	Account Description (a)	Amount (b)
3	Water Plant In Service (From Pg. W-5)	\$0.00
4	LESS: Water Depreciation Reserve (From Pg. W-6)	
5	Net Water Plant in Service (i.e., Water Plant In Service MINUS Water Depreciation Reserve)	
6	Water Materials and Supplies (From Pg. 11)	
7	Water Construction Work in Progress	
8	Water Plant Held for Future Use *	
9	Water Plant Acquisition Adjustment	
10	Sewer Plant in Service (From Pg. S-4)	
11	LESS: Sewer Depreciation Reserve (From Pg. S-5)	
12	Net Sewer Plant in Service (i.e., Sewer Plant in Service MINUS Sewer Depreciation Reserve)	\$0.00
13	Sewer Materials and Supplies (From Pg. 11)	\$0.00
14	Sewer Construction Work in Progress	\$0.00
15	Sewer Plant Held for Future Use *	\$12,405.00
16	Sewer Plant Acquisition Adjustment	\$0.00
17	Other Plant *	\$0.00
18	Cash	
19	Other Assets (Accounts Receivable, etc.) *	\$0.00
20	Total Assets**	

* Please attach a detailed explanation for these items.

** Total Assets should balance with Total Equity and Liabilities on Page 5 (see instructions).
Difference between Equity & Liabilities and Assets (from Pg 5)



1

For the calendar year of January 1 - December 31, 2010

2 Company Name: Envirowater Company, LLC

SCHEDULE OF UNCOLLECTIBLE ACCOUNTS

Account No. (a)	Describe customer account and methods used to attempt collection. Also, state why account is deemed uncollectible (bankruptcy, etc.) (b)	Amount Written Off	
		Water Utility (c)	Sewer Utility (d)
3			\$0.00
4			
5			
6			
7			
8			
9			
10			
11			
12			
13			
14			
15			
16			
17			
18			
19			
20			
21			
22			
23			
24			
25			
26			
27			
28			
29			
30			
31	Total		\$0.00
		(Total to Pg. W-1)	(Total to Pg. S-1)

P

PAYROLL INFORMATION


INSTRUCTIONS: Please provide names, titles and salaries for all officers and employees. Show total compensation paid to each during the year. Include all amounts including bonuses and other allowances. Enter "0" or none where applicable. Provide explanations where necessary. Use additional sheets if necessary.

2 Company Name **Envirowater Company, LLC**

1

For the calendar year of January 1 - December 31 2010

	Name and Title (a)	Payroll Charged To:			
		Total Utility Compensation (b)	Water Expense (c)	Sewer Expense (d)	Capitalized Payroll (e)
3	None	\$0.00		\$0.00	\$0.00
4					
5					
6					
7					
8					
9					
10					
11					
12					
13					
14					
15					
16					
17					
18					
19	Total	\$0.00		\$0.00	\$0.00
			(Total to Page W-1)	(Total to Page S-1)	



PAYMENTS FOR SERVICES RENDERED BY OTHER THAN EMPLOYEES

INSTRUCTIONS: Report below all information concerning rate, management, construction, engineering, research, financial, valuation, legal, accounting, purchasing, advert relations, public relations, or other similar professional services rendered the respondent under written or verbal arrangements, for which total payments during the year to a corporation, partnership, individual (other than for services as an employee) or organization of any kind whatsoever. Use additional sheets if necessary.

2 Company Name: Envirowater Company, LLC

1 For the calendar year of January 1 - December 31, 2010

	Name of Recipient and Description of Service (a)	Amount of Payments:			
		Water		Sewer	
		Expensed (b)	Capitalized (c)	Expensed (d)	Capitalized (e)
3	None			\$ 0.00	\$ 0.00
4					
5					
6					
7					
8					
9					
10					
11					
12					
13					
14					
15					
16					
17					
18					
19	Total			\$ 0.00	\$ 0.00
		(Total to Page W-1)		(Total to Page S-1)	

P

2 Company Name: Enviowater Company, LLC

CONTRIBUTIONS IN AID OF CONSTRUCTION

INSTRUCTIONS: This account shall include donations or contributions in cash, services, or property for construction purposes. The records s account shall be so kept that the utility can furnish information as to the purpose of each donation, the conditions, if any, upon which it was mac and the amount applicable to each utility department. The credits (deductions) to this account shall not be transferred to any other account wit Commission.

(a)	Water (b)	Sewer (c)
3 Balance at Beginning of Year		\$0.00
4 PLUS: Additions During the Year (Please provide a detailed explanation.)		\$0.00
5 <input type="text"/>		
6 <input type="text"/>		
7 <input type="text"/>		
8 <input type="text"/>		
9 <input type="text"/>		
10 Total Additions		
11 LESS: Deductions During the Year (Please provide a detailed explanation.)		\$0.00
12 <input type="text"/>		
13 <input type="text"/>		
14 Refire and cap off service connection, but no connection fee money returned = no entry here		
15 <input type="text"/>		
16 Total Deductions		\$0.00
17 Balance at End of Year		0
	(Total to Pg. 5)	(Total to Pg. 5)

AMORTIZATION OF CONTRIBUTIONS IN AID OF CONSTRUCTION
(Please identify as Account Number 271A)

(a)	Water (b)	Sewer (c)
18 Balance at First of Year (Total of Amortization <u>not</u> Total of CIAC line 3)		\$ 0.00
19 Total Contributions in Aid at End of Year (see above)		\$ 0.00
20 Total Plant in Service at End of Year (From Page W-5 or S-4)		\$ 0.00
21 Percentage Contributions to Plant		\$ 0.00
22 Total Depreciation Expense (From Page W-6 or S-5)		\$ 0.00
23 Total Amortization of Contributions		\$ 0.00
24 Balance at End of Year		\$ 0.00
	(Total to Pg. 5)	(Total to Pg. 5)




INTEREST EXPENSE, NOTES PAYABLE, BONDS, BANK LOANS AND OTHER DEBTS

INSTRUCTIONS: Please report information for each separate item of debt. Show principal amount to which each interest rate applies. Include all items on which interest was paid during the year. Use additional sheets if necessary.

	Description of Obligation (Include Name and Address of Each Lender) (a)	Origination Date (b)	Frequency of Payments (Semi-Monthly, Monthly, Quarterly, Annually, etc.) (c)	Date of Maturity (d)	Loan Amount (e)	Interest Rate (f)	Is Interest Rate Fixed or Variable? (g)	Paid (h)	Interest Charged To:	
									Water Utility (i)	Sewer Utility (j)
3										\$0.00
4										
5										
6										
7										
8										
9										
10										
11										
12										
13										
14										
15										
16										
17										
18	Total									\$ 0.00
									(Total to Pg. W-1)	(Total to Pg. S-1)

19. If the answer to column (g) is variable, please explain the method used for the interest rate calculation below with corresponding line number from above.



1


For the calendar year of January 1 - December 31, 2010

2 Company Name:

Envirowater Company, LLC

SCHEDULE OF MATERIALS AND SUPPLIES AVAILABLE AT THE END OF THE YEAR

	Description of Items (Pipe, Meters, Fittings, Valves, Gas, etc.) (a)	Water		Sewer	
		Quantity (b)	Amount (c)	Quantity (d)	Amount (e)
3					\$0.00
4					
5					
6					
7					
8					
9					
10					
11					
12					
13					
14					
15					
16					
17					
18					
19					
20					
21					
22					
23					
24					
25	Total				\$0.00
			(Total to Pg. 4)		(Total to Pg. 4)



1

For the calendar year of January 1 - December 31, 2010

2 Company Name: Enviowater Company, LLC

WATER OPERATING REVENUES, EXPENSES AND STATISTICS

(a)	Amount (b)
3 Total Operating Revenues (From Page W-2)	
<i>Operating Expenses</i>	
4 Salaries & Wages (From Page 7)	
5 Employee Pensions and Benefits	
6 Purchased Water	
7 Plant Operations Expenses (From Page W-3)	
8 Billing Expenses	
9 Supplies and Expenses	
10 Transportation Expenses	
11 Rent Expense *	
12 Insurance Expense	
13 Outside Services Employed (i.e., Legal, Accounting, etc.) (From Page 8)	
14 Regulatory Commission Expenses	
15 Uncollectible Expenses (From Page 6)	
16 Depreciation Expense (From Page W-6)	
17 Amortization of Contributions in Aid of Construction (Page 9)	
18 Amortization Expense	
19 Tax Expenses (From Page W-3)	
20 Interest Expense (From Page 10)	
21 Other Expenses *	
22 Total Operating Expenses	
23 Net Income (Loss)	

* Please attach a detailed explanation for these items.




2 Company Name: Envirowater Company, LLC

WATER OPERATING REVENUES, EXPENSES AND STATISTICS (Continued)
 (Please indicate if metered amounts are in cubic feet measurements.)

(a)	No. of Customers		Gallons Sold 000's Omitted (d)	Revenue Amount (e)
	Beginning of Year (b)	End of Year (c)		
<i>Unmetered Sales of Water</i>				
3 Residential - Single Family			XXXX	
4 Residential - Apartments			XXXX	
5 Residential - Mobile Homes			XXXX	
6 Commercial			XXXX	
7 Other Sales to Public Authorities			XXXX	
8 Other *			XXXX	
9 Total Unmetered Sales				
<i>Metered Sales of Water</i>				
10 5/8" Meter				
11 3/4" Meter				
12 1" Meter				
13 1 1/2" Meter				
14 2" Meter				
15 Other *				
16 Total Metered Sales				
<i>Other Operating Revenues</i>				
17 Late Payment Fees				
18 Inspection Fees				
19 Reconnect Fees				
20 Rent Income				
21 Income from Merchandising, Jobbing & Contract Work *				
22 Other Revenue *				
23 Total Other Operating Revenues				
24 Total Operating Revenues				
				(Total to Pg. W-1)

* Please attach a detailed explanation for these items.



1

For the calendar year of January 1 - December 31, 2010

2 Company Name: Envirowater Company, LLC

WATER OPERATING REVENUES, EXPENSES AND STATISTICS (Continued)

(a)	Amount (b)
<u>Plant Operations Expenses</u>	
3 Repairs of Water Plant - Pump Repair	
4 Repairs of Water Plant - Well Repair	
5 Repairs of Water Plant - Water Line Repair	
6 Repairs of Water Plant - Equipment Repair	
7 Repairs of Water Plant - Other *	
8 Fuel or Power Purchases for Pumping (i.e., Electric Bills, etc.)	
9 Chemicals	
10 Water Testing Expenses	
11 Total Plant Operations Expenses	
	(Total to Page W-1)
<u>Tax Expenses</u>	
12 Tax Expense - Property Taxes	
13 Tax Expense - Payroll Taxes	
14 Tax Expense - Franchise Taxes	
15 Tax Expense - Other Taxes *	
16 Tax Expense - Federal Income Taxes	
17 Tax Expense - State Income Taxes	
18 Tax Expense - Investment Tax Credits	
19 Total Tax Expenses	
	(Total to Page W-1)

* Please attach a detailed explanation for these items.



PUMPING AND PURCHASED WATER STATISTICS

(Omit 000's in reporting number of gallons or cubic feet of water. Use additional sheets if necessary.)

4 5 6 7	Gallons Pumped Into System	Source of Supply (Please describe source below.)				Total of all Methods (a+b+c+d=e) (e)
		(a)	(b)	(c)	(d)	
(Please indicate whether measurement is gallons or cubic feet.)						
8	January					
9	February					
10	March					
11	April					
12	May					
13	June					
14	July					
15	August					
16	September					
17	October					
18	November					
19	December					
20	Total for Year					


21 Maximum Quantity Supplied to the System in Any One Day: Minimum:

22 Range of Pressure in the Mains as Measured at the Highest Point on System:

If Water is Sold to Other Utilities for Resale, List Names, Addresses, Phone Numbers and Quantities Below:			
Name of Reseller	Address	Phone Number	Quantity

2 Company N
Envirowater Company, LLC

1
For the calendar year of January 1 - December 31,



1
2 Company Name: Envirowater Company, LLC


WATER UTILITY PLANT IN SERVICE

Account Description (a)	Acct. No. (b)	Balance at Beginning of Year (c)	Additions During the Year (d)	Retirements During the Year (e)	Balance at End of Year (c+d-e) (f)
<i>Intangible Plant</i>					
3 Organization	301				
4 Franchise and Consents	302				
5 Miscellaneous Intangible Plant	303				
<i>Source of Supply Plant</i>					
6 Land and Land Rights	310				
7 Structures and Improvements	311				
8 Collecting and Impounding Reservoirs	312				
9 Lake, River, and Other Intakes	313				
10 Wells and Springs	314				
11 Infiltration Galleries and Tunnels	315				
12 Supply Mains	316				
13 Other Water Source Plant *	317				
<i>Pumping Plant</i>					
14 Land and Land Rights	320				
16 Structures and Improvements	321				
16 Boiler Plant Equipment	322				
17 Other Power Production Equipment *	323				
18 Submersible Electric Pumping	325.1				
19 High Service or Booster Pumps	325.2				
20 Diesel Pumping Equipment	326				
21 Hydraulic Pumping Equipment	327				
22 Other Pumping Equipment *	328				
<i>Water Treatment Plant</i>					
23 Land and Land Rights	330				
24 Structures and Improvements	331				
25 Water Treatment Equipment	332				
<i>Transmission and Distribution Plant</i>					
26 Land and Land Rights	340				
27 Structures and Improvements	341				
28 Distribution Reservoirs and Standpipes	342				
29 Transmission and Distribution Mains	343				
30 Fire Mains	344				
31 Services	345				
32 Meters	346				
33 Meter Installations	347				
34 Hydrants	348				
35 Other Transmission and Distribution Plant	349				
<i>General Plant</i>					
Note: USOA CLASS B and C are the same		B & C	D		
36 Land and Land Rights	389	370			
37 Structures and Improvements	390	371			
38 Office Furniture and Equipment	391	372			
39 Office Computer and Electronic Equipment	391.1	372.1			
40 Transportation Equipment	392	373			
41 Other General Equipment	none	379			
42 Stores Equipment	393	none			
43 Tools, Shop and Garage Equipment	394	none			
44 Laboratory Equipment	395	none			
45 Power-operated Equipment	396	none			
46 Communication Equipment	397	none			
47 Miscellaneous Equipment	398	none			
48 Other Tangible Property *	399	none			
49 Total Water Utility Plant in Service					

(Total to Pages 4 and 9)

* Please attach a detailed explanation for these items.

NOTE: All entries should be supported by records that identify the property being added or retired, its location, and its original cost in as much detail as reasonably possible. If adjustments are included in Columns "d" and/or "e", use additional sheets.



1
2

Company Name: Envirowater Company, LLC

DEPRECIATION RESERVE - WATER UTILITY PLANT


Acct. No. (b)	Annual Depreciation Rate % (g)***	Annual Depreciation Expense (f)g (h)	Reserve Balance at Beginning of Year (i)	Retirement of Property			Other Charges (m)**	Reserve Balance at END of Year (h+i-j-k+l+m) (n)
				Book Cost of Plant Retired (j)	Cost of Removal (k)*	Salvage Credit (l)*		
Class B, C or D								
3	301							
4	302							
5	303							
6	310							
7	311							
8	312							
9	313							
10	314							
11	315							
12	316							
13	317							
14	320							
15	321							
16	322							
17	323							
18	325.1							
19	325.2							
20	326							
21	327							
22	328							
23	330							
24	331							
25	332							
26	340							
27	341							
28	342							
29	343							
30	344							
31	345							
32	346							
33	347							
34	348							
35	349							
B & C	D							
36	389	370						
37	390	371						
38	391	372						
39	391.1	372.1						
40	392	373						
41	none	379						
42	393	none						
43	394	none						
44	395	none						
45	396	none						
46	397	none						
47	398	none						
48	399	none						
49	Total							
			(Total to Pg. 9 & Pg. W-1)					(Total to Pg. 4)

NOTE: Amounts included in Column "j" should be the same as in Column "e" on the preceding page. Also, Annual Depreciation Expense is equal to Column "f" from preceding page multiplied by Column "g" found on this page.

* All entries included in Columns "k" and "l" should be supported by records that identify the property retired and the cost of removal or salvage is as much detail as reasonably possible.

** Report the details for these entries. Use additional sheets if necessary.

*** Annual Depreciation Expense must be calculated separately. This total should be calculated based upon actual in-service and retirement date(s) of new equipment and retirements during the period.



PUMPS

	Manufacturer and Type (i.e., High Service, Well, Standby, etc.)	Capacity	Date Installed	Date of Last Motor Replacement	Date of Last Pump Replacement
3					
4					
5					
6					
7					
8					
9					
10					
11					
12					

WELLS

	Number:	Number:	Number:	Number:
13				
14	Description (i.e., Deep, Artisan, Spring, etc.)			
15	Year Constructed			
16	Type of Construction			
17	Type of Casing			
18	Depth and Diameter of Well			
19	Yield of Well in Gallons per day			
20	Chemicals (i.e., Provide Type, Cost and Quantities of Each):			
21	Type -			
22	Cost -			
23	Quantity -			



1
2 Company Name: Envirowater Company, LLC

For the calendar year of January 1 - December 31, _____

METERS AND METER SETTINGS


Customer Class (a)	Meter Size (b)	Total at Beginning of Year (c)	Total No. of Additions (d)	Total No. Removed or Disconnected (e)	Total at End of Year (f)	Total No. Owned by Customers at End of Year (g)
3 Residential:						
4						
5						
6						
7 Other Customers:						
8						
9						
10 Total in Use by Customers	XXXXXX					
11 Not in Use (i.e., Inventory)						XXXXXX
12						XXXXXX
13						XXXXXX
14 Total Meters	XXXXXX					

STORAGE FACILITIES

Type of Storage (i.e., Pneumatic, Ground, Standpipes, Elevated Tanks, etc.) (a)	Construction Material (b)	Last Date Painted if Applicable (indicate interior or exterior) (c)	Capacity (d)
15			
16			
17			
18			
19			

2 Company Name: Envirowater Company, LLC

1 For the calendar year of January 1 - December 31, _____



2 Company Name: Enviowater Company, LLC

SEWER OPERATING REVENUES, EXPENSES AND STATISTICS

(a)	Amount (b)
3 Total Operating Revenues (From Page S-2)	\$ 0.00
<i>Operating Expenses</i>	
4 Salaries & Wages (From Page 7)	\$ 0.00
5 Employee Pensions and Benefits	\$ 0.00
6 Purchased Water	\$ 0.00
7 Plant Operations Expenses (From Page S-3)	\$ 0.00
8 Billing Expenses	\$ 0.00
9 Supplies and Expenses	\$ 0.00
10 Transportation Expenses	\$ 0.00
11 Rent Expense *	\$ 0.00
12 Insurance Expense	\$ 0.00
13 Outside Services Employed (i.e., Legal, Accounting, etc.) (From Page 8)	\$ 0.00
14 Regulatory Commission Expenses	\$ 0.00
15 Uncollectible Expenses (From Page 6)	\$ 0.00
16 Depreciation Expense (From Page S-5)	\$ 0.00
17 Amortization of Contributions in Aid of Construction (Page 9)	\$ 0.00
18 Amortization Expense	\$ 0.00
19 Tax Expenses (From Page S-3)	\$ 0.00
20 Interest Expense (From Page 10)	\$ 0.00
21 Other Expenses *	\$ 0.00
22 Total Operating Expenses	\$ 0.00
23 Net Income (Loss)	\$ 0.00

* Please attach a detailed explanation for these items.

P

2 Company Name: Envirowater Company, LLC

SEWER OPERATING REVENUES, EXPENSES AND STATISTICS (Continued)
 (Please indicate if metered amounts are in cubic feet measurements.)

(a)	No. of Customers		Gallons Sold 000's Omitted (d)	Revenue Amount (e)
	Beginning of Year (b)	End of Year (c)		
<i>Flat Rate Sales</i>				
3 Residential - Single Family	0	0	XXXX	\$0.00
4 Residential - Apartments	0	0	XXXX	\$0.00
5 Residential - Mobile Homes	0	0	XXXX	\$0.00
6 Commercial	0	0	XXXX	\$0.00
7 Other Sales to Public Authorities	0	0	XXXX	\$0.00
8 Other *	0	0	XXXX	\$0.00
9 Total Unmetered Sales	0	0	XXXX	\$0.00
<i>Metered Sales of Water</i>				
10 Commercial	0	0		\$0.00
11 Other Sales to Public Authorities	0	0		\$0.00
12 Other *	0	0		\$0.00
13 Total Metered Sales	0	0		\$0.00
<i>Other Operating Revenues</i>				
14 Late Payment Fees				\$0.00
16 Inspection Fees				\$0.00
16 Reconnect Fees				\$0.00
17 Rent Income				\$0.00
18 Income from Merchandising, Jobbing & Contract Work *				\$0.00
19 Other Revenue *				\$0.00
20 Total Other Operating Revenues				\$0.00
21 Total Operating Revenues				\$0.00
				(Total to Pg. S-1)

* Please attach a detailed explanation for these items.



2 Company Name: Envirowater Company, LLC

SEWER OPERATING REVENUES, EXPENSES AND STATISTICS (Continued)

(a)	Amount (b)
<u>Plant Operations Expenses</u>	
3 Contracted Maintenance Expenses	\$0.00
4 Repairs of Sewer Plant - Pump Repair	\$0.00
5 Repairs of Sewer Plant - Treatment Repair	\$0.00
6 Repairs of Sewer Plant - Collecting Sewers and Manhole Repair	\$0.00
7 Repairs of Sewer Plant - Equipment Repair	\$0.00
8 Repairs of Sewer Plant - Other *	\$0.00
9 Utility Bills	\$0.00
10 Chemicals	\$0.00
11 Sludge Hauling Expenses	\$0.00
12 Effluent Testing Expenses	\$0.00
13 Total Plant Operations Expenses	\$0.00
	(Total to Page S-1)
<u>Tax Expenses</u>	
14 Tax Expense - Property Taxes	\$0.00
15 Tax Expense - Payroll Taxes	\$0.00
16 Tax Expense - Franchise Taxes	\$0.00
17 Tax Expense - Other Taxes *	\$0.00
18 Tax Expense - Federal Income Taxes	\$0.00
19 Tax Expense - State Income Taxes	\$0.00
20 Tax Expense - Investment Tax Credits	\$0.00
21 Total Tax Expenses	\$0.00
	(Total to Page S-1)

* Please attach a detailed explanation for these items.

P

SEWER UTILITY PLANT IN SERVICE


	Account Description (a)	Acct. No. (b)		Balance at Beginning of Year (c)	Additions During the Year (d)	Retirements During the year (e)	Balance at End of Year (c+d-e) (f)
		CLASS B	CLASS C&D				
	<i>Intangible Plant</i>						
3	Organization	301	301	\$0.00	\$0.00	\$0.00	\$0.00
4	Franchise and Consents	302	302	\$0.00	\$0.00	\$0.00	\$0.00
6	Miscellaneous Intangible Plant	303	303	\$0.00	\$0.00	\$0.00	\$0.00
	<i>Land and Structures</i>						
6	Land and Land Rights	none	310	\$0.00	\$0.00	\$0.00	\$0.00
7	Structures and Improvements	none	311	\$0.00	\$0.00	\$0.00	\$0.00
	<i>Collection Plant</i>						
8	Land and Land Rights	350	none	\$0.00	\$0.00	\$0.00	\$0.00
9	Structures and Improvements	351	none	\$0.00	\$0.00	\$0.00	\$0.00
10	Collection Sewer - Force	352.1	352.1	\$0.00	\$0.00	\$0.00	\$0.00
11	Collection Sewer - Gravity	352.2	352.2	\$0.00	\$0.00	\$0.00	\$0.00
12	Other Collection Plant Facilities *	353	353	\$0.00	\$0.00	\$0.00	\$0.00
13	Services to Customers	354	354	\$0.00	\$0.00	\$0.00	\$0.00
14	Flow Measuring Devices	355	355	\$0.00	\$0.00	\$0.00	\$0.00
	<i>Pumping Plant</i>						
16	Land and Land Rights	360	none	\$0.00	\$0.00	\$0.00	\$0.00
16	Structures and Improvements	361	none	\$0.00	\$0.00	\$0.00	\$0.00
17	Receiving Wells and Pump Pits	362	362	\$0.00	\$0.00	\$0.00	\$0.00
18	Pumping Equipment	363	363	\$0.00	\$0.00	\$0.00	\$0.00
	<i>Treatment and Disposal</i>						
19	Land and Land Rights	370	none	\$0.00	\$0.00	\$0.00	\$0.00
20	Structures and Improvements	371	none	\$0.00	\$0.00	\$0.00	\$0.00
21	Oxidation Lagoon	none	372	\$0.00	\$0.00	\$0.00	\$0.00
22	Treatment and Disposal Equipment	372	373	\$0.00	\$0.00	\$0.00	\$0.00
23	Sewer Collection (Septic) Tanks	372.1	373.1	\$0.00	\$0.00	\$0.00	\$0.00
24	Plant Sewer	373	374	\$0.00	\$0.00	\$0.00	\$0.00
26	Outfall Sewer Lines	374	375	\$0.00	\$0.00	\$0.00	\$0.00
26	Other Treatment and Disposal Plant Equipment *	375	376	\$0.00	\$0.00	\$0.00	\$0.00
	<i>General Plant</i>						
27	Land and Land Rights	389	none	\$0.00	\$0.00	\$0.00	\$0.00
28	Structures and Improvements	390	none	\$0.00	\$0.00	\$0.00	\$0.00
29	Office Furniture and Equipment	391	391	\$0.00	\$0.00	\$0.00	\$0.00
30	Computer and Electronic Office Equipment	391.1	391.1	\$0.00	\$0.00	\$0.00	\$0.00
31	Transportation Equipment	392	392	\$0.00	\$0.00	\$0.00	\$0.00
32	Other General Equipment *	none	393	\$0.00	\$0.00	\$0.00	\$0.00
33	Stores Equipment	393	None	\$0.00	\$0.00	\$0.00	\$0.00
34	Tools Shop and Garage Equipment	394	None	\$0.00	\$0.00	\$0.00	\$0.00
35	Laboratory Equipment	395	None	\$0.00	\$0.00	\$0.00	\$0.00
36	Power Operated Equipment	396	None	\$0.00	\$0.00	\$0.00	\$0.00
37	Communications Equipment	397	None	\$0.00	\$0.00	\$0.00	\$0.00
38	0						
39	Total Sewer Utility Plant In Service			\$0.00	\$0.00	\$0.00	\$0.00

(Total to Pages 4 and 9)

* Please attach a detailed explanation for these items.

NOTE: All entries should be supported by records that identify the property being added or retired, its location, and its original cost in as much detail as reasonably possible. If adjustments are included in Columns "d" and/or "e", please explain below. Use additional sheets if necessary.

Explanation:



1
2

For the Year Ended December 31, For the calendar year of January 1 - December 31, 2010

Company Name: Envirowater Company, LLC

DEPRECIATION RESERVE - SEWER UTILITY PLANT

Acct. No. (b)	CLASS B	CLASS C&D	Annual Depreciation Rate % (g)	Annual Depreciation Expense (f'g)	Reserve Balance at Beginning of Year (i)	Retirement of Property			Reserve Balance at End of Year (h+l-j-k+l+m) (n)
						Book Cost of Plant Retired (j) = same as (e)	Cost of Removal (k)*	Salvage Credit (l)*	
3	301	301							\$0.00
4	302	302							\$0.00
5	303	303							\$0.00
6	none	310							\$0.00
7	none	311							\$0.00
8	350	none							\$0.00
9	351	none							\$0.00
10	352.1	352.1							\$0.00
11	352.2	352.2							\$0.00
12	353	353							\$0.00
13	354	354							\$0.00
14	355	355							\$0.00
15	360	none							\$0.00
16	361	none							\$0.00
17	362	362							\$0.00
18	363	363							\$0.00
19	370	none							\$0.00
20	371	none							\$0.00
21	none	372							\$0.00
22	372	373							\$0.00
23	372.1	373.1							\$0.00
24	373	374							\$0.00
25	374	375							\$0.00
26	375	376							\$0.00
27	389	none							\$0.00
28	390	none							\$0.00
29	391	391							\$0.00
30	391.1	391.1							\$0.00
31	392	392							\$0.00
32	none	393							\$0.00
33	393	None							\$0.00
34	394	None							\$0.00
35	395	None							\$0.00
36	396	None							\$0.00
37	397	None							\$0.00
38									\$0.00
39			Total						\$0.00
									(Total to Pg. 4)
									(Total to Pg. 9 & Pg. S-1)



2 Company Name: Envirowater Company, LLC

GENERAL INFORMATION

3 Treatment Facilities - Please describe process.

none in operation

4 Was your treatment plant constructed in place or purchased as a package unit?

Yes No

5 Were your lift stations constructed in place or purchased as package units?

Yes No

6 What is the designated capacity of your treatment facilities?

7 What percent of designed capacity is currently being utilized?

8 What is the name of the current operator?

9 Please describe the treatment process for liquid waste.

Not in operation

10 Please describe the treatment process for waste solids.

Not in operation

11 Where is the point of discharge for liquid waste?

Not in operation

12 What is the ultimate disposal of waste solids and how obtained?

Not in operation

13 List any equipment failures occurring during the year. Please state when failure occurred and briefly describe the failure and corrective measures taken.

Not in operation

COLLECTING SEWERS (measurement in feet)

	Kind of Pipe (i.e., Cast Iron, VCP, PVC, etc.) (a)	Diameter of Pipe (b)	Total No. at Beginning of Year (c)	Total No. of Additions During the Year (d)	Total No. Removed or Abandoned During the Year (e)	Total No. at End of the Year (f)
14	Force:					0
15						0
16	Gravity:					0
17						0
18						0

LIFT STATIONS

	Pumps: Name, Size, Type	Location	H.P.	GPM	TDH
19					
20					
21					



VERIFICATION

The foregoing report must be verified by the oath of the President, Treasurer, General Manager or Receiver of the company. The oath required may be taken before any person authorized to administer an oath (Notary Public) by the laws of the State in which the same is taken.

OATH

State Of Missouri }
County Of St. Charles } ss:
Patrick A. Nasi makes oath and says that
Name of Affiant (Company Official/Representative)
s/he is officer
Official Title of the Affiant (Company Official/Representative)
of Envirowater Company, LLC
Exact Legal Title or Name of the Respondent (Certificated Company Name)
and is located at 712 Balcarra Drive, Dardenne Prairie, MO 63368 (636) 561-8602
Address and Telephone Number of the Affiant (Company Official/Representative)

that s/he has examined the foregoing report; that to the best of his or her knowledge, information, and belief, all statements of fact contained in the said report are true and the said report is a correct statement of the business and affairs of the above-named respondent.

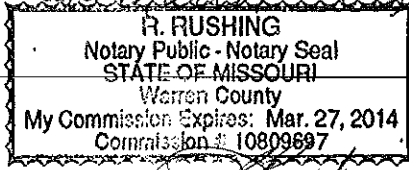
from January 1, 2010, to and including December 31, 2010
Month/Day Year Month/Day Year

Patrick A. Nasi
Signature of Affiant (Company Official/Representative)

Subscribed and sworn to before me, a Notary Public, in and for the State and County above named,

this 14th day of March, 2011

My Commission expires



R. Rushing
Signature of Notary Public

Missouri Revised Statutes § 392.210 or §393.140