

Raccoon Creek Utility Operating Company, Inc.

Company Full Certificated Name

Do not abbreviate; include any Commission approved AKA/DBA/Fictitious Name, if applicable.

WATER and/or SEWER ANNUAL REPORT

SMALL COMPANY

(Fewer than 8,000 customers)

TO THE

MISSOURI PUBLIC SERVICE COMMISSION

January 1 - December 31, 2017

This filing is required pursuant to Commission Rules 4 CSR 240-3.335 and 4 CSR 240-3.640, and/or Section 393.140 RSMo.

Please indicate which type of service the Company is certificated to provide by checking the appropriate box(es). *(Check all that apply.)*

Water Service Provider

Sewer Service Provider

Please choose one of the following filing type options:

- Public Submission** (NOT Confidential)
- Non-Public Submission** (Confidential / Filed Under Seal)
For this filing to be considered Confidential, additional submission of materials is required pursuant to Commission Rule 4 CSR 240-2.135.

Excel Issued Date: 12/13/2017
Revised:

(To be used when filing under seal.)

For the calendar year of January 1 - December 31, 2017

1
 2 **Company Name:** Raccoon Creek Utility Operating Company, Inc.
 2a **Parent Company Name:** _____
 (if applicable)
 3 **Company Mailing Address:** 500 Northwest Plaza Drive, Suite 500, St. Ann, MO 63074
 4 **Company Street Address:** 500 Northwest Plaza Drive, Suite 500, St. Ann, MO 63074
 5 **Company Phone Number:** 314-736-4672
 6 **Company E-mail Address:** N/A

7 **Name, title, address, phone number, and e-mail of person(s) to contact concerning information contained in this report:**

7a	<u>Josiah Cox / President</u>	<u>Phil W. Macias / CFO</u>
	Name/Title	Name/Title
7b	<u>500 Northwest Plaza Drive, Suite 500, St. Ann, MO 63074</u>	<u>500 Northwest Plaza Drive, Suite 500, St. Ann, MO 63074</u>
	Mailing Address	Mailing Address
7c	<u>500 Northwest Plaza Drive, Suite 500</u>	<u>500 Northwest Plaza Drive, Suite 500</u>
	Street Address	Street Address
7d	<u>St. Ann MO 63074</u>	<u>St. Ann MO 63074</u>
	City State Zip	City State Zip
7e	<u>314-736-4672</u>	<u>314-736-4672</u>
	Telephone Number	Telephone Number
7f	<u>jcox@cswrgroup.com</u>	<u>pmacias@cswrgroup.com</u>
	E-mail Address	E-mail Address

8 Provide the **Total Company and gross intrastate Operating Revenues** (i.e., Missouri Jurisdictional) for Calendar Year 2017.



(BOTH COLUMNS MUST BE COMPLETED)

Water Revenues	**	MO Jurisdictional	**	**	Total Company	**
9 Total Operating Revenues (From Pg. W-2, Line 22)		\$ -				
10 Total Non-Tariffed Revenues (Pg. W-2, Line 25)		\$ -				
11 TOTAL REVENUES (From Pg. W-2, line 26)		\$ -			\$ -	

(Total MO Jurisdictional Revenue (Line 11 above) should match Statement of Revenue - MoPSC Assessment).

Sewer Revenues	**	MO Jurisdictional	**	**	Total Company	**
12 Total Operating Revenues (From Pg. S-2, Line 22)		\$ 527,563			\$ 527,563	
13 Total Non-Tariffed Revenues (From Pg. S-2, Line 25)		\$ -				
14 TOTAL REVENUES (From Pg. S-2, Line 26)		\$ 527,563			\$ 527,563	

(Total MO Jurisdictional Revenue (Line 14 above) should match Statement of Revenue - MoPSC Assessment).

 Indicates a link to or from another worksheet within workbook
 Indicates formula cell(s)

(To be used when filing under seal.)

For the calendar year of January 1 - December 31, 2017

2 Company Name: Raccoon Creek Utility Operating Company, Inc.

NOTE: Please do not try to type over formulas. Totals will calculate automatically in this spreadsheet.

BALANCE SHEET
WATER AND SEWER OPERATIONS
ASSETS

	Account Description (a)	**	Amount (b)	**
3	Water Plant In Service (From Pg. W-5)		\$ -	
4	LESS: Water Depreciation Reserve (From Pg. W-5)		\$ -	
5	Net Water Plant in Service (Line 3 MINUS Line 4)		\$ -	
6	Water Materials and Supplies			
7	Water Construction Work in Progress			
8	Water Plant Held for Future Use			
9	Water Plant Acquisition Adjustment			
10	Sewer Plant in Service (From Pg. S-4)		\$ 2,527,765	
11	LESS: Sewer Depreciation Reserve (From Pg. S-4)		\$ 570,842	
12	Net Sewer Plant in Service (Line 10 MINUS Line 11)		\$ 1,956,923	
13	Sewer Materials and Supplies		\$ -	
14	Sewer Construction Work in Progress		\$ -	
15	Sewer Plant Held for Future Use		\$ -	
16	Sewer Plant Acquisition Adjustment		\$ -	
17	Other Plant			
18	Cash		\$ 45,542	
19	Accounts Receivable (i.e., Amounts due from customers or other parties.)		\$ 55,986	
20	Other Assets		\$ 104,890	
21	Total Assets*		\$ 2,163,341	

* Total Assets should balance with Total Equity and Liabilities on Page 5 (see instructions).
Difference between Equity & Liabilities and Assets (from Pg. 5).

- Indicates a link to another worksheet within workbook
- Indicates formula cell(s)

(To be used when filing under seal.)

NOTE: Please do not try to type over formulas. Totals will calculate automatically in this spreadsheet.

BALANCE SHEET
WATER AND SEWER OPERATIONS
EQUITY AND LIABILITIES

	Account Description (a)	**	Amount (b)	**
3	Capital Stock (From Page 2)		\$ 166,597	
4	Retained Earnings		\$ (370,307)	
5	Long-Term Debt (banks, etc.- over 1 year) (From Pg. 9)		\$ 1,812,744	
6	Short-Term Debt (banks, etc.- less than 1 year) (From Pg. 9)		\$ 20,940	
7	Water Customer Deposits		\$ -	
8	Water Advances for Construction		\$ -	
9	Water Contributions In Aid of Construction (From Pg. 8, Line 16)		\$ -	
10	LESS: Water Amortization of Contributions In Aid of Construction (From Page 8, line 24)		\$ -	
11	Net Water Contributions In Aid of Construction (i.e., Line 9 MINUS Line 10)		\$ -	
12	Sewer Customer Deposits		\$ -	
13	Sewer Advances for Construction		\$ -	
14	Sewer Contributions In Aid of Construction (From Pg. 8, Line 16)		\$ 569,947	
15	LESS: Sewer Amortization of Contributions In Aid of Construction (From Page 8, line 24)		\$ 295,394	
16	Net Sewer Contributions In Aid of Construction (i.e., Line 14 MINUS Line 15)		\$ 274,553	
17	Deferred Taxes - ITC		\$ -	
18	Deferred Taxes - Other		\$ -	
19	Accounts Payable; (Amounts owed to other parties; other than debt listed above.)		\$ 91,908	
20	Other Liabilities		\$ 166,906	
21	Total Equity and Liabilities*		\$ 2,163,341	

* Total Equity and Liabilities should balance with Total Assets on Pg. 4 (see instructions).
Difference between Equity & Liabilities and Assets (From Pg. 4).

- Indicates a link to another worksheet within workbook
- Indicates formula cell(s)

▼

(To be used when filing under seal.)

1
2

Company Name: Raccoon Creek Utility Operating Company, Inc.

PAYMENTS FOR SERVICES RENDERED BY OTHER THAN EMPLOYEES
(W-2 Employees should be listed on Page 6)

INSTRUCTIONS: Report below all information concerning rate, management, construction, engineering, research, financial, valuation, legal, accounting, purchasing, advertising, labor relations, public relations, contract operators and contract labor, or other similar professional services or outside services other than employees rendered the respondent under written or verbal arrangements, for which total payments during the year to any corporation, partnership, individual or organization of any kind whatsoever. Attach additional worksheet pages if necessary.

	Name of Recipient and Description of Service (a)	Amount of Payments:			
		Water		Sewer	
		Expensed (b)	Capitalized (c)	Expensed (d)	Capitalized (e)
3	Bank Fees: American Bank			\$ 40	
4	Engineering: 21 Design, Midwest Water			\$ 4,046	
5	Legal Services			\$ 17,988	
6	Beckemeier Law, Hush Blackwell				
7	Landman Title Company, Johnson Cnty Title				
8	Audit & Accounting: Mueller Prost			\$ 25,127	
9	Consulting: First Round (OH allocation)			\$ 2,352	
10	PR: PayChex			\$ 240	
11	IT: Nitor Strategy, First Round (OH allocation)			\$ 580	
12					
13					
14					
15					
16					
17					
18					
19	Total	\$ -	\$ -	\$ 50,373	\$ -
		(Total to Pg. W-1)		(Total to Pg. S-1)	

(To be used when filing under seal.)

Indicates formula cell(s)

2 Company Name: **Raccoon Creek Utility Operating Company, Inc.**

CONTRIBUTIONS IN AID OF CONSTRUCTION

INSTRUCTIONS: This account shall include donations or contributions in cash, services, or property for construction purposes. The records supporting the entries to this account shall be so kept that the utility can furnish information as to the purpose of each donation, the conditions, if any, upon which it was made, the amount of each donation, and the amount applicable to each utility department. The credits (deductions) to this account shall not be transferred to any other account without the approval of the Commission.

(a)	Water (b)	Sewer (c)
3 Balance at Beginning of Year <i>(From last years report, Pg. 8)</i>		\$ 569,947
4 PLUS: Additions During the Year <i>(Please provide a detailed explanation.)</i>		
5		
6		
7		
8		
9 Total Additions	\$ -	\$ -
10 LESS: Deductions During the Year <i>(Please provide a detailed explanation.)</i>		
11		
12		
13 Retire and cap off service connection, but no connection fee money returned = no entry here		
14		
15 Total Deductions	\$ -	\$ -
16 Balance at End of Year	\$ -	\$ 569,947
	<i>(Total to Pg. 5)</i>	<i>(Total to Pg. 5)</i>

AMORTIZATION OF CONTRIBUTIONS IN AID OF CONSTRUCTION

(Please identify as Account Number 271A)

17 **PLEASE CHOOSE FROM THE DROP DOWN BOX WHICH METHOD THE UTILITY UTILIZES FOR ITS RECORDS.**

Attached Method

Distribution Method

(a)	Water (b)	Sewer (c)
18 Balance of Amortization at First of Year <i>(not Total of CIAC line 3)</i>		
19 Total Contributions in Aid at End of Year <i>(see above)</i>		
20 Total Plant in Service at End of Year <i>(From Pg. W-5 or S-4)</i>		
21 Percentage Contributions to Plant		
22 Total Depreciation Expense <i>(From Pg. W-5 or S-4)</i>		
23 Total Amortization of Contributions <i>(To Pg. W-1, S-1)</i>		
24 Balance at End of Year		
	<i>(Total to Pg. 5)</i>	<i>(Total to Pg. 5)</i>

OR

Attached Method

(a)	Water (b)	Sewer (c)
25 Balance of Amortization at First of Year <i>(not Total of CIAC Line 3)</i>		\$ 276,500
26 Total Amortization of Contributions <i>(To Pg. W-1, S-1)</i>		\$ 18,894
27 Balance at End of Year	\$ -	\$ 295,394
	<i>(Total to Pg. 5)</i>	<i>(Total to Pg. 5)</i>

Indicates a link to another worksheet within workbook
 Indicates formula cell(s)

2 Company Name: **Raccoon Creek Utility Operating Company, Inc.**

INTEREST EXPENSE, NOTES PAYABLE, BONDS, BANK LOANS AND OTHER DEBTS

INSTRUCTIONS: Please report information for the current annual reporting year. List each separate item of debt. Please identify the named borrower for each debt, if different from the company. Show principal amount to which each interest rate applies. Include all items on which interest was paid during the year. Use additional worksheets if necessary.

Type of Debt (i.e., Notes Payable, Bonds, Bank Loans, Shareholder Loans, Affiliate Loans, etc.) (a)	Contact Information of Each Lender (Name, Address, Phone No., Email) (b)	Origination Date (c)	Initial Loan Amount (d)	Interest Rate (e)	Type of Interest Rate: (Fixed, Variable) (f)	Frequency of Payments (Semi-Monthly, Monthly, Quarterly, Annually, etc.) (g)	Balance of Loan at Year End		Date of Maturity (i)	Debt Paid off During Year? Y or N (k)	Total Interest Paid During the Year (l)	Interest Paid - Charged To:	
							Long Term Debt (Over one year.) (h)	Short Term Debt (Less than one year.) (j)				Water Utility (m)	Sewer Utility (n)
3 Note Payable	Fresh Start, LLC	3/15/15	\$ 1,851,933	14.00%	Fixed	Monthly	\$ 1,812,744.00	\$ 20,940.00	20 Yrs	N	\$ 259,396	\$ -	\$ 259,396
4													
5													
6													
7													
8													
9 Total							\$ 1,812,744.00	\$ 20,940.00			\$ 259,396	\$ -	\$ 259,396

10 If the answer to column (f) is variable, please explain the method used for the interest rate calculation below with corresponding line number from above.

Indicates formula cell(s)



(To be used when filing under seal.)

For the calendar year of January 1 - December 31, **2017**

2 Company Name: Raccoon Creek Utility Operating Company, Inc.

SEWER OPERATING REVENUES, EXPENSES AND STATISTICS

Description (a)	Amount (b)
3 Total Revenues (From Page S-2)	\$ 527,563
<u>Operating Expenses</u>	
4 Salaries & Wages (From Pg. 6)	\$ -
5 Employee Pensions and Benefits	\$ 14,916
6 Purchased Water	\$ -
7 Plant Operations Expenses (From Pg. S-3)	\$ 130,277
8 Billing Expenses	\$ 26,853
9 Supplies and Expenses	\$ 4,160
10 Transportation Expenses	\$ -
11 Rent Expense	\$ 14,874
12 Insurance Expense	\$ 35,364
13 Outside Services Employed (e.g., Legal, Accounting, etc.) (From Pg. 7)	\$ 50,373
14 Regulatory Commission Expenses	\$ 8,795
15 Depreciation Expense (From Pg. S-4)	\$ 85,224
16 Amortization of Contributions in Aid of Construction (From Pg. 8)	\$ (18,894)
17 Amortization Expense	\$ 13,372
18 Tax Expenses (From Pg. S-3)	\$ 12,541
19 Interest Expense (From Pg. 9)	\$ 259,396
20 Other Expenses	\$ 49,636
21 Total Operating Expenses	\$ 686,886
22 Net Income (Loss) - (A negative number indicated by () represents a loss.)	\$ (159,323)

 Indicates a link to another worksheet within workbook
 Indicates formula cell(s)



(To be used when filing under seal.)

2 Company Name: **Raccoon Creek Utility Operating Company, Inc.**

SEWER OPERATING REVENUES, EXPENSES AND STATISTICS (Continued)

(Please indicate if metered amounts are in cubic feet measurements.)

Description of Revenues (a)	No. of Customers		No. of Gallons Sold (000's Omitted) (d)	Revenue Amount (e)
	Beginning of Year (b)	End of Year (c)		
<u>Flat Rate Sales</u>				
3 Residential - Single Family	497	497	XXXX	\$ 522,843
4 Residential - Apartments			XXXX	
5 Residential - Mobile Homes			XXXX	
6 Commercial			XXXX	
7 Other Sales to Public Authorities			XXXX	
8 Other			XXXX	
9 Total Unmetered Sales	497	497	XXXX	\$ 522,843
<u>Metered Sales Based on Gallon Usage</u>				
10 Residential - Single Family				
11 Residential - Apartments				
12 Residential - Mobile Homes				
13 Commercial				
14 Other Sales to Public Authorities				
15 Other				
16 Total Metered Sales	0	0	0	\$ -
<u>Tariffed Operating Revenues</u>				
17 Late Payment Fees				\$ 3,474
18 Returned Check Fees				
19 Inspection Fees				\$ 621
20 Reconnect Fees				\$ 625
21 Other Revenue				
22 Total Operating Revenues (From Tariffed Services)(To Pg. 1, Line 12)				\$ 527,563
<u>Non-Tariffed Revenues</u>				
23 Rent Income				\$ -
24 Other Income (e.g., from Merchandising, Jobing & Contract Work, etc.)				\$ -
25 Total Non-Tariffed Revenues (To Pg. 1, Line 13)				\$ -
26 Total Revenues * (To Pg. 1, Line 14)				\$ 527,563
				(Totals to Pg. 1, Pg. S-1)

* Total Revenues should match Statement of Revenue (MOPSC Assessment).

▼

(To be used when filing under seal.)

- Indicates a link to another worksheet within workbook
- Indicates formula cell(s)

2 Company Name: **Raccoon Creek Utility Operating Company, Inc.**

SEWER OPERATING REVENUES, EXPENSES AND STATISTICS (Continued)

Description (a)	Amount (b)
<u>Plant Operations Expenses</u>	
3 Contracted Maintenance Expenses	
4 Repairs of Sewer Plant - Pump Repair	\$ 2,479
5 Repairs of Sewer Plant - Treatment Repair	\$ 1,486
6 Repairs of Sewer Plant - Collecting Sewers and Manhole Repair	\$ 746
7 Repairs of Sewer Plant - Equipment Repair	
8 Repairs of Sewer Plant - Other	
9 Utility Bills	\$ 30,538
10 Chemicals	\$ 755
11 Sludge Hauling Expenses	\$ -
12 Effluent Testing Expenses	
13 Other Plant Operations Expenses	\$ 94,273
14 Total Plant Operations Expenses	\$ 130,277
	(Total to Pg. S-1)
<u>Tax Expenses</u>	
15 Tax Expense - Property Taxes	\$ 7,513
16 Tax Expense - Payroll Taxes	\$ 5,028
17 Tax Expense - Franchise Taxes	
18 Tax Expense - Other Taxes	
19 Tax Expense - Federal Income Taxes	
20 Tax Expense - State Income Taxes	
21 Tax Expense - Investment Tax Credits	
22 Total Tax Expenses	\$ 12,541
	(Total to Pg. S-1)

 Indicates formula cell(s)

▼

(To be used when filing under seal.)

Company Name: **Raccoon Creek Utility Operating Company, Inc.**

DEPRECIATION EXPENSES AND RESERVE - SEWER UTILITY PLANT

SEWER UTILITY PLANT IN SERVICE		USOA Account No. Class: B, C or D (B)	Plant Balance at Beginning of Year (C)	Additions During the Year (D)	Book Cost of Plant Retired* (E)		Salvage Credit* (G)	Plant Balance at End of Year (C+D-E) (H)	Reserve Balance at Beginning of Year (I)	Annual Depreciation Rate % (J)	Depreciation Expense** J*(C+H)/2 (K)	Reserve Balance at END of Year of Year (I-E-F+G+K) (L)
					Cost of Removal* (F)	Retirement of Property						
<u>Intangible Plant</u>												
3	Organization	301	88,694					88,694	21,756	0.00%		21,756
4	Franchise and Consents	302						0				0
5	Miscellaneous Intangible Plant	303	90,068					90,068				0
<u>Land & Structures</u>												
6	Land and Land Rights	none						0				0
7	Structures and Improvements	none						0				0
<u>Collection Plant</u>												
8	Land and Land Rights	350						0				0
9	Structures and Improvements	351						0				0
10	Collection Sewer - Force	352.1	10,432					10,432	2,173	2.00%	209	2,382
11	Collection Sewer - Gravity	352.2	466,590	4,127				470,717	206,984	2.00%	9,353	218,337
12	Other Collection Plant Facilities	353						0				0
13	Services to Customers	354	25,473		617			24,856	12,075	2.00%	228	11,686
14	Flow Measuring Devices	355						0				0
<u>Pumping Plant</u>												
15	Land and Land Rights	360						0				0
16	Structures and Improvements	361						0				0
17	Receiving Wells and Pump Pits	362	14,929					14,929	187	4.00%	746	933
18	Other Pumping Equipment	363	5,781	17,909				23,690	160	10.00%	896	1,056
<u>Treatment & Disposal</u>												
19	Land and Land Rights	370	95,446					95,446				0
20	Structures and Improvements	371	182,539	4,962				187,500	1,511	3.70%	2,769	4,280
21	Oxidation Lagoon	none	120,122					120,122	71,458	4.60%	6,318	77,776
22	Treatment & Disposal Equipment	372	1,167,209	17,967				1,185,177	20,733	5.00%	58,392	79,125

Company Name: **Raccoon Creek Utility Operating Company, Inc.**

SEWER UTILITY PLANT IN SERVICE **DEPRECIATION EXPENSES AND RESERVE - SEWER UTILITY PLANT**

Account Description (A)	USOA Account No. Class: B, C or D (B)	Plant Balance at Beginning of Year (C)	Additions During the Year (D)	Retirement of Property		Salvage Credit* (G)	Plant Balance at End of Year (C+D-E) (H)	Reserve Balance at Beginning of Year (I)	Annual Depreciation Rate % (J)	Depreciation Expense** J*(C+H)/2 (K)	Reserve Balance at END of Year (L-E-F+G+K) (L)
				Book Cost of Plant Retired* (E)	Cost of Removal* (F)						
23 Sewer Collection (Septic) Tanks	372.1	373.1					0				0
24 Plant Sewer	373	194,094					194,094	146,792	2.50%	4,852	151,644
25 Outfall Sewer Lines	374	131					131	22	2.00%	3	25
26 Other Treatment & Disposal Plant Equipment	375						0				0
General Plant											
27 Land and Land Rights	389						0				0
28 Structures and Improvements	390						0				0
29 Office Furniture and Equipment	391						0				0
30 Office Computer & Electronic Equipment	391.1						0				0
31 Transportation Equipment	392						0				0
32 Other General Equipment	none						0				0
33 Stores Equipment	393						0				0
34 Tools, Shop and Garage Equipment	394	120					120	21	5.00%	6	27
35 Laboratory Equipment	395						0				0
36 Power-operated Equipment	396						0				0
37 Communication Equipment	397	21,789					21,789	363	6.70%	1,452	1,815
38 Miscellaneous Equipment	398						0				0
39 Total Sewer Utility Plant In Service	Totals	2,483,417	44,965	617	0	0	2,527,765	486,235		85,224	570,842
								(Total to Pg. 4 & Pg. 8)		(Total to Pg. 8 & Pg. S-1)	

* Indicates a link to another worksheet within workbook

** Indicates formula cell(s)

All entries included in Columns "E", "F" and "G" should be supported by records that identify the property retired and the cost of removal or salvage in detail.

Annual Depreciation Expense should be calculated based upon actual in-service and retirement date(s) of new equipment and retirements during the period.

The depreciation expense formula provided is only an approximation assuming all activity for the year occurred mid year.

NOTE: All entries should be supported by records that identify the property being added or retired, its location, and its original cost in as much detail as reasonably possible. If adjustments are included in Columns "E", "F" and/or "G", use additional sheets.

Comments:

(To be used when filing under seal.)

1

2 Company Name: Raccoon Creek Utility Operating Company, Inc.

GENERAL INFORMATION

3 Type of Treatment Facilities - Please describe (e.g., lagoon, mechanical or sand filter) and list all that apply.

WPC: Activate Sludge Extended Aeration

4 What is the designed capacity of each treatment facility?

24000 spd

5 What percent of designed capacity of each facility is currently being utilized?

90% - 120% (SSO's)

SLUDGE

6 Was sludge pumped and hauled from your facility? Y N Please provide the hauling provider information in the section below.

(If you have more than five (5) hauls during the year, only list the total annual amount.)

Name of Hauling Co.	Hauling Company's Facility/Location	Date of Haul	No. of Gallons Hauled	Rates Per Gallon	Total Cost of Removal
Clark Enterprises Inc.	Sedalia, MO	8/14/2017	21,000	0.11	\$ 2,310
Frank's Portables & Septic Service, LLC	Sedalia, MO	9/8/2017	62,500	0.12	\$ 7,438
Total Cost					\$ 9,748

7 What is the ultimate disposal of waste solids (e.g. land application, disposal at qualified facility, etc.)?

City of Sedalia

8 List any equipment failure(s) that occurred during the year. Please list when failure(s) occurred and briefly describe them and any corrective measure(s) taken specifically major item(s), (i.e., problem(s) fixed was/were \$250 or above as listed on page 3). Denote "N/A", if applicable.

* Influent pump failed. Grit build up at station. Start maintaining pump station and rebuilt one pump.

COLLECTING SEWERS (measurement in feet)

Kind of Pipe (i.e. Cast Iron, VCP, PVC, etc.) (a)	Diameter of Pipe (b)	Total No. at Beginning of Year (c)	Total No. of Additions During the Year (d)	Total No. Removed or Abandoned During the Year (e)	Total No. at End of Year (f)
9 Force:					0
10 PVC	2"	5,782			5,782
11 Gravity:					0
12 PVC	6" - 8"	5,150			5,150
13					0

LIFT STATIONS

Pumps: Name, Size, Type	Location	H.P.	GPM	TDH
14 2 ABS	Hedge Apple Drive	2	20	13
15				
16				
17				
18				
19				

Indicates a formula cell



2 Company Name: **Raccoon Creek Utility Operating Company, Inc.**

GENERAL INFORMATION

3 Type of Treatment Facilities - Please describe (e.g., lagoon, mechanical or sand filter) and list all that apply.

Villages: 3 cell lagoon & MBBR

4 What is the designed capacity of each treatment facility?

58000 spd

5 What percent of designed capacity of each facility is currently being utilized?

90% - 110% (SSO's)

SLUDGE

6 Was sludge pumped and hauled from your facility? Y N Please provide the hauling provider information in the section below.

(If you have more than five (5) hauls during the year, only list the total annual amount.)

Name of Hauling Co.	Hauling Company's Facility/Location	Date of Haul	No. of Gallons Hauled	Rates Per Gallon	Total Cost of Removal
Total Cost					\$ -

7 What is the ultimate disposal of waste solids (e.g. land application, disposal at qualified facility, etc.)?

8 List any equipment failure(s) that occurred during the year. Please list when failure(s) occurred and briefly describe them and any corrective measure(s) taken specifically major item(s), (i.e., problem(s) fixed was/were \$250 or above as listed on page 3). Denote "N/A", if applicable.

* Influent pump failed. Pump Failed. Replaced pump.
 * Influent pump failed. Pump Failed. Motor starter failure. Repaired motor starter.

COLLECTING SEWERS (measurement in feet)

Kind of Pipe (i.e. Cast Iron, VCP, PVC, etc.) (a)	Diameter of Pipe (b)	Total No. at Beginning of Year (c)	Total No. of Additions During the Year (d)	Total No. Removed or Abandoned During the Year (e)	Total No. at End of Year (f)
9 Force:					0
10 PVC	2"	3,550			3,550
11 Gravity:					0
12 PVC	6" - 8"	8,314			8,314
13					0

LIFT STATIONS

Pumps: Name, Size, Type	Location	H.P.	GPM	TDH
14 2 ABS	SE 125th Road	3	104	20
15				
16				
17				
18				
19				

Indicates a formula cell



Company Name Raccoon Creek Utility Operating Company, Inc.

VERIFICATION

The foregoing report must be verified by the Oath of the President, Treasurer, General Manager or Receiver of the Company. The Oath required may be taken before any person authorized to administer an oath (Notary Public) by the laws of the State in which the same is taken.

OATH

State Of Missouri }
 } ss:
County Of Saint Louis }

Phil W. Macias makes oath and says that
Name of Affiant (Company Official/Representative)

s/he is Chief Financial Officer
Official Title of the Affiant (Company Official/Representative)

of Raccoon Creek Utility Operating Company, Inc.
Exact Legal Title or Name of the Respondent (Certificated Company Name)

and is located at 500 Northwest Plaze Drive, Suite 500, St. Ann, MO 63074 (314-736-7642)
Address and Telephone Number of the Affiant (Company Official/Representative)

that s/he has 1) examined the foregoing report; that to the best of his or her knowledge, information, and belief, all statements of fact contained in the said report are true and the said report is a correct statement of the business and affairs of the above-named respondent, and 2) examined (and updated as applicable) the Company's contact information in EFIS; to the best of his or her knowledge, information, and belief, all listed contacts are correct.

from January 1, 2017, to and including December 31, 2017
Month/Day Year Month/Day Year

[Signature]
Signature of Affiant (Company Official/Representative)
(If electronic signatures are used, you **must** use "s/" before the name.)

Subscribed and sworn to before me, a Notary Public, in and for the State and County above named,
this 8th day of May/June, 2018.
My Commission expires: 1/31/2021



[Signature]
Signature of Notary Public
(If electronic signatures are used, you **must** use "s/" before the name.)
13443468
Notary Public Commission Number