

Bilyeu Ridge Water Company, LLC

Company Full Certificated Name

Do not abbreviate; include any Commission approved AKA/DBA/Fictitious Name, if applicable.

WATER and/or SEWER ANNUAL REPORT

SMALL COMPANY

(Fewer than 8,000 customers)

TO THE

MISSOURI PUBLIC SERVICE COMMISSION

January 1 - December 31, 2017

This filing is required pursuant to Commission Rules 4 CSR 240-3.335 and 4 CSR 240-3.640, and/or Section 393.140 RSMo.

Please indicate which type of service the Company is certificated to provide by checking the appropriate box(es). *(Check all that apply.)*

Water Service Provider

Sewer Service Provider

Please choose one of the following filing type options:

- Public Submission** (NOT Confidential)
- Non-Public Submission** (Confidential / Filed Under Seal)
For this filing to be considered Confidential, additional submission of materials is required pursuant to Commission Rule 4 CSR 240-2.135.

Excel Issued Date: 12/13/2017
Revised:

(To be used when filing under seal.)

For the calendar year of January 1 - December 31, 2017

1
 2 **Company Name:** Bilyeu Ridge Water Company, LLC
 2a **Parent Company Name:** Ozark International, Inc.,
(if applicable)
 3 **Company Mailing Address:** PO Box 1080, Nixa, MO 65714
 4 **Company Street Address:** 786 Croley Blvd., Nixa, MO 65714
 5 **Company Phone Number:** 417-725-3982
 6 **Company E-mail Address:** customersupport@watertechozk.com

7 **Name, title, address, phone number, and e-mail of person(s) to contact concerning information contained in this report:**

7a	<u>Amy Brower</u>	<u>Name/Title</u>
7b	<u>PO Box 1080</u>	<u>Mailing Address</u>
7c	<u>786 Croley Blvd.</u>	<u>Street Address</u>
7d	<u>Nixa MO 65714</u>	<u>City State Zip</u>
7e	<u>417-725-3982</u>	<u>Telephone Number</u>
7f	<u>amy@freelance-bookkeeping.com</u>	<u>E-mail Address</u>

8 Provide the **Total Company and** gross intrastate **Operating Revenues** (i.e., Missouri Jurisdictional) for Calendar Year 2017 .

(BOTH COLUMNS MUST BE COMPLETED)

Water Revenues	**	MO Jurisdictional	**	**	Total Company	**
9 Total Operating Revenues <i>(From Pg. W-2, Line 22)</i>		\$ 21,582			\$ 21,582	
10 Total Non-Tariffed Revenues <i>(Pg. W-2, Line 25)</i>		\$ -				
11 TOTAL REVENUES <i>(From Pg. W-2, line 26)</i>		\$ 21,582			\$ 21,582	

(Total MO Jurisdictional Revenue (Line 11 above) should match Statement of Revenue - MoPSC Assessment).

Sewer Revenues	**	MO Jurisdictional	**	**	Total Company	**
12 Total Operating Revenues <i>(From Pg. S-2, Line 22)</i>		\$ -				
13 Total Non-Tariffed Revenues <i>(From Pg. S-2, Line 25)</i>		\$ -				
14 TOTAL REVENUES <i>(From Pg. S-2, Line 26)</i>		\$ -			\$ -	

(Total MO Jurisdictional Revenue (Line 14 above) should match Statement of Revenue - MoPSC Assessment).

- Indicates a link to or from another worksheet within workbook
- Indicates formula cell(s)

▼

(To be used when filing under seal.)

1

For the calendar year of January 1 - December 31, **2017**

2 Company Name: **Bilyeu Ridge Water Company, LLC**

CAPITAL STOCK (COMMON AND PREFERRED)

Class and Series of Stock (a)	Total Number of Shares Authorized (b)	Par or Stated Value Per Share (c)	Total Number of Shares Issued (d)	Current Book Value of Issued Shares of Stock (e)
n/a				\$ -
				\$ -
				\$ -
				\$ -
				\$ -
Total Value				\$ -

8

SECURITY HOLDERS AND VOTING POWERS

Report below the **NAMES** and **ADDRESSES** of the 10 stockholders who, at the end of the year, had the greatest voting powers in the respondent, **AND STATE THE NUMBER OF VOTES** each would have had a right to cast on that date. If any such holder held in trust, give the nature of the trust and the beneficial owner. Show also total votes of **ALL** securities with voting powers.

Names and Addresses (a)	Number of Votes (b)
n/a	
Total Number of Votes Held by Above	
Total Number of Votes of All Securities with Voting Rights	

17

18

Identify the principal or general officers of the company at the end of the year. Please include an additional sheet, if enough space is not provided on this page, to completely provide the requested information.

Title of General Officer(s)	Name of Person Holding Office
President	Cheryl Brower
Vice President	Mike Potter
Secretary	Mark Heiskell

19

20

21

22

23

24

Indicates formula cell(s)

_____ ▼

(To be used when filing under seal.)

1
2
3
4
5
6
7
8
9
10
11
12
13
14
15
16
17
18
19
20
21
22
23
24
25
26

For the calendar year of January 1 - December 31, 2017

Company Name: Bilyeu Ridge Water Company, LLC

Describe **MAJOR** transactions occurring during the year which will have a effect on operations, such as rate changes, replacement of major equipment and other abnormal cash expenditures of \$250 or more. *(Dollar amounts to be recorded on Page W-5 and/or Page S-4, columns d.)*

James Guerin - Contract Labor - \$5575.00

Lefty's Pump - \$2240.85

Rozell Engineering - \$1500.00

(To be used when filing under seal.)

1

For the calendar year of January 1 - December 31, **2017**

2 Company Name: **Bilyeu Ridge Water Company, LLC**

NOTE: Please do not try to type over formulas. Totals will calculate automatically in this spreadsheet.

BALANCE SHEET
WATER AND SEWER OPERATIONS
ASSETS

	Account Description (a)	**	Amount (b)	**
3	Water Plant In Service (From Pg. W-5)		\$ 136,645	
4	LESS: Water Depreciation Reserve (From Pg. W-5)		\$ 62,714	
5	Net Water Plant in Service (Line 3 MINUS Line 4)		\$ 73,931	
6	Water Materials and Supplies			
7	Water Construction Work in Progress			
8	Water Plant Held for Future Use			
9	Water Plant Acquisition Adjustment			
10	Sewer Plant in Service (From Pg. S-4)		\$ -	
11	LESS: Sewer Depreciation Reserve (From Pg. S-4)		\$ -	
12	Net Sewer Plant in Service (Line 10 MINUS Line 11)		\$ -	
13	Sewer Materials and Supplies			
14	Sewer Construction Work in Progress			
15	Sewer Plant Held for Future Use			
16	Sewer Plant Acquisition Adjustment			
17	Other Plant			
18	Cash		\$ 1,046	
19	Accounts Receivable (i.e., Amounts due from customers or other parties.)		\$ 153	
20	Other Assets			
21	Total Assets*		\$ 75,129	

* **Total Assets should balance with Total Equity and Liabilities on Page 5 (see instructions).
Difference between Equity & Liabilities and Assets (from Pg. 5).**

- Indicates a link to another worksheet within workbook
- Indicates formula cell(s)

▼

(To be used when filing under seal.)

2 Company Name: Bilyeu Ridge Water Company, LLC

NOTE: Please do not try to type over formulas. Totals will calculate automatically in this spreadsheet.

BALANCE SHEET
WATER AND SEWER OPERATIONS
EQUITY AND LIABILITIES

	Account Description (a)		Amount (b)	
3	Capital Stock (From Page 2)		\$ -	
4	Retained Earnings		\$ 12,739	
5	Long-Term Debt (banks, etc. - over 1 year) (From Pg. 9)		\$ -	
6	Short-Term Debt (banks, etc. - less than 1 year) (From Pg. 9)		\$ 10,006	
7	Water Customer Deposits		\$ 800	
8	Water Advances for Construction			
9	Water Contributions In Aid of Construction (From Pg. 8, Line 16)		\$ 53,040	
10	LESS: Water Amortization of Contributions In Aid of Construction (From Page 8, line 24)		\$ 1,456	
11	Net Water Contributions In Aid of Construction (i.e., Line 9 MINUS Line 10)		\$ 51,584	
12	Sewer Customer Deposits			
13	Sewer Advances for Construction			
14	Sewer Contributions In Aid of Construction (From Pg. 8, Line 16)		\$ -	
15	LESS: Sewer Amortization of Contributions In Aid of Construction (From Page 8, line 24)		\$ -	
16	Net Sewer Contributions In Aid of Construction (i.e., Line 14 MINUS Line 15)		\$ -	
17	Deferred Taxes - ITC			
18	Deferred Taxes - Other			
19	Accounts Payable; (Amounts owed to other parties; other than debt listed above.)			
20	Other Liabilities			
21	Total Equity and Liabilities*		\$ 75,129	

* Total Equity and Liabilities should balance with Total Assets on Pg. 4 (see instructions).
 Difference between Equity & Liabilities and Assets (From Pg. 4).

- Indicates a link to another worksheet within workbook
- Indicates formula cell(s)


(To be used when filing under seal.)


EMPLOYEE PAYROLL INFORMATION

INSTRUCTIONS: Please provide names, titles and salaries for all officers and employees with W-2's. Show total compensation paid to each during the year. Include all amounts including bonuses and other allowances. Enter "0" or none where applicable. Provide explanations where necessary. Use additional sheets if necessary.

Contract Employees (i.e., 1099's or other outside parties) should not be listed on this page. (See page 7.)

	Name and Title (a)	Payroll Charged To:			
		Total Utility Compensation (b)	Water Expense (c)	Sewer Expense (d)	Capitalized Payroll (e)
3	Hollis H. "Bert" Brower - President	\$ 665	\$ 665		
4	Jeffrey Colboch	\$ 3,278	\$ 3,278		
5	Connie Long - Office Manager	\$ 1,845	\$ 1,845		
6	Donaleen Alexander - Clerical	\$ 1,091	\$ 1,091		
7	Abigail Long	\$ 65	\$ 65		
8	Sydney Clayman	\$ 793	\$ 793		
9	Valerie Guerin	\$ 303	\$ 303		
10	Cheryl Brower	\$ 165	\$ 165		
11					
12					
13					
14					
15					
16					
17					
18					
19	Total	\$ 8,205	\$ 8,205	\$ -	\$ -
			<i>(Total to Pg. W-1)</i>	<i>(Total to Pg. S-1)</i>	


(To be used when filing under seal.)

 Indicates formula cell(s)

PAYMENTS FOR SERVICES RENDERED BY OTHER THAN EMPLOYEES
(W-2 Employees should be listed on Page 6)

1
2 Company Name:

INSTRUCTIONS: Report below all information concerning rate, management, construction, engineering, research, financial, valuation, legal, accounting, purchasing, advertising, labor relations, public relations, contract operators and contract labor, or other similar professional services or outside services other than employees rendered the respondent under written or verbal arrangements, for which total payments during the year to any corporation, partnership, individual or organization of any kind whatsoever. Attach additional worksheet pages if necessary.

Bilveu Ridge Water Company, LLC

For the calendar year of January 1 - December 31, 2017

Name of Recipient and Description of Service (a)	Amount of Payments:			
	Water		Sewer	
	Expensed (b)	Capitalized (c)	Expensed (d)	Capitalized (e)
3 Amy Brower - Accounting	\$ 175			
4 James Guerin - Contract Labor	\$ 5,575			
5 Wieland & Condry - Legal	\$ 779			
6 Rozell Engineering	\$ 1,500			
7				
8				
9				
10				
11				
12				
13				
14				
15				
16				
17				
18				
19 Total	\$ 8,029	\$ -	\$ -	\$ -
	<i>(Total to Pg. W-1)</i>		<i>(Total to Pg. S-1)</i>	

Page 7

Indicates formula cell(s)

(To be used when filing under seal.)

Company Name: **Bilyeu Ridge Water Company, LLC**

CONTRIBUTIONS IN AID OF CONSTRUCTION

INSTRUCTIONS: This account shall include donations or contributions in cash, services, or property for construction purposes. The records supporting the entries to this account shall be so kept that the utility can furnish information as to the purpose of each donation, the conditions, if any, upon which it was made, the amount of each donation, and the amount applicable to each utility department. The credits (deductions) to this account shall not be transferred to any other account without the approval of the Commission.

(a)	Water (b)	Sewer (c)
3 Balance at Beginning of Year <i>(From last years report, Pg. 8)</i>	\$ 53,040	
4 PLUS: Additions During the Year <i>(Please provide a detailed explanation.)</i>		
5		
6		
7		
8		
9 Total Additions	\$ -	\$ -
10 LESS: Deductions During the Year <i>(Please provide a detailed explanation.)</i>		
11		
12		
13 Retire and cap off service connection, but no connection fee money returned = no entry here		
14		
15 Total Deductions	\$ -	\$ -
16 Balance at End of Year	\$ 53,040	\$ -
	<i>(Total to Pg. 5)</i>	<i>(Total to Pg. 5)</i>

AMORTIZATION OF CONTRIBUTIONS IN AID OF CONSTRUCTION

(Please identify as Account Number 271A)

17 PLEASE CHOOSE FROM THE DROP DOWN BOX WHICH METHOD THE UTILITY UTILIZES FOR ITS RECORDS.

Distribution Method

Distribution Method

(a)	Water (b)	Sewer (c)
18 Balance of Amortization at First of Year <i>(not Total of CIAC line 3)</i>		
19 Total Contributions in Aid at End of Year <i>(see above)</i>	\$ 53,040	\$ -
20 Total Plant in Service at End of Year <i>(From Pg. W-5 or S-4)</i>	\$ 136,645	\$ -
21 Percentage Contributions to Plant	38.82%	0.00%
22 Total Depreciation Expense <i>(From Pg. W-5 or S-4)</i>	\$ 3,750	\$ -
23 Total Amortization of Contributions <i>(To Pg. W-1, S-1)</i>	\$ 1,456	\$ -
24 Balance at End of Year	\$ 1,456	\$ -
	<i>(Total to Pg. 5)</i>	<i>(Total to Pg. 5)</i>

OR

Attached Method

(a)	Water (b)	Sewer (c)
25 Balance of Amortization at First of Year <i>(not Total of CIAC Line 3)</i>		
26 Total Amortization of Contributions <i>(To Pg. W-1, S-1)</i>		
27 Balance at End of Year		
	<i>(Total to Pg. 5)</i>	<i>(Total to Pg. 5)</i>

- Indicates a link to another worksheet within workbook
- Indicates formula cell(s)

(To be used when filing under seal.)

INTEREST EXPENSE, NOTES PAYABLE, BONDS, BANK LOANS AND OTHER DEBTS

INSTRUCTIONS: Please report information for the **current annual reporting** year. List each separate item of debt. Please identify the named borrower for each debt, if different from the company. Show principal amount to which each interest rate applies. Include all items on which interest was paid during the year. Use additional worksheets if necessary.

1
2 Company Name: **Bilyeu Ridge Water Company, LLC**
For the calendar year of January 1 - December 31 2017

	Type of Debt <i>(i.e., Notes Payable, Bonds, Bank Loans, Shareholder Loans, Affiliate Loans, etc.)</i> (a)	Contact Information of Each Lender <i>(Name, Address, Phone No., Email)</i> (b)	Origination Date (c)	Initial Loan Amount (d)	Interest Rate (e)	Type of Interest Rate: (Fixed, Variable) (f)	Frequency of Payments <i>(Semi-Monthly, Monthly, Quarterly, Annually, etc.)</i> (g)	Balance of Loan at Year End		Date of Maturity (i)	Debt Paid off During Year? Y or N (k)	Total Interest Paid During the Year (l)	Interest Paid - Charged To:		
								Long Term Debt <i>(Over one year.)</i> (h)	Short Term Debt <i>(Less than one year.)</i> (i)				Water Utility (m)	Sewer Utility (n)	
3	Shareholder Loan	Bert Brower	4/1/13	\$ 2,815	0.00%	Fixed	Annually		\$ 8,838.96	1/1/18					
4	Shareholder Loan	Bert Brower	12/31/14	\$ 1,167	0.00%	Fixed	Annually		\$ 1,167.00	1/1/18					
5															
6															
7															
8															
9	Total							\$ -	\$ 10,005.96			\$ -	\$ -	\$ -	
								<i>(Totals to Page 5)</i>				<i>(Total to Pg. W-1)</i>		<i>(Total to Pg. S-1)</i>	

10 If the answer to column (f) is variable, please explain the method used for the interest rate calculation below with corresponding line number from above.

Indicates formula cell(s)

(To be used when filling under seal.)

1


For the calendar year of January 1 - December 31, **2017**

2 Company Name: **Bilyeu Ridge Water Company, LLC**

WATER OPERATING REVENUES, EXPENSES AND STATISTICS

	Description (a)	Amount (b)
3	Total Revenues <i>(From Pg. W-2)</i>	\$ 21,582
	<u>Operating Expenses</u>	
4	Salaries & Wages <i>(From Pg. 6)</i>	\$ 8,205
5	Employee Pensions and Benefits	
6	Purchased Water	
7	Plant Operations Expenses <i>(From Pg. W-3, Line 12)</i>	\$ 3,509
8	Billing Expenses	\$ 397
9	Supplies and Expenses	\$ 1,556
10	Transportation Expenses	\$ 438
11	Rent Expense	\$ 312
12	Insurance Expense	\$ 338
13	Outside Services Employed <i>(e.g., Legal, Accounting, etc.) (From Pg.7)</i>	\$ 8,029
14	Regulatory Commission Expenses	\$ 168
15	Uncollectible Expenses	\$ 88
16	Depreciation Expense <i>(From Pg. W-5, Line 49)</i>	\$ 3,750
17	Amoritzation of Contributions in Aid of Construction <i>(From Page 8)</i>	\$ (1,456)
18	Amortization Expense	
19	Tax Expenses <i>(e.g., Property, State, Federal, etc.) (From Pg. W-3, Line 20)</i>	\$ 684
20	Interest Expense <i>(From Pg. 9)</i>	\$ -
21	Other Expenses	
22	Total Operating Expenses	\$ 26,018
23	Net Income (LOSS) - <i>(A negative number indicated by () represents a loss.)</i>	\$ (4,436)

 Indicates a link to another worksheet within workbook

 Indicates formula cell(s)

(To be used when filing under seal.)

1

For the calendar year of January 1 - December 31, **2017**

2 Company Name: **Bilyeu Ridge Water Company, LLC**

WATER OPERATING REVENUES, EXPENSES AND STATISTICS (Continued)

(Please indicate if metered amounts are in cubic feet measurements.)

Description (a)	No. of Customers		No. of Gallons Sold (000's Omitted) (d)	Revenue Amount (e)
	Beginning of Year (b)	End of Year (c)		
<u>Unmetered Sales of Water</u>				
3 Residential - Single Family			XXXX	
4 Residential - Apartments			XXXX	
5 Residential - Mobile Homes			XXXX	
6 Commercial			XXXX	
7 Other Sales to Public Authorities			XXXX	
8 Other			XXXX	
9 Total Unmetered Sales	0	0		\$ -
<u>Metered Sales of Water</u>				
10 5/8" Meter				
11 3/4" Meter				
12 1" Meter	55	55	2,636,002	\$ 21,582
13 1 1/2" Meter				
14 2" Meter				
15 Other				
16 Total Metered Sales	55	55	2,636,002	\$ 21,582
<u>Tariffed Operating Revenues</u>				
17 Late Payment Fees				
18 Returned Check Fees				
19 Inspection Fees				
20 Reconnect Fees				
21 Other Revenue				
22 Total Operating Revenues <i>(From Tariffed Services) (To Pg. 1, line 9)</i>				\$ 21,582
<u>Non Tariffed Revenues</u>				
23 Rent Income				
24 Other Income, <i>(e.g., from Merchandising, Jobbing & Contract Work, etc.)</i>				
25 Total Non-Tariffed Revenues <i>(To Pg. 1, Line 10)</i>				\$ -
26 Total Revenues * <i>(To Pg. 1, Line 11)</i>				\$ 21,582
				<i>(Total to Pg. W-1 and Pg. 1)</i>

* **Total Operating Revenues should match Statement of Revenue (MOPSC Assessment).**

- Indicates a link to another worksheet within workbook
- Indicates formula cell(s)

(To be used when filing under seal.)


1


For the calendar year of January 1 - December 31, **2017**

2 Company Name: **Bilyeu Ridge Water Company, LLC**

WATER OPERATING REVENUES, EXPENSES AND STATISTICS (Continued)

Description of Expenses (a)	Amount (b)
<u>Plant Operations Expenses</u>	
3 Repairs of Water Plant - Pump Repair	\$ 275
4 Repairs of Water Plant - Well Repair	
5 Repairs of Water Plant - Water Line Repair	
6 Repairs of Water Plant - Equipment Repair	
7 Repairs of Water Plant - Other	
8 Fuel or Power Purchases for Pumping (<i>i.e., Electric Bills, etc.</i>)	\$ 2,854
9 Chemicals	
10 Water Testing Expenses	\$ 380
11 Other Plant Operations Expenses	
12 Total Plant Operations Expenses	\$ 3,509
	<i>(Total to Page W-1)</i>
<u>Tax Expenses</u>	
13 Tax Expense - Property Taxes	
14 Tax Expense - Payroll Taxes	\$ 684
15 Tax Expense - Franchise Taxes	
16 Tax Expense - Other Taxes	
17 Tax Expense - Federal Income Taxes	
18 Tax Expense - State Income Taxes	
19 Tax Expense - Investment Tax Credits	
20 Total Tax Expenses	\$ 684
	<i>(Total to Pg. W-1)</i>

 Indicates a link to another worksheet within workbook

 Indicates formula cell(s)

(To be used when filing under seal.)

PUMPING AND PURCHASED WATER STATISTICS

(Omit 000's in reporting number of gallons or cubic feet of water. Use additional sheets if necessary.)

1
 2 Company Name: **Bilyeu Ridge Water Company, LLC**
 For the calendar year of January 1 - December 31 2017

GALLONS PUMPED INTO SYSTEM					
Please indicate measurements given are in gallons or cubic feet by choosing from the dropdown box.					Gallons ▼
SERVICE MONTHS (Number of gallons pumped per month.) (a)	SOURCE OF SUPPLY (Please name <u>each</u> source below in columns b-e (i.e., Well #1, etc.)				TOTAL OF ALL METHODS (b+c+d+e=f) (f)
	Well #1				
	(b)	(c)	(d)	(e)	
JANUARY	229,060				229,060
FEBRUARY	206,010				206,010
MARCH	178,130				178,130
APRIL	286,870				286,870
MAY	171,960				171,960
JUNE	168,450				168,450
JULY	250,130				250,130
AUGUST	338,040				338,040
SEPTEMBER	313,010				313,010
OCTOBER	306,650				306,650
NOVEMBER	236,310				236,310
DECEMBER	180,440				180,440
Totals for Year	2,865,060	0	0	0	2,865,060

18 Maximum Quantity Supplied to the System in Any One Day: Minimum:

19 Range of Pressure in the Mains as Measured at the Highest Point on System:

If Water is Sold to Other Utilities for Resale, List Names, Addresses, Phone Numbers and Quantities Below:			
Name of Reseller	Address	Phone Number	Quantity

Page W-4

- Indicates a link to another worksheet within workbook
- Indicates formula cell(s)

▼
 (To be used when filing under seal.)

Company Name: **Bilyeu Ridge Water Company, LLC**

WATER UTILITY PLANT IN SERVICE

DEPRECIATION EXPENSES AND RESERVE - WATER UTILITY PLANT

Account Description (A)	USOA Account. No. Class B, C or D (B)	Plant Balance at Beginning of Year (C)	Additions During the Year (D)	Book Cost of Plant Retired* (E)	Cost of Removal* (F)	Salvage Credit* (G)	Plant Balance at End of Year (C+D-E) (H)	Reserve Balance at Beginning of Year (I)	Annual Depreciation Rate % (J)	Depreciation Expense** J*(C+H)/2 (K)	Reserve Balance at END of Year (I-E-F+G+K) (L)
<u>Intangible Plant</u>											
3 Organization	301	3,000					3,000				0
4 Franchise and Consents	302						0				0
5 Miscellaneous Intangible Plant	303						0				0
<u>Source of Supply Plant</u>											
6 Land and Land Rights	310	6,000					6,000				0
7 Structures and Improvements	311	6,630					6,630	3,142	2.00%	133	3,275
8 Collecting & Impounding Reservoirs	312						0				0
9 Lake, River, and Other Intakes	313						0				0
10 Wells and Springs	314	15,420					15,420	6,352	2.00%	308	6,660
11 Infiltration Galleries and Tunnels	315						0				0
12 Supply Mains	316						0				0
13 Other Water Source Plant	317						0				0
<u>Pumping Plant</u>											
14 Land and Land Rights	320						0				0
15 Structures and Improvements	321						0				0
16 Boiler Plant Equipment	322						0				0
17 Other Power Production Equipment	323						0				0
18 Submersible Electric Pumping	325.1						0				0
19 High Service or Booster Pumps	325.2	13,804	2,241	900			15,145	6,072	10.00%	1,515	6,687
20 Diesel Pumping Equipment	326						0				0
21 Hydraulic Pumping Equipment	327						0				0
22 Other Pumping Equipment	328						0				0

Company Name: **Bilyeu Ridge Water Company, LLC**

WATER UTILITY PLANT IN SERVICE

DEPRECIATION EXPENSES AND RESERVE - WATER UTILITY PLANT

Account Description (A)	USOA Account. No. Class B, C or D (B)	Plant Balance at Beginning of Year (C)	Additions During the Year (D)	Book Cost of Plant Retired* (E)	Cost of Removal* (F)	Salvage Credit* (G)	Plant Balance at End of Year (C+D-E) (H)	Reserve Balance at Beginning of Year (I)	Annual Depreciation Rate % (J)	Depreciation Expense** J*(C+H)/2 (K)	Reserve Balance at END of Year (I-E-F+G+K) (L)
<u>Water Treatment Plant</u>											
23 Land and Land Rights	330						0				0
24 Structures and Improvements	331						0				0
25 Water Treatment Equipment	332						0				0
<u>Transmission & Distribution Plant</u>											
26 Land and Land Rights	340						0				0
27 Structures and Improvements	341						0				0
28 Distribution Reservoirs & Standpipes	342	11,685					11,685	5,138	2.00%	234	5,372
29 Transmission & Distribution Mains	343	75,705					75,705	36,389	2.00%	1,514	37,903
30 Fire Mains	344						0				0
31 Services	345						0				0
32 Meters	346	2,520					2,520	2,500	10.00%	20	2,520
33 Meter Installations	347						0				0
34 Hydrants	348						0				0
35 Other Transmission & Distribution Plant	349						0				0
<u>General Plant - (Class B&C are Same)</u>											
36 Land and Land Rights	389						0				0
37 Structures and Improvements	390						0				0
38 Office Furniture and Equipment	391	540					540	271	5.00%	27	298
39 Office Computer & Electronic Equipment	391.1						0				0
40 Transportation Equipment	392						0				0
41 Other General Equipment	none						0				0
42 Stores Equipment	393						0				0

Company Name: **Bilyeu Ridge Water Company, LLC**

WATER UTILITY PLANT IN SERVICE

DEPRECIATION EXPENSES AND RESERVE - WATER UTILITY PLANT

Account Description (A)	USOA Account. No. Class B, C or D (B)		Plant Balance at Beginning of Year (C)	Additions During the Year (D)	Book Cost of Plant Retired* (E)	Cost of Removal* (F)	Salvage Credit* (G)	Plant Balance at End of Year (C+D-E) (H)	Reserve Balance at Beginning of Year (I)	Annual Depreciation Rate % (J)	Depreciation Expense** J*(C+H)/2 (K)	Reserve Balance at END of Year (I-E-F+G+K) (L)
	Retirement of Property											
43 Tools, Shop and Garage Equipment	394	none					0					0
44 Laboratory Equipment	395	none					0					0
45 Power-operated Equipment	396	none					0					0
46 Communication Equipment	397	none					0					0
47 Miscellaneous Equipment	398	none					0					0
48 Other Tangible Property	399	none					0					0
49 Total Water Utility Plant In Service	Totals		135,304	2,241	900	0	0	136,645	59,864		3,750	62,714
								(Total to Pg. 4 & 8)			(Total to Pg. 8 & Pg. W-1)	(Total to Pg. 4)

- Indicates a link to another worksheet within workbook
- Indicates formula cell(s)

(To be used when filing under seal.)

- * All entries included in Columns "E", "F" and "G" should be supported by records that identify the property retired and the cost of removal or salvage in detail.
- ** Annual Depreciation Expense should be calculated based upon actual in-service and retirement date(s) of new equipment and retirements during the period.
- ** The depreciation expense formula provided is only an approximation assuming all activity for the year occurred mid year.

NOTE: All entries should be supported by records that identify the property being added or retired, its location, and its original cost in as much detail as reasonably possible. If adjustments are included in Columns "E", "F" and/or "G", use additional sheets.

Comments:

1
2

For the calendar year of January 1 - December 31, 2017

Company Name: Bilyeu Ridge Water Company, LLC

PUMP INFORMATION

Pump Manufacturer (a)	Type of Pump (i.e., High Service, Well, Standby, etc.) (b)	Capacity (c)	Date Installed (d)	Date of Last Motor Replacement (e)	Date of Last Pump Replacement (f)
3 Grundfos	Well	7.5	1/2/07		
4 Berkley	High Service	5.5	10/1/06		11/1/17
5 Berkley	High Service	5.5	1/1/92	3/22/08	
6 Berkley	High Service	5.5	11/1/17		
7					
8					
9					
10					
11					
12					

(To be used when filing under seal.)

1
2

For the calendar year of January 1 - December 31, 2017

Company Name: Bilyeu Ridge Water Company, LLC

WELL INFORMATION

Description of Wells (a)	Well ID#/ Location	Well ID#/ Location	Well ID#/ Location	Well ID#/ Location
	Well #1			
	(b)	(c)	(d)	(e)
4 Year Constructed	in 1991			
5 Type of Construction	Drilled			
6 Type and Depth of Casing	Steel			
7 Depth and Diameter of Well	900' and 10"			
8 Yield of Well in Gallons per day	14,000			
<u>Chemicals</u>				
9 Type -	none			
10 Annual Cost -				
11 Annual Quantity -				


(To be used when filing under seal.)

METERS AND METER SETTINGS

Customer Class (a)	Meter Size (b)	Total at Beginning of Year (c)	Total Number of Additions (d)	Total Number Removed or Disconnected (e)	Total at End of Year (f)
3 <u>Residential:</u>					
4	1"	55	0	0	55
5					0
6					0
7 <u>Other Customers:</u>					
8					0
9					0
10 Total in Use by Customers		55	0	0	55
11 <u>Not in Use: (i.e., Inventory)</u>					
12					0
13					0
14 Total Meters		55	0	0	55

STORAGE FACILITIES

Type of Storage (i.e., Pneumatic, Ground, Standpipes, Elevated Tanks, etc.) (a)	Construction Material (b)	Last Date Painted if Applicable (indicate interior or exterior) (c)	Capacity (d)
15 Ground	Steel	01/01/08	2@6.70
16 Pneumatic	Steel	when installed	6@40
17			
18			
19			

 Indicates formula cell(s)

(To be used when filing under seal.)

WATER MAINS (measurement in feet)

	Kind of Pipe <i>(i.e., Cast Iron, Galvanized, Iron, PVC, etc.)</i> (a)	Diameter of Pipe (b)	Total at Beginning of Year (c)	Total Additions During the Year (d)	Total Removed or Abandoned During the Year (e)	Total at End of Year (f)
3	PVC	4"	14,350			14,350
4	PVC	3"	2,275			2,275
5						0
6						0
7						0
8						0
9						0
10						0
11						0
12						0
13						0
14						0
15						0
16	Total Mains		16,625	0	0	16,625

SERVICE CONNECTIONS AVAILABLE FOR USE (from Main to Property Line)

	Size and Type of Material <i>(i.e., Iron, Copper, PVC, etc.)</i> (a)	Total No. at Beginning of Year (b)	Total No. of Additions (c)	Total No. Retired or Abandoned (d)	Total No. at End of Year (e)
	<u>In Use:</u>				
17	PVC	55			55
18					0
19					0
20					0
	<u>For Future Use:</u>				
21					0
22					0
23					0
24					0
25	Total of All Services	55	0	0	55

1
2 Company Name: Bilyeu Ridge Water Company, LLC

For the calendar year of January 1 - December 31, 2017

Indicates formula cell(s)

(To be used when filing under seal.)

Company Name Bilyeu Ridge Water Company, LLC

VERIFICATION

The foregoing report must be verified by the Oath of the President, Treasurer, General Manager or Receiver of the Company. The Oath required may be taken before any person authorized to administer an oath (Notary Public) by the laws of the State in which the same is taken.

OATH

State Of Missouri }
 County Of Christian } ss:
Cheryl H. Brower makes oath and says that
 Name of Affiant (Company Official/Representative)
 s/he is President
 Official Title of the Affiant (Company Official/Representative)
 of Bilyeu Ridge Water Co, LLC
 Exact Legal Title or Name of the Respondent (Certificated Company Name)
 and is located at 786 Crowley Blvd. Nixa, Mo 65714
 Address and Telephone Number of the Affiant (Company Official/Representative)

that s/he has 1) examined the foregoing report; that to the best of his or her knowledge, information, and belief, all statements of fact contained in the said report are true and the said report is a correct statement of the business and affairs of the above-named respondent, and 2) examined (and updated as applicable) the Company's contact information in EFIS; to the best of his or her knowledge, information, and belief, all listed contacts are correct.

from January 1, 2017, to and including December 31, 2017
Month/Day Year Month/Day Year

Cheryl H. Brower
Signature of Affiant (Company Official/Representative)
(If electronic signatures are used, you must use "/s/" before the name.)

Subscribed and sworn to before me, a Notary Public, in and for the State and County above named,
this 28th day of March, 2018
My Commission expires: 8/10/21

JOMANDA M HANAFIN
Notary Public - Notary Seal
STATE OF MISSOURI
Christian County
My Commission Expires Aug. 10, 2021
Commission #17901773

Jomanda M. Hanafi
Signature of Notary Public
(If electronic signatures are used, you must use "/s/" before the name.)
17901773
Notary Public Commission Number