



McCULLOUGH and ASSOCIATES, L.L.C.

MEMBERS
AMERICAN INSTITUTE OF
CERTIFIED PUBLIC ACCOUNTANTS

TERRY L. McCULLOUGH, CPA
SCOTT E. BONACKER, CPA
JAMES E. DEAL, CPA

820 E. PRIMROSE
SPRINGFIELD, MISSOURI 65807
PHONE: 417.883.1212 • FAX: 417.883.4887
www.McCulloughandAssociatesCPA.com

SANDRA K. IPOCK, CPA, CFE
DIANE R. SMITH, CPA
JOHN J. O'DONNELL, CPA
LAURA S. DOWELL, CPA

May 13, 2009

Data Center
Missouri Public Service Commission
200 Madison Street, Suite 100
Jefferson City, MO 65101

RE: Tri-States Utility, Inc. Annual Report

In accordance with the approved request for a 30-day extension of time, Tri-States Utility, Inc. ("Tri-States") respectfully submits its 2008 Missouri Public Service Commission Annual Report.

Tri-States is submitting two versions of its Annual Report. One version is a fully completed confidential non-public version to be kept under seal. The other version is a non-proprietary public version.

Questions regarding the confidential portion of the annual report should be directed to:

Terry L. McCullough
820 E. Primrose
Springfield, MO 65807
(417) 883-1212
TerryM@mca-cap.net

Sincerely,

Terry L. McCullough

Enclosures

BEFORE THE PUBLIC SERVICE COMMISSION
OF THE STATE OF MISSOURI


Annual Report of Tri-States Utility, Inc.)
For the Year Ended December 31, 2008,)
Filed Pursuant to 4 CSR 240-3.640.)

AFFIDAVIT OF TERRY L. MCCULLOUGH

STATE OF MISSOURI)
)
COUNTY OF GREENE) ss

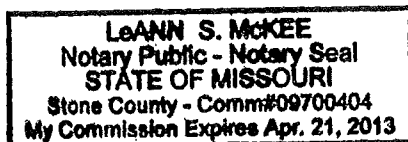
Terry L. McCullough, being first duly sworn on his oath, states:


1. My name is Terry L. McCullough, and I am the corporate secretary of Tri-States Utility, Inc., authorized to make this Affidavit on its behalf.
2. Tri-States Utility, Inc. is submitting its Annual Report for the year ended December 31, 2008, in both a fully completed version and redacted public version that does not contain information submitted under seal.
3. Tri-States Utility, Inc. submits the following highly confidential information to be kept under seal: Page 7, "Payroll Information." This information redacted from the public version of the attached annual report should be afforded confidential treatment because it contains current salary information; the disclosure of such sensitive information could cause damage to Tri-States' financial and business operations. This current data regarding Tri-States' employees is not public information and is not publicly available in any format.
4. I have knowledge of the matters set forth herein. I hereby swear and affirm that the information provided herein is true and accurate to the best of my knowledge, information and belief.



Terry L. McCullough

Subscribed and sworn to before me this 14th day of May, 2009.





Notary Public

My Commission Expires: 4-21-2013

TRI-STATES UTILITY, INC.

Company Full Certificated Name (Do not abbreviate and include any Commission approved AKA/DBA/Fictitious Name, if applicable.)

Parent Company Name (if applicable; Do not abbreviate.)

WATER and/or SEWER ANNUAL REPORT

SMALL COMPANY

TO THE

MISSOURI PUBLIC SERVICE COMMISSION

For the Calendar Year of
January 1 - December 31, 2008

Please select how the company is certificated with the Commission under the Company Name as shown above (check all that apply):

Water Service Provider

Sewer Service Provider

Please choose one of the following filing options:

Public Submission (NOT Highly Confidential)

Non-Public Submission (Highly Confidential / Filed Under Seal)
For this filing to be considered Highly Confidential, additional submission of materials is required pursuant to Commission rule 4 CSR 240-3.335 and/or 4 CSR 240-3.640, Section 392.210, RSMo., and/or Section 393.140, RSMo.

Missouri Public Service Commission 2008 Annual Report Instructions

General Form Information

This report is due to the Missouri Public Service Commission on or before **April 15th** and is required to be filed on a calendar year basis pursuant to the Commission rules (4 CSR 240-3.335 and/or 4 CSR 240-3.640). Failure to file this report by the deadline of April 15, 2009, could result in penalties up to \$100 for every day the report is late pursuant to Section 392.210, RSMo.

- If the document has been prepared by a third-party preparer, it is the responsibility of the company personnel attesting to the accuracy of the document, to review the document before submission to the Missouri Public Service Commission.
- After the annual report is complete, save the file to your computer. You may submit it electronically through the Commission's Electronic Filing and Information System (EFIS), as a non-case related submission (see Electronic Filing Instructions on Instructions Pages IV - V for details) or print the form, keep a copy for your records, and prepare for mailing.
- You shall use the form provided by the Commission. You may use one of the three versions provided: 1) the Adobe Fillable document, 2) the Excel version, or 3) the Adobe document that shall be printed and completed by hand.
- The Excel form is "read only". You must save or copy the file to your computer's hard drive to input information into the annual report form.
- If additional space is needed for entering information on a page, please insert a worksheet or page and copy the formats or lines into the new sheet to accommodate the necessary information.

Questions about the annual report form or its contents may be submitted to: Joan Wandel at (573) 751-4785 or by e-mail at joan.wandel@psc.mo.gov.

Treatment of Highly Confidential Information (Submission Under Seal)

Utilities may request classification of selected portions of their annual report as non-public (highly confidential / filed under seal) pursuant to the Commission rules at 4 CSR 240-3.335 and/or 4 CSR 240-3.640.

Please note that all information classified as non-public will still remain subject to potential disclosure as provided under the Missouri open records act (Chapter 610 RSMo) and Section 386.480, RSMo.

In order to include Highly Confidential information in the annual report, the submitter must:

Provide two versions of the annual report;

- 1) a Public version with the Highly Confidential information redacted (removed), and
- 2) a fully completed version to be kept as Highly Confidential with restricted access.

Below are the procedures outlining the requirements for each type of submission:

(A) Public version

1. Cover – Check the "Public Submission" box and denote "NP" (Non-Proprietary) in the lower right corner.
2. Completion – All pages should be completed excluding the non-public information.
3. Page Designation – Each page that has had Highly Confidential information removed must have a "NP" (Non-Proprietary) designation in the lower right corner.
4. Format – where Highly Confidential information has been removed, two (2) asterisks shall be placed before and after the information, e.g. ****highly confidential information removed****. Blank spaces must be left to insure the information remains on the same line and page as in the Highly Confidential version.

Treatment of Highly Confidential Information (Submission Under Seal) continued on the next page.

Missouri Public Service Commission 2008 Annual Report Instructions

Treatment of Highly Confidential Information (Submission Under Seal) - continued

(B) Highly Confidential version

1. Cover – Check the “Non-Public Submission” box and denote “HC” in the lower right corner.
2. Completion – All pages should be completed including the Highly Confidential information
3. Page Designation – Each page that contains Highly Confidential information must have a “HC” (Highly Confidential) designation in the lower right corner.
4. Format – Highly Confidential information shall be designated by two (2) asterisks before and after the information, e.g. ****your highly confidential information here****.

(C) Additional documents required with both submissions:

1. A cover letter stating the utility is designating some or all of the information in its annual report as confidential and requesting non-public treatment under seal. The name, phone number and e-mail address (if available) of the person responsible for addressing questions regarding the confidential portions of the annual report must be included.
2. A notarized affidavit that clearly identifies the specific types of information to be kept under seal. Justification of why the specific information should be a closed record and a statement attesting that none of the information is available to the public in any format.

Detailed Form Information

Page **Definitions and/or Instructions**

Cover **Company Name:** This shall reflect the certificated name of the company that the Commission approved in a case; when this field is filled in, it will automatically populate the company name at the top of each of the following sheets.
The company name listed on the cover shall include any Commission approved fictitious name or d/b/a name.

Parent Company Name: This shall reflect any company that is doing business as the name indicated on the Company Name line. For example, if the company name was ABC Company d/b/a 123, ABC Company would be listed as the Parent Company with 123 listed on the Company Name line.

Year: When the reporting period year is entered, it will automatically populate at the top of all subsequent pages.

First check box (certification/registration type):

Check the box if the company listed on the Company Name line has been approved as competitively classified by the Commission.

Second set of check boxes (security level/filing options):

Check the first box (Public Submission) if this is the public version of the annual report.

Check the bottom box (Non-Public Submission) only if the annual report contains proprietary or highly confidential information in the report. The annual report submission will be considered deficient unless this submission is accompanied by the required documentation. Please see Treatment of Highly Confidential Information in the above section for details.

Verification Page The verification page must be **completed** in full, including notary seals, if or where applicable.
The **State Of** and **County Of** fields shall be filled with the location where the notary operates and where this document was notarized.
Legal Name of Affiant: Any representative of the company authorized to attest to the accuracy of the annual report.
Official Title of the Affiant: Title of the representative named on the line just above this one.

(Verification Page instructions continued on the next page.)

Missouri Public Service Commission 2008 Annual Report Instructions

Detailed Form Information (continued)

Page Definitions and/or Instructions

Verification Page (continued)

Exact Legal Title or Name of the Respondent: Company Name as certificated/registered with the Commission, as listed on the cover and the top of the verification sheet.

Signature of Affiant: Signature of authorized company representative named above on the verification page.

The remaining fields are for completion by the notary including the date, month and year of the notarization, the notary's commission expiration date, notary signature, and placement of the notary stamps or seals, where applicable.

When submitting the annual report form electronically, complete the verification page in full. Electronic signatures are acceptable pursuant to Sections 432.200 through 432.295 RSMo.

The original document shall be notarized and kept for your records. On the electronic version, type the electronic signatures (/s/ John Doe) and dates that are reflected on the original document.

Options for Submitting the Annual Report to the Missouri Public Service Commission

The annual report may be submitted to the Missouri Public Service Commission by either of the following methods:

1. Electronically through the Electronic Filing and Information System (EFIS).

This system accepts submissions 24 hours a day and saves on postage/shipping expenses.

Please see **Instructions Page IV - V** for detailed instructions to use this system. If you have questions while using EFIS, staff is available Monday - Friday from 8:00 a.m. - 5:00 p.m. (excluding State holidays) to assist you at (573) 751-7496.

NOTE: E-mails and faxes are NOT acceptable methods of filing the annual report electronically.

or

2. Mail to the following address:

Missouri Public Service Commission
Attention: Data Center

For package delivery:

200 Madison Street, Suite 100
Jefferson City, MO 65101

For U.S. Mail:

P.O. Box 360
Jefferson City, MO 65102-0360

Missouri Public Service Commission 2008 Annual Report Instructions

Electronic Filing of 2008 Annual Report Information

If you submit your information electronically, please do not send in a paper copy.

In order to file in the Electronic Filing and Information System (EFIS):

- You must have a user ID and password,
- The company you are filing on behalf of must be registered in EFIS.
(All certificated companies are already registered in EFIS. Please do not create a company registration),
- The person making the filing must be registered as a contact for the company/firm they are making the filing on behalf of, and
- You need to have the information you want to submit saved electronically.

If you are unsure if you have a user ID, if your company is registered, or if you are registered as a contact for the company, please contact the Data Center at datacenter-psc@psc.mo.gov or (573) 751-7496 before completing new registration information.

To access EFIS, go to the PSC website at <http://www.psc.mo.gov>. Click the 'EFIS / Case Filings' link from the menu on the left-hand side. Scroll down to the 'Main Menu Section of EFIS' and click on the 'EFIS' link. This will take you to the EFIS Welcome Screen.

- Click the orange 'Logon' button on the left-hand side.
- Enter your User ID and Password.

NOTE: Passwords are case sensitive.

Submission of Annual Report

- Click on the 'Filing/Submission' menu option.
- Click on the 'Non-Case Related Submission' link.

Complete the Non-Case Related Submission screen with the following information:

- Type of Utility – Select the utility type as which the company is certificated/registered. Separate submissions are required if a company has multiple certifications/registrations (Example: Water and Sewer; or CLEC and IXC).
- Company – Select certificated company name. Choose d/b/a name, if applicable. This name should match the name at the top of the annual report's cover page.
- Type of Submission – Select 'Annual Report (Mo PSC)'.
- Report for Calendar Year - Type in 2008.
- Applicable Case No. – Leave blank.
- Date Filed – Will already be filled in.
- Comments – Type in 2008 Annual Report.
- Click on the 'Continue' button.
This will take you to the Filing/Submission Attachment screen.
- Click on 'Browse' – Select the file that contains the completed annual report.
- Choose the security level for your document: Public, Highly Confidential, or Proprietary.
- Click the 'Attach' button.
On screen instructions are provided for attaching more than one document. Confirm that the correct document is attached before proceeding.
- Click the 'Done with Attach' button.
This will return you to the original submission screen.
- Scroll down and click on the 'Submit' button.

This will complete your submission and assign a non-case related tracking number (BMAR-2009-xxxx). Please retain this number for your records.

Missouri Public Service Commission 2008 Annual Report Instructions

Electronic Filing of 2008 Annual Report Information (continued)

Submission of Additional Information

If you are asked to provide additional information or need to file amended information, file it as a 'Non-Case Related Supplemental Submission' using the tracking number from your original annual report submission.

Instructions for this type of submission can be found by clicking on the blue 'Help' button on the left-hand side of any EFIS screen. Scroll down to 'Filing / Submission – Non-case Related'. Then choose 'Make a subsequent filing to a non-case related submission'.

Request for Extension (Less than 30 days)

If you will not be able to file your annual report by the April 15th deadline, you must request an extension on or before April 15th.

Follow the instructions for filing an annual report with these modifications.

- Type of Submission - Select Annual Report (MO PSC) Extension Request.
- Comments - Type in 2008 Annual Report Extension Request.
- Under "Browse", attach your documentation for requesting an extension.

Once your submission is complete, you will be assigned a non-case related tracking number (BARE-2009-xxxx). Please retain this number for your records.

Additional instructions can be found under the blue 'Help' button in EFIS on how to:

- Access EFIS.
- Log on to EFIS.
- Obtain a user ID and password.
- Reset my password.
- File an annual report, statement of revenue, or other non-case related submission.
- Make a subsequent filing to a non-case related submission.

**Instructions for Filling out Annual Report Forms
For Small Water and Sewer Utilities**

DETAILED FORM INSTRUCTIONS

In examining the report form, you will note there are various references requiring water information and sewer information on the same page.

If you have water operations only, you should complete all information for water utilities. Any requested information for sewer data should be clearly marked by you as Not Applicable (e.g., N.A.).

If you have sewer operations only, you should complete all information requested for sewer utilities. Any requested information for water data should be clearly marked by you as Not Applicable (e.g., N.A.).

If you are a joint utility in that you have both water and sewer operations, you shall fill out all parts of all pages completely to the best of your ability and belief utilizing the available information. You will note that all pages on Lines 1 and 2 require the year of the report and the company name. This must be completed on all pages.

If this document has been prepared by a third-party preparer, it is the responsibility of the company personnel attesting to the accuracy of document to review the document before submission to the Missouri Public Service Commission.

INSTRUCTIONS for PAGE 1

On Line 2, provide the full company name as it appears on your certificate of convenience and necessity.

On Lines 3 and 4, provide the company address.

On Line 5, provide the company phone number and the e-mail address of the regulatory contact. If an e-mail address is not available please designate with "n/a".

On Lines 6 and 7, indicate the effective date(s) of the Order(s) in which the utility certificate(s) was granted and the associated MO Public Service Commission case number(s) for water and/or sewer service. The most current name change or merger case in which tariffs were modified should be designated here.

On Lines 8 through 12, provide names, addresses, phone numbers and e-mail addresses of any persons who can be contacted concerning information contained in this report.

On Lines 13 through 17, provide names, addresses, phone numbers and e-mail addresses of any persons who can be contacted concerning plant operations.

INSTRUCTIONS for PAGE 2

On Line 2, provide the full company name as it appears on your certificate of convenience and necessity.

On Lines 3 through 7, provide for each class and/or series of common and/or preferred stock the total number of shares authorized by charter, the par or stated value per share and the total number of shares issued.

On Lines 8 through 15, provide the names, addresses and number of votes resulting from stock ownership as of December 31. If any such holder held the stock in trust, state the nature of the trust and the beneficial owner.

On Line 16, provide total number of votes held by the names provided in lines 8 through 15.

On Line 17, provide the total number of votes of all securities with voting rights.

On Lines 18 - 23, provide the title and names of the officers of the company at the end of the reporting year.

On Line 21 and 22, check all boxes for which the company is current.

On Line 23, provide the case number and effective date of the last approved rate request case with the Commission.

On Line 24, provide the total company and Missouri jurisdictional operating revenues. These amounts should include revenues from all tariffed services provided to customers.

On Line 25, provide other revenues derived as a result of the utility company providing non-regulated services.

On Line 26, provide the total of lines 24 and 25.

On Lines 27 and 28, check all boxes for which the company has filed and is current on the appropriate paperwork.

On Line 29, provide the most recent rate increase request case number and effective date of approval.

INSTRUCTIONS for PAGE 3

On Line 2, provide the full company name as it appears on your certificate of convenience and necessity. Describe all transactions occurring during the year that will have a major effect on operations. These transactions may be rate changes, the replacement of major equipment or any other abnormal cash expenditure amounting to \$250 or more. Please note that if the expenditure is of a normal and recurring nature (i.e., monthly electric bills), it should not be classified as an abnormal item.

INSTRUCTIONS for PAGE 4

The dollar amount for Lines 3, 4, 6, 10, 11 and 13 should be brought forward from the appropriate page and line as indicated.

Construction Work in Progress : Shall include the total amount of work for utility plant in process of construction but not ready for service at the end of the year.

Plant Held for Future Use : Shall include the original cost of property owned and held for future use under a definite plan for use.

Plant Acquisition Adjustment : Shall include the purchase price of any plant purchased less the original cost, estimated if not known, less any depreciation reserve.

INSTRUCTIONS for PAGE 5

The dollar amount for Lines 11, 12, 16 and 17 should be brought forward from the appropriate page and line as indicated.

Customer Deposits : Shall include all deposits with the utility by customers as security for payment of bills.

Advances for Construction : Shall include advances by any applicant for construction that is to be refunded either in part or completely.

Contributions in Aid of Construction (CIAC) : Shall include any donation or contribution in cash or services, or property from any company, individual, agency or others for construction purposes. All supporting entries shall be kept so that the utility can furnish information regarding the purpose of each donation, and the amount of the donation. (NOTE: There shall not be any advances for construction that are to be repaid in part or completely included in this account except if not returned by the time specified in the utilities tariff.)

NOTE: TOTAL ASSETS FROM PAGE 4 MUST BALANCE WITH TOTAL EQUITY AND LIABILITIES FROM PAGE 5

INSTRUCTIONS for PAGE 6

On Page 6, provide information for all customer sales determined to be uncollectible. You should identify the customer, the methods used to attempt collection, the amount and why it is uncollectible (i.e., customer filed bankruptcy, left town, etc.). This uncollectible amount is an expense to be recorded on the Income Statement (Page W-1 and/ or S-1).

INSTRUCTIONS for PAGE 7

On Page 7, provide information regarding payroll. Provide names, titles and salaries of all officers and employees. Provide total compensation paid to each during the year including bonuses and other allowances. Identify the total compensation as chargeable to water expense, sewer expense or construction. Also, identify any employee who did not receive any compensation during the year.

INSTRUCTIONS for PAGE 8

On Page 8, provide information regarding professional services the utility company received. Report all information concerning rate, management, construction, engineering, research, financial, valuation, legal, accounting, purchasing, advertising, labor relations, public relations, or other similar professional services rendered the respondent under written or verbal arrangements, for which total payments during the year to any corporation, partnership, individual (other than for services as an employee), or organization of any kind whatsoever.

INSTRUCTIONS for PAGE 9

On Page 9, provide information regarding contributions in aid of construction and the amortization of contributions in aid of construction. This account shall include donations or contributions in cash, services, or property for construction purposes. The records supporting the entries to this account shall be so kept that the utility can furnish information as to the purpose of each donation, the conditions, if any, upon which it was made, the amount of each donation, and the amount applicable to each utility department. The credits (deductions) to this account shall not be transferred to any other account without the approval of the Commission.

INSTRUCTIONS for PAGE 10

On Page 10, provide all required information concerning interest expense, notes payable, bonds, bank loans and other financial debts that existed during the year. For each debt on which interest was paid during the year provide the name and address of the lender, the date of maturity, the loan balance, the interest rate on the loan, and the amount of interest paid. The amount of interest paid should be assigned to water utility expense and/or sewer utility expense based upon which utility was responsible for the loan.

INSTRUCTIONS for PAGE 11

On Page 11, provide descriptions, quantities and dollar costs of materials and supplies in inventory. These items may be pipe, wire, gasoline, diesel, etc. You should identify the cost and assign the cost to either water or sewer.

INSTRUCTIONS for PAGES W-1, W-2, W-3 and/or S-1, S-2, S-3

On Pages W-1, W-2, W-3 and/or S-1, S-2, S-3, provide information regarding all billed revenues, expenses, customer numbers and gallon sales.

INSTRUCTIONS for PAGE W-4

On Page W-4, provide information regarding quantities of water from each source of supply that entered the system. On Line 21, provide data regarding the maximum and minimum quantities of water supplied in any one day. On Line 22, provide the range of pressures that exist at the highest point of the system. On Lines 23 thru 26, provide information regarding any sale of water for resale.

INSTRUCTIONS for PAGES W-5, W-6 and/or S-4, S-5

On Pages W-5, W-6 and/or S-4, S-5, provide information regarding water and/or sewer utility plant-in-service, depreciation expense and depreciation reserve. Columns C, D, E and F require original cost plant-in-service, plant additions and plant retirements. These entries should be supported by books and records, which identify the property and its location. Column G should identify the depreciation rates used. Depreciation rates prescribed by Commission Order must be used, if available. Column H is the depreciation expense calculated using end of year plant-in-service (Column F). The depreciation reserve is reflected in Columns I, J, K, L, M, and N.

Please note that Columns D and I should reflect the same amounts.

INSTRUCTIONS for PAGE W-7

On Page W-7, provide historical and statistical information regarding water pumps and wells.

INSTRUCTIONS for PAGE W-8

On Page W-8, provide historical and statistical information regarding water meters, meter settings and storage facilities.

INSTRUCTIONS for PAGE W-9

On Page W-9, provide historical information regarding the feet of water mains and number of service lines by size and type.

INSTRUCTIONS for PAGE S-6

On Page S-6, provide historical and statistical information regarding sewer treatment facilities, lift stations and feet of collecting sewers by size and type.

2 Company Name: TRI-STATES UTILITY, INC.

Parent Company Name:
(if applicable) _____

3 Company Street Address: 2580 STATE HWY 165, BRANSON, MO 65616

4 Company Mailing Address: 2580 STATE HWY 165, BRANSON, MO 65616

5 Company Phone Number: 417-334-4189 Company E-mail Address: ellen@tri-lakes.net

Is the utility certificated to provide **water** service in Missouri? If yes, state effective date (contained in Commission Order approving) of certification by the MO Public Service Commission and associated case number (original certificate or merger/name change if name on tariff effected):

6 Effective Date (e.g. 00/00/0000) 03/01/1980 Case No. WR80-196

Is the utility certificated to provide **sewer** service in Missouri? If yes, state effective date (contained in Commission Order approving) of certification by the MO Public Service Commission and associated case number (original certificate or merger/name change if name on tariff effected):

7 Effective Date (e.g. 00/00/0000) N/A Case No. N/A

Name, address, phone number and e-mail of person(s) to contact concerning information contained in this report:

8 TERRY L MCCULLOUGH
Name

ELLEN RANDLEMAN
Name

9 _____
Mailing Address

_____ Mailing Address

9a 820 E PRIMROSE ST
Street Address

2580 STATE HWY 165
Street Address

10 SPRINGFIELD MO 65807
City State Zip

BRANSON MO 65616
City State Zip

11 417-883-1212
Telephone Number

417-334-4189
Telephone Number

12 TerryM@mca-cpa.net
E-mail Address

ellen@tri-lakes.net
E-mail Address

Name, address, phone number and e-mail of person(s) to contact concerning plant operations:

13 ROGER MULLIS
Name

ELLEN RANDLEMAN
Name

14 _____
Mailing Address

_____ Mailing Address

14a 2580 STATE HWY 165
Street Address

2580 STATE HWY 165
Street Address

15 BRANSON MO 65616
City State Zip

BRANSON MO 65616
City State Zip

16 417-334-4189
Telephone Number

417-334-4189
Telephone Number

17 records@tri-lakes.net
E-mail Address

ellen@tri-lakes.net
E-mail Address

2 Company Name: TRI-STATES UTILITY, INC.

CAPITAL STOCK (COMMON AND DEFERRED)

Class and Series of Stock (a)	Number of Shares Authorized (b)	Par or Stated Value Per Share (c)	Number of Shares Issued (d)
3 COMMON STOCK	30,000.00	\$1.00	30,000
4	0.00		0
5	0.00		0
6	0.00		0
7	0.00		0

SECURITY HOLDERS AND VOTING POWERS

Report below the NAMES and ADDRESS of the ten stockholders who, at the end of the year, had the greatest voting powers in the responder AND STATE THE NUMBER OF VOTES each would have had a right to cast on that date. If any such holder held in trust, give the nature of trust and the beneficial owner. Show also total votes of ALL securities with voting powers.

Names and Addresses (a)	Number of Votes (b)
8 Harold I. Epps 105 Black Oak Dr. Branson MO 65616	10,000
9 J & J Equities LLC 3512 SW Fairlawn Road Suite 400 Topeka KS 66614	10,000
10 McB Investments LLC 3512 SW Fairlawn Road Suite 400 Topeka KS 66614	10,000
11	0
12	0
13	0
14	0
15	0

16 Total Number of Votes Held by Above 30,000

17 Total Number of Votes of all Securities with Voting Powers _____

Identify the principal or general officers of the company at the end of the year. Please include an additional sheet, if enough space is not provided on this page, to completely provide the requested information.

Title of General Officer	Name of Person Holding Office
18 President	John E Brown
19 Secretary	Terry L McCullough
20	
21	
22	
23	

Please provide the total company and gross intrastate operating revenues (i.e. Missouri Jurisdictional) Revenues for the Calendar Year: 2008

Revenues:	Total Company	MO Jurisdictional
18 Operating Revenues from Tariffed Services	\$945,712.68	\$945,712.68
19 Other Revenues	\$16,073.63	\$16,073.63
20 TOTAL REVENUES	\$961,786.31	\$961,786.31

Operating revenues from MO Jurisdictional should match Statement of Revenue (MoPSC Assessment) of Revenue (MoPSC Assessment).

Please check all of the following for which the company has filed or is current:

21 Secretary of State Requirements Federal Tax Return

22 Department of Natural Resources Permits State Tax Return

Please list your most recent rate increase request Case No. and effective date.

23 Case No.: WR-2009-0058 Effective Date: SEPT 29, 2008

1
2
3
4
5
6
7
8
9
10
11
12
13
14
15
16
17
18
19
20
21
22
23
24
25
27
28
29
30

Company Name: TRI-STATES UTILITY, INC.

Describe MAJOR transactions occurring during the year which will have a major effect on operations, such as rate changes, replacement of equipment and other abnormal cash expenditures of \$250 or more.

THE ABOVE ENTITY PURCHASED THE FOLLOWING EQUIPMENT IN 2008:

CIRCUIT BREAKER FOR WELL LIGHTING 6/21/08 \$1,793

PRESSURE SENSOR 5/28/08 \$1,044

VACCUUM REGULATOR 10/14/08 \$1,007

DIGITAL DUAL SCALES 12/12/08 \$1,810
IMPROVEMENTS ON SAFARI ROAD 11/2/08 \$777

NEW LINE PARTS 7/31/08 \$3,325

ENGINEERING FEES SEP, OCT, NOV 2008 \$27,274

NEW LINE PARTS JAN-JUNE 2008 \$42,877

3 TONS CLEAN ROCK JULY 2008 \$726

MAIN SERVICE 8/1/08 \$928

NEW LINE PARTS 8/6/08 \$331

SURVEY 12/11/08 \$1430

WATER METER 8/6/08 \$427

OFFICE REMODEL 12/19/08 \$5,116

OFFICE EQUIPMENT 12/22/08 \$4,500

NEW FENCING 12/22/08 \$13,070

08 FORD F-150 9/16/08 \$17,301

08 FORD F-150 9/16/08 \$21,943

WORKIZER LIGHT BAR FOR TRUCK 4/15/08 \$508

EQUIPMENT FOR TRUCKS 10/16/08 \$6,760

CUTQUICK SAW 1/8/08 \$878

PORTABLE 12 V-DC PUMP 1/1/08 \$782

PRINTER & BILLING MODULE 9/22/08 \$2,275

1

For the calendar year of January 1 - December 31, 2008

2 Company Name: TRI-STATES UTILITY, INC.

BALANCE SHEET
WATER AND SEWER OPERATIONS
ASSETS

Account Description (a)	Amount (b)
3 Water Plant In Service (From Pg. W-5)	\$2,700,094.00
4 LESS: Water Depreciation Reserve (From Pg. W-6)	\$813,451.00
5 Net Water Plant in Service (ie., Water Plant In Service MINUS Water Depreciation Reserve)	\$1,886,643.00
6 Water Materials and Supplies (From Pg. 11)	\$45,581.00
7 Water Construction Work in Progress	\$0.00
8 Water Plant Held for Future Use *	\$0.00
9 Water Plant Acquisition Adjustment	\$0.00
10 Sewer Plant in Service (From Pg. S-4)	\$0.00
11 LESS: Sewer Depreciation Reserve (From Pg. S-5)	\$0.00
12 Net Sewer Plant in Service (ie., Sewer Plant in Service MINUS Sewer Depreciation Reserve)	\$0.00
13 Sewer Materials and Supplies (From Pg. 11)	\$0.00
14 Sewer Construction Work in Progress	\$0.00
15 Sewer Plant Held for Future Use *	\$0.00
16 Sewer Plant Acquisition Adjustment	\$0.00
17 Other Plant *	\$0.00
18 Cash	\$80,243.00
19 Other Assets (Accounts Receivable, etc.) *	\$239,841.00
20 Total Assets**	\$2,252,308.00

* Please attach a detailed explanation for these items.

** Total Assets should balance with Total Equity and Liabilities on Page 5 (see instructions).

2 Company Name: TRI-STATES UTILITY, INC.

BALANCE SHEET
WATER AND SEWER OPERATIONS
EQUITY AND LIABILITIES

Account Description (a)	Amount (b)
3 Capital Stock	\$30,000.00
4 Retained Earnings	\$7,887.00
6 Long-Term Debt to Affiliates (owners, other owner controlled companies, etc.)	\$0.00
6 Short-Term Debt to Affiliates (owners, other owner controlled companies, etc.)	\$0.00
7 Long-Term Debt (banks, etc.)	\$1,943,011.00
8 Short-Term Debt (banks, etc.)	\$97,830.00
9 Water Customer Deposits	\$19,282.00
10 Water Advances for Construction	\$0.00
11 Water CIAC (From Pg. 9)	\$0.00
12 LESS: Water Amortization of CIAC (From Pg. 9)	\$0.00
13 Net Water CIAC (ie., Water CIAC MINUS Water Amortization of CIAC)	\$ 0.00
14 Sewer Customer Deposits	\$0.00
15 Sewer Advances for Construction	\$0.00
16 Sewer CIAC (From Pg. 9)	\$0.00
17 LESS: Sewer Amortization of CIAC (From Pg. 9)	\$0.00
18 Net Sewer CIAC (ie., Sewer CIAC MINUS Sewer Amortization of CIAC)	\$ 0.00
19 Deferred Taxes - ITC	\$0.00
20 Deferred Taxes - Other *	\$0.00
21 Other Liabilities (Accounts Payable, etc.) *	\$154,298.00
22 Total Equity and Liabilities**	\$ 2,252,308

* Please attach a detailed explanation for these items.

** Total Equity and Liabilities should balance with Total Assets on Page 4 (see instructions).

2 Company Name: TRI-STATES UTILITY, INC.

SCHEDULE OF UNCOLLECTIBLE ACCOUNTS

Account No. (a)	Describe customer account and methods used to attempt collection. Also, state why account is deemed uncollectible (bankruptcy, etc.) (b)	Amount Written Off	
		Water Utility (c)	Sewer Utility (d)
3	ALL CHARGES AND FEES ADJUSTED OFF 2008 BOOKS AS		
4	UNCOLLECTIBLE.		
5			
6	1ST QUARTER	\$1,561.90	
7	2ND QUARTER	\$1,496.83	
8	3RD QUARTER	\$2,280.01	
9	4TH QUARTER (FEES INCLUDED)	\$2,338.46	
10	WRITE OFF BAD DEBT FROM TONY ZUROLO	\$100,000.00	
11	ONCE CUSTOMER DISCONNECTS SERVICE AND FINAL BILL		
12	RENDERED IF CUSTOMER REFUSES TO HONOR OBLIGATION		
13	OF FINAL PAYMENT, BALANCE IS CARRIED FOR 3 BILLING CYCLES		
14	THEN BALANCE IS ADJUSTED OFF.		
15			
16	CUSTOMERS WHO ARE DISCONNECTED FOR NON-PAYMENT ARE		
17	RENDERED A FINAL BILL TO THE LAST KNOWN ADDRESS ON FILE		
18	ONCE CARRIED FOR 3 BILLING CYCLES BEFORE ADJUSTED OFF AS		
19	UNCOLLECTIBLE		
20			
21	COLLECTIONS ARE MADE BY EITHER:		
22	1. CUSTOMER RETURNS TO THE SYSTEM		
23	2. UNCOLLECTED BILLS ARE SENT TO COLLECTION COMPANY		
24			
25	COMPANY RARELY FILES AS CREDITOR IN ANY BANKRUPTCY		
26	PROCEEDINGS		
27			
28			
29			
30			
31	Total	\$ 107,677.20 <small>(Total to Pg. W-1)</small>	\$ 0.00 <small>(Total to Pg. S-1)</small>

2 Company Name: TRI-STATES UTILITY, INC.

PAYROLL INFORMATION

INSTRUCTIONS: Please provide names, titles and salaries for all officers and employees. Show total compensation paid to each during the year. Include all amounts including bonuses and other allowances. Enter "0" or none where applicable. Provide explanations where necessary. Use additional sheets if necessary.

	Name and Title (a)	Payroll Charged To:			
		Total Utility Compensation (b)	Water Expense (c)	Sewer Expense (d)	Capitalized Payroll (e)
3	Braun, Sherry R. - Spec Proj Clerk			\$ 0.00	\$ 0.00
4	Cagle, Chris C. - Outside Plant			\$ 0.00	\$ 0.00
5	Clytus, Brian A. - Outside Plant			\$ 0.00	\$ 0.00
6	Dixon, Myron E. - Outside Plant			\$ 0.00	\$ 0.00
7	Epps, Sharon R. - Clerical			\$ 0.00	\$ 0.00
8	Garceau, Cecelia M. - A/R Clerk			\$ 0.00	\$ 0.00
9	Garceau, Kenneth W. - Outside Plant			\$ 0.00	\$ 0.00
10	Kaul, Kristen R. - A/P Clerk			\$ 0.00	\$ 0.00
11	Kleeba, Jacob - Outside Plant			\$ 0.00	\$ 0.00
12	Plaskie, Michael R. - Outside Plant			\$ 0.00	\$ 0.00
13	Mullis, Roger A. - O/P Supervisor			\$ 0.00	\$ 0.00
14	Randleman, Ellen M. - Office Manager			\$ 0.00	\$ 0.00
15	Redding, Kristopher J. - Outside Plant			\$ 0.00	\$ 0.00
16					
17					
18					
19	Total	\$	\$	\$ 0.00	\$ 0.00
			(Total to Page W-1)	(Total to Page S-1)	

2 Company Name: TRI-STATES UTILITY, INC.

PAYMENTS FOR SERVICES RENDERED BY OTHER THAN EMPLOYEES

INSTRUCTIONS: Report below all information concerning rate, management, construction, engineering, research, financial, valuation, legal, accounting, purchasing, advertising, labor relations, public relations, or other similar professional services rendered the respondent under written or verbal arrangements, for which total payments during the year to any corporation, partnership, individual (other than for services as an employee) or organization of any kind whatsoever. Use additional sheets if necessary.

	Name of Recipient and Description of Service (a)	Amount of Payments:			
		Water		Sewer	
		Expensed (b)	Capitalized (c)	Expensed (d)	Capitalized (e)
3	SCOTT CONSULTING	\$ 6,224.56	\$ 0.00	\$ 0.00	\$ 0.00
4	SIMMONS ENGINEERING	\$ 7,763.50	\$ 0.00	\$ 0.00	\$ 0.00
5	MCCULLOUGH AND ASSOCIATES LLC	\$ 80,610.22	\$ 0.00	\$ 0.00	\$ 0.00
6	WOLFE SURVEYING, INC	\$ 567.50	\$ 0.00	\$ 0.00	\$ 0.00
7	FISHER & DORITY (ATTORNEY)	\$ 15,256.95	\$ 0.00	\$ 0.00	\$ 0.00
8	SCHMIDT, KIRBY & SULLIVAN (ATTORNEY)	\$ 572.88	\$ 0.00	\$ 0.00	\$ 0.00
9	LOWTHER JOHNSON (ATTORNEY)	\$ 267.00	\$ 0.00	\$ 0.00	\$ 0.00
10	INTEDATA - SOFTEPAY SOFTWARE	\$ 1,380.00	\$ 0.00	\$ 0.00	\$ 0.00
11	J & J EQUITIES LLC	\$ 2,093.75	\$ 0.00	\$ 0.00	\$ 0.00
12	COMMERICAL COMPANIES	\$ 1,500.00	\$ 0.00	\$ 0.00	\$ 0.00
13	PENIMAC PERSONNEL SERVICES, INC	\$ 15,997.50	\$ 0.00	\$ 0.00	\$ 0.00
14	HACH COMPANY	\$ 289.00	\$ 0.00	\$ 0.00	\$ 0.00
15	ALLMAN, INGRUM & WILSON, P.C.	\$ 150.00	\$ 0.00	\$ 0.00	\$ 0.00
16	TOM KELLEY	\$ 18,812.50	\$ 0.00	\$ 0.00	\$ 0.00
17					
18					
19	Total	\$ 151,485.36	\$ 0.00	\$ 0.00	\$ 0.00
		(Total to Page W-1)		(Total to Page S-1)	

2 Company Name: TRI-STATES UTILITY, INC.

CONTRIBUTIONS IN AID OF CONSTRUCTION

INSTRUCTIONS: This account shall include donations or contributions in cash, services, or property for construction purposes. The records supporting the entries to this account shall be so kept that the utility can furnish information as to the purpose of each donation, the conditions, if any, upon which it was made, the amount of each donation, and the amount applicable to each utility department. The credits (deductions) to this account shall not be transferred to any other account without the approval of the Commission.

(a)	Water (b)	Sewer (c)
3 Balance at First of Year		
4 PLUS: Additions During the Year (Please provide a detailed explanation.)		
5		
6		
7		
8		
9		
10 Total Additions	\$	\$
11 LESS: Deductions During the Year (Please provide a detailed explanation.)		
12		
13		
14		
15		
16 Total Deductions	\$	\$
17 Balance at End of Year	\$	\$
	(Total to Pg. 5)	(Total to Pg. 5)

AMORTIZATION OF CONTRIBUTIONS IN AID OF CONSTRUCTION
(Please identify as Account Number 271A)

(a)	Water (b)	Sewer (c)
18 Balance at First of Year (Total of Amortization <u>not</u> Total of CIAC line 3)		
19 Total Contributions in Aid at End of Year (see above)		
20 Total Plant in Service at End of Year (From Page W-5 or S-4)	2,700,094	\$ 0.00
21 Percentage Contributions to Plant	%	%
22 Total Depreciation Expense (From Page W-6 or S-5)	\$ 137,008.00	\$ 0.00
23 Total Amortization of Contributions	\$	\$
24 Balance at End of Year	\$	\$
	(Total to Pg. 5)	(Total to Pg. 5)

2 Company Name: TRI-STATES UTILITY, INC.

INTEREST EXPENSE, NOTES PAYABLE, BONDS, BANK LOANS AND OTHER DEBTS

INSTRUCTIONS: Please report information for each separate item of debt. Show principal amount to which each interest rate applies. Include all items on which interest was paid during the year. Use additional sheets if necessary.

	Description of Obligation (Include Name and Address of Each Lender) (a)	Date of Maturity (b)	Loan Amount (c)	Interest Rate (d)	Paid (e)	Interest Charged To:	
						Water Utility (f)	Sewer Utility (g)
3	GREAT SOUTHERN BANK (LINE OF CREDIT)	04/01/2009	1,272,286.08	4	\$ 67,135.44	\$ 67,135.44	
4	1451 E BATTLEFIELD, SPRINGFIELD MO 65804						
5	FORD MOTOR CREDIT - 03 FORD EXPLORER	PAID OFF			\$ 246.34	\$ 246.34	
6	FORD MOTOR CREDIT - 05 LINCOLN	PAID OFF			\$ 1,037.34	\$ 1,037.34	
7	FORD MOTOR CREDIT - 06 FORD F-250	07/24/2011	\$ 10,847.01	9.95	\$ 1,242.19	\$ 1,242.19	
8	1ST SECURITY-OLD NATIONAL BANK	12/31/2014	\$ 723,657.99	8.75	\$ 67,218.89	\$ 67,218.89	
9	521 PRESIDENT CLINTON AVE SUITE 800						
10	LITTLE ROCK, AR 72201						
11	REGIONS BANK	PAID OFF			\$ 1,616.10	\$ 1,616.10	
12	POINTE ROYALE						
13	159 POINTE ROYALE DR						
14	FORD MOTOR CREDIT-08 FORD F-150	09/30/2012	\$ 14,416.87	8.99	\$ 523.87	\$ 523.87	
15	FORD MOTOR CREDIT-08 FORD F-150	09/30/2012	\$ 19,633.60	8.99	\$ 384.68	\$ 384.68	
16							
17							
18							
19							
20							
21	Total				\$ 139,404.85	\$ 139,404.85	\$
							(Total to Pg. S-1)

2 Company Name: TRI-STATES UTILITY, INC.

SCHEDULE OF MATERIALS AND SUPPLIES AVAILABLE AT THE END OF THE YEAR

	Description of Items (Pipe, Meters, Fittings, Valves, Gas, etc.) (a)	Water		Sewer	
		Quantity (b)	Amount (c)	Quantity (d)	Amount (e)
3		0		0	
4	SEE ATTACHED PHYSICAL INVENTORY - 12/31/08	0		0	
5		0		0	
6		0		0	
7		0		0	
8		0		0	
9		0		0	
10		0		0	
11		0		0	
12		0		0	
13		0		0	
14		0		0	
15		0		0	
16		0		0	
17		0		0	
18		0		0	
19		0		0	
20		0		0	
21		0		0	
22		0		0	
23		0		0	
24		0		0	
25	Total		\$ 45,580.96		\$
			(Total to Pg. 4)		(Total to Pg. 4)

1

For the calendar year of January 1 - December 31, 2008

2 Company Name: _____

TRI-STATES UTILITY, INC.

WATER OPERATING REVENUES, EXPENSES AND STATISTICS

(a)	Amount (b)
3 Total Operating Revenues (From Page W-2)	\$ 961,786.31
<i>Operating Expenses</i>	
4 Salaries & Wages (From Page 7)	\$ 213,599.69
5 Employee Pensions and Benefits	\$ 12,532.93
6 Purchased Water	\$ 0.00
7 Plant Operations Expenses (From Page W-3)	\$ 136,003.66
8 Billing Expenses	\$ 11,862.27
9 Supplies and Expenses	\$ 24,992.93
10 Transportation Expenses	\$ 33,808.89
11 Rent Expense *	\$ 96,000.00
12 Insurance Expense	\$ 29,487.16
13 Outside Services Employed (ie., Legal, Accounting, etc.) (From Page 8)	\$ 151,485.36
14 Regulatory Commission Expenses	\$ 7,936.84
15 Uncollectible Expenses (From Page 6)	\$ 107,677.20
16 Depreciation Expense (From Page W-6)	\$ 137,008.00
17 Amortization of Contributions in Aid of Construction (Page 9)	\$ 0.00
18 Amortization Expense	\$ 547.00
19 Tax Expenses (From Page W-3)	\$ 23,332.17
20 Interest Expense (From Page 10)	\$ 139,404.85
21 Other Expenses *	\$ 69,433.47
22 Total Operating Expenses	\$ 1,195,112.42
23 Net Income (Loss)	\$ -233,326.11

* Please attach a detailed explanation for these items.

2 Company Name: TRI-STATES UTILITY, INC.**WATER OPERATING REVENUES, EXPENSES AND STATISTICS (Continued)**

(Please indicate if metered amounts are in cubic feet measurements.)

(a)	No. of Customers		Gallons Sold 000's Omitted (d)	Revenue Amount (e)
	Beginning of Year (b)	End of Year (c)		
<u>Unmetered Sales of Water</u>				
3 Residential - Single Family	0	0	XXXX	
4 Residential - Apartments	0	0	XXXX	
5 Residential - Mobile Homes	0	0	XXXX	
6 Commercial	0	0	XXXX	
7 Other Sales to Public Authorities	0	0	XXXX	
8 Other *	0	0	XXXX	
9 Total Unmetered Sales	0	0		\$ 0.00
<u>Metered Sales of Water</u>				
10 5/8" Meter	1,560	1,553	28,469	\$ 188,021.68
11 3/4" Meter	1,715	1,752	73,536	\$ 366,148.60
12 1" Meter	38	40	8,343	\$ 30,841.41
13 1 1/2" Meter	0	0	0	\$ 0.00
14 2" Meter	104	111	64,253	\$ 230,476.33
15 Other *	22	26	22,283	\$ 88,219.47
16 Total Metered Sales	3,439	3,484		\$ 903,707.49
<u>Other Operating Revenues</u>				
17 Late Payment Fees				\$ 6,857.83
18 Inspection Fees				\$ 0.00
19 Reconnect Fees				\$ 24,025.00
20 Rent Income				\$ 0.00
21 Income from Merchandising, Jobbing & Contract Work *				\$ 0.00
22 Other Revenue *				\$ 27,195.99
23 Total Other Operating Revenues				\$ 58,078.82
24 Total Operating Revenues				\$ 961,786.31
				(Total to Pg. W-1)

* Please attach a detailed explanation for these items.

1

For the calendar year of January 1 - December 31, 2008

2 Company Name: TRI-STATES UTILITY, INC.**WATER OPERATING REVENUES, EXPENSES AND STATISTICS (Continued)**

(a)	Amount (b)
<i>Plant Operations Expenses</i>	
3 Repairs of Water Plant - Pump Repair	\$ 3,604.57
4 Repairs of Water Plant - Well Repair	\$ 0.00
5 Repairs of Water Plant - Water Line Repair	\$ 0.00
6 Repairs of Water Plant - Equipment Repair	\$ 0.00
7 Repairs of Water Plant - Other *	\$ 22,892.96
8 Fuel or Power Purchases for Pumping (ie., Electric Bills, etc.)	\$ 105,309.39
9 Chemicals	\$ 4,168.00
10 Water Testing Expenses	\$ 28.74
11 Total Plant Operations Expenses	\$ 136,004
	(Total to Page W-1)
<i>Tax Expenses</i>	
12 Tax Expense - Property Taxes	\$ 3,874.08
13 Tax Expense - Payroll Taxes	\$ 18,552.11
14 Tax Expense - Franchise Taxes	\$ 738.00
15 Tax Expense - Other Taxes *	\$ 167.98
16 Tax Expense - Federal Income Taxes	\$ 0.00
17 Tax Expense - State Income Taxes	\$ 0.00
18 Tax Expense - Investment Tax Credits	\$ 0.00
19 Total Tax Expenses	\$ 23,332.17
	(Total to Page W-1)

* Please attach a detailed explanation for these items.

1

2 Company Name:

TRI-STATES UTILITY, INC.

PUMPING AND PURCHASED WATER STATISTICS

(Omit 000's in reporting number of gallons or cubic feet of water. Use additional sheets if necessary.)

	Source of Supply (Please describe source below.)				Total of all Methods (a+b+c+d=e) (e)
	(a)	(b)	(c)	(d)	
3	Gallons Pumped Into System				
4	2 DEEP WELLS				
5	MEASURED IN GALLONS				
6	(Please indicate whether measurement is gallons or cubic feet.)				
7					
8	January	7,383	10,580		17,963
9	February	9,682	13,806		23,488
10	March	8,462	11,701		20,163
11	April	7,611	12,619		20,230
12	May	7,443	18,621		26,064
13	June	9,334	18,837		28,171
14	July	14,057	19,389		33,446
15	August	11,532	15,766		27,298
16	September	10,454	14,783		25,237
17	October	10,054	14,427		24,481
18	November	8,414	12,549		20,963
19	December	9,996	14,628		24,624
20	Total for Year	114,422	177,706		292,128

21 Maximum Quantity Supplied to the System in Any One Day: Minimum:

22 Range of Pressure in the Mains as Measured at the Highest Point on System:

If Water is Sold to Other Utilities for Resale, List Names, Addresses, Phone Numbers and Quantities Below.		
Name of Reseller	Address	Phone Number
NONE		

2 Company Name:

TRI-STATES UTILITY, INC.

WATER UTILITY PLANT IN SERVICE

Account Description (a)	Acct. No. (b)	Balance Beginning of Year (c)	Additions During the Year (d)	Retirements During the Year (e)	End of Year (C+D-E) (f)
<i>Intangible Plant</i>					
3 Organization	301	\$ 0.00	\$ 0.00	\$ 0.00	\$ 0.00
4 Franchise and Consents	302	\$ 0.00	\$ 0.00	\$ 0.00	\$ 0.00
5 Miscellaneous Intangible Plant	303	\$ 0.00	\$ 0.00	\$ 0.00	\$ 0.00
<i>Source of Supply Plant</i>					
6 Land and Land Rights	310	\$ 15,092.00	\$ 0.00	\$ 0.00	\$ 15,092.00
7 Structures and Improvements	311	\$ 10,859.00	\$ 0.00	\$ 0.00	\$ 10,859.00
8 Collecting and Impounding Reservoirs	312	\$ 0.00	\$ 0.00	\$ 0.00	\$ 0.00
9 Lake, River, and Other Intakes	313	\$ 0.00	\$ 0.00	\$ 0.00	\$ 0.00
10 Wells and Springs	314	\$ 539,311.00	\$ 0.00	\$ 0.00	\$ 539,311.00
11 Infiltration Galleries and Tunnels	315	\$ 0.00	\$ 0.00	\$ 0.00	\$ 0.00
12 Supply Mains	316	\$ 113,011.00	\$ 0.00	\$ 0.00	\$ 113,011.00
13 Other Water Source Plant *	317	\$ 0.00	\$ 8,068.60	\$ 0.00	\$ 8,068.60
<i>Pumping Plant</i>					
14 Land and Land Rights	320	\$ 0.00	\$ 0.00	\$ 0.00	\$ 0.00
15 Structures and Improvements	321	\$ 29,772.00	\$ 0.00	\$ 0.00	\$ 29,772.00
16 Boiler Plant Equipment	322	\$ 0.00	\$ 0.00	\$ 0.00	\$ 0.00
17 Other Power Production Equipment *	323	\$ 0.00	\$ 0.00	\$ 0.00	\$ 0.00
18 Steam Pumping Equipment	324	\$ 0.00	\$ 0.00	\$ 0.00	\$ 0.00
19 Electric Pumping Equipment	325	\$ 61,190.00	\$ 2,837.09	\$ 0.00	\$ 64,027.09
20 Diesel Pumping Equipment	326	\$ 0.00	\$ 0.00	\$ 0.00	\$ 0.00
21 Hydraulic Pumping Equipment	327	\$ 0.00	\$ 0.00	\$ 0.00	\$ 0.00
22 Other Pumping Equipment *	328	\$ 0.00	\$ 0.00	\$ 0.00	\$ 0.00
<i>Water Treatment Plant</i>					
23 Land and Land Rights	330	\$ 0.00	\$ 0.00	\$ 0.00	\$ 0.00
24 Structures and Improvements	331	\$ 28,701.00	\$ 0.00	\$ 0.00	\$ 28,701.00
25 Water Treatment Equipment	332	\$ 31,380.00	\$ 2,816.84	\$ 0.00	\$ 34,196.84
<i>Transmission and Distribution Plant</i>					
26 Land and Land Rights	340	\$ 0.00	\$ 0.00	\$ 0.00	\$ 0.00
27 Structures and Improvements	341	\$ 0.00	\$ 776.93	\$ 0.00	\$ 776.93
28 Distribution Reservoirs and Standpipes	342	\$ 383,912.00	\$ 0.00	\$ 0.00	\$ 383,912.00
29 Transmission and Distribution Mains	343	\$ 209,839.00	\$ 30,598.79	\$ 0.00	\$ 240,437.79
30 Fire Mains	344	\$ 0.00	\$ 0.00	\$ 0.00	\$ 0.00
31 Services	345	\$ 39,309.00	\$ 46,441.49	\$ 0.00	\$ 85,750.49
32 Meters	346	\$ 747,076.00	\$ 427.43	\$ 0.00	\$ 747,503.43
33 Hydrants	348	\$ 25,500.00	\$ 0.00	\$ 0.00	\$ 25,500.00
34 Other Transmission and Distribution Plant	349	\$ 0.00	\$ 65.91	\$ 0.00	\$ 65.91
<i>General Plant</i>					
35 Land and Land Rights	389	\$ 0.00	\$ 0.00	\$ 0.00	\$ 0.00
36 Structures and Improvements	390	\$ 0.00	\$ 18,185.97	\$ 0.00	\$ 18,185.97
37 Office Furniture and Equipment	391	\$ 43,436.00	\$ 4,500.00	\$ 0.00	\$ 47,936.00
38 Transportation Equipment	392	\$ 164,580.00	\$ 46,512.48	\$ 25,566.00	\$ 185,526.48
39 Stores Equipment	393	\$ 0.00	\$ 0.00	\$ 0.00	\$ 0.00
40 Tools, Shop and Garage Equipment	394	\$ 31,929.00	\$ 878.00	\$ 0.00	\$ 32,807.00
41 Laboratory Equipment	395	\$ 0.00	\$ 0.00	\$ 0.00	\$ 0.00
42 Power-operated Equipment	396	\$ 78,676.00	\$ 781.69	\$ 0.00	\$ 79,457.69
43 Communication Equipment	397	\$ 2,051.00	\$ 0.00	\$ 0.00	\$ 2,051.00
44 Miscellaneous Equipment	398	\$ 0.00	\$ 0.00	\$ 0.00	\$ 0.00
45 Other Tangible Property *	399	\$ 4,870.00	\$ 2,275.00	\$ 0.00	\$ 7,145.00
46 Total Water Utility Plant In Service		\$ 2,560,494	\$ 165,166.22	\$ 25,566.00	\$ 2,700,094.22

(Total to Pages 4 and 9)

* Please attach a detailed explanation for these items.

NOTE: All entries should be supported by records that identify the property being added or retired, its location, and its original cost in as much detail as reasonably possible. If adjustments are included in Columns "d" and/or "e", use additional sheets.

2 Company Name: _____

TRI-STATES UTILITY, INC.

DEPRECIATION RESERVE - WATER UTILITY PLANT

	Annual Depreciation Rate % (g)	Annual Depreciation Expense (f) (h)	Balance at Beginning of Year (i)	Retirement of Property			Other Charges (m)**	Balance at End of Year (n)
				Book Cost of Plant Retired (j)	Cost of Removal (k)*	Salvage Credit (l)*		
3								
4								
5								
6								
7		\$ 271.00	\$ 1,955.00					\$ 2,226.00
8								
9								
10		\$ 10,786.00	\$ 104,827.00					\$ 115,613.00
11								
12		\$ 2,260.00	\$ 45,581.00					\$ 47,841.00
13		\$ 101.00	\$ 0.00					\$ 101.00
14								
15		\$ 743.00	\$ 7,898.00					\$ 8,641.00
16								
17								
18								
19		\$ 151.00	\$ 61,190.00					\$ 61,341.00
20								
21								
22								
23								
24		\$ 717.00	\$ 2,691.00					\$ 3,408.00
25		\$ 902.00	\$ 2,514.00					\$ 3,416.00
26								
27		\$ 2.00	\$ 0.00					\$ 2.00
28		\$ 9,598.00	\$ 116,979.00					\$ 126,577.00
29		\$ 4,195.00	\$ 82,583.00					\$ 86,778.00
30								
31		\$ 1,885.00	\$ 17,816.00					\$ 19,701.00
32		\$ 74,722.00	\$ 69,040.00					\$ 143,762.00
33		\$ 510.00	\$ 10,710.00					\$ 11,220.00
34		\$ 3.00	\$ 0.00					\$ 3.00
35								
36								
37		\$ 4,276.00	\$ 21,960.00					\$ 26,236.00
38		\$ 18,680.00	\$ 105,684.00	\$ -10,348.00				\$ 114,016.00
39								
40		\$ 1,637.00	\$ 6,614.00					\$ 8,251.00
41								
42		\$ 5,298.00	\$ 22,976.00					\$ 28,274.00
43		\$ 0.00	\$ 2,051.00					\$ 2,051.00
44								
45		\$ 271.00	\$ 3,722.00					\$ 3,993.00
46	Total***	\$ 137,008.00	\$ 686,791.00	\$ -10,348.00	\$	\$	\$	\$ 813,451.00
		(Total to Pg. 9 & Pg. W-1)						(Total to Pg. 4)

NOTE: Amounts included in Column "j" should be the same as in Column "e" on the preceding page. Also, Annual Depreciation Expense is equal to Column "f" from preceding page multiplied by Column "g" found on this page.

* All entries included in Columns "k" and "l" should be supported by records that identify the property retired and the cost of removal or salvage is as much detail as reasonably possible.

** Report the details for these entries. Use additional sheets if necessary.

*** Annual Depreciation Expense must be calculated separately. This total should be calculated based upon actual in-service and retirement date(s) of new equipment and retirements during the period.

2 Company Name: TRI-STATES UTILITY, INC.

PUMPS

Manufacturer and Type (ie., High Service, Well, Standby, etc.)	Capacity	Date Installed	Date of Last Motor Replacement	Date of Last Pump Replacement
#4 HP FRANKLIN 150/GRUNDFUS	660 GPM	2-1-02	10-1-05	2-1-02
#5 HP HITACHI 250/GOULDS	1100 GPM	5-1-07	5-1-07	5-1-07

WELLS

Description (ie., Deep, Artesian, Spring, etc.)	Number:	Number:	Number:
Year Constructed	DEEP	DEEP	
Type of Construction	1987	1994	
Type of Casing	DRILLED	DRILLED	
Depth and Diameter of Well	STEEL	STEEL	
Yield of Well in Gallons per day	1500 X 12	1600 X 12	
Chemicals (ie., Provide Type, Cost and Quantities of Each):			
Type -	GAS	GAS	
Cost -	\$1984.00	\$1984.00	
Quantity -	6 PPD	6 PPD	

2 Company Name: TRI-STATES UTILITY, INC.

METERS AND METER SETTINGS

Customer Class (a)	Meter Size (b)	Total at Beginning of Year (c)	Total No. of Additions (d)	Total No. Removed or Disconnected (e)	Total at End of Year (f)	Total No. Owned by Customers at End of Year (g)
3 Residential:	5/8	1,484		7	1,477	
4	3/4	1,485	39	5	1,519	
5	1	5	0	1	4	
6	2	2	0	0	2	
7 Other Customers:	5/8, 3/4	306	3		309	
8	1-2	140	8	1	147	2
9	3,4,6,8	22	4	0	26	
10 Total in Use by Customers	XXXXXX	3,444			3,484	2
11 Not in Use (ie., Inventory)	5/8 - 3/4	36			36	XXXXXX
12	1-2	4		3	1	XXXXXX
13	4-8	2			2	XXXXXX
14 Total Meters	XXXXXX	3,486	54	17	3,523	

STORAGE FACILITIES

Type of Storage (ie., Pneumatic, Ground, Standpipes, Elevated Tanks, etc.) (a)	Construction Material (b)	Last Date Painted if Applicable (indicate interior or exterior) (c)	Capacity (d)
4 STANDPIPE 30X68 10# 5024601104	STEEL	11/5/03 EX	400,000
5 STANDPIPE 29X88 10# 5024601105	STEEL	1994 EX	445,000

1

2 Company Name: TRI-STATES UTILITY, INC.

MAINS (measurement in feet)

	Kind of Pipe (ie., case iron, galvanized, iron, plastic, etc.) (a)	Diameter of Pipe (b)	Total at Beginning of Year (c)	Total Additions During the Year (d)	Total Removed or Abandoned During the Year (e)	Total at End of Year (f)
3	CI, PVC, PLASTIC	8	67,660	2,211	0	69,871
4	PVC	6	50,941	0	0	50,941
5	PVC	4	76,902	0	0	76,902
6	PVC	3	5,430	0	0	5,430
7	PVC	2	20,110	340	0	20,450
8	PVC/CTS	3/4-1"	3,650	0	0	3,650
9	Total Mains		224,693	2,551	0	227,244

SERVICES AVAILABLE FOR USE (from Main to Property Line)

	Size and Description by Type of Material (ie., iron, copper, plastic, etc.) (a)	Owned by Utility				Total No. Owned by Customers at End of Year (f)
		Total No. at Beginning of Year (b)	Total No. of Additions (c)	Total No. Retired or Abandoned (d)	Total No. at End of Year (e)	
11	In Use:					
12	5/8 COPPER, PVC SDR9	1,560	0	7	1,553	0
13	3/4 COPPER, PVC SDR9	1,715	37	0	1,752	0
14	1-2" COPPER, PVC SDR9	147	7	1	153	0
15	3,4,6,8 DIP, PVC, PLASTIC	22	4	0	26	0
16	For Future Use:					
17						
18						
19						
20						
21	Total of All Services	3,444	48	8	3,484	0

1

For the calendar year of January 1 - December 31, 2008

2 Company Name: TRI-STATES UTILITY, INC.

SEWER OPERATING REVENUES, EXPENSES AND STATISTICS

(a)	Amount (b)
3 Total Operating Revenues (From Page S-2)	
<i>Operating Expenses</i>	
4 Salaries & Wages (From Page 7)	
5 Employee Pensions and Benefits	
6 Purchased Water	
7 Plant Operations Expenses (From Page S-3)	
8 Billing Expenses	
9 Supplies and Expenses	
10 Transportation Expenses	
11 Rent Expense *	
12 Insurance Expense	
13 Outside Services Employed (ie., Legal, Accounting, etc.) (From Page 8)	
14 Regulatory Commission Expenses	
15 Uncollectible Expenses (From Page 6)	
16 Depreciation Expense (From Page S-5)	
17 Amortization of Contributions in Aid of Construction (Page 9)	
18 Amortization Expense	
19 Tax Expenses (From Page S-3)	
20 Interest Expense (From Page 10)	
21 Other Expenses *	
22 Total Operating Expenses	
23 Net Income (Loss)	\$

* Please attach a detailed explanation for these items.

2 Company Name: TRI-STATES UTILITY, INC.

SEWER OPERATING REVENUES, EXPENSES AND STATISTICS (Continued)
 (Please indicate if metered amounts are in cubic feet measurements.)

(a)	No. of Customers		Gallons Sold 000's Omitted (d)	Revenue Amount (e)
	Beginning of Year (b)	End of Year (c)		
<i>Flat Rate Sales</i>				
3 Residential - Single Family	0		XXXX	
4 Residential - Apartments	0		XXXX	
5 Residential - Mobile Homes	0		XXXX	
6 Commercial	0		XXXX	
7 Other Sales to Public Authorities	0		XXXX	
8 Other *	0		XXXX	
9 Total Unmetered Sales	0		XXXX	\$
<i>Metered Sales of Water</i>				
10 Commercial	0			
11 Other Sales to Public Authorities	0			
12 Other *	0			
13 Total Metered Sales	0			\$
<i>Other Operating Revenues</i>				
14 Late Payment Fees				
15 Inspection Fees				
16 Reconnect Fees				
17 Rent Income				
18 Income from Merchandising, Jobbing & Contract Work *				
19 Other Revenue *				
20 Total Other Operating Revenues				\$
21 Total Operating Revenues				\$
				(Total to Pg. S-1)

* Please attach a detailed explanation for these items.

1

For the calendar year of January 1 - December 31, 2008

2 Company Name: TRI-STATES UTILITY, INC.

SEWER OPERATING REVENUES, EXPENSES AND STATISTICS (Continued)

(a)	Amount (b)
<u>Plant Operations Expenses</u>	
3 Contracted Maintenance Expenses	
4 Repairs of Sewer Plant - Pump Repair	
5 Repairs of Sewer Plant - Treatment Repair	
6 Repairs of Sewer Plant - Collecting Sewers and Manhole Repair	
7 Repairs of Sewer Plant - Equipment Repair	
8 Repairs of Sewer Plant - Other *	
9 Utility Bills	
10 Chemicals	
11 Sludge Hauling Expenses	
12 Effluent Testing Expenses	
13 Total Plant Operations Expenses	\$ (Total to Page S-1)
<u>Tax Expenses</u>	
14 Tax Expense - Property Taxes	
15 Tax Expense - Payroll Taxes	
16 Tax Expense - Franchise Taxes	
17 Tax Expense - Other Taxes *	
18 Tax Expense - Federal Income Taxes	
19 Tax Expense - State Income Taxes	
20 Tax Expense - Investment Tax Credits	
21 Total Tax Expenses	\$ (Total to Page S-1)

* Please attach a detailed explanation for these items.

2 Company Name: TRI-STATES UTILITY, INC.

SEWER UTILITY PLANT IN SERVICE

Account Description (a)	Acct. No. (b)	Balance Beginning of Year (c)	Additions During the Year (d)	Retirements During the Year (e)	Balance End of Year (C+D-E) (f)
<i>Intangible Plant</i>					
3 Organization	301				
4 Franchise and Consents	302				
5 Miscellaneous Intangible Plant	303				
<i>Land and Structures</i>					
6 Land and Land Rights	310				
7 Structures and Improvements	311				
<i>Collection Plant</i>					
8 Collection Sewer - Force	352.1				
9 Collection Sewer - Gravity	352.2				
10 Other Collection Plant Facilities *	353				
11 Services to Customers	354				
12 Flow Measuring Devices	355				
<i>Pumping Plant</i>					
13 Receiving Wells and Pump Pits	362				
14 Pumping Equipment	363				
<i>Treatment and Disposal</i>					
15 Oxidation Lagoon	372				
16 Treatment and Disposal Equipment	373				
17 Plant Sewer	374				
18 Outfall Sewer Lines	375				
19 Other Treatment and Disposal Plant Equipment *	376				
<i>General Plant</i>					
20 Office Furniture and Equipment	391				
21 Transportation Equipment	392				
22 Other General Equipment *	393				
23 Total Sewer Utility Plant In Service		\$	\$	\$	\$
					(Total to Pages 4 and 9)

* Please attach a detailed explanation for these items.

NOTE: All entries should be supported by records that identify the property being added or retired, its location, and its original cost in as much detail as reasonably possible. If adjustments are included in Columns "d" and/or "e", please explain below. Use additional sheets if necessary.

Explanation:

2 Company Name: TRI-STATES UTILITY, INC.

DEPRECIATION RESERVE - SEWER UTILITY PLANT

	Annual Depreciation Rate % (g)	Annual Depreciation Expense (f*g) (h)	Reserve Balance at Beginning of Year (i)	Retirement of Property			Other Charges (m)**	Reserve Balance at End of Year (n)
				Book Cost of Plant Retired (j)	Cost of Removal (k)*	Salvage Credit (l)*		
3								
4								
5								
6								
7								
8								
9								
10								
11								
12								
13								
14								
15								
16								
17								
18								
19								
20								
21								
22								
23	Total***	\$	\$	\$	\$	\$	\$	\$
		(Total to Pg. 9 & Pg. S-1)						(Total to Pg. 4)

NOTE: Amounts included in Column "j" should be the same as in Column "e" on the preceding page. Also, Annual Depreciation Expense is equal to Column "f" from preceding page multiplied by Column "g" found on this page.

* All entries included in Columns "k" and "l" should be supported by records that identify the property retired and the cost of removal or salvage is as much detail as reasonably possible.

** Report the details for these entries. Use additional sheets if necessary.

*** Annual Depreciation Expense must be calculated separately. This total should be calculated based upon actual in-service and retirement date(s) of new equipment and retirements during the period.

1

2 Company Name: TRI-STATES UTILITY, INC.

GENERAL INFORMATION

3 Treatment Facilities - Please describe process.

[Empty text box for describing treatment facilities]

4 Was your treatment plant constructed in place or purchased as a package unit?

Yes No

5 Were your lift stations constructed in place or purchased as package units?

Yes No

6 What is the designated capacity of your treatment facilities?

[Empty text box for capacity]

7 What percent of designed capacity is currently being utilized?

[Empty text box for utilization percentage]

8 What is the name of the current operator?

[Empty text box for operator name]

9 Please describe the treatment process for liquid waste.

[Empty text box for liquid waste treatment process]

10 Please describe the treatment process for waste solids.

[Empty text box for waste solids treatment process]

11 Where is the point of discharge for liquid waste?

[Empty text box for discharge point]

12 What is the ultimate disposal of waste solids and how obtained?

[Empty text box for ultimate disposal]

13 List any equipment failures occurring during the year. Please state when failure occurred and briefly describe the failure and corrective measures taken.

[Empty text box for equipment failures]

COLLECTING SEWERS (measurement in feet)

	Kind of Pipe (ie., Cast Iron, VCP, PVC, etc.) (a)	Diameter of Pipe (b)	Total No. at Beginning of Year (c)	Total No. of Additions During the Year (d)	Total No. Removed or Abandoned During the Year (e)	Total No. at End of the Year (f)
14	Force:					
15						
16	Gravity:					
17						
18						

LIFT STATIONS

	Pumps: Name, Size, Type	Location	H.P.	GPM	TDH
19					
20					
21					

VERIFICATION

The foregoing report must be verified by the oath of the President, Treasurer, General Manager or Receiver of the company. The oath required may be taken before any person authorized to administer an oath (Notary Public) by the laws of the State in which the same is taken.

OATH

State Of MISSOURI }

County Of GREENE }

ss:

TERRY McCULLOUGH
Name of Affiant (Company Official/Representative)

makes oath and says that

s/he is SECRETARY
Official Title of the Affiant (Company Official/Representative)

of TRI-STATES UTILITY INC.
Exact Legal Title or Name of the Respondent (Certificated Company Name)

and is located at 820 E PRIMROSE SPRINGFIELD MO 65807
Address and Telephone Number of the Affiant (Company Official/Representative)

that s/he has examined the foregoing report; that to the best of his or her knowledge, information, and belief, all statements of fact contained in the said report are true and the said report is a correct statement of the business and affairs of the above-named respondent.

from January 1, 2008, to and including December 31, 2008
Month/Day Year Month/Day Year

Terry McCullough

Signature of Affiant (Company Official/Representative)

Subscribed and sworn to before me, a Notary Public, in and for the State and County above named,

this 14th day of May, 2009.

My Commission expires April 21st, 2013

LeANN S. McKEE
Notary Public - Notary Seal
STATE OF MISSOURI
Stone County - Comm #09700404
My Commission Expires Apr. 21, 2013

LeAnn S. McKee
Signature of Notary Public

Missouri Revised Statutes § 392.210 or §393.140