

Raccoon Creek Utility Operating Company, Inc.

Company Full Certificated Name

Do not abbreviate; include any Commission approved AKA/DBA/Fictitious Name, if applicable.

WATER and/or SEWER ANNUAL REPORT

SMALL COMPANY

(Fewer than 8,000 customers)

TO THE

MISSOURI PUBLIC SERVICE COMMISSION

January 1 - December 31, 2020

This filing is required pursuant to Commission Rules 20 CSR 4240-10.145 and/or Section 393.140 RSMo.

Please indicate which type of service the Company is certificated to provide by checking the appropriate box(es). (Check all that apply.)

- Water Service Provider**
- Sewer Service Provider**

Please choose one of the following filing type options:

- Public Submission (NOT Confidential)**
- Non-Public Submission (CONFIDENTIAL / Filed Under Seal)**
For this filing to be considered confidential, additional submission of materials is required pursuant to Commission Rule 20 CSR 4240-2.135.

_____ ▼

(To be used when filing under seal.)

For the calendar year of January 1 - December 31, 2020

2 **Company Name:** Raccoon Creek Utility Operating Company, Inc.
 2a **Parent Company Name:** CSWR, LLC
(if applicable)
 3 **Company Mailing Address:** 1650 Des Peres Road, Suite 303 Des Peres, MO 63131
 4 **Company Street Address:** 1650 Des Peres Road, Suite 303 Des Peres, MO 63131
 5 **Company Phone Number:** 314-736-4672
 6 **Company E-mail Address:** bthies@cswrgroup.com

7 **Name, title, address, phone number, and e-mail of person(s) to contact concerning information contained in this report:**

7a	<u>Brent Thies/Controller</u>	<u></u>
	Name/Title	Name/Title
7b	<u>1650 Des Peres Road, Suite 303</u>	<u></u>
	Mailing Address	Mailing Address
7c	<u>1650 Des Peres Road, Suite 303</u>	<u></u>
	Street Address	Street Address
7d	<u>Des Peres MO 63131</u>	<u></u>
	City State Zip	City State Zip
7e	<u>314-736-4672</u>	<u></u>
	Telephone Number	Telephone Number
7f	<u>bthies@cswrgroup.com</u>	<u></u>
	E-mail Address	E-mail Address

8 Provide the **Total Company and gross intrastate Operating Revenues** (i.e., Missouri Jurisdictional) for Calendar Year 2020.



(BOTH COLUMNS MUST BE COMPLETED)


Water Revenues	**	MO Jurisdictional	**	**	Total Company	**
9 Total Operating Revenues (From Pg. W-2, Line 22)		\$ -				
10 Total Non-Tariffed Revenues (Pg. W-2, Line 25)		\$ -				
11 TOTAL REVENUES (From Pg. W-2, line 26)		\$ -			\$ -	

(Total MO Jurisdictional Revenue (Line 11 above) should match Statement of Revenue - MoPSC Assessment).

Sewer Revenues	**	MO Jurisdictional	**	**	Total Company	**
12 Total Operating Revenues (From Pg. S-2, Line 22)		\$ 547,397			\$ 547,397	
13 Total Non-Tariffed Revenues (From Pg. S-2, Line 25)		\$ -				
14 TOTAL REVENUES (From Pg. S-2, Line 26)		\$ 547,397			\$ 547,397	

(Total MO Jurisdictional Revenue (Line 14 above) should match Statement of Revenue - MoPSC Assessment).

 Indicates a link to or from another worksheet within workbook
 Indicates formula cell(s)


 (To be used when filing under seal.)

1
2 Company Name: Raccoon Creek Utility Operating Company, Inc.

CAPITAL STOCK (COMMON AND PREFERRED)

Class and Series of Stock (a)	Total Number of Shares Authorized (b)	Par or Stated Value Per Share (c)	Total Number of Shares Issued (d)	Current Book Value of Issued Shares of Stock (e)
3 Common	166,761	\$ 1.00	166,761	\$ 166,761
4				\$ -
5				\$ -
6				\$ -
7				\$ -
Total Value				\$ 166,761

SECURITY HOLDERS AND VOTING POWERS

Report below the **NAMES** and **ADDRESSES** of the 10 stockholders who, at the end of the year, had the greatest voting powers in the respondent, **AND STATE THE NUMBER OF VOTES** each would have had a right to cast on that date. If any such holder held in trust, give the nature of the trust and the beneficial owner. Show also total votes of **ALL** securities with voting powers.

Names and Addresses (a)	Number of Votes (b)
9 Central States Water Resources	166,761
10	
11	
12	
13	
14	
15	
16	
Total Number of Votes Held by Above	
	166,761
Total Number of Votes of All Securities with Voting Rights	

Identify the principal or general officers of the company at the end of the year. Please include an additional sheet, if enough space is not provided on this page, to completely provide the requested information.

Title of General Officer(s)	Name of Person Holding Office
19 President	Josiah Cox
20 Treasurer	Marty Moore
21	
22	
23	
24	

Indicates formula cell(s)

1 For the calendar year of January 1 - December 31, 2020

2 Company Name: Raccoon Creek Utility Operating Company, Inc.

3 This Utility Company is a: (Check the appropriate box.)

- C-Corporation S-Corporation Sole Proprietorship
- Partnership LLC LP
- Other (Please explain)

4 If different than certificated name listed above (e.g., parent corporation name) or if 'Other' is identified, explain:

5 Name of state under the laws of which respondent is incorporated and date of incorporation. If incorporated under a specific law, give reference of such law. If not incorporated, state the fact and give the type of organization and date organized.

Missouri - 2/14/2014

6 Describe **MAJOR** transactions occurring during the year which will have a effect on operations, such as rate changes, replacement of major equipment and other abnormal cash expenditures of \$250 or more. (*Dollar amounts to be recorded on Page W-5 and/or Page S-4, columns d.*)

7 Improvements to building, structures and blower components at WSS plant - work in progress - \$58,819

8 Improvements to building, lagoon and fencing at Villages plant - work in progress - \$54,315

- 9 _____
- 10 _____
- 11 _____
- 12 _____
- 13 _____
- 14 _____
- 15 _____
- 16 _____
- 17 _____
- 18 _____
- 19 _____
- 20 _____
- 21 _____
- 22 _____
- 23 _____
- 24 _____
- 25 _____
- 26 _____
- 27 _____
- 28 _____
- 29 _____
- 30 _____

▼
(To be used when filing under seal.)

1

For the calendar year of January 1 - December 31, 2020

2 Company Name: Raccoon Creek Utility Operating Company, Inc.

NOTE: Please do not try to type over formulas. Totals will calculate automatically in this spreadsheet.

BALANCE SHEET
WATER AND SEWER OPERATIONS
ASSETS

	Account Description (a)	**	Amount (b)	**
3	Water Plant In Service <i>(From Pg. W-5)</i>		\$ -	
4	LESS: Water Depreciation Reserve <i>(From Pg. W-5)</i>		\$ -	
5	Net Water Plant in Service <i>(Line 3 MINUS Line 4)</i>		\$ -	
6	Water Materials and Supplies			
7	Water Construction Work in Progress			
8	Water Plant Held for Future Use			
9	Water Plant Acquisition Adjustment			
10	Sewer Plant in Service <i>(From Pg. S-4)</i>		\$ 2,586,280	
11	LESS: Sewer Depreciation Reserve <i>(From Pg. S-4)</i>		\$ 915,400	
12	Net Sewer Plant in Service <i>(Line 10 MINUS Line 11)</i>		\$ 1,670,880	
13	Sewer Materials and Supplies			
14	Sewer Construction Work in Progress		\$ 139,027	
15	Sewer Plant Held for Future Use			
16	Sewer Plant Acquisition Adjustment			
17	Other Plant			
18	Cash		\$ 27,700	
19	Accounts Receivable <i>(i.e., Amounts due from customers or other parties.)</i>		\$ 97,456	
20	Other Assets		\$ 214,166	
21	Total Assets*		\$ 2,149,229	

* Total Assets should balance with Total Equity and Liabilities on Page 5 (see instructions).
Difference between Equity & Liabilities and Assets (from Pg. 5).

- Indicates a link to another worksheet within workbook
- Indicates formula cell(s)

(To be used when filing under seal.)

2 Company Name: Raccoon Creek Utility Operating Company, Inc.

NOTE: Please do not try to type over formulas. Totals will calculate automatically in this spreadsheet.

BALANCE SHEET
WATER AND SEWER OPERATIONS
EQUITY AND LIABILITIES

	Account Description (a)		Amount (b)	
3	Capital Stock (From Page 2)		\$ 166,761	
4	Retained Earnings		\$ (687,876)	
5	Long-Term Debt (banks, etc.- over 1 year) (From Pg. 9)		\$ 1,761,045	
6	Short-Term Debt (banks, etc.- less than 1 year) (From Pg. 9)		\$ -	
7	Water Customer Deposits			
8	Water Advances for Construction			
9	Water Contributions In Aid of Construction (From Pg. 8, Line 16)		\$ -	
10	LESS: Water Amortization of Contributions In Aid of Construction (From Page 8, line 24)		\$ -	
11	Net Water Contributions In Aid of Construction (i.e., Line 9 MINUS Line 10)		\$ -	
12	Sewer Customer Deposits			
13	Sewer Advances for Construction			
14	Sewer Contributions In Aid of Construction (From Pg. 8, Line 16)		\$ 434,709	
15	LESS: Sewer Amortization of Contributions In Aid of Construction (From Page 8, line 24)		\$ 184,877	
16	Net Sewer Contributions In Aid of Construction (i.e., Line 14 MINUS Line 15)		\$ 249,832	
17	Deferred Taxes - ITC			
18	Deferred Taxes - Other			
19	Accounts Payable; (Amounts owed to other parties; other than debt listed above.)		\$ 114,691	
20	Other Liabilities		\$ 544,775	
21	Total Equity and Liabilities*		\$ 2,149,229	

* Total Equity and Liabilities should balance with Total Assets on Pg. 4 (see instructions).
Difference between Equity & Liabilities and Assets (From Pg. 4).

Indicates a link to another worksheet within workbook
 Indicates formula cell(s)

(To be used when filing under seal.)

2 Company Name: Raccoon Creek Utility Operating Company, Inc.

CONTRIBUTIONS IN AID OF CONSTRUCTION

INSTRUCTIONS: This account shall include donations or contributions in cash, services, or property for construction purposes. The records supporting the entries to this account shall be so kept that the utility can furnish information as to the purpose of each donation, the conditions, if any, upon which it was made, the amount of each donation, and the amount applicable to each utility department. The credits (deductions) to this account shall not be transferred to any other account without the approval of the Commission.

(a)	Water (b)	Sewer (c)
3 Balance at Beginning of Year <i>(From last years report, Pg. 8)</i>		\$ 430,709
4 PLUS: Additions During the Year <i>(Please provide a detailed explanation.)</i>		\$ 4,000
5		
6		
7		
8		
9 Total Additions	\$ -	\$ 4,000
10 LESS: Deductions During the Year <i>(Please provide a detailed explanation.)</i>		
11		
12		
13 Retire and cap off service connection, but no connection fee money returned = no entry here		
14		
15 Total Deductions	\$ -	\$ -
16 Balance at End of Year	\$ -	\$ 434,709
	<i>(Total to Pg. 5)</i>	<i>(Total to Pg. 5)</i>

AMORTIZATION OF CONTRIBUTIONS IN AID OF CONSTRUCTION

(Please identify as Account Number 271A)

17 **PLEASE CHOOSE FROM THE DROP DOWN BOX WHICH METHOD THE UTILITY UTILIZES FOR ITS RECORDS.**

Attached Method ▼

Distribution Method

(a)	Water (b)	Sewer (c)
18 Balance of Amortization at First of Year <i>(not Total of CIAC line 3)</i>		
19 Total Contributions in Aid at End of Year <i>(see above)</i>		
20 Total Plant in Service at End of Year <i>(From Pg. W-5 or S-4)</i>		
21 Percentage Contributions to Plant		
22 Total Depreciation Expense <i>(From Pg. W-5 or S-4)</i>		
23 Total Amortization of Contributions <i>(To Pg. W-1, S-1)</i>		
24 Balance at End of Year		
	<i>(Total to Pg. 5)</i>	<i>(Total to Pg. 5)</i>

OR

Attached Method

(a)	Water (b)	Sewer (c)
25 Balance of Amortization at First of Year <i>(not Total of CIAC Line 3)</i>		\$ 170,952
26 Total Amortization of Contributions <i>(To Pg. W-1, S-1)</i>		\$ 13,925
27 Balance at End of Year	\$ -	\$ 184,877
	<i>(Total to Pg. 5)</i>	<i>(Total to Pg. 5)</i>

Indicates a link to another worksheet within workbook
 Indicates formula cell(s)

2 Company Name: **Raccoon Creek Utility Operating Company, Inc.**

INTEREST EXPENSE, NOTES PAYABLE, BONDS, BANK LOANS AND OTHER DEBTS

INSTRUCTIONS: Please report information for the current annual reporting year. List each separate item of debt. Please identify the named borrower for each debt, if different from the company. Show principal amount to which each interest rate applies. Include all items on which interest was paid during the year. Use additional worksheets if necessary.

Type of Debt (i.e., Notes Payable, Bonds, Bank Loans, Shareholder Loans, Affiliate Loans, etc.) (a)	Contact Information of Each Lender (Name, Address, Phone No., Email) (p)	Origination Date (c)	Initial Loan Amount (d)	Interest Rate (e)	Type of Interest Rate: (Fixed, Variable) (f)	Frequency of Payments (Semi- Monthly, Monthly, Quarterly, Annually, etc.) (g)	Balance of Loan at Year End		Debt Paid off During Year? Y or N (k)	Total Interest Paid During the Year (l)	Interest Paid - Charged To:	
							Long Term Debt (Over one year.) (h)	Short Term Debt (Less than one year.) (i)			Water Utility (m)	Sewer Utility (n)
3 Note Payable	Fresh Start Ventures, LLC	3/15/15	\$ 1,851,933	14.00%	Fixed	Monthly	\$ 1,761,045.44		No	\$ 250,844		\$ 250,844
4												
5												
6												
7												
8												
9 Total							\$ 1,761,045.44	\$ -		\$ 250,844	\$ -	\$ 250,844

(Totals to Page 5) (Total to Pg. W-1) (Total to Pg. S-1)

10 If the answer to column (f) is variable, please explain the method used for the interest rate calculation below with corresponding line number from above.

Indicates formula cell(s)



(To be used when filing under seal.)

For the calendar year of January 1 - December 31, 2020

Company Name: **Raccoon Creek Utility Operating Company, Inc.**

SEWER OPERATING REVENUES, EXPENSES AND STATISTICS

	Description (a)	Amount (b)
3	Total Revenues (From Page S-2)	\$ 547,397
	<u>Operating Expenses</u>	
4	Salaries & Wages (From Pg. 6)	\$ -
5	Employee Pensions and Benefits	\$ -
6	Purchased Water	
7	Plant Operations Expenses (From Pg. S-3)	\$ 102,170
8	Billing Expenses	\$ 33,733
9	Supplies and Expenses	
10	Transportation Expenses	
11	Rent Expense	
12	Insurance Expense	\$ 45,780
13	Outside Services Employed (e.g., Legal, Accounting, etc.) (From Pg. 7)	\$ 8,769
14	Regulatory Commission Expenses	\$ 6,615
15	Depreciation Expense (From Pg. S-4)	\$ 112,913
16	Amortization of Contributions in Aid of Construction (From Pg. 8)	\$ (13,925)
17	Amortization Expense	
18	Tax Expenses (From Pg. S-3)	\$ 4,011
19	Interest Expense (From Pg. 9)	\$ 250,844
20	Other Expenses	\$ 94,055
21	Total Operating Expenses	\$ 644,965
22	Net Income (LOSS) - (A negative number indicated by () represents a loss.)	\$ (97,567)

 Indicates a link to another worksheet within workbook
 Indicates formula cell(s)

(To be used when filing under seal.)



2 Company Name: **Raccoon Creek Utility Operating Company, Inc.**

SEWER OPERATING REVENUES, EXPENSES AND STATISTICS (Continued)

(Please indicate if metered amounts are in cubic feet measurements.)

Description of Revenues (a)	No. of Customers		No. of Gallons Sold (000's Omitted) (d)	Revenue Amount (e)
	Beginning of Year (b)	End of Year (c)		
<u>Flat Rate Sales</u>				
3 Residential - Single Family	522	522	XXXX	\$ 543,737
4 Residential - Apartments			XXXX	
5 Residential - Mobile Homes			XXXX	
6 Commercial			XXXX	
7 Other Sales to Public Authorities			XXXX	
8 Other			XXXX	
9 Total Unmetered Sales	522	522	XXXX	\$ 543,737
<u>Metered Sales Based on Gallon Usage</u>				
10 Residential - Single Family				
11 Residential - Apartments				
12 Residential - Mobile Homes				
13 Commercial				
14 Other Sales to Public Authorities				
15 Other				
16 Total Metered Sales	0	0	0	\$ -
<u>Tariffed Operating Revenues</u>				
17 Late Payment Fees				\$ 3,510
18 Returned Check Fees				
19 Inspection Fees				
20 Reconnect Fees				
21 Other Revenue				\$ 150
22 Total Operating Revenues (From Tariffed Services)(To Pg. 1, Line 12)				\$ 547,397
<u>Non-Tariffed Revenues</u>				
23 Rent Income				
24 Other Income (e.g., from Merchandising, Jobbing & Contract Work, etc.)				
25 Total Non-Tariffed Revenues (To Pg. 1, Line 13)				\$ -
26 Total Revenues * (To Pg. 1, Line 14)				\$ 547,397
				(Totals to Pg. 1, Pg. S-1)

* Total Revenues should match Statement of Revenue (MOPSC Assessment).

 Indicates a link to another worksheet within workbook
 Indicates formula cell(s)

(To be used when filing under seal.)

2 Company Name: Raccoon Creek Utility Operating Company, Inc.

SEWER OPERATING REVENUES, EXPENSES AND STATISTICS (Continued)

	Description (a)	Amount (b)
	<u>Plant Operations Expenses</u>	
3	Contracted Maintenance Expenses	
4	Repairs of Sewer Plant - Pump Repair	
5	Repairs of Sewer Plant - Treatment Repair	\$ 904
6	Repairs of Sewer Plant - Collecting Sewers and Manhole Repair	\$ -
7	Repairs of Sewer Plant - Equipment Repair	
8	Repairs of Sewer Plant - Other	\$ 166
9	Utility Bills	\$ 27,456
10	Chemicals	\$ 4,220
11	Sludge Hauling Expenses	\$ 2,804
12	Effluent Testing Expenses	
13	Other Plant Operations Expenses	\$ 66,620
14	Total Plant Operations Expenses	\$ 102,170
		<i>(Total to Pg. S-1)</i>
	<u>Tax Expenses</u>	
15	Tax Expense - Property Taxes	\$ 4,011
16	Tax Expense - Payroll Taxes	
17	Tax Expense - Franchise Taxes	
18	Tax Expense - Other Taxes	
19	Tax Expense - Federal Income Taxes	
20	Tax Expense - State Income Taxes	
21	Tax Expense - Investment Tax Credits	
22	Total Tax Expenses	\$ 4,011
		<i>(Total to Pg. S-1)</i>

Indicates formula cell(s)

		SEWER UTILITY PLANT IN SERVICE					DEPRECIATION EXPENSES AND RESERVE - SEWER UTILITY PLANT				
Account Description (A)	USOA Account No. Class: B, C or D (B)	Plant Balance at Beginning of Year (C)	Additions During the Year (D)	Book Cost of Plant Retired* (E)	Cost of Removal* (F)	Salvage Credit* (G)	Plant Balance at End of Year (C+D-E) (H)	Reserve Balance at Beginning of Year (I)	Annual Depreciation Rate % (J)	Depreciation Expense** J*(C+H)/2 (K)	Reserve Balance at END of Year (I-E-F+G+K) (L)
<u>Intangible Plant</u>											
3	Organization	301	88,694				88,694	47,904	10.00%	8,869	56,773
4	Franchise and Consents	302					0				0
5	Miscellaneous Intangible Plant	303	90,068				90,068	14,632	5.00%	4,503	19,135
<u>Land & Structures</u>											
6	Land and Land Rights	none					0				0
7	Structures and Improvements	none					0				0
<u>Collection Plant</u>											
8	Land and Land Rights	350					0				0
9	Structures and Improvements	351					0				0
10	Collection Sewer - Force	352.1	13,492				13,492	2,861	2.00%	270	3,131
11	Collection Sewer - Gravity	352.2	470,717				470,717	237,165	2.00%	9,414	246,579
12	Other Collection Plant Facilities	353					0				0
13	Services to Customers	354	24,856				24,856	12,680	2.00%	497	13,177
14	Flow Measuring Devices	355					0				0
<u>Pumping Plant</u>											
15	Land and Land Rights	360					0				0
16	Structures and Improvements	361					0				0
17	Receiving Wells and Pump Pits	362	14,929				14,929	2,127	4.00%	597	2,724
18	Other Pumping Equipment	363	29,948				29,948	6,563	10.00%	2,995	9,558
<u>Treatment & Disposal</u>											
19	Land and Land Rights	370	95,446				95,446				0
20	Structures and Improvements	371	193,930				193,930	18,335	3.70%	7,626	25,961
21	Oxidation Lagoon	none	120,122				120,122	88,828	4.60%	6,876	95,704
22	Treatment & Disposal Equipment	372	1,213,660				1,213,660	204,288	5.00%	63,988	268,276

Company Name: **Raccoon Creek Utility Operating Company, Inc.**

SEWER UTILITY PLANT IN SERVICE DEPRECIATION EXPENSES AND RESERVE - SEWER UTILITY PLANT

Account Description (A)	USOA Account No. Class: B, C or D (B)	Plant Balance at Beginning of Year (C)	Additions During the Year (D)	Book Cost of Plant Retired* (E)	Cost of Removal* (F)	Salvage Credit* (G)	Plant Balance at End of Year (C+D-E) (H)	Reserve Balance at Beginning of Year (I)	Annual Depreciation Rate % (J)	Depreciation Expense** J*(C+H)/2 (K)	Reserve Balance at END of Year (I-E-F+G+K) (L)
23 Sewer Collection (Septic) Tanks	372.1						0				0
24 Plant Sewer	373	194,094					194,094	161,349	2.50%	4,852	166,201
25 Outfall Sewer Lines	374	131					131	31	2.00%	3	34
26 Other Treatment & Disposal Plant Equipment	375						0				0
	376										
General Plant											
27 Land and Land Rights	389						0				0
28 Structures and Improvements	390						0				0
29 Office Furniture and Equipment	391						0				0
30 Office Computer & Electronic Equipment	391.1						0				0
31 Transportation Equipment	392						0				0
32 Other General Equipment	393						0				0
33 Stores Equipment	393						0				0
34 Tools, Shop and Garage Equipment	394	120					120	39	5.00%	6	45
35 Laboratory Equipment	395						0				0
36 Power-operated Equipment	396						0				0
37 Communication Equipment	397	36,073					36,073	5,685	6.70%	2,417	8,102
38 Miscellaneous Equipment	398						0				0
39 Total Sewer Utility Plant In Service	Totals	2,586,280	0	0	0	0	2,586,280	802,487		112,913	915,400
							(Total to Pg. 4 & Pg. 8)			(Total to Pg. 8 & Pg. S-1)	(Total to Pg. 4)

* Indicates a link to another worksheet within workbook

** Indicates formula cell(s)

** All entries included in Columns "E", "F" and "G" should be supported by records that identify the property retired and the cost of removal or salvage in detail.

** Annual Depreciation Expense should be calculated based upon actual in-service and retirement date(s) of new equipment and retirements during the period.

** The depreciation expense formula provided is only an approximation assuming all activity for the year occurred mid year.

NOTE: All entries should be supported by records that identify the property being added or retired, its location, and its original cost in as much detail as reasonably possible. If adjustments are included in Columns "E", "F" and/or "G", use additional sheets.

Comments:

(To be used when filing under seal.)

Company Name: **Raccoon Creek Utility Operating Company, Inc.**

SEWER UTILITY PLANT IN SERVICE

DEPRECIATION EXPENSES AND RESERVE - SEWER UTILITY PLANT

Account Description (A)	USOA Account No. Class: B, C or D (B)	Plant Balance at Beginning of Year (C)	Additions During the Year (D)	Retirement of Property			Plant Balance at End of Year (C+D-E) (H)	Reserve Balance at Beginning of Year (I)	Annual Depreciation Rate % (J)	Depreciation Expense** J*(C+H)/2 (K)	Reserve Balance at END of Year (I-E-F+G+K) (L)
				Book Cost of Plant Retired* (E)	Cost of Removal* (F)	Salvage Credit* (G)					

1

2 Company Name: Raccoon Creek Utility Operating Company, Inc.

GENERAL INFORMATION

3 Type of Treatment Facilities - Please describe (e.g., lagoon, mechanical or sand filter) and list all that apply.

Activated sludge extended aeration (WSS)

4 What is the designed capacity of each treatment facility?

28000 gpd

5 What percent of designed capacity of each facility is currently being utilized?

90-110%

SLUDGE

6 Was sludge pumped and hauled from your facility? Y N Please provide the hauling provider information in the section below.

(If you have more than five (5) hauls during the year, only list the total annual amount.)

Name of Hauling Co.	Hauling Company's Facility/Location	Date of Haul	No. of Gallons Hauled	Rates Per Gallon	Total Cost of Removal
Septic Service	Sedalia, MO	5+ hauls	68,000	0.10	\$ 6,407
Total Cost					\$ 6,407

7 What is the ultimate disposal of waste solids (e.g. land application, disposal at qualified facility, etc.)?

Sedalia, MO treatment facility

8 List any equipment failure(s) that occurred during the year. Please list when failure(s) occurred and briefly describe them and any corrective measure(s) taken specifically major item(s), (i.e., problem(s) fixed was/were \$250 or above as listed on page 3). Denote "N/A", if applicable.

COLLECTING SEWERS (measurement in feet)

Kind of Pipe (i.e. Cast Iron, VCP, PVC, etc.) (a)	Diameter of Pipe (b)	Total No. at Beginning of Year (c)	Total No. of Additions During the Year (d)	Total No. Removed or Abandoned During the Year (e)	Total No. at End of Year (f)
9 Force:					0
10 PVC	2"	620			620
11 Gravity:					0
12 PVC	6"-8"	7,325			7,325
13					0

LIFT STATIONS

Pumps: Name, Size, Type	Location	H.P.	GPM	TDH
14 2 ABS	Ridgeview Dr	2	23	14
15				
16				
17				
18				
19				

Indicates a formula cell



(To be used when filing under seal.)

1

2 Company Name: Raccoon Creek Utility Operating Company, Inc.

GENERAL INFORMATION

3 Type of Treatment Facilities - Please describe (e.g., lagoon, mechanical or sand filter) and list all that apply.

Activated sludge extended aeration (WPC)

4 What is the designed capacity of each treatment facility?

24000 gpd

5 What percent of designed capacity of each facility is currently being utilized?

90-110%

SLUDGE

6 Was sludge pumped and hauled from your facility? Y N Please provide the hauling provider information in the section below.

(If you have more than five (5) hauls during the year, only list the total annual amount.)

Name of Hauling Co.	Hauling Company's Facility/Location	Date of Haul	No. of Gallons Hauled	Rates Per Gallon	Total Cost of Removal
Septic Service	Sedalia, MO	5+ hauls	32,000	0.10	\$ 3,052
Total Cost					\$ 3,052

7 What is the ultimate disposal of waste solids (e.g. land application, disposal at qualified facility, etc.)?

Sedalia, MO treatment facility

8 List any equipment failure(s) that occurred during the year. Please list when failure(s) occurred and briefly describe them and any corrective measure(s) taken specifically major item(s), (i.e., problem(s) fixed was/were \$250 or above as listed on page 3). Denote "N/A", if applicable.

COLLECTING SEWERS (measurement in feet)

Kind of Pipe (i.e. Cast Iron, VCP, PVC, etc.) (a)	Diameter of Pipe (b)	Total No. at Beginning of Year (c)	Total No. of Additions During the Year (d)	Total No. Removed or Abandoned During the Year (e)	Total No. at End of Year (f)
9 Force:					0
10 PVC	2"	3,550			3,550
11 Gravity:					0
12 PVC	6"-8"	8,314			8,314
13					0

LIFT STATIONS

Pumps: Name, Size, Type	Location	H.P.	GPM	TDH
14 2 ABS	SE 125th Road	3	104	20
15				
16				
17				
18				
19				

Indicates a formula cell



(To be used when filing under seal.)

1

2 Company Name: Raccoon Creek Utility Operating Company, Inc.

GENERAL INFORMATION

3 Type of Treatment Facilities - Please describe (e.g., lagoon, mechanical or sand filter) and list all that apply.

3 cell lagoon and MBBR (Villages)

4 What is the designed capacity of each treatment facility?

58000 gpd

5 What percent of designed capacity of each facility is currently being utilized?

90-120%

SLUDGE

6 Was sludge pumped and hauled from your facility? Y N Please provide the hauling provider information in the section below.

(If you have more than five (5) hauls during the year, only list the total annual amount.)

Name of Hauling Co.	Hauling Company's Facility/Location	Date of Haul	No. of Gallons Hauled	Rates Per Gallon	Total Cost of Removal
Total Cost					\$ -

7 What is the ultimate disposal of waste solids (e.g. land application, disposal at qualified facility, etc.)?

8 List any equipment failure(s) that occurred during the year. Please list when failure(s) occurred and briefly describe them and any corrective measure(s) taken specifically major item(s). (i.e., problem(s) fixed was/were \$250 or above as listed on page 3). Denote "N/A", if applicable.

COLLECTING SEWERS (measurement in feet)

Kind of Pipe (i.e. Cast Iron, VCP, PVC, etc.) (a)	Diameter of Pipe (b)	Total No. at Beginning of Year (c)	Total No. of Additions During the Year (d)	Total No. Removed or Abandoned During the Year (e)	Total No. at End of Year (f)
9 Force:					0
10 PVC	2"	5,782			5,782
11 Gravity:					0
12 5150	6"-8"				0
13					0

LIFT STATIONS

Pumps: Name, Size, Type	Location	H.P.	GPM	TDH
14 2 ABS	Hedge Apple Drive	2	20	13
15				
16				
17				
18				
19				

Indicates a formula cell

For the calendar year January 1 - December 31, 2020

Company Name: Raccoon Creek Utility Operating Company, Inc.

VERIFICATION

The foregoing report must be verified by the Oath of the President, Treasurer, General Manager or Receiver of the Company. The Oath required may be taken before any person authorized to administer an oath (Notary Public) by the laws of the State in which the same is taken.

OATH

State Of Missouri }

County Of St. Louis } ss:

Marty Moore makes oath and says that
Name of Affiant (Company Official/Representative)

s/he is CFO
Official Title of the Affiant (Company Official/Representative)

of Raccoon Creek Utility Operating Company, Inc
Exact Legal Title or Name of the Respondent (Certificated Company Name)

and is located at 1650 Des Peres Rd Ste 303 Des Peres MO 63031
Address and Telephone Number of the Affiant (Company Official/Representative)

that s/he has 1) examined the foregoing report; that to the best of his or her knowledge, information, and belief, all statements of fact contained in the said report are true and the said report is a correct statement of the business and affairs of the above-named respondent, and 2) examined (and updated as applicable) the Company's contact information in EFIS; to the best of his or her knowledge, information, and belief, all listed contacts are correct.

from January 1, 2020, to and including December 31, 2020
Month/Day Year Month/Day Year

x Marty Moore
Signature of Affiant (Company Official/Representative)
(If electronic signatures are used, you must use "/s/" before the name.)

Subscribed and sworn to before me, a Notary Public, in and for the State and County above named,
this 8th day of June, 2021.
My Commission expires: 11/13/2022



MERANDA K. KEUBLER
My Commission Expires
November 13, 2022
St. Louis County
Commission #14631487

Meranda K Keubler
Signature of Notary Public
(If electronic signatures are used, you must use "/s/" before the name.)

14631487
Notary Public Commission Number

Missouri Revised Statutes § 392.210 or §393.140

See the Instructions for more information to complete this page.