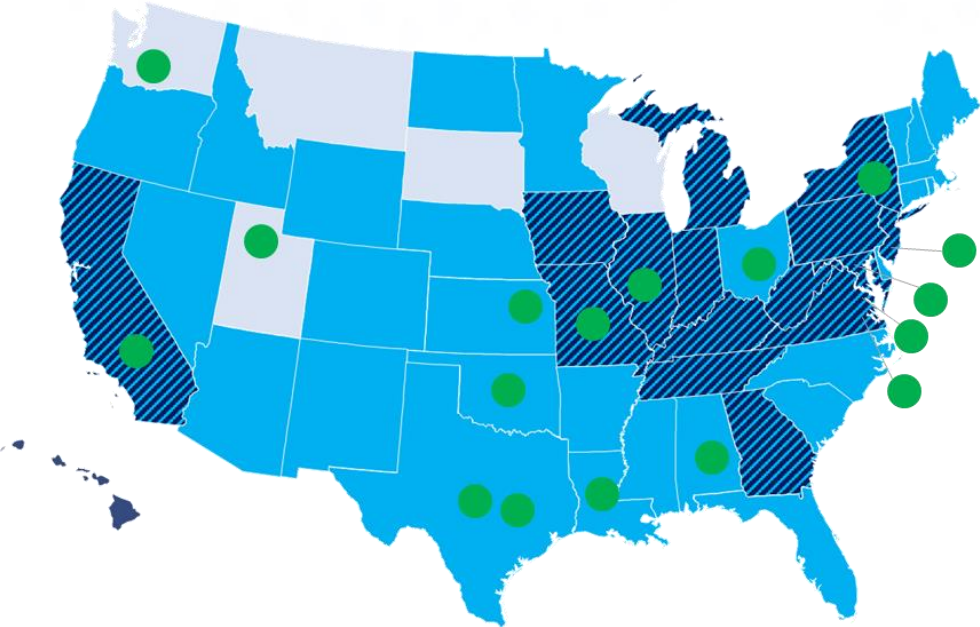


# Our Business at a Glance

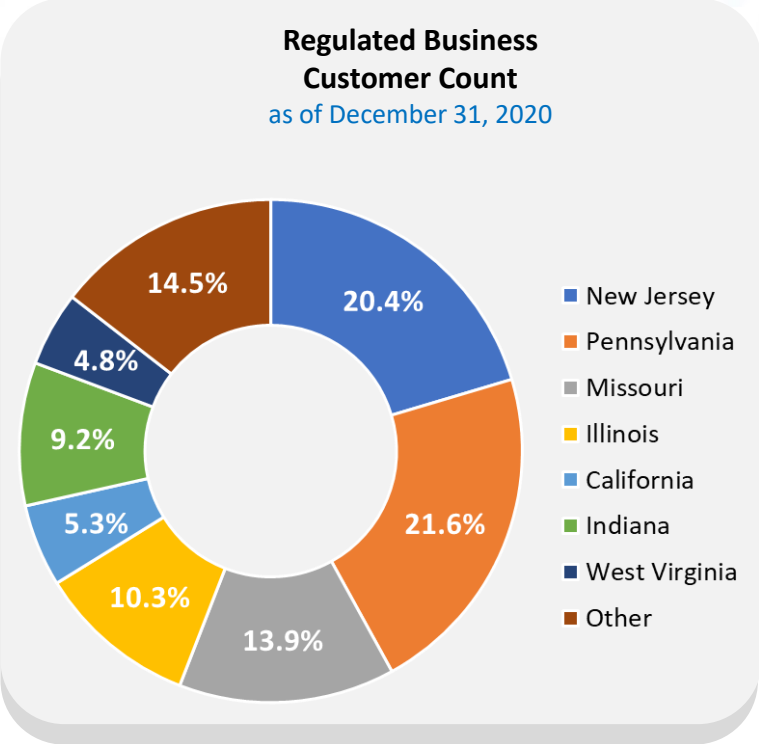
**Regulated Business**  
 as of December 31, 2020  
 53,000+ miles of pipe  
 609 water treatment plants  
 150 wastewater facilities  
 1,100 wells  
 75 dams

**Homeowner Services**  
 ~3 million contracts serving  
 ~1.5 million customers


**Military Services Group**  
 17 installations in current footprint



- Regulated Operations
- Homeowner Services
- Regulated Operations & Homeowner Services
- Military Services Group



# Regulated Acquisitions Update


 **Under Agreement\***  
as of August 1, 2021

**≈86,900 Customer Connections**  
**37 Acquisitions**

---

|        |       |
|--------|-------|
| CA: 4  | NJ: 2 |
| IL: 7  | PA: 7 |
| IN: 3  | VA: 1 |
| MO: 11 | WV: 2 |

\* Does not reflect the announced pending sale of NYAW.

 **Closed**  
as of August 1, 2021

**≈3,000 Customer Connections**  
**8 Acquisitions in 4 States**

---

|       |       |
|-------|-------|
| IL: 1 | PA: 2 |
| MO: 4 | WV: 1 |

Opportunities Totaling  
**≈1,300,000**  
Customer Connections



# Market-Based Businesses Provide Strategic Value



## Military Services Group

*17 installations in current footprint*  
*Opportunity for infrastructure upgrades on existing bases*



## Homeowner Services

*~3 million protection plan contracts serving ~1.5 million customers*  
*Over 40 different partnerships with municipal water, gas and electric utilities*



## BENEFITS

- Capital light
- Builds relationships
- Enhances customer satisfaction
- Cash flow positive
- Positive branding
- Leverage core competencies

# 2021 Closed Acquisitions\*



**As of August 1, 2021**

| STATE         | NUMBER OF SYSTEMS | WATER CUSTOMER CONNECTIONS | WASTEWATER CUSTOMER CONNECTIONS | TOTAL CUSTOMER CONNECTIONS |
|---------------|-------------------|----------------------------|---------------------------------|----------------------------|
| Illinois      | 1                 | 150                        | -                               | 150                        |
| Missouri      | 4                 | 50                         | 750                             | 800                        |
| Pennsylvania  | 2                 | -                          | 1,650                           | 1,650                      |
| West Virginia | 1                 | 400                        | -                               | 400                        |
| <b>Total</b>  | <b>8</b>          | <b>600</b>                 | <b>2,400</b>                    | <b>3,000</b>               |

# Acquisitions\* Under Agreement as of August 1, 2021

| STATE         | NUMBER OF SYSTEMS | WATER CUSTOMER CONNECTIONS | WASTEWATER CUSTOMER CONNECTIONS | TOTAL CUSTOMER CONNECTIONS |
|---------------|-------------------|----------------------------|---------------------------------|----------------------------|
| California    | 4                 | 6,250                      | -                               | 6,250                      |
| Illinois      | 7                 | 1,850                      | 1,600                           | 3,450                      |
| Indiana       | 3                 | 4,100                      | 100                             | 4,200                      |
| Missouri      | 11                | 5,350                      | 6,000                           | 11,350                     |
| New Jersey    | 2                 | 1,600                      | 1,400                           | 3,000                      |
| Pennsylvania  | 7                 | 1,700                      | 55,000                          | 56,700                     |
| Virginia      | 1                 | 900                        | -                               | 900                        |
| West Virginia | 2                 | 1,050                      | -                               | 1,050                      |
| <b>Total</b>  | <b>37</b>         | <b>22,800</b>              | <b>64,100</b>                   | <b>86,900</b>              |