

Attachment A
Tariff



May 1, 2012

Missouri Public Service Commission
Governor Office Building
200 Madison
P.O. Box 360
Jefferson City, MO 65102-0360

Dear Secretary:

Attached for electronic filing are revisions to the Embarq Missouri, Inc. d/b/a CenturyLink, Access Service Tariff, P.S.C. MO.-No. 26. These revisions are filed, in accordance with Missouri Public Service Commission Rules and Regulations and Case No. TT-2012-0317, and electronically submitted with a May 1, 2012 issue date and a proposed effective date of July 1, 2012.

This filing proposes to reduce switched access service rates by 50% of the difference between the intrastate and interstate revenues, as mandated in the Federal Communications Commission' November 18, 2011 Report and Order and Further Notice of Proposed Rulemaking in WC Docket Nos. 10-90, etc. (FCC 11-161. In addition, the switched access service rate structure has been revised to mirror the interstate rate structure. The calculations supporting these rate changes are being filed as Proprietary, with Certification, under Case No. TT-2012-0317 since they contain market specific information relating to services offered.

The list of tariff sheets reflecting a change are provided in Attachment A following.

Should you have questions or need additional information regarding this filing, please contact Becky Kilpatrick at (573) 636-4261 or Kristal Myers at (913) 345-7717.

Sincerely,

A handwritten signature in cursive script that reads "Gary L. Kepley".

Gary L. Kepley
Director – Regulatory Operations

Attachments

Pc: Mark Harper
Becky Kilpatrick
Office of Public Counsel (e-mail)

MO 12-05A

5454 West 110th Street
Overland Park, KS 66211
Tel: 913.345.7572
Fax: 913.345.6755
gary.kepley@centurylink.com

The following tariff pages are being revised:

Table of Contents:

Third Revised Page 1
Fifth Revised Page 2
Seventh Revised Page 3
Fourth Revised Page 4
Fourth Revised Page 5
Fourth Revised Page 6
Fifth Revised Page 8
Third Revised Page 9
Seventh Revised Page 10
Seventh Revised Page 11
Fourth Revised Page 18

Tariff

Second Revised Page 21
Second Revised Page 22
Third Revised Page 28
Fourth Revised Page 29
Second Revised Page 30
Fifth Revised Page 36
Original Page 36.1
Third Revised Page 41
Original Page 47.6
Second Revised Page 49
Third Revised Page 56
Second Revised Page 57
Third Revised Page 58
Fourth Revised Page 59
Third Revised Page 61
Second Revised Page 69
Fifth Revised Page 70
Fourth Revised Page 72
Third Revised Page 77
Second Revised Page 78
Second Revised Page 79
Second Revised Page 82
Second Revised Page 83
Fourth Revised Page 84
Third Revised Page 86
Second Revised Page 87
Fourth Revised Page 88
Fourth Revised Page 89
Second Revised Page 89.1
Fourth Revised Page 90
Original Page 90.1
Fifteenth Revised Page 107
Second Revised Page 109
Second Revised Page 111
Third Revised Page 112
Third Revised Page 113

Tariff (Cont'd)

Seventh Revised Page 148
Original Page 148.1
Original Page 148.2
Second Revised Page 149
Second Revised Page 150
Fourth Revised Page 151
Third Revised Page 152
Third Revised Page 153
Third Revised Page 154
Third Revised Page 155
Third Revised Page 156
Third Revised Page 157
Third Revised Page 158
Third Revised Page 159
Third Revised Page 160
Third Revised Page 161
Third Revised Page 162
Fourth Revised Page 164
Fifth Revised Page 165
Original Page 165.1
Third Revised Page 166
Third Revised Page 167
Third Revised Page 168
Second Revised Page 170.1
Original Page 170.2
Sixth Revised Page 171
Sixth Revised Page 172
Second Revised Page 174
Second Revised Page 175
Third Revised Page 176
Fourth Revised Page 177
Fourth Revised Page 178
Third Revised Page 179
Third Revised Page 180
Fourth Revised Page 181
Third Revised Page 182
Third Revised Page 183
Fourth Revised Page 184
Fourth Revised Page 185
Third Revised Page 186
Fourth Revised Page 187
Fourth Revised Page 188
Fifth Revised Page 189
Second Revised Page 190
Second Revised Page 191
Fourth Revised Page 192
Fifth Revised Page 193
Second Revised Page 194
Sixth Revised Page 195

Tariff (Cont'd)

Fourth Revised Page 196
Second Revised Page 197
Third Revised Page 198
Fifth Revised Page 199
Fourth Revised Page 200
Fourth Revised Page 201
Fifth Revised Page 202
Third Revised Page 202.1
Fourth Revised Page 202.2
Third Revised Page 202.3
Third Revised Page 202.4
Fourth Revised Page 202.5
Third Revised Page 202.6
Seventh Revised Page 202.7
Third Revised Page 202.8
Original Page 202.9
Original Page 202.10
Original Page 202.11
Original Page 202.12
Original Page 202.13
Original Page 202.14
Original Page 202.15
Original Page 202.16
Original Page 202.17
Original Page 202.18
Original Page 202.19
Original Page 202.20
Original Page 202.21
Fifth Revised Page 205
Original Page 228.1
Original Page 228.2
Original Page 228.3
Original Page 228.4
Original Page 228.5
Original Page 228.6
Original Page 228.7
Original Page 228.8
Original Page 228.9
Third Revised Page 231
Fourth Revised Page 232
Third Revised Page 233
Third Revised Page 234
Second Revised Page 235
Third Revised Page 236
Third Revised Page 237
Original Page 237.1
Fourth Revised Page 238
Fifth Revised Page 241
Original Page 241.2

The following tariff pages are being revised:

Tariff (Cont'd)

Original Page 241.3
Fifth Revised Page 242.1
Fourth Revised Page 244
Second Revised Page 248
Third Revised Page 250
Second Revised Page 256.2
Third Revised Page 257
Third Revised Page 258
Fifth Revised Page 259
Third Revised Page 260
Fourth Revised Page 261
Fifth Revised Page 262
Original Page 262.1
Original Page 262.2
Original Page 262.3
Original Page 262.4
Third Revised Page 263
Original Page 263.1
Original Page 263.2
Original Page 263.3
Original Page 263.4
Original Page 263.5
Original Page 263.6
Original Page 263.7
Original Page 263.8
Original Page 263.9
Original Page 263.10
Original Page 263.11
Original Page 263.12
Original Page 263.13
Fourth Revised Page 264
Fourth Revised Page 265
Fourth Revised Page 266
Original Page 266.1
Original Page 266.2
Original Page 266.3
Original Page 266.4
Original Page 266.5
Original Page 266.6
Original Page 266.7
Original Page 266.8
Original Page 266.9
Original Page 266.10
Original Page 266.11
Original Page 266.12
Original Page 266.13
Original Page 266.14
Original Page 266.15
Original Page 266.16

Tariff (Cont'd)

Original Page 266.17
Fifth Revised Page 267
Fifth Revised Page 329
Original Page 329.1
Original Page 329.2
Fourth Revised Page 371
Fourth Revised Page 372
Second Revised Page 521
Third Revised Page 523
Original Page 523.1
Third Revised Page 524
Fourth Revised Page 525
Second Revised Page 528
Second Revised Page 529

ACCESS SERVICE
TABLE OF CONTENTS

	<u>Page No.</u>
Concurring Carriers	17
Connecting Carriers	17
Other Participating Carriers	17
Explanation of Symbols	18
Explanation of Abbreviations	18
Reference to Other Tariffs	19
1. <u>APPLICATION OF TARIFF</u>	20
2. <u>GENERAL REGULATIONS</u>	21
2.1 <u>Undertaking of the Telephone Company</u>	21
2.1.1 Scope	21
2.1.2 Limitations	21
2.1.3 Liability	23
2.1.4 Provision of Services	26
2.1.5 Installation and Termination of Services	26
2.1.6 Maintenance of Services	26
2.1.7 Changes and Substitutions	27
2.1.8 Refusal and Discontinuance of Services	28
2.1.9 Limitation of Use of Metallic Facilities	29
2.1.10 Notification of Service-Affecting Act.	30
2.1.11 Coordination with Respect to Network Contingencies	30
2.1.12 Provision and Ownership of Telephone Numbers	30
2.1.13 Representation	30
2.2 <u>Use</u>	30
2.2.1 Reserved For Future Use	30
2.2.2 Interference or Impairment	31
2.2.3 Unlawful Use	31

(N)

ISSUED:
May 1, 2012

Gary L. Kepley
Director - Regulatory Operations
5454 W. 110th Street
Overland Park, Kansas 66211

EFFECTIVE:
July 1, 2012

ACCESS SERVICE

TABLE OF CONTENTS (Cont'd)

	<u>Page No.</u>	
2.		<u>GENERAL REGULATIONS (Cont'd)</u>
2.3	32	<u>Obligations of the Customer</u>
2.3.1	32	Damages
2.3.2	32	Ownership of Facilities and Theft
2.3.3	32	Equipment Space and Power
2.3.4	33	Reserved For Future Use
2.3.5	33	Reserved For Future Use
2.3.6	33	Availability for Testing
2.3.7	33	Balance
2.3.8	34	Design of Customer Services
2.3.9	34	References to the Telephone Company
2.3.10	34	Reserved For Future Use
2.3.11	34	Claims and Demands for Damages
2.3.12	36	Sectionalization – Trouble Reporting
2.3.13	36	Coordination with Respect to Network Contingencies
2.3.14	36	Jurisdictional Report Requirements
2.3.15	43	Determination of Intrastate Charges for Mixed Intrastate and Interstate Switched Access Service
2.3.16	45	Determination of Intrastate Charges for Mixed Intrastate and Interstate Toll Free Code (TFC) Access Service
2.3.17	47.1	Identification and Rating of VoIP-PSTN Traffic
2.3.18	47.6	Certification of Special Access Lines as Interstate
2.4	47	<u>Payment Arrangements and Credit Allowances</u>
2.4.1	47	Payment of Rates, Charges and Deposits
2.4.2	54	Minimum Period
2.4.3	55	Cancellation of an Order for Service
2.4.4	56	Credit Allowance for Service Interruptions
2.4.5	62	Reserved For Future Use
2.4.6	63	Reestablishment of Service Following Fire, Flood or Other Occurrence
2.4.7	63	Title or Ownership Rights
2.4.8	64	Ordering, Rating and Billing of Access Services Where More Than One Exchange Telephone Company or Rate Schedule is Involved
2.4.9	72.1	Service Performance Provisioning Guarantee

ISSUED:
May 1, 2012

Gary Kepley
Director - Regulatory Operations
5454 W. 110th Street
Overland Park, Kansas 66211

EFFECTIVE:
July 1, 2012

ACCESS SERVICE

TABLE OF CONTENTS (Cont'd)

	<u>Page No.</u>
2. <u>GENERAL REGULATIONS</u> (Cont'd)	
2.5 <u>Connections</u>	73
2.5.1 General	73
2.6 <u>Definitions</u>	73
Access Code	73
Access Minutes	73
Access Tandem	74
Account	74
Aggregator	74
Alternate Billing Service	74
Answer/Disconnect Supervision	74
Answer Message	74
Attenuation Distortion	74
Balance (100 Type) Test Line	74.1
Billed Number Screening (BNS)	74.1
Bit	74.1
Business Day	74.1
Call	75
Carrier or Common Carrier	75
Carrier Access Code	75
Carrier Identification Code	75
Carrier Identification Parameter (CIP)	75
CCS	75
Central Office	76
Central Office Prefix	76
Centralized Automatic Reporting on Trunks Testing	76
Channel(s)	76
Channel Service Unit	76
Channelize	76
Clear Channel Capability	76
C-Message Noise	77
C-Notched Noise	77
Coin Station	77
Common Line	77
Common Trunk Port	77
Communications System	77
Customer(s)	77
Data Transmission (107 Type) Test Line	78
Decibel	78

(N)

ISSUED:
May 1, 2012

Gary L. Kepley
Director - Regulatory Operations
5454 W. 110th Street
Overland Park, Kansas 66211

EFFECTIVE:
July 1, 2012

ACCESS SERVICE

TABLE OF CONTENTS (Cont'd)

	<u>Page No.</u>	
2. <u>GENERAL REGULATIONS</u> (Cont'd)		
2.6 <u>Definitions</u> (Cont'd)		
Decibel Reference Noise C-Message Weighting	78	
Decibel Reference Noise C-Message Reference to 0	78	
Dedicated Trunk Port	78	(N)
Detail Billing	78	
Direct Trunked Transport	78	(N)
Directory Assistance (Intrastate)	79	(T)
Directory Assistance Location (Intrastate)	79	
Dual Tone Multifrequency Address Signaling	79	
Echo Control	79	
Echo Path Loss	79	
Echo Return Loss	79	
Effective 2-Wire	79	
Effective 4-Wire	80	
End Office Switch	80	
End User	80	
Entry Switch	80	
Envelope Delay Distortion	81	
Equal Access End User Restriction	81	
Equal Level Echo Path Loss	81	
Exchange	81	
Expected Measured Loss	81	
Field Identifier	81	
First-Come, First-Served	82	
First Point of Switching	82	
Frequency Shift	82	
Grandfathered	82	
Host Office	82	
Hub	82	(N)
ICB	83	(T)
Immediately Available Funds	83	(T)
Impedance Balance	83	
Impulse Noise	83	
Individual Case Basis	83	
Inserted Connection Loss	83	
Interexchange Carrier (IC) or Interexchange Common Carrier	83	
Intermodulation Distortion	84	(T)

ACCESS SERVICE

TABLE OF CONTENTS (Cont'd)

	<u>Page No.</u>	
2. <u>GENERAL REGULATIONS</u> (Cont'd)		
2.6 <u>Definitions</u> (Cont'd)		
Intrastate Communications	84	
Jointly Provided WATS	84	
Kilobits (Kbps)	84	(N)
Line Information Data Base	84	
Line Side Connection	84	
Local Access and Transport Area (LATA)	84	
Local Calling Area	85	
Local Exchange Carrier	85	
Local Tandem Switch	85	
Loop Around Test Line	85	
Loss Deviation	85	
Major Fraction Thereof	85	
Message	85	
Milliwatt (102 Type) Test Line	86	
Minutes of Use (MOU)	86	(N)
Network Control Signaling	86	
Network Data Report	86	
Non-Jointly Provided WATS Service	87	
North American Numbering Plan	87	
Off-Hook	87	
On-Hook	87	
Open Circuit Test Line	87	
Optical Carrier Level (n)(OCn)	87	(N)
Optical Carrier Level n Concatenated (OCnC)	88	(N)
Optical Carrier Rate (OC#)	88	(N)
Originating Direction	88	
Pay Telephone	88	
Phase Jitter	88	
Point of Termination	88	
Premises	89	(T)
Primary Toll Carrier	89	
Query	89	
Registered Equipment	89	
Remote Switching Modules and/or Remote Switching Systems	89	(T)
Responsible Organization	89	
Return Loss	89	
Secondary Carrier	89.1	(T)
Service Control Point (SCP)	89.1	(T)
Service Switching Point (SSP)	89.1	
Seven Digit Manual Test Line	89.1	
Short Circuit Test Line	89.1	
Signal-To-C-Notched Noise Ratio	89.1	
Signal Transfer Point (STP)	89.1	(T)

ACCESS SERVICE

TABLE OF CONTENTS (Cont'd)

	<u>Page No.</u>	
2.		<u>GENERAL REGULATIONS (Cont'd)</u>
2.6		<u>Definitions (Cont'd)</u>
	90	Singing Return Loss
	90	Special Order
	90	Subtending End Office of an Access Tandem
	90	Synchronous Test Line
	90	Tandem Switched Transport
	90	Terminating Direction
	90.1	Toll Free Code (TFC) Access Service
	90.1	Toll Free Code (TFC) Service Management System
	90.1	Toll Free Code (TFC) Service Provider
	91	Transmission Measuring (105 Type) Test Line/Responder
	91	Transmission Path
	91	Trunk
	91	Trunk Group
	91	Trunk Side Connection
	91	Two-Wire to Four-Wire Conversion
	92	Uniform Service Order Code
	92	V&H Coordinates Method
	92	WATS Serving Office
	92	Wire Center
3.		<u>CARRIER COMMON LINE ACCESS SERVICE</u>
3.1	93	<u>General Description</u>
3.2	94	<u>Limitations</u>
3.3	95	<u>Undertaking of the Telephone Company</u>
3.4	96	<u>Obligations of the Customer</u>
3.5	98	<u>Payment Arrangements</u>
3.6	100	<u>Payment of Coin Sent-Paid Monies</u>
3.7	102	<u>Rate Regulations</u>
3.8	107	<u>Rates and Charges</u>
4.	108	<u>Reserved for Future Use</u>

ISSUED:
May 1, 2012

Gary L. Kepley
Director - Regulatory Operations
5454 W. 110th Street
Overland Park, Kansas 66211

EFFECTIVE:
July 1, 2012

ACCESS SERVICE

TABLE OF CONTENTS (Cont'd)

	<u>Page No.</u>	
5.		<u>ORDERING OPTIONS FOR SWITCHED AND SPECIAL ACCESS SERVICE (Cont'd)</u>
5.5	133	<u>Switched Access Service Minimum Capacity Requirements</u>
5.6	135	<u>Access Order Standard Intervals</u>
6.	143	<u>SWITCHED ACCESS SERVICE</u>
6.1	143	<u>General</u>
6.1.1	144	Feature Group Arrangements Manner of Provision
6.1.2	147.1	WATS Access Line Service
6.1.3	148	Rate Categories
6.1.4	170.2	Special Facilities Routing (T)
6.1.5	171	Design Layout Report
6.1.6	171	Acceptance Testing
6.1.7	171	Ordering Options and Conditions
6.2	171	<u>Provision and Description of Switched Access Service Arrangements</u> (T)
6.2.1	173	Feature Group A (FGA)
6.2.2	179	Feature Group B (FGB)
6.2.3	185	Feature Group C (FGC)
6.2.4	191	Feature Group D (FGD)
6.2.5	197	Miscellaneous Switched Access Services
6.2.5A	197	WATS Access Line Service
6.2.5B	200	Toll Free Code (TFC) Access Service
6.2.5C	202.2	Interim 500 Access Service
6.2.5D	202.6	900 Access Service
6.2.6	202.8	Reserved for Future Use (N)
6.2.7	202.8	Reserved for Future Use
6.2.8	202.9	OptiPoint Services (N)
6.3	203	<u>Local Switching Optional Features (where equipment is available)</u>

ISSUED:
May 1, 2012

Gary L. Kepley
Director - Regulatory Operations
5454 W. 110th Street
Overland Park, Kansas 66211

EFFECTIVE:
July 1, 2012

ACCESS SERVICE

TABLE OF CONTENTS (Cont'd)

	<u>Page No.</u>	
6.		<u>SWITCHED ACCESS SERVICE (Cont'd)</u>
6.4		<u>Transmission Specifications</u> 217
6.4.1		Standard Transmission Performance 217
6.4.2		Data Transmission Parameters 225
6.4.3		Interface Groups 228.1 (N)
6.5		<u>Obligations of the Telephone Company</u> 229
6.5.1		Network Management 230
6.5.2		Design and Traffic Routing of Switched Access Service 231
6.5.3		Provision of Service Performance Data 231
6.5.4		Trunk Group Measurement Reports 232
6.5.5		Determination of Number of Transmission Paths 232
6.5.6		Reserved For Future Use 233
6.5.7		Design Blocking Probability 233
6.6		<u>Obligations of the Customer</u> 236
6.6.1		Report Requirements 236
6.6.2		Supervisory Signaling 237
6.6.3		Trunk Group Measurement Reports 237
6.6.4		Design of Switched Access Services 237
6.7		<u>Rate Regulations</u> 237
6.7.1		Description and Application of Rates and Charges 237
6.7.2		Minimum Periods 243
6.7.3		Reserved For Future Use 243

ISSUED:
May 1, 2012

Gary L. Kepley
Director - Regulatory Operations
5454 W. 110th Street
Overland Park, Kansas 66211

EFFECTIVE:
July 1, 2012

ACCESS SERVICE

TABLE OF CONTENTS (Cont'd)

	<u>Page No.</u>	
6.	<u>SWITCHED ACCESS SERVICE (Cont'd)</u>	
6.7	<u>Rate Regulations (Cont'd)</u>	
6.7.4	Minimum Monthly Charge	244
6.7.5	Reserved For Future Use	244
6.7.6	Change of Feature Group Type	247
6.7.7	Moves	249
6.7.8	Measuring Access Minutes	250
6.7.9	Accumulation of Number of Transmission Paths	256.2 (N)
6.7.10	Network Blocking Charge for Feature Group D	257 (T)
6.7.11	Application of Rates for Extension Service	258
6.7.12	Message Unit Credit	258
6.7.13	Local Information Delivery Services	258
6.7.14	Mileage Measurement	259
6.7.15	Shared Use	262.1 (T)
6.7.16	Toll Free Code, Interim 500 and 900 NXX in Multi-State LATA	262.2 (C)
6.7.17	Facility Hubs	262.2 (N)
6.7.18	Switched Access Zone Density Plan	262.3 (N)
6.8	<u>Rates and Charges</u>	263
6.8.1	Optical Service Charge	263 (C)
6.8.2	Switched Transport	263.1 (C)
6.8.3	Local Switching	267.2 (T)
6.8.4	Toll Free Code (TFC) Access Service	268
6.8.5	900 Access Service	268
6.8.6	Reserved For Future Use	268
6.8.7	Interim 500 Access Service	268.1
7.	<u>SPECIAL ACCESS SERVICE</u>	280
7.1	<u>General</u>	280
7.1.1	Channel Types	280
7.1.2	Rate Categories	283
7.1.3	Service Configurations	287
7.1.4	Alternate Use	292
7.1.5	Special Facilities Routing	292
7.1.6	Design Layout Report	293
7.1.7	Acceptance Testing	293
7.1.8	Ordering Options and Conditions	294

ISSUED:
May 1, 2012

Gary L. Kepley
Director - Regulatory Operations
5454 W. 110th Street
Overland Park, Kansas 66211

EFFECTIVE:
July 1, 2012

ACCESS SERVICE

TABLE OF CONTENTS (Cont'd)

	<u>Page No.</u>	
7.		<u>SPECIAL ACCESS SERVICE (Cont'd)</u>
7.2	294	<u>Service Descriptions</u>
7.2.1	296	Reserved For Future Use
7.2.2	298	Reserved For Future Use
7.2.3	299	Voice Grade
7.2.4		Reserved For Future Use
7.2.5		Reserved For Future Use
7.2.6	316	Reserved For Future Use
7.2.7	316	Reserved For Future Use
7.2.8	317	Digital Data
7.2.9	319	High Capacity
7.2.10	324	Clear Channel Capability
7.2.11	327	WATS Access Line (WAL) Service
7.2.12	329	Special Access Service Utilized for Connection with Switched Access Service
7.2.13	329.2	Reserved For Future Use
7.3	330	<u>Channel Interface and Network Channel Codes</u>
7.3.1	330	Glossary of Channel Interface Codes and Options
7.3.2	335	Impedance
7.3.3	336	Digital Hierarchy Channel Interface Codes (4DS)
7.3.4	336	Service Designator/Network Channel Code Conversion Table
7.3.5	339	Compatible Channel Interfaces
7.4	359	<u>Rate Regulations</u>
7.4.1	359	Type of Rates and Charges
7.4.2	362	Surcharge for Special Access Service
7.4.3	366	Reserved for Future Use
7.4.4	366	Minimum Periods
7.4.5	367	Moves
7.4.6	367	Mileage Measurement
7.4.7	368	Facility Hubs
7.4.8	371	Shared Use Digital High Capacity Services
7.4.9	372	Reserved for Future Use
7.4.10	372	Reserved for Future Use
7.4.11	372.1	Special Access Term Discount Plan

ACCESS SERVICE

EXPLANATION OF SYMBOLS

- (C) - To signify changed regulation
- (D) - To signify deletion, discontinued rate or regulation (C)
- (I) - To signify increase
- (M) - To signify matter relocated without change
- (N) - To signify new rate or regulation
- (R) - To signify reduction
- (S) - To signify reissued matter
- (T) - To signify a change in text but no change in rate or regulation
- (Z) - To signify a correction

EXPLANATION OF ABBREVIATIONS

- ac - Alternating Current
- AML - Actual Measured Loss
- ANI - Automatic Number Identification
- AT&T - American Telephone and Telegraph Company
- AUL - Annual Underutilization Liability
- BD - Business Day
- CNCC - Customer Network Control Center
- COCTX - Central Office Centrex
- Cont'd - Continued
- CSACC - Customer Service Administration Control Center
- Ctx - Centrex
- DA - Digital Data Access
- db - decibel
- dBrnCO - Decibel Reference Noise C-Message Weighted O
- dc - direct current
- EML - Expected Measured Loss
- ESS - Electronic Switching System
- ESSX - Electronic Switching System Exchange
- f - frequency
- F.C.C. - Federal Communications Commission
- FX - Foreign Exchange
- HC - High Capacity
- Hz - Hertz
- IXC - Intrastate Customer
- ICB - Individual Case Basis
- ILP - Initial Liability Period
- kbps - kilobits per second
- kHz - kilohertz
- LATA - Local Access and Transport Area
- LDMTS - Long Distance Message Telecommunications Service(s)
- Ma - milliamperes
- Mbps - Megabits per second
- MHz - Megahertz

ISSUED:
May 1, 2012

Gary L. Kepley
Director – Regulatory Operations
5454 W. 110th Street
Overland Park, Kansas 66211

EFFECTIVE:
July 1, 2012

ACCESS SERVICE

2. General Regulations

2.1 Undertaking of the Telephone Company

2.1.1 Scope

- (A) The Telephone Company will provide services under this tariff only to Customers in connection with their use and/or provision of intrastate communications service. (C)
(C)
- (B) The Telephone Company does not undertake to transmit messages under this tariff.
- (C) The Telephone Company shall be responsible only for the installation, operation and maintenance of the services it provides.
- (D) The Telephone Company will, for maintenance purposes, test its services only to the extent necessary to detect and/or clear troubles.
- (E) Services are provided 24 hours daily, seven days per week, except as set forth in other applicable sections of this tariff.
- (F) The Telephone Company does not warrant that its facilities and services meet standards other than those set forth in this tariff.

2.1.2 Limitations

- (A) The customer may not assign or transfer the use of services provided under this tariff; however, where there is no interruption of use or relocation of the services, such assignment or transfer may be made to:
 - (1) another customer, whether an individual, partnership, association or corporation, provided the assignee or transferee assumes all outstanding indebtedness for such services, and the unexpired portion of the minimum period and the termination liability applicable to such services, if any; or (M)
(M)

(M) This material previously appeared on Page 22.

ISSUED:
May 1, 2012

Gary L. Kepley
Director – Regulatory Operations
5454 W. 110th Street
Overland Park, Kansas 66211

EFFECTIVE:
July 1, 2012

ACCESS SERVICE

2. General Regulations (Cont'd)

2.1 Undertaking of the Telephone Company (Cont'd)

2.1.2 Limitations (Cont'd)

(A) (Cont'd)

(M)

(M)

- (2) a court-appointed receiver, trustee or other person acting pursuant to law in bankruptcy, receivership, reorganization, insolvency, liquidation or other similar proceedings, provided the assignee or transferee assumes the unexpired portion of the minimum period and the termination liability applicable to such services, if any.

In all cases of assignment or transfer, the written acknowledgment of the Telephone Company is required prior to such assignment or transfer which acknowledgement shall be made within 15 days from the receipt of notification. All regulations and conditions contained in this tariff shall apply to such assignee or transferee.

The assignment or transfer of services does not relieve or discharge the assignor or transferor from remaining jointly or severally liable with the assignee or transferee for any obligations existing at the time of the assignment or transfer.

- (B) The installation, use, and restoration of services shall be in accordance with the Federal Communications Commission's Rules and shall be subject to the regulations set forth following in Section 13.2.2, Telecommunications Service Priority (TSP) System.

(C)

(M) Material omitted from this page now appears on Page 21.

ISSUED:
May 1, 2012

Gary L. Kepley
Director – Regulatory Operations
5454 W. 110th Street
Overland Park, Kansas 66211

EFFECTIVE:
July 1, 2012

ACCESS SERVICE

2. General Regulations (Cont'd)

2.1 Undertaking of the Telephone Company (Cont'd)

2.1.8 Refusal and Discontinuance of Service

(A) If a customer fails to comply with the provisions set forth in this tariff, including any payments to be made by it on the dates and times herein specified, the Telephone Company may, on thirty (30) days written notice by Certified U.S. Mail to the person designated by that customer to receive such notice of noncompliance, refuse additional applications for service and/or refuse to complete any pending orders for service by the noncomplying customer at any time thereafter.

If the Telephone Company does not refuse additional applications for service on the date specified in the thirty (30) days notice, and the customer's noncompliance continues, nothing contained herein shall preclude the Telephone Company's right to refuse additional applications for service to the noncomplying customer without further notice.

(B) If a customer fails to comply with the provisions set forth in this tariff, including any payments to be made by it on the dates and times herein specified, the Telephone Company may, on thirty (30) days written notice by Certified U.S. Mail to the person designated by that customer to receive such notices of noncompliance, discontinue the provision of the services to the noncomplying customer at any time thereafter. In the case of such discontinuance, all applicable charges, including termination charges, shall become due. If the Telephone Company does not discontinue the provision of the services involved on the date specified in the thirty (30) days notice, and the customer's noncompliance continues, nothing contained herein shall preclude the Telephone Company's right to discontinue the provision of the services to the noncomplying customer without further notice.

(C) The Telephone Company will maintain records sufficient to validate the date upon which a bill or deposit request was sent to the customer. Action specified in (A) or (B) preceding will not be taken with regard to the subject bill or subject deposit request if the customer cures the noncompliance prior to the expiration of the thirty (30) days notice period.

(M)

(M)

(N)

(N)

(M) This material previously appeared on Page 29.

ISSUED:
May 1, 2012

Gary L. Kepley
Director – Regulatory Operations
5454 W. 110th Street
Overland Park, Kansas 66211

EFFECTIVE:
July 1, 2012

ACCESS SERVICE

2. General Regulations (Cont'd)

2.1 Undertaking of the Telephone Company (Cont'd)

2.1.8 Refusal and Discontinuance of Service (Cont'd)

(D) When access service is provided by more than one Telephone Company, the Companies involved in providing the joint service may individually or collectively deny service to a customer for nonpayment. Where the Telephone Company(s) affected by the nonpayment is incapable of effecting discontinuance of service without the cooperation of the other joint providers of Switched Access Service, such other Telephone Company(s) will, if technically feasible, assist in denying the joint service to the customer. Service denial for such joint service will only include calls originating or terminating within, or transiting, the operating territory of the Telephone Company(s) initiating the service denial for nonpayment. When more than one of the joint providers must deny service to effectuate service discontinuance for nonpayment, and where a conflict exists in the applicable tariff provisions, the regulations of the end office Telephone Company shall apply for joint service discontinuance.

(E) If notice is given by overnight delivery under (A) or (B) preceding, it shall be performed by a reputable overnight delivery service such as, or comparable to, the U.S. Postal Service Express Mail, United Parcel Service, or Federal Express.

(F) The provisions set forth in (A) or (B) preceding shall not apply to charges that a customer does not pay based on the submission of a good faith dispute pursuant to Section 2.4.1(B)(3)(c) following.

2.1.9 Limitation of Use of Metallic Facilities

Signals applied to a metallic facility shall conform to the limitations set forth in Technical Reference Publication PUB AS No. 1.

(M)

(M)

(N)

(N)

(M) Material omitted from this page now appears on Page 28.

ISSUED:
May 1, 2012

Gary L. Kepley
Director – Regulatory Operations
5454 W. 110th Street
Overland Park, Kansas 66211

EFFECTIVE:
July 1, 2012

ACCESS SERVICE

2. General Regulations (Cont'd)

2.1 Undertaking of the Telephone Company (Cont'd)

2.1.10 Notification of Service-Affecting Activities

The Telephone Company will provide the customer reason-able notification of service-affecting activities that may occur in normal operation of its business. Such activities may include, but are not limited to, equipment or facilities additions, removals or rearrangements, routine preventative maintenance and major switching machine change-out. Generally, such activities are not individual customer service specific, they affect many customer services. No specific advance notification period is applicable to all service activities. The Telephone Company will work cooperatively with the customer to determine reasonable notification requirements.

2.1.11 Coordination with Respect to Network Contingencies

The Telephone Company intends to work cooperatively with the customer to develop network contingency plans in order to maintain maximum network capability following natural or man-made disasters which affect telecommunications services.

2.1.12 Provision and Ownership of Telephone Numbers

The Telephone Company reserves the reasonable right to assign, designate or change telephone numbers, any other call number designations associated with Access Services, or the Telephone Company serving central office prefixes associated with such numbers, when necessary in the conduct of its business. Should it become necessary to make a change in such number(s), the Telephone Company will furnish to the customer 6 months notice, by certified U.S. Mail, of the effective date and an explanation of the reason(s) for such change(s).

2.1.13 Representation

The Telephone Company does not represent that its facilities will meet standards other than those set forth in Sections 6, 7, 8 and 12 of this tariff.

(N)
|
(N)

2.2 Use

2.2.1 Reserved For Future Use

ACCESS SERVICE

2. General Regulations (Cont'd)

2.3 Obligations of the Customer (Cont'd)

2.3.12 Sectionalization - Trouble Reporting

The customer will be responsible for reporting troubles, sectionalized to Telephone Company facilities and/or equipment. When troubles cannot be clearly sectionalized to the Telephone Company facilities and/or equipment, the Telephone Company will test cooperatively or independently to assist in trouble sectionalization. Additional charges, as set forth in Section 13, are applicable for cooperative or independent testing performed by the Telephone Company.

(N)

(N)

2.3.13 Coordination with Respect to Network Contingencies

The customer shall, in cooperation with the Telephone Company, coordinate in planning the actions to be taken to maintain maximum network capability following natural or man-made disasters which affect telecommunications services.

2.3.14 Jurisdictional Report Requirements

(A) Percent Interstate Usage (PIU)

- (1) Pursuant to Federal Communications Commission order F.C.C. 85-145 adopted April 16, 1985, interstate usage is to be developed as though every call that enters a customer network from a calling location within the same state as that in which the called station (as designated by the called station number) is situated is an intrastate communication and every call for which the point of entry is in a state other than that where the called station (as designated by the called station number) is situated is an interstate communication. The manner in which a call is routed through the telecommunications network does not affect the jurisdiction of the call, i.e., a call between two points within the same state is an intrastate communication even if the call is routed through another state.
- (2) The projected interstate percentages will be used by the Telephone Company to apportion the usage between interstate and intrastate until a revised report is received as set forth in (B)(7) following.

(M)

(M)

(M) Material omitted from this page now appears on Page 36.1.

ISSUED:
May 1, 2012

Gary L. Kepley
Director – Regulatory Operations
5454 W. 110th Street
Overland Park, Kansas 66211

EFFECTIVE:
July 1, 2012

ACCESS SERVICE

2. General Regulations (Cont'd)

2.3 Obligations of the Customer (Cont'd)

2.3.14 Jurisdictional Report Requirements

(B) Jurisdictional Reports

When the Telephone Company receives sufficient call detail to permit it to determine the jurisdiction of originating and terminating access minutes of use, the Telephone Company will bill using a PIU factor developed from these actual minutes of use and will not use the customer provided PIU factors provided as set forth in (1) through (8) following.

The Telephone Company developed PIU for access minutes of use will be determined at a statewide level. When the access minutes are measured, the interstate percentage will be developed on a quarterly basis by dividing the measured interstate originating or terminating access minutes (the access minutes where the calling number is in one state and the called number is in another state) by the total measured originating or terminating access minutes.

(M)

(M)

(M) This material previously appeared on Page 36.

ISSUED:
May 1, 2012

Gary L. Kepley
Director – Regulatory Operations
5454 W. 110th Street
Overland Park, Kansas 66211

EFFECTIVE:
July 1, 2012

ACCESS SERVICE

2. General Regulations (Cont'd)

2.3 Obligations of the Customer (Cont'd)

2.3.14 Jurisdictional Report Requirements (Cont'd)

(B) Jurisdictional Reports (Cont'd)

(9) Entrance Facility and Direct-Trunked Transport

Entrance Facility and Direct-Trunked Transport will be made available on July 1, 2012 in conformance with the restructure of Local Transport. In order to provide these new services on July 1, 2012, customers of Switched Access services must provide new PIU factors that reflect all Switched Access services using these restructured facilities.

- (a) When an Entrance Facility is provided for both interstate and intrastate Switched Access, the customer must provide a Switched Access Entrance Facility PIU factor on a serving wire center or study area level. The Entrance Facility PIU must account for all Switched Access originating and terminating usage carried over the Entrance Facility.
- (b) When Direct-Trunked Transport is provided for both interstate and intrastate Switched Access, the customer must provide a Switched Access Direct-Trunked Transport PIU factor on a study area level. The Direct-Trunked Transport PIU must account for all Switched Access originating and terminating usage carried over the Direct-Trunked Transport facilities.
- (c) If the customer does not provide a Switched Access PIU factor for an Entrance Facility or Direct-Trunked Transport as set forth in (a) and (b) above, the Telephone Company will develop a PIU for the Entrance Facility and Direct-Trunked Transport using the most current representative period.

The Entrance Facility and Direct-Trunked Transport PIU Report must be provided to the Telephone Company upon ordering service, and thereafter, on a quarterly basis. Provisions for updating the interstate and intrastate jurisdictional report as specified in Section 2.3.14(B)(7) preceding will also apply for the Entrance Facility and Direct-Trunked Transport PIU Report.

The verification provisions specified in Section 2.3.14(C) following will also apply for the Entrance Facility and Direct-Trunked Transport PIU Report.

(N)

(N)

ISSUED:
May 1, 2012

Gary L. Kepley
Director – Regulatory Operations
5454 W. 110th Street
Overland Park, Kansas 66211

EFFECTIVE:
July 1, 2012

ACCESS SERVICE

2. General Regulations (Cont'd)

(N)

2.3 Obligations of the Customer (Cont'd)

2.3.18 Certification of Special Access Lines as Interstate

(A) Interstate Classification Requirement

Pursuant to Federal Communications Commission Order FCC 89-224, adopted June 29, 1989 and released July 20, 1989, special access lines are to be classified as interstate when the lines carry more than a de minimis amount of interstate traffic. Interstate traffic is deemed de minimis when the interstate traffic amounts to ten percent (10%) or less of the total traffic on a special access line.

(B) Certification Requirement

When a customer orders a special access line, the customer shall certify, in its order, that the special access line carries interstate traffic and the interstate traffic is more than ten percent (10%) of the total traffic carried on the special access line.

The Telephone Company will provide written notification of the certification requirement to customers with existing special access lines. Existing customers must certify in writing, within 90 days of the effective date of this tariff, that the special access line carries greater than ten percent interstate traffic.

(C) Verification Information

If a billing dispute arises or a regulatory commission questions the interstate certification for the special access line, the Telephone Company will ask the customer to provide the general information on system design and functionality it uses to determine that the special access line's interstate traffic is more than ten percent (10%) of the total traffic carried on the special access line. If the customer has usage information which it uses to verify the interstate traffic, the customer shall supply such information when requested by the Telephone Company. The customer shall supply the data within 30 days of the Telephone Company request.

(D) Nonrecurring Charges and Penalties

Customers of Mixed Use Special Access Service will not incur a nonrecurring charge in accordance with Section 7.4.1 (C)(3) of this tariff, nor any penalty for changes made to jurisdictional use of the line.

(N)

ACCESS SERVICE

2. General Regulations (Cont'd)

2.4 Payment Arrangements and Credit Allowances (Cont'd)

2.4.1 Payment of Rates, Charges and Deposits (Cont'd)

(A) (Cont'd)

Such a deposit may be refunded or credited to the account when the customer has established credit or, in any event, after the customer has established a one-year prompt payment record at any time prior to the termination of the provision of the service to the customer. In case of a cash deposit, for the period the deposit is held by the Telephone Company, the customer will receive interest at the same percentage rate as that set forth in (B)(3)(b)(I) or in (B)(3)(b)(II), whichever is lower. The rate will be compounded daily for the number of days from the date the customer deposit is received by the Telephone Company to and including the date such deposit is credited to the customer's account or the date the deposit is refunded by the Telephone Company. Should a deposit be credited to the customer's account, as indicated above, no interest will accrue on the deposit from the date such deposit is credited to the customer's account.

(B) The Telephone Company shall bill on a current basis all charges incurred by and credits due to the customer under this tariff attributable to services, including, but not limited to, Maintenance of Service as set forth in 13.3.1 following, established or discontinued during the preceding billing period. In addition, the Telephone Company shall bill in advance charges for all services to be provided during the ensuing billing period (e.g., Special Access and Switched Access Entrance Facility, Direct-Trunked Transport and Multiplexing) except for charges associated with service usage (e.g., Tandem-Switched Transport and Local Switching) and for Federal Government which will be billed in arrears. The bill day (i.e., the billing date of a bill for a customer for Access Service under this tariff), the period of service each bill covers and the payment date will be as follows:

(C)
|
(C)

ISSUED:
May 1, 2012

Gary Kepley
Director - Regulatory Operations
5454 W. 110th Street
Overland Park, Kansas 66211

EFFECTIVE:
July 1, 2012

ACCESS SERVICE

2. General Regulations (Cont'd)

2.4 Payment Arrangements and Credit Allowances (Cont'd)

2.4.4 Credit Allowance for Service Interruptions (Cont'd)

(A) General

A service is interrupted when it becomes unusable to the customer because of a failure of a facility component used to furnish service under this tariff or in the event that the protective controls applied by the Telephone Company result in the complete loss of service by the customer as set forth in 6.5.1 following. An interruption period starts when an inoperative service is reported to the Telephone Company, and ends when the service is operative.

(B) When A Credit Allowance Applies

In case of an interruption to any service, allowance for the period of interruption, if not due to the negligence of the customer, shall be as follows:

- (1) For the following services, no credit shall be allowed for an interruption of less than thirty (30) minutes:

(C)

Special Access Services
Switched Access Voice Grade Entrance Facility
Switched Access Voice Grade Direct-Trunked Transport

The customer shall be credited for an interruption of thirty minutes or more at the rate of 1/1,440 of the monthly charges for the facility or service for each period of thirty minutes or major fraction thereof that the interruption continues.

(C)

The monthly charges used to determine the credit shall be as follows:

- (a) For two-point services, the monthly charge shall be the total of all the monthly rate element charges associated with the service (i.e., service termination(s), channel mileage, optional features and functions, and, when applicable, surcharge for Special Access Service).

(C)

(C)

ISSUED:
May 1, 2012

Gary Kepley
Director - Regulatory Operations
5454 W. 110th Street
Overland Park, Kansas 66211

EFFECTIVE:
July 1, 2012

ACCESS SERVICE

2. General Regulations (Cont'd)

2.4 Payment Arrangements and Credit Allowances (Cont'd)

2.4.4 Credit Allowance for Service Interruptions (Cont'd)

(B) When A Credit Allowance Applies (Cont'd)

(1) (Cont'd)

(b) For multipoint services, the monthly charge shall be the total of all the monthly rate element charges associated with that portion of the service that is inoperative between the Hub and a customer premises (i.e., Service Termination(s), Channel Mileage, optional features and functions, and, when applicable, surcharge for Special Access Service).

(C)
|
(C)

(c) For multiplexed services, the monthly charge shall be the total of all the monthly rate element charges associated with that portion of the service that is inoperative. When the facility which is multiplexed or the multiplexer itself is inoperative, the monthly charge shall be the total of all the monthly rate element charges associated with the service (i.e., channel termination, channel mileages and optional features and functions including the multiplexer on the facility to the Hub and the channel terminations, channel mileages and optional features and functions on the individual services from the Hub). When the service which rides a channel of the multiplexed facility is inoperative, the monthly charge shall be the total of all the monthly rate element charges associated with that portion of the service from the Hub to a customer premises (i.e., channel termination, channel mileage and optional features and functions.)

ISSUED:
May 1, 2012

Gary Kepley
Director - Regulatory Operations
5454 W. 110th Street
Overland Park, Kansas 66211

EFFECTIVE:
July 1, 2012

ACCESS SERVICE

2. General Regulations (Cont'd)

2.4 Payment Arrangements and Credit Allowances (Cont'd)

2.4.4 Credit Allowance for Service Interruptions (Cont'd)

(B) When A Credit Allowance Applies (Cont'd)

(2) Reserved for Future Use

(C)

(D)

(D)

ISSUED:
May 1, 2012

Gary Kepley
Director - Regulatory Operations
5454 W. 110th Street
Overland Park, Kansas 66211

EFFECTIVE:
July 1, 2012

ACCESS SERVICE

2. General Regulations (Cont'd)

2.4 Payment Arrangements and Credit Allowances (Cont'd)

2.4.4 Credit Allowance for Service Interruptions (Cont'd)

(B) When A Credit Allowance Applies (Cont'd)

(2) (Cont'd)

- (e) For multipoint services, the credit for the monthly or daily charges includes the charges for the distribution amplifier only when the distribution amplifier is inoperative.
- (f) When two or more interruptions occur during a period of 5 consecutive minutes, such multiple interruptions shall be considered as one interruption.
- (3) For Switched Access Service (excluding Entrance Facilities and Direct-Trunked Transport) and Directory Assistance Service, no credit shall be allowed for an interruption of less than 24 hours. The customer shall be credited for an interruption of 24 hours or more at the rate of 1/30 of (a) the applicable monthly rates or (b) the assumed minutes of use charge for each period of 24 hours or major fraction thereof that the interruption continues. (C)
(C)
- (4) The credit allowance(s) for an interruption or for a series of interruptions shall not exceed the applicable monthly rate or assumed minutes of use charge for the service interrupted in any one monthly billing period. (C)
(C)
- (5) For certain Special Access services (Digital Data, DA1-4 and High Capacity, HC1 Services), any period during which the error performance is below that specified for the service will be considered as an interruption.

ACCESS SERVICE

2. General Regulations (Cont'd)

2.4 Payment Arrangements and Credit Allowances (Cont'd)

2.4.4 Credit Allowance for Service Interruptions (Cont'd)

(C) When a Credit Allowance Does Not Apply (Cont'd)

- (5) Interruptions of a service which continue because of the failure of the customer to authorize replacement of any element of special construction, as set forth in Section 14, Special Construction, of this tariff. The period for which no credit allowance is made begins on the seventh day after the customer receives the Telephone Company's written notification of the need for such replacement and ends on the day after receipt by the Telephone Company of the customer's written authorization for such replacement.
- (6) Periods when the customer elects not to release the service for testing and/or repair and continues to use it on an impaired basis.
- (7) Periods of temporary discontinuance as set forth in 2.2.2 (B) preceding.
- (8) Periods of interruption as set forth in 13.3.1 following.
- (9) An interruption or a group of interruptions, resulting from a common cause, for amounts less than one dollar.
- (10) During a declared national emergency, where priority installation of National Security Emergency Preparedness (NSEP) telecommunications services shall take precedence.
- (11) During natural disasters, work stoppages, civil disturbances, criminal actions; or by fire, flooding or other occurrences attributed to an Act of God, or other causes beyond the Telephone Company's reasonable control. (C)
(C)
- (12) If a planned or scheduled outage for maintenance, upgrades and enhancements take place.
- (13) Interruptions of a service due to the failure of facilities or equipment provided by connecting carriers. (N)
(N)

ACCESS SERVICE

2. General Regulations (Cont'd)

2.4 Payment Arrangements and Credit Allowances (Cont'd)

2.4.8 Ordering, Rating and Billing of Access Services Where More Than One Exchange Telephone Company or Rate Schedule is Involved (Cont'd)

(B) (6) (Cont'd)

different rate schedules, the Telephone Company will accept the order in the state where the first point of switching is located. When a WATS Access Line Service is ordered and a channel mileage element applies and both ends or one end and an interconnection point of the channel mileage element are in the same Telephone Company and same exchange but in different states which have different rate schedules, the Telephone Company will accept the order in the state where the WATS Serving Office is located. The Telephone Company will provide the service ordered and will bill the portion of the service in each state in accordance with the rate schedule for that state. An inter-connection point will be determined by the Telephone Company and will be used to determine the billing for each state. The rate for the Transport element will be determined as set forth in (8) following.

(7) When a Special Access Service, including those involving a Hub, but excluding those ordered as WATS Access Line Service, is ordered by a customer where both ends of the Channel Mileage element, an end of the Channel Mileage element and an interconnection point, an end of the Channel Mileage element and a Hub or inter-connection point and a Hub are in the same Telephone Company and the same exchange but in different states which have different rate schedules, the Exchange Telephone Company will accept the order in either state except for orders involving Hubs. For orders involving Hubs, the order must be placed in the state where the Hub is located. An interconnection point will be determined by the Exchange Telephone Company and will be used to determine the billing for each state. All appropriate charges in each state rate schedule are applicable. The rate for the Channel Mileage element will be determined as set forth in (8) following.

(M)
(M)

(M) This material previously appeared on Page 70.

ISSUED:
May 1, 2012

Gary L. Kepley
Director - Regulatory Operations
5454 W. 110th Street
Overland Park, Kansas 66211

EFFECTIVE:
July 1, 2012

ACCESS SERVICE

2. General Regulations (Cont'd)

2.4 Payment Arrangements and Credit Allowances (Cont'd)

2.4.8 Ordering, Rating and Billing of Access Services Where More Than One Exchange Telephone Company or Rate Schedule is Involved (Cont'd)

(B) (Cont'd)

(M)
(M)

(8) The rate for the Switched Access Direct-Trunked Transport and Tandem-Switched Transport or Special Access Channel Mileage per mile element for services provided as set for in (1) through (7) preceding is determined as follows:

(C)

(a) Determine the appropriate Switched Transport or Channel Mileage by computing the airline mileage between the two ends of the Switched Transport or Channel Mileage element. Determine the airline mileage for the Tandem-Switched Transport per mile element using the V & H method as set forth in Section 6.7.14 following. Determine the airline mileage for the Direct-Trunk Transport and Channel Mileage per mile element using the V & H method as set forth in Section 7.4.6 following.

(C)

(b) Determine the rate for the airline mileage determined in (a) preceding using the Telephone Company's tariff. Multiply such rate by the Telephone Company's billing percentage factor and divide by 100 to obtain the Switched Transport element or Channel Mileage per mile element charges.

(C)

(9) The interconnection points will be determined by the Exchange Telephone Companies involved. The billing percentage factor for the Telephone Company for the service between the two involved offices is listed in National Exchange Carrier Association, Inc. Tariff F.C.C. No. 4.

(1) For intraLATA Local Exchange Carrier to Local Exchange Carrier traffic percentages of ownership will be determined by the V&H coordinates located in the Missouri Intrastate IntraLATA Compensation Plan Database.

(M) Material omitted from this page now appears on Page 69.

ISSUED:
May 1, 2012

Gary L. Kepley
Director - Regulatory Operations
5454 W. 110th Street
Overland Park, Kansas 66211

EFFECTIVE:
July 1, 2012

ACCESS SERVICE

2. General Regulations (Cont'd)

2.4 Payment Arrangements and Credit Allowances (Cont'd)

2.4.8 Ordering, Rating and Billing of Access Services Where More Than One Exchange Telephone Company or Rate Schedule is Involved (Cont'd)

(B) (Cont'd)

(10) Example – Switched Access (Cont'd)

(2) Airline Mileages (Using National Exchange Carrier Association Tariff Inc. Tariff F.C.C. No. 4).

- ETCA premises to ETCB premises = 22.1, rounded = 23

(3) Tandem-Switched Transmission charges for 10,220 access minutes

- Assume ETCA rate for Tandem-Switched Transmission is \$0.0001 per access minute per mile
- Assume ETCA Billing Percentage (BP) is 57
- Assume ETCB rate for Tandem-Switched Transmission is \$0.0002 per access minute per mile
- Assume ETCB Billing Percentage (BP) is 43
- Formula:

$$\text{ETCA Tandem-Switched Transmission Per Mile Charge} = \frac{\text{Access Minutes} \times \text{ETCA Rate} \times \text{ETCA Billing}}{100}$$

- Calculation of Transport Charges

$$\text{ETCA Tandem-Switched Transmission Per Mile Charge} = 10220 \times \$0.0001 \times \frac{57}{100} = \$0.583$$

$$\text{ETCB Tandem-Switched Transmission Per Mile Charge} = 10220 \times \$0.0002 \times \frac{43}{100} = \$0.879$$

ACCESS SERVICE

2. General Regulations (Cont'd)

2.6 Definitions (Cont'd)

C-Message Noise

The term "C-Message Noise" denotes the frequency weighted average noise within an idle voice channel. The frequency weighting, called C-message, is used to simulate the frequency characteristic of the 500-type telephone set and the hearing of the average subscriber.

C-Notched Noise

The term "C-Notched Noise" denotes the C-message frequency weighted noise on a voice channel with a holding tone, which is removed at the measuring end through a notch (very narrow band) filter.

Common Line

The term "Common Line" denotes a line, trunk, pay telephone line or other facility provided under the general and/or local exchange service tariffs of the Telephone Company, terminated on a central office switch. A common line-residence is a line or trunk provided under the residence regulations of the general and/or local exchange service tariffs. A common line-business is a line provided under the business regulations of the general and/or local exchange service tariffs.

Common Trunk Port

The term "Common Trunk Port" denotes the termination of shared access trunks when traffic is routed to an end office through an access tandem, host office or dial tone office.

(N)
|
(N)

Communications System

The term "Communications System" denotes channels and other facilities which are capable of communications between terminal equipment provided by other than the Telephone Company.

Customer(s)

The term "Customer(s)" denotes any individual, partnership, association, joint-stock company, trust, corporation, or governmental entity or any other entity which subscribes to the services offered under this tariff, including both Interexchange Carriers (ICs) and end users. For purposes of this tariff, Local Exchange Carriers that participate in the Primary Carrier by Toll Center Plan are included in this definition.

ACCESS SERVICE

2. General Regulations (Cont'd)

2.6 Definitions (Cont'd)

Data Transmission (107 Type) Test Line

The term "Data Transmission (107 Type) Test Line" denotes an arrangement which provides for a connection to a signal source which provides test signals for one-way testing of data and voice transmission parameters.

Decibel

The term "Decibel" denotes a unit used to express relative difference in power, usually between acoustic or electric signals, equal to ten (10) times the common logarithm of the ratio of two signal powers.

Decibel Reference Noise C-Message Weighting

The term "Decibel Reference Noise C-Message Weighting" denotes noise power measurements with C-Message weighting in decibels relative to a reference 1000 Hz tone of 90 dB below 1 milliwatt.

Decibel Reference Noise C-Message Referenced to 0

The term "Decibel Reference Noise C-Message Referenced to 0" denotes noise power in "Decibel Reference Noise C-Message Weighting" referred to or measured at a zero transmission level point.

Dedicated Trunk Port

The term "Dedicated Trunk Port" denotes the termination of Feature Group B and D access trunks to an end office when provided as a trunk side arrangement or to the access tandem at the serving wire center side of the switch.

(N)
—
(N)

Detail Billing

The term "Detail Billing" denotes the listing of each message and/or rate element for which charges to a customer are due on a bill prepared by the Telephone Company.

Direct-Trunked Transport

The term "Direct-Trunked Transport" denotes switched access transport from the serving wire center to the end office on circuits dedicated to the use of a single access customer without tandem switching, or from the serving wire center to the access tandem when the transport from the access tandem to the end office is routed on circuits used in common by multiple access customers.

(N)
—
(N)
(M)
—
(M)

(M) Material omitted from this page now appears on Page 79.

ACCESS SERVICE

2. General Regulations (Cont'd)

2.6 Definitions (Cont'd)

Directory Assistance (Intrastate)

The term "Directory Assistance" denotes the provision of telephone numbers by a Telephone Company operator when the operator location is accessed by a customer premises by sending appropriate signals, i.e. off-hook, 411, 1411, 555-1212 or (NPA) 555-1212.

(M)

(M)

Directory Assistance Location (Intrastate)

The term "Directory Assistance Location" denotes a Telephone Company office where Telephone Company equipment first receives the Directory Assistance call from a customer's premises and selects the first operator position to respond to the Directory Assistance call.

Dual Tone Multifrequency Address Signaling

The term "Dual Tone Multifrequency Address Signaling" denotes a type of signaling that is an optional feature of Switched Access Feature Group A. It may be utilized when Feature Group A is being used in the terminating direction (from the point of termination with the customer to the local exchange end office). An office arranged for Dual Tone Multi-frequency Signaling would expect to receive address signals from the customer in the form of Dual Tone Multifrequency signals.

Echo Control

The term "Echo Control" denotes the control of reflected signals in a telephone transmission path.

Echo Path Loss

The term "Echo Path Loss" denotes the measure of reflected signal at a 4-wire point of interface without regard to the send and receive Transmission Level Point.

Echo Return Loss

The term "Echo Return Loss" denotes a frequency weighted measure of return loss over the middle of the voiceband (approximately 500 to 2500 Hz), where talker echo is most annoying.

Effective 2-Wire

The term "Effective 2-Wire" denotes a condition which permits the simultaneous transmission in both directions over a channel, but it is not possible to insure independent information transmission in both directions. Effective 2-wire channels may be terminated with 2-wire or 4-wire interfaces.

(M) This material previously appeared on Page 78.

ISSUED:
May 1, 2012

Gary L. Kepley
Director - Regulatory Operations
5454 W. 110th Street
Overland Park, Kansas 66211

EFFECTIVE:
July 1, 2012

ACCESS SERVICE

2. General Regulations (Cont'd)

2.6 Definitions (Cont'd)

First-Come, First-Served

The term "First-Come, First-Served" denotes a procedure followed when the first service order received will be the first service order processed.

First Point of Switching

The term "First Point of Switching" denotes the first Telephone Company location at which switching occurs on the terminating path of a call proceeding from the customer premises to the terminating end office and, at the same time, the last Telephone Company location at which switching occurs on the originating path of a call proceeding from the originating end office to the customer premises.

Frequency Shift

The term "Frequency Shift" denotes the change in the frequency of a tone as it is transmitted over a channel.

Grandfathered

The term "Grandfathered" denotes Terminal Equipment, Multiline Terminating Systems Protective Circuitry directly connected to the facilities utilized to provide services under the provisions of this tariff, and which are considered grandfathered under Part 68 of the FCC's Rules and Regulations.

Host Office

The term "Host Office" denotes an electronic switching system which provides call processing capabilities for one or more Remote Switching Modules or Remote Switching Systems.

Hub

A Hub is a Telephone Company designated serving wire center at which bridging or multiplexing functions are performed. The bridging functions performed may be used to connect three or more Customer designated premises in a multipoint arrangement. The multiplexing functions are to channelize analog or digital facilities to individual services requiring a lower capacity or bandwidth.

(N)

(N)

(M)

(M)

(M) Material omitted from this page now appears on Page 83.

ISSUED:
May 1, 2012

Gary L. Kepley
Director - Regulatory Operations
5454 W. 110th Street
Overland Park, Kansas 66211

EFFECTIVE:
July 1, 2012

ACCESS SERVICE

2. General Regulations (Cont'd)

2.6 Definitions (Cont'd)

ICB

See Individual Case Basis

Immediately Available Funds

The term "Immediately Available Funds" denotes a corporate or personal check drawn on a bank account and funds which are available for use by the receiving party on the same day on which they are received and includes U.S. Federal Reserve bank wire transfers, U.S. Federal Reserve notes (paper cash), U.S. coins, U.S. Postal Money Orders and New York Certificates of Deposit.

Impedance Balance

The term "Impedance Balance" denotes the method of expressing Echo Return Loss and Singing Return Loss at a 4-wire interface whereby the gains and/or loss of the 4 wire portion of the transmission path, including the hybrid, are not included in the specification.

Impulse Noise

The term "Impulse Noise" denotes any momentary occurrence of the noise on a channel over a specified level threshold. It is evaluated by counting the number of occurrences which exceed the threshold.

Individual Case Basis

The term "Individual Case Basis" denotes a condition in which the regulations, if applicable, rates and charges for an offering under the provisions of this tariff are developed based on the circumstances in each case.

Inserted Connection Loss

The term "Inserted Connection Loss" denotes the 1004 Hz power difference (in dBs) between the maximum power available at the originating end and the actual power reaching the terminating end through the inserted connection.

Interexchange Carrier (IC) or Interexchange Common Carrier

The terms "Interexchange Carrier" (IC) or "Interexchange Common Carrier" denotes any individual, partnership, association, joint-stock company, trust, governmental entity or corporation engaged for hire in intrastate communication by wire or radio, between two or more exchanges, whether on their own facilities or by reselling the facilities or service of others.

(M)

(M)

(M1)

(M1)

(M) This material previously appeared on Page 82.

(M1) Material omitted from this page now appears on Page 84.

ISSUED:
May 1, 2012

Gary L. Kepley
Director - Regulatory Operations
5454 W. 110th Street
Overland Park, Kansas 66211

EFFECTIVE:
July 1, 2012

ACCESS SERVICE

2. General Regulations (Cont'd)

2.6 Definitions (Cont'd)

Intermodulation Distortion

The term "Intermodulation Distortion" denotes a measure of the non-linearity of a channel. It is measured using four tones, and evaluating the ratios (in dBs) of the transmitted composite four-tone signal power to the second-order products of the tones (R2), and the third-order products of the tones (R3).

(M)
|
(M)

Intrastate Communications

The term "Intrastate Communications" denotes any communications within a state subject to oversight by a state regulatory commission as provided by the laws of the state involved.

Jointly Provided WATS Service

Jointly provided WATS Service is an arrangement between the Telephone Company and as interexchange customer (IC). This arrangement provides end user billing of intraLATA WATS/TFC usage at the intraLATA WATS/TFC rates filed by or concurred in by the Telephone Company.

Kilobits Per Second (Kbps)

One thousand bits per second.

(N)
|
(N)

Line Information Data Base

The Line Information Data Base (LIDB) is a data base containing billing validation data to support Alternate Billing Services.

Line Side Connection

The term "Line Side Connection" denotes a connection of a transmission path to the line side of a local exchange switching system.

Local Access and Transport Area (LATA)

The term "Local Access and Transport Area" denotes a geographic area established for the provision and administration of communications service. It encompasses one or more designated exchanges, which are grouped to serve common social, economic and other purposes. For the purposes of this tariff Geographical Market Area (GMA) and LATA are intended to be interchangeable.

(M) This material previously appeared on Page 83.

ISSUED:
May 1, 2012

Gary L. Kepley
Director - Regulatory Operations
5454 W. 110th Street
Overland Park, Kansas 66211

EFFECTIVE:
July 1, 2012

ACCESS SERVICE

2. General Regulations (Cont'd)

2.6 Definitions (Cont'd)

Milliwatt (102 Type) Test Line

The term "Milliwatt (102 Type) Test Line" denotes an arrangement in an end office which provides a 1004 Hz tone at 0 dBm0 for one-way transmission measurements towards the customer's premises from the Telephone Company end office.

Minutes of Use

See Access Minutes

Network Control Signaling

The term "Network Control Signaling" denotes the transmission of signals used in the telecommunications system which perform functions such as supervision (control, status, and charge signals), address signaling (e.g., dialing), calling and called number identifications, rate of flow, service selection error control and audible tone signals (call progress signals indicating reorder or busy conditions, alerting, coin denominations, coin collect and coin return tones) to control the operation of the telecommunications system.

Network Data Report

Interexchange customers (ICs) providing TFC service jointly with the Telephone Company must provide to the Telephone Company a TFC Network Data Report. This report shall reflect all TFC telephone numbers that may originate and terminate in the same state within Telephone Company territory. Each TFC telephone number provided in the TFC Network Data Report will reflect a ten digits POTS telephone number (for calls completing on joint provided WATS Access Line Service) to which the TFC Access Service traffic will complete. This report shall also reflect any time or day sensitive routing information which the Telephone company requires to accurately bill and an indicator of the type of termination that will be used in the completion of the TFC call, i.e., common line, WATS Access Line, or other. The IC is required to provide this report before initial TFC Access Service is established. The IC is required to provide an updated TFC Network Data Report on a weekly basis unless the Telephone Company and the IC agree that the ICs TFC service activity requires provision of the report on either a more frequent or less frequent basis.

(N)
|
(N)

ISSUED:
May 1, 2012

Gary L. Kepley
Director - Regulatory Operations
5454 W. 110th Street
Overland Park, Kansas 66211

EFFECTIVE:
July 1, 2012

ACCESS SERVICE

2. General Regulations (Cont'd)

2.6 Definitions (Cont'd)

Non-Jointly Provided WATS Service

At the option of the interexchange customer (IC) providing interLATA service to the end user, the IC may choose to not jointly provide WATS Service with the Telephone Company. If the WATS Service is not jointly provided, the Telephone Company will bill long distance message rates for intraLATA calls originated on interLATA-only WATS Access Lines.

Nonsynchronous Test Line

The term "Nonsynchronous Test Line" denotes an arrangement in step-by-step end offices which provides operational tests which are not as complete as those provided by the synchronous test lines, but can be made more rapidly.

North American Numbering Plan

The term "North American Numbering Plan" denotes a three-digit area (Numbering Plan Area) code and a seven-digit telephone number made up of a three-digit Central Office code plus a four-digit station number.

Off-hook

The term "Off-hook" denotes the active condition of Switched Access or a Telephone Exchange Service line.

On-hook

The term "On-hook" denotes the idle condition of Switched Access or a Telephone Exchange Service line.

Open Circuit Test Line

The term "Open Circuit Test Line" denotes an arrangement in an end office which provides an ac open circuit termination of a trunk or line by means of an inductor of several Henries.

Optical Carrier Level (n) (OC n)

The term "Optical Carrier Level (n)" denotes the physical line connection (aka facility) between two locations that uses optical signaling equipment for transmitting information over fiber optics. A level of bit rate speed transmission is indicated by "n". OC1 optical transmissions are at 51.84 Mbps; OC3 at 155.52 Mbps; OC12 at 622.08 Mbps; and OC48 at 2488.32 Mbps.

(N)
—
(N)

ISSUED:
May 1, 2012

Gary L. Kepley
Director - Regulatory Operations
5454 W. 110th Street
Overland Park, Kansas 66211

EFFECTIVE:
July 1, 2012

ACCESS SERVICE

2. General Regulations (Cont'd)

2.6 Definitions (Cont'd)

Optical Carrier Level n Concatenated (OCnc)

(N)

The term "Optical Carrier Level n Concatenated" denotes the physical line or clear channel connection (aka facility) between two locations that is capable, using optical signaling equipment, of replacing multiple payload groupings into one larger payload grouping, resulting in a single communications channel.

Optical Carrier Rate (OC#)

(N)

The term "Optical Carrier Rate" denotes a SONET transmission signal/speed, line rate or service. The rate is in multiples of an OC1, which is equivalent to a Synchronous Transport Signal (STS1), 51.84 Mbps, SONET's basic rate. OC# rate bandwidth capacity is 155.52 Mbps for OC3, 622.08 Mbps for OC12, and 2488.32 Mbps for OC48.

Originating Direction

The term "Originating Direction" denotes the use of Access Service for the origination of calls from an end user premises to a customer premises.

Overlap Outpulsing

(N)

The feature of the exchange access signaling system which permits initiation of pulsing to the customer's premises before the calling subscriber has completed dialing an originating call.

(N)

Pay Telephone

The term "Pay Telephone" denotes coin or coinless instruments and related facilities that are available to the general public for public convenience and necessity.

Phase Jitter

The term "Phase Jitter" denotes the unwanted phase variations of a signal.

Point of Termination

The term "Point of Termination" denotes a point of demarcation within a customer-designated premises at which the Telephone Company's responsibility for the provision of Access Service ends.

(M)

(M)

(M) Material omitted from this page now appears on Page 89.

ISSUED:
May 1, 2012

Gary L. Kepley
Director - Regulatory Operations
5454 W. 110th Street
Overland Park, Kansas 66211

EFFECTIVE:
July 1, 2012

ACCESS SERVICE

2. General Regulations (Cont'd)

2.6 Definitions (Cont'd)

Premises

The term "Premises" denotes a building, or a portion of a building in a multitenant building, or buildings on continuous property (except Railroad Right-of-Way, etc.), not separated by a public highway.

Primary Toll Carrier

The following telephone companies are the Primary Toll Carriers, (all of which are Local Exchange Carriers) for intraLATA service under the Missouri Primary Carrier by Toll Center Plan filed with and as subsequently modified by the Commission: Fidelity, Contel, GTE North, Southwestern Bell and United Telephone.

Query

A query is a request for specific information generated by a computer processor and sent to a data base, with a predefined set of responses expected.

Registered Equipment

The term "Registered Equipment" denotes the customer's premises equipment which complies with and has been approved within the Registration Provisions of Part 68 of the FCC's Rules and Regulations.

Remote Switching Modules and/or Remote Switching Systems

The term "Remote Switching Modules and/or Remote Switching Systems" denotes small, remotely controlled electronic end office switches which obtain their call processing capability from an ESS-type Host Office. The Remote Switching Modules and/or Remote Switching Systems cannot accommodate direct trunks to a customer.

Responsible Organization

The term "Responsible Organization" denotes that entity which is responsible for the management and administration of a TFC service record in the TFC Service Management System.

Return Loss

The term "Return Loss" denotes a measure of the similarity between the two impedances at the junction of two transmission paths. The higher the return loss, the higher the similarity.

(M)

(M)

(M1)
|
(M1)

(M) This material previously appeared on Page 88.

(M1) Material omitted from this page now appears on Page 89.1.

ISSUED:
May 1, 2012

Gary L. Kepley
Director - Regulatory Operations
5454 W. 110th Street
Overland Park, Kansas 66211

EFFECTIVE:
July 1, 2012

ACCESS SERVICE

2. General Regulations (Cont'd)

2.6 Definitions (Cont'd)

Secondary Carrier

Secondary Carrier (SC): A Local Exchange Carrier that does not function as a toll carrier, is compensated for those services provided to Primary Toll Carriers, does not establish toll rates or retain toll revenues and bill end users for intraLATA toll calls at the rates the respective PTC sets.

Service Control Point

A Service Control Point (SCP) is a transaction processor based system that provides a network interface to various data base services.

Service Switching Point

An end office or tandem switch equipped with the signaling link hardware and software that can perform the Signal Point functions. In addition, SSPs can identify the need for application software in processing a Common Channel Signaling/ Signaling System 7 call and request and respond to call processing instructions issued by a Service Control Point.

Seven Digit Manual Test Line

The term "Seven Digit Manual Test Line" denotes an arrangement which allows the customer to select balance, milliwatt and synchronous test lines by manually dialing a seven digit number over the associated access connection.

Short Circuit Test Line

The term "Short Circuit Test Line" denotes an arrangement in an end office which provides for an ac short circuit termination of a trunk or line by means of a capacitor of at least four microfarads.

Signal-to-C-Notched Noise Ratio

The term "Signal-to-C-Notched Noise Ratio" denotes the ratio in dB of a test signal to the corresponding C-Notched Noise.

Signal Transfer Point (STP)

The term "Signal Transfer Point" denotes a packet switch which provides CCS network access and performs CCS message routing and screening.

(M)

(M)

(M1)

(M1)

(M) This material previously appeared on Page 89.

(M1) This material previously appeared on Page 90.

ISSUED:
May 1, 2012

Gary L. Kepley
Director - Regulatory Operations
5454 W. 110th Street
Overland Park, Kansas 66211

EFFECTIVE:
July 1, 2012

ACCESS SERVICE

2. General Regulations (Cont'd)

2.6 Definitions (Cont'd)

Singing Return Loss

The term "Singing Return Loss" denotes the frequency weighted measure of return loss at the edges of the voiceband (200 to 500 Hz and 2500 to 3200 Hz), where singing (instability) problems are most likely to occur.

Special Order

The term "Special Order" denotes an order for a Billing and Collection Service or an order for a Directory Assistance Service.

Subtending End Office of an Access Tandem

The term "Subtending End Office of an Access Tandem" denotes an end office that has final trunk group routing through that tandem.

Synchronous Test Line

The term "Synchronous Test Line" denotes an arrangement in an end office which performs marginal operational tests of supervisory and ring-tripping functions.

Tandem-Switched Transport

The term "Tandem-Switched Transport" denotes switched access transport from the access tandem to an end office subtending that tandem. Tandem-switched transport consists of circuits used in common by multiple access customers from the tandem to the end office.

Terminating Direction

The term "Terminating Direction" denotes the use of Access Service for the completion of calls from a customer premises to an end user premises.

(M)

(M)

(N)

(N)

(M1)

(M1)

(M) Material omitted from this page now appears on Page 89.1.

(M1) Material omitted from this page now appears on Page 90.1.

ISSUED:
May 1, 2012

Gary L. Kepley
Director - Regulatory Operations
5454 W. 110th Street
Overland Park, Kansas 66211

EFFECTIVE:
July 1, 2012

ACCESS SERVICE

2. General Regulations (Cont'd)

2.6 Definitions (Cont'd)

Toll Free Code (TFC)

The term "Toll Free Code" denotes a three-digit Numbering Plan Area (NPA) or Area Code that is specifically assigned by the Telecommunications industry for use by Telecommunications Service Providers in the provision of telephone numbers that, unlike traditional telephone numbers and calls, when dialed are toll free to the originating caller. The specific codes assigned and used, or reserved for use, for this purpose are 800, 822, 833, 844, 855, 866, 877, and 888.

Toll Free Code (TFC) Service Management System

The term "Toll Free Code Service Management System" (TFC SMS) denotes the main operations support system used to create and update TFC service records in the national TFC data base

Toll Free Code (TFC) Service Provider

The term "Toll Free Code Service Provider" denotes a telecommunications company, including local exchange carriers and inter-exchange carriers, or a reseller of exchange or interexchange services that offers TFC service to end users.

(M)

(M)

(M) This material previously appeared on Page 90.

ISSUED:
May 1, 2012

Gary L. Kepley
Director - Regulatory Operations
5454 W. 110th Street
Overland Park, Kansas 66211

EFFECTIVE:
July 1, 2012

ACCESS SERVICE

3. Carrier Common Line Access Service (Cont'd)

3.7 Rate Regulations (Cont'd)

(F) (Cont'd)

(5) If the required documentation is not received by the Telephone Company, as described in 3.4.F. preceding, for any subsequent month, no adjustment or credit will be made until the required documentation is delivered to the Telephone company by the customer.

(G) When the customer reports interstate and intrastate use of Switched Access Service, the intrastate Switched Access Service access minutes will be billed interLATA or intraLATA Carrier Common Line Charges based on the date reported by the customer as set forth in 2.3.14 (A) and 2.3.15. The appropriate intrastate Switched Access Service access minutes will, after adjustment as set forth in 3.7.F preceding, when necessary, be used to determine the Carrier Common Line Charges.

3.8 Rates and Charges

The rate for interLATA Carrier Common Line Access is:

	Rate Per Access Minute
- Terminating	\$0.006790 (R)
- Originating	\$0.029494

The rate for intraLATA Carrier Common Line Access is:

	Rate Per Access Minute
- Terminating	\$0.006790 (R)
- Originating	\$0.029494

ISSUED:
May 1, 2012

Gary L. Kepley
Director – Regulatory Systems
5454 W. 110th Street
Overland Park, Kansas 66211

EFFECTIVE:
July 1, 2012

ACCESS SERVICE

5. Ordering Options for Switched and Special Access Service

5.1 General

This section sets forth the regulations and order related charges for Access Orders for Switched and Special Access Services. These charges are in addition to other applicable charges as set forth in other sections of this tariff.

An Access Order is an order to provide the customer with Switched Access Service or Special Access Service or to provide changes to existing services.

5.1.1 Ordering Conditions

A customer may order any number of services of the same type and between the same premises on a single Access Order. All details for services for a particular order must be identical except for those for multipoint service.

The customer shall provide all information necessary for the Telephone Company to provide and bill for the requested service. In addition to the order information required in 5.2 following, the customer must also provide:

- Customer name and premises address(es).
- Billing name and address (when different from customer name and address).
- Customer's contact name(s) and telephone number(s) for the following provisioning activities: order negotiation, order confirmation, interactive design, installation and billing.

Orders for Feature Group A Switched Access Service shall be in lines.

Orders for Feature Groups B, C and D Switched Access Service must specify the number of trunks required. In addition, the order must indicate whether the Switched Transport ordered is for Entrance Facilities, Direct-Trunked Transport and/or Tandem-Switched Transport. For Direct-Trunked Transport, the order must specify the facility Hubs involved, channel type, channel interface, and any options desired.

(C)
|
(C)

ACCESS SERVICE

5. Ordering Options for Switched and Special Access Service (Cont'd)5.1 General (Cont'd)5.1.2 Provision of Other Services (Cont'd)

(C) (Cont'd)

of Telephone Company facilities is required, the order will be withdrawn and no charges will apply. Once a firm order has been established, the total charge to the customer for the Additional Engineering may not exceed the estimated amount by more than 10%.

The regulations, rates and charges for Additional Engineering are as set forth in 13.1 following and are in addition to the regulations, rates and charges specified in this section.

5.1.3 Special Construction

The regulations, rates and charges for special construction are set forth in Section 14. following, and are in addition to the regulations, rates and charges specified in this section.

5.2 Access Order

An Access Order is used by the Telephone Company to provide a customer Access Service as follows:

- Switched Access Services as set forth in 6. following,
- Special Access Services as set forth in 7. following, and
- Other Services as set forth in 5.1.2 preceding.

When placing an order for Access Service, the customer shall provide, at a minimum, the following information:

- For Feature Group A Switched Access Service, the customer shall specify the number of lines and the first point of switching (i.e., dial tone office), the directionality of the service and the Switched Transport and Local Switching options desired. In addition, the customer shall also specify which lines are to be arranged in multiline hunt group arrangements and which lines are to be provided as single lines. (C)

ISSUED:
May 1, 2012

Gary L. Kepley
Director - Regulatory Operations
5454 W. 110th Street
Overland Park, Kansas 66211

EFFECTIVE:
July 1, 2012

ACCESS SERVICE

5. Ordering Options for Switched and Special Access Service (Cont'd)

5.2 Access Order (Cont'd)

- The customer shall also specify that the Feature Group A is to be provided with an extension to a different exchange, if applicable. When such an extension is specified on the order, the customer must also specify the customer's premises in the different exchange with the Switched Access Feature Group A, at which the FGA extension is to be terminated.
- When FGA is ordered in a multi-Telephone Company provided Extended Area Service area or FGB is ordered in a multi-Telephone Company access tandem arrangement, the customer must provide a copy of the order to all Secondary Exchange Carriers. Each Exchange Carrier will bill as set forth in 2.4.8 preceding.
- For Feature Group B Switched Access Service, the customer shall specify the number of trunks and the end office when direct routing to the end office is desired or the access tandem switch when routing is desired via an access tandem switch and Local Transport options and Local Switching options desired. When ordering FGB trunks to an access tandem, the customer must also provide the Telephone Company an estimate of the amount of traffic it will generate to and/or from each end office subtending the access tandem to assist the Telephone Company in its own efforts to project further facility requirements. In addition, the customer shall also specify for terminating only access minutes whether the trunks are to be arranged in trunk group arrangements or provided as single trunks. The traffic type must also be specified using the same categories as described in 6.1.1(E) following, to enable efficient provisioning and billing functions.
- For Feature Group C and D Switched Access Service, the customer shall specify the number of trunks and the end office when direct routing to the end office is desired or the access tandem switch when routing is desired via an access tandem switch and the Switch Transport and Local Switching options desired. When ordering FGC or FGD trunks to an access tandem, the customer must also provide the Telephone Company an estimate of the amount of traffic by type it will generate to and/or from each end office subtending the access tandem to assist the Telephone Company in its own efforts to project further facility requirements. The basic traffic type must also be specified using the same categories as described in 6.1.1(E) following, to enable efficient provisioning and billing functions.
- When a customer orders FGD, the customer is responsible to assure that sufficient access facilities have been ordered to handle its traffic.

(N)
|
(N)

ISSUED:
May 1, 2012

Gary L. Kepley
Director - Regulatory Operations
5454 W. 110th Street
Overland Park, Kansas 66211

EFFECTIVE:
July 1, 2012

ACCESS SERVICE

5. Ordering Options for Switched and Special Access Service (Cont'd)

5.2 Access Order (Cont'd)

- the same categories as described in 6.1.1(E) following, to enable efficient provisioning and billing functions. When a customer orders FGD, the customer is responsible to assure that sufficient access facilities have been ordered to handle its traffic.
- For all Special Access Services, the customer must specify the customer designated premises or Hubs involved, the type of service (e.g., Voice Grade, High Capacity, etc.), the channel interface, technical specification package and options desired. For multipoint services, the channel interface at each premises may, at the request of the customer, be different but all such interfaces shall be compatible.

(C)

ISSUED:
May 1, 2012

Gary L. Kepley
Director - Regulatory Operations
5454 W. 110th Street
Overland Park, Kansas 66211

EFFECTIVE:
July 1, 2012

ACCESS SERVICE

6. Switched Access Service (Cont'd)

6.1 General (Cont'd)

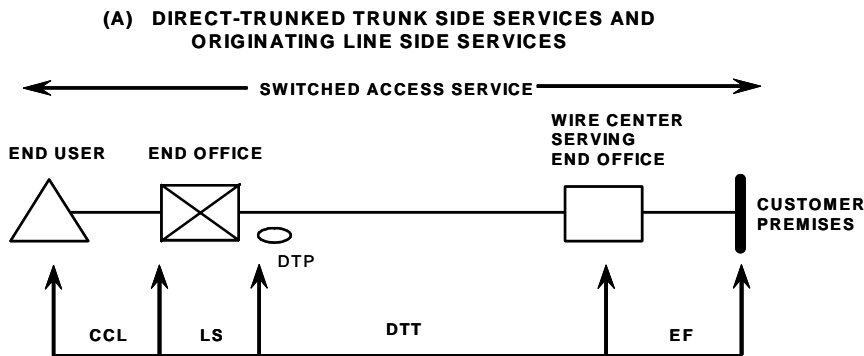
6.1.3 Rate Categories

There are three rate categories which apply to Switched Access Service:

- Switched Transport (described in 6.1.3(B) following) (C)
- Local Switching (described in 6.1.3(C) following)
- Common Line (described in Section 3, and 4, preceding)

In addition to these three rate categories, there are also charges which apply only to Interim 500, TFC and 900 Access Service. The description and application of TFC Access Service charges are set forth in 6.1.3(D). The description and application of 900 Access Service charges are set forth in 6.1.3(E), 6.7.1(C)(4), and 6.7.16 following. The description and application of Interim 500 Access Service charges are set forth in 6.1.3(F), 6.7.1(C)(5), and 6.7.16 following.

The following diagrams depict generic views of the components of Switched Access Service and the manner in which the components are combined to provide a complete access service. (C)



Note:
An exception to mileage measurement for originating line side services is set forth in 6.7.12 (Determining Switched Transport Mileage and Charges)

- CCL: CARRIER COMMON LINE**
- LS: LOCAL SWITCHING**
- DTT: DIRECT-TRUNKED TRANSPORT**
- EF: ENTRANCE FACILITY**
- DTP: DEDICATED TRUNK PORT**

* Common line access is provided under Section 3. preceding.

ACCESS SERVICE

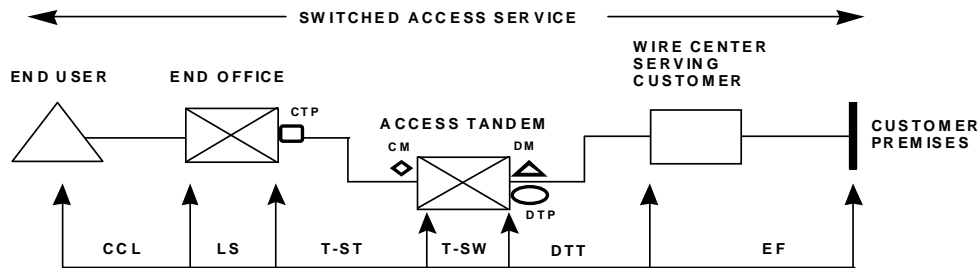
(N)

6. Switched Access Service (Cont'd)

6.1 General (Cont'd)

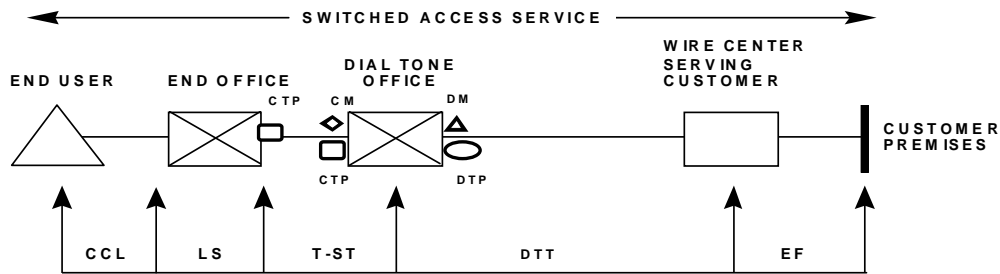
6.1.3 Rate Categories (Cont'd)

(B) TANDEM-SWITCHED TRUNK SIDE SERVICES



CCL: CARRIER COMMON LINE
 LS: LOCAL SWITCHING
 T-ST: TANDEM-SWITCHED TRANSMISSION (FIXED & PER MILE)
 T-SW: TANDEM SWITCHING
 DTT: DIRECT-TRUNKED TRANSPORT
 EF: ENTRANCE FACILITY
 CTP: COMMON TRUNK PORT
 CM: COMMON TRANSPORT MULTIPLEXING
 DTP: DEDICATED TRUNK PORT
 DM: DEDICATED MULTIPLEXING

(C) TERMINATING LINE SIDE SERVICES



CCL: CARRIER COMMON LINE
 LS: LOCAL SWITCHING
 T-ST: TANDEM-SWITCHED TRANSMISSION (FIXED & PER MILE)
 DTT: DIRECT-TRUNKED TRANSPORT
 EF: ENTRANCE FACILITY
 CTP: COMMON TRUNK PORT
 CM: COMMON TRANSPORT MULTIPLEXING
 DTP: DEDICATED TRUNK PORT
 DM: DEDICATED MULTIPLEXING

(N)

ISSUED:
May 1, 2012

Gary L. Kepley
 Director - Regulatory Operations
 5454 W. 110th Street
 Overland Park, Kansas 66211

EFFECTIVE:
July 1, 2012

ACCESS SERVICE

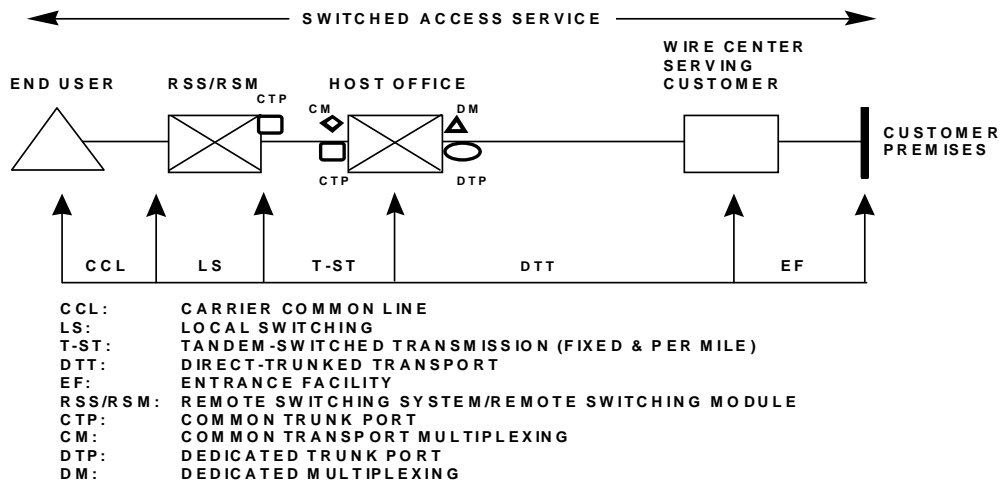
(N)

6. Switched Access Service (Cont'd)

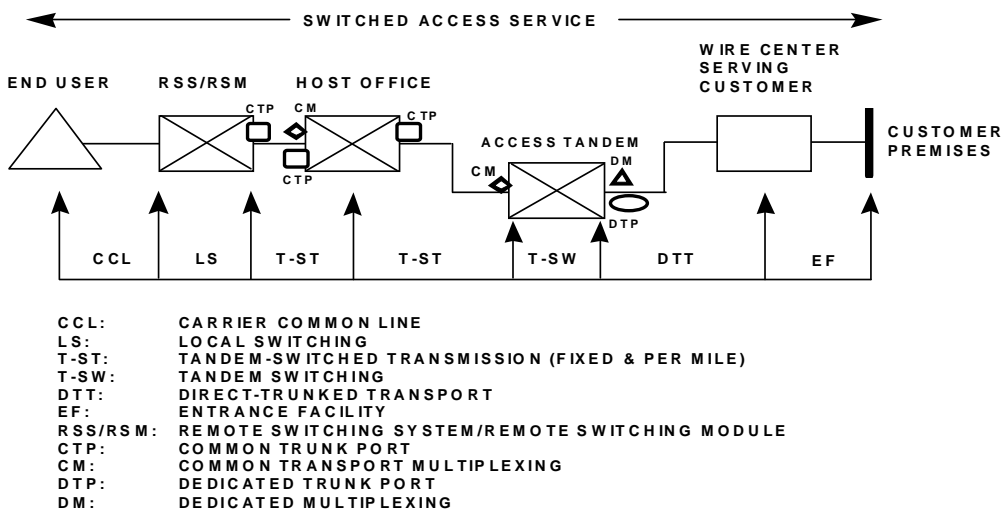
6.1 General (Cont'd)

6.1.3 Rate Categories (Cont'd)

(D) DIRECT-TRUNKED HOST/REMOTE ARRANGEMENTS



(E) TANDEM-SWITCHED HOST/REMOTE ARRANGEMENTS



(N)

ISSUED:
May 1, 2012

Gary L. Kepley
Director - Regulatory Operations
5454 W. 110th Street
Overland Park, Kansas 66211

EFFECTIVE:
July 1, 2012

ACCESS SERVICE

6. Switched Access Service (Cont'd)

6.1 General (Cont'd)

6.1.3 Rate Categories (Cont'd)

(A) Access Connections

Material formerly found in this Section now appears in Section 6.1.3(B)(2) and 6.1.3(B)(3) following.

(B) Switched Transport

The Switched Transport rate category provides the transmission facilities between the customer's premises and the end office switch(es) where the customer's traffic is switched to originate or terminate the customer's communications.

Switched Transport provides a one-way or two-way voice frequency transmission path composed of facilities determined by the Telephone Company which permit the transport of calls in the originating direction and in the terminating direction, though not simultaneously. This voice frequency transmission path may be comprised of any form or configuration of plant capable of, and typically used in, the telecommunications industry for transmitting voice and associated telephone signals within the frequency bandwidth of approximately 300 to 3000 Hz.

Switched Transport is comprised of an Entrance Facility, Direct-Trunked Transport, Tandem-Switched Transport, and various optional features and functions. Descriptions of the Switched Transport components are provided in (1) through (5) following.

Switched Transport is ordered under the Access Order provisions set forth in Section 5 preceding. Ordering provisions as set forth in 2.4.8 preceding will apply when more than one Exchange Telephone Company is involved in the provision of a Switched Transport facility.

(C)

(C)

ISSUED:
May 1, 2012

Gary L. Kepley
Director - Regulatory Operations
5454 W. 110th Street
Overland Park, Kansas 66211

EFFECTIVE:
July 1, 2012

ACCESS SERVICE

6. Switched Access Service (Cont'd)

6.1 General (Cont'd)

6.1.3 Rate Categories (Cont'd)

(B) Switched Transport (Cont'd)

(C)

(D)

(1) Entrance Facility

(D)

(C)

(N)

An Entrance Facility provides the communication path between a customer's premises and the Telephone Company's serving wire center for that premises. The Entrance Facility is dedicated to the use of a single customer and is available for use with all line side and trunk side Switched Access services. An Entrance Facility is provided even if the customer's premises and the serving wire center are located in the same building.

The Entrance Facility rate element includes the transmission medium of the facility as well as certain circuit equipment that is used at the ends of the facility and employed to provision the channels on the transmission medium. The Entrance Facility rate element also includes an Interface Group, as set forth in 6.4.3 following, which defines the technical characteristics and types of signaling capability associated with the connection (i.e., voice grade, DS1 or DS3) that comprises the Entrance Facility. The following types of Entrance Facility are available:

(a) Voice Grade Entrance Facility

Voice Grade Entrance Facility is provided in quantities of channels. Each Voice Grade channel provides voice frequency transmission capability in the nominal frequency range of 300 to 3000 hertz (Hz) and may be terminated two-wire or four-wire. When a single Voice Grade channel is ordered to be terminated at a customer's premises where the premises is all-digital and requires a minimum digital interface level of 1.544 Mbps, the Telephone Company will provide the required interface where facilities are available.

(N)

ACCESS SERVICE

6. Switched Access Service (Cont'd)

6.1 General (Cont'd)

6.1.3 Rate Categories (Cont'd)

(B) Switched Transport (Cont'd) (C)

(1) Entrance Facility (Cont'd) (N)

(a) Voice Grade Entrance Facility (Cont'd)

Technical Specifications for Voice Grade may be found in Technical Reference Publication TR-NWT-000335.

(b) DS1 Entrance Facility

DS1 Entrance Facility provides 24 channels for the transmission of nominal 56 kbps or 1.544 Mbps isochronous serial data. The actual bit rate and framing format is a function of the channel interface selected by the customer.

DS1 Entrance Facility rates may vary based on distance. The mileage used to determine the monthly rate for entrance facilities located outside a Telephone Company Central Office is the airline distance between the customer's designated premises and the Telephone Company serving wire center. The mileage measurement is determined by utilizing exchange maps and mileage tables located in designated Telephone Company offices for such purposes.

Technical specifications for DS1 may be found in Technical Reference Publication GR-342. (N)

(M)

(M) Material omitted from this page now appears on Page 228.1 and 228.2.

ISSUED:
May 1, 2012

Gary L. Kepley
Director - Regulatory Operations
5454 W. 110th Street
Overland Park, Kansas 66211

EFFECTIVE:
July 1, 2012

(M)

ACCESS SERVICE

6. Switched Access Service (Cont'd)

6.1 General (Cont'd)

6.1.3 Rate Categories (Cont'd)

(B) Switched Transport (Cont'd) (C)

(1) Entrance Facility (Cont'd) (N)

(c) DS3 Entrance Facility

DS3 Entrance Facility provides 28 DS1s or 672 channels for the transmission of nominal 44.736 Mbps isochronous serial data.

With DS3, an interface which provides an electrical signal with a transmission speed of 44.736 Mbps per channel will be installed at the customer's premises.

DS3 Entrance Facility rates may vary based on distance. The mileage used to determine the monthly rate for entrance facilities located outside a Telephone Company Central Office is the airline distance between the customer's designated premises and the Telephone Company serving wire center. The mileage measurement is determined by utilizing exchange maps and mileage tables located in designated Telephone Company offices for such purposes.

Technical specifications for DS3 services may be found in Technical Reference Publication GR-342. (N)

(M)

(M)

(M) Material omitted from this page now appears on Page 228.3.

ISSUED:
May 1, 2012

Gary L. Kepley
Director - Regulatory Operations
5454 W. 110th Street
Overland Park, Kansas 66211

EFFECTIVE:
July 1, 2012

ACCESS SERVICE

6. Switched Access Service (Cont'd)

6.1 General (Cont'd)

6.1.3 Rate Categories (Cont'd)

(B) Switched Transport (Cont'd) (C)

(1) Entrance Facility (Cont'd) (N)

(d) STS1 Entrance Facility

Synchronous Transport Signal Level 1 (STS1) channels provide for the SONET transmission of 51.84 Mbps of data. The signal consists of overhead and a Synchronous Payload Envelope (SPE). The overhead portion of the signal is used for controlling, framing and maintaining the signal. The SPE contains the customer information.

STS1 is provisioned over the Telephone Company's SONET network and may be configured as a stand alone two-point service or connected to an OC level SONET service or hubbed to an STS1/DS1 Multiplexer.

Customers ordering STS1 service must specify the interface requested (i.e., STS1 interface or DS3 interface) and how the signal is to be formatted (i.e., STS1, STS1 with VT1.5 mapping, or STS1 with DS3 mapping). An STS1 with VT1.5 mapping can be multiplexed to 28 DS1s using the STS1/DS1 Multiplexing optional feature set forth in 6.1.3(B)(4)(d) following. Virtual Tributary (VT) mapping is a SONET structure designed for the transport of sub-STs1 payloads. A DS1 is mapped into the SONET format using a VT1.5 as a packaging mechanism that is internal to the SONET signal. (N)

(M) Material omitted from this page now appears on Pages 228.3 and 228.4. (M)

ISSUED:
May 1, 2012

Gary L. Kepley
Director - Regulatory Operations
5454 W. 110th Street
Overland Park, Kansas 66211

EFFECTIVE:
July 1, 2012

ACCESS SERVICE

6. Switched Access Service (Cont'd)

6.1 General (Cont'd)

6.1.3 Rate Categories (Cont'd)

(B) Switched Transport (Cont'd)

(C)

(1) Entrance Facility (Cont'd)

(N)

(d) STS1 Entrance Facility (Cont'd)

Current SONET standards do not provide for asynchronous DS3 to DS1 multiplexing. An STS1 may be mapped for either one DS3 or 28 DS1s. However, individual DS1s within a DS3 are not accessible within the SONET architecture, and their performance cannot be guaranteed for this reason. When the customer requests that an STS1 be mapped as a DS3 multiplexed to the DS1 level, a DS3 to DS1 multiplexing arrangement will be required.

STS1 Entrance Facility rates may vary based on distance. The mileage used to determine the monthly rate for entrance facilities located outside a Telephone Company Central Office is the airline distance between the customer's designated premises and the Telephone Company serving wire center. The mileage measurement is determined by utilizing exchange maps and mileage tables located in designated Telephone Company offices for such purposes.

STS1 service is provided where SONET facilities are available with sufficient bandwidth capacity to meet the customer's request.

(N)

(M)

(M)

(M) Material omitted from this page now appears on Page 228.4

ISSUED:
May 1, 2012

Gary L. Kepley
Director - Regulatory Operations
5454 W. 110th Street
Overland Park, Kansas 66211

EFFECTIVE:
July 1, 2012

ACCESS SERVICE

6. Switched Access Service (Cont'd)

6.1 General (Cont'd)

6.1.3 Rate Categories (Cont'd)

(B) Switched Transport (Cont'd) (C)

(1) Entrance Facility (Cont'd) (N)

(e) OptiPoint Entrance Facilities

OptiPoint entrance facilities provide point-to-point high speed synchronous optical fiber-based full duplex data transmission capabilities. Detailed service description for OptiPoint service is set forth in 6.2.8 following.

(2) Direct-Trunked Transport

Direct-Trunked Transport provides the communication path between the serving wire center of a customer's premises and an end office or between the serving wire center and an access tandem when transport from the access tandem to the end office is routed on circuits used in common by multiple access customers. Direct-Trunked Transport is dedicated to the use of a single customer and does not require switching at an access tandem. Direct-Trunked Transport is available for use with all line side and trunk side Switched Access services. (N)

ACCESS SERVICE

6. Switched Access Service (Cont'd)

6.1 General (Cont'd)

6.1.3 Rate Categories (Cont'd)

(B) Switched Transport (Cont'd) (C)

(2) Direct-Trunked Transport (Cont'd) (N)

Direct-Trunked Transport is not available to end offices that lack recording and measuring capabilities needed to provide Direct-Trunked Transport. Direct-Trunked Transport is also not available for TFC Access Service when the required SSP function is located at the access tandem.

Direct-Trunked Transport provides for the transmission facilities between the Telephone Company's serving wire center and an end office when such facilities are not switched through an access tandem, or between the Telephone Company's serving wire center and the access tandem. This includes the transmission medium itself as well as certain circuit equipment that is used at the ends of the interoffice links and employed to provision the channels on the transmission medium and circuit equipment used within the network to manage the circuits at intermediate locations.

The Telephone Company applies a 50% billing percentage to the Direct-Trunked Transport termination (fixed) rate on jointly-owned circuits, and applies 100% on wholly-owned circuits. When the Direct-Trunked Transport facility is zero (i.e., collocated serving wire centers), neither the Direct-Trunked Transport facility (per mile) rate nor the Direct-Trunked Transport termination (fixed) rate will apply.

Direct-Trunked Transport also provides for the transmission facilities between the Telephone Company's serving wire center and a hub that interconnects facilities for both Tandem-Switched Transmission and Direct-Trunked Transport. (N)

(M) Material omitted from this page now appears on Page 228.5. (M)

ISSUED:
May 1, 2012

Gary L. Kepley
Director - Regulatory Operations
5454 W. 110th Street
Overland Park, Kansas 66211

EFFECTIVE:
July 1, 2012

ACCESS SERVICE

6. Switched Access Service (Cont'd)

6.1 General (Cont'd)

6.1.3 Rate Categories (Cont'd)

(B) Switched Transport (Cont'd) (C)

(3) Tandem-Switched Transport (N)

Tandem-Switched Transport provides the communication path between the access tandem and an end office that subtends that tandem, and includes tandem switching functions. Tandem-Switched Transport is available for use with all trunk side Switched Access services. Tandem-Switched Transport is not available for use with line side Switched Access services.

Tandem-Switched Transport provides for the transmission facilities between the access tandem and an end office that subtends the tandem. Tandem-Switched Transport is composed of four subelements:

- (a) Tandem-Switched Transmission, which provides for the transmission facilities from the Telephone Company's access tandem switch to an end office subtending that tandem. This includes the transmission medium itself as well as certain circuit equipment that is used at the ends of the interoffice links and employed to derive the channels on the transmission medium, and circuit equipment used within the network to manage the circuits at intermediate locations.

The Telephone Company applies a 50% billing percentage to the Tandem-Switched Transport termination (fixed) rate on jointly-owned circuits, and applies 100% on wholly-owned circuits. When the Tandem-Switched Transport Facility is zero (i.e., collocated serving wire centers), neither the Tandem-Switched Transport Facility (per mile) rate nor the Tandem-Switched Transport Termination (fixed) rate will apply.

- (b) Tandem Switching, which provides for use of the Telephone Company's access tandem. (N)

ACCESS SERVICE

6. Switched Access Service (Cont'd)

6.1 General (Cont'd)

6.1.3 Rate Categories (Cont'd)

(B) Switched Transport (Cont'd) (C)

(3) Tandem-Switched Transport (Cont'd) (N)

(c) Common Transport Multiplexing provides for the use of the multiplexing equipment at the remote, the end office, and at the access tandem. The common transport multiplexing rate element is assessed on a per minute of use basis at both the end office and tandem.

(d) Dedicated Transport Multiplexing provides for the use of multiplexing equipment at the end office and access tandem. The dedicated transport multiplexing rate element is a flat rated charge and is assessed at both the end office and tandem. Dedicated transport multiplexing is provided at the rates set forth in 6.8.2(E)(4)(b) following for DS3 to DS1 multiplexing.

(e) Tandem Trunk Port

The trunk port rate elements are defined as follows:

- Common Trunk Port

The Common Trunk Port provides for the use of shared end office trunk ports for the termination of common transport trunks for tandem or end office routed traffic.

- Dedicated Trunk Port

The Dedicated Trunk Port provides for termination of a dedicated trunk as a trunk side arrangement to an end office or provides access into the access tandem at the serving wire center side of the switch. (N)

(M) Material omitted from this page now appears on Page 228.6. (M)

ISSUED:
May 1, 2012

Gary L. Kepley
Director - Regulatory Operations
5454 W. 110th Street
Overland Park, Kansas 66211

EFFECTIVE:
July 1, 2012

ACCESS SERVICE

6. Switched Access Service (Cont'd)

6.1 General (Cont'd)

6.1.3 Rate Categories (Cont'd)

(B) Switched Transport (Cont'd) (C)

(3) Tandem-Switched Transport (Cont'd) (N)

Switched Transport is provided at the rates and charges as set forth in 6.8.2 following. The application of these rates with respect to individual Switched Access Service Arrangements is set forth in 6.7.1(D) following.

The number of Switched Transport transmission paths and terminations provided is based on the customer's order and is determined by the Telephone Company as set forth in 6.5.5 following.

(N)

(M)

(M)

(M) Material omitted from this page now appears on Page 228.6

ISSUED:
May 1, 2012

Gary L. Kepley
Director - Regulatory Operations
5454 W. 110th Street
Overland Park, Kansas 66211

EFFECTIVE:
July 1, 2012

ACCESS SERVICE

6. Switched Access Service (Cont'd)

6.1 General (Cont'd)

6.1.3 Rate Categories (Cont'd)

(B) Switched Transport (Cont'd)

(C)

(M)

(M)

(M) Material omitted from this page now appears on Page 228.7.

ISSUED:
May 1, 2012

Gary L. Kepley
Director - Regulatory Operations
5454 W. 110th Street
Overland Park, Kansas 66211

EFFECTIVE:
July 1, 2012

ACCESS SERVICE

6. Switched Access Service (Cont'd)

6.1 General (Cont'd)

6.1.3 Rate Categories (Cont'd)

(B) Switched Transport (Cont'd)

(C)

(M)

(M)

(M) Material omitted from this page now appears on Page 228.8.

ISSUED:
May 1, 2012

Gary L. Kepley
Director - Regulatory Operations
5454 W. 110th Street
Overland Park, Kansas 66211

EFFECTIVE:
July 1, 2012

ACCESS SERVICE

6. Switched Access Service (Cont'd)

6.1 General (Cont'd)

6.1.3 Rate Categories (Cont'd)

(B) Switched Transport (Cont'd)

(C)

(M)

(M)

(M) Material omitted from this page now appears on Page 228.9.

ISSUED:
May 1, 2012

Gary L. Kepley
Director - Regulatory Operations
5454 W. 110th Street
Overland Park, Kansas 66211

EFFECTIVE:
July 1, 2012

ACCESS SERVICE

6. Switched Access Service (Cont'd)

6.1 General (Cont'd)

6.1.3 Rate Categories (Cont'd)

(B) Switched Transport (Cont'd) (C)

(3) Nonchargeable Optional Features

Where transmission facilities permit, the Telephone Company will, at the option of the customer, provide the following optional features in association with the Interface Groups listed in 6.4.3 following. Only those Interface Groups referenced with each optional feature will be provided with that feature. (C)
(C)

(a) Supervisory Signaling

Where the transmission parameters permit, and where signaling conversion is required by the customer to meet its signaling capability, the customer may order an optional supervisory signaling arrangement for each transmission path provided as follows:

- For Interface Groups 1 and 2
DM Supervisory Signaling,
E&M Type I Supervisory Signaling,
E&M Type II Supervisory Signaling, or
E&M Type III Supervisory Signaling
- For Interface Group 2
SF Supervisory Signaling, or
Tandem Supervisory Signaling

ACCESS SERVICE

6. Switched Access Service (Cont'd)

6.1 General (Cont'd)

6.1.3 Rate Categories (Cont'd)

(B) Switched Transport (Cont'd) (C)

(3) Nonchargeable Optional Features (Cont'd)

(a) Supervisory Signaling (Cont'd)

- For Interface Groups 6 and 9

These Interface Groups may, at the option of the customer, be provided with individual transmission path SF supervisory signaling where such signaling is available in Telephone Company central offices. Generally such signaling is available only where the entry switch provides an analog, i.e., non digital, interface to the transport termination and a portion of the facility between the analog entry switch and the customer's premises is analog.

(b) Improved Return Loss

This feature provides Improved Return Loss, expressed as Echo Return Loss and Singing Return Loss, on two-wire ports of a four-wire point of termination. The specific parameters guaranteed are set forth in 6.4.1 following. This feature is available with all Feature Groups.

(M)

(M)

(M) Material omitted from this page now appears on Page 165.1.

ISSUED:
May 1, 2012

Gary L. Kepley
Director - Regulatory Operations
5454 W. 110th Street
Overland Park, Kansas 66211

EFFECTIVE:
July 1, 2012

ACCESS SERVICE

6. Switched Access Service (Cont'd)

6.1 General (Cont'd)

6.1.3 Rate Categories (Cont'd)

(B) Switched Transport (Cont'd)

(C)

(3) Nonchargeable Optional Features (Cont'd)

(N)

(c) Data Transmission Parameters

Where transmission facilities permit, the Customer may order Data Transmission Parameters for each transmission path in association with Interface Groups 2, 6 and 9. This feature includes the provision of trouble testing by the Telephone Company, either independently or cooperatively with the Customer, of parameters normally associated with data transmission. The Telephone Company will, upon receipt of a trouble report from the Customer, conduct tests either independently or cooperatively with the Customer as appropriate, and take any necessary action to ensure that the parameters set forth in Section 6.4.2(A) or 6.4.2(B) are met. In those cases where the Customer specifically requests that Telephone Company personnel conduct tests, Maintenance of Service charges will be imposed where applicable in accordance with Section 13.3.1.

(N)

(4) Chargeable Optional Features

(M)

(a) Provision of Other Than Telephone Company Selected Traffic Routing

This option allows the customer to specify a particular traffic routing for trunk groups in lieu of Telephone Company selected routing, i.e., the customer may specify that the routing be on a direct trunk basis or via an access tandem. It is available with Feature Groups B, C, D, Interim 500, TFC and 900 Access Service.

(M)

(M) This material previously appeared on Page 165.

ISSUED:
May 1, 2012

Gary L. Kepley
Director - Regulatory Operations
5454 W. 110th Street
Overland Park, Kansas 66211

EFFECTIVE:
July 1, 2012

ACCESS SERVICE

6. Switched Access Service (Cont'd)

6.1 General (Cont'd)

6.1.3 Rate Categories (Cont'd)

(B) Switched Transport (Cont'd) (C)

(4) Chargeable Optional Features (Cont'd)

(b) Customer Specification of Feature Group Directionality

This option allows the customer to specify that the operation of a trunk group will be one-way originating or terminating calling in lieu of Telephone Company selected two-way calling or, alternatively, that operation will be two-way calling in lieu of Telephone Company selected one-way calling. It is available with Feature Groups B, C and D.

(c) Customer Specification of Switched Transport Termination (C)

This option allows the customer to specify, for Feature Group B routed directly to an end office or access tandem, a four-wire termination of the Switched Transport at the entry switch in lieu of a Telephone Company selected two-wire termination. This option is available only when the Feature Group B arrangement is provided with Type B Transmission Specifications. (C)

These options are rated on an individual case basis with both nonrecurring charges and monthly recurring rates applying.

(M)

(M)

(M) Material omitted from this page now appears on Page 168

ISSUED:
May 1, 2012

Gary L. Kepley
Director - Regulatory Operations
5454 W. 110th Street
Overland Park, Kansas 66211

EFFECTIVE:
July 1, 2012

ACCESS SERVICE

6. Switched Access Service (Cont'd)

6.1 General (Cont'd)

6.1.3 Rate Categories (Cont'd)

(B) Switched Transport (Cont'd) (C)

(4) Chargeable Optional Features (Cont'd) (N)

(d) Multiplexing

Multiplexing provides for arrangements to convert a single higher capacity or bandwidth circuit for bulk transport to several lower capacity or bandwidth circuits. Multiplexing is only available at Telephone Company designated Hubs (end offices) arranged for multiplexing or at the access tandem trunk on the serving wire center side of the access tandem. All types of multiplexing may not be available at each Hub location.

Listed below are the multiplexing arrangements offered with switched access.

1. DS1 to Voice

An arrangement that multiplexes twenty-four voice grade circuits to single DS1 digital circuit at a rate of 1.544 Mbps, or multiplexes a single DS1 digital circuit at a rate of 1.544 Mbps to twenty-four voice grade circuits.

2. DS3 to DS1

An arrangement that multiplexes twenty-eight DS1 digital circuits to a single DS3 digital circuit at rate of 44.736 Mbps, or multiplexes a single DS3 digital circuit at a rate of 44.736 Mbps to twenty-eight DS1 digital circuits.

3. STS1/DS1 Multiplexing

An arrangement that provides transport of sub-STS1 payloads by converting an STS1 with VT1.5 mapping to 28 DS1s. The STS1/DS1 Multiplexing feature is available at Telephone Company provided fiber optic terminals equipped with VT1.5 configuration cards.

The rates and charges applicable for multiplexing options described in (d) preceding are set forth in 6.8.2(E) following. (N)

ACCESS SERVICE

6. Switched Access Service (Cont'd)

6.1 General (Cont'd)

6.1.3 Rate Categories (Cont'd)

(C) Local Switching

The Local Switching rate category provides the local end office switching and end user termination functions necessary to complete the transmission of Switched Access communications to and from the end users served by the local end office. The intercept function informs a caller why a call, as dialed, could not be completed, and if possible, provides the caller with information required to complete the call.

Directory Assistance Service and the applicable rates for it are set forth in Section 9, following.

(M)

(M)

(M) This material previously appeared on Page 166.

ISSUED:
May 1, 2012

Gary L. Kepley
Director - Regulatory Operations
5454 W. 110th Street
Overland Park, Kansas 66211

EFFECTIVE:
July 1, 2012

ACCESS SERVICE

6. Switched Access Service (Cont'd)

6.1 General (Cont'd)

6.1.3 Rate Categories (Cont'd)

(E) 900 Access Service Nonrecurring Charges (Cont'd)

The route pattern nonrecurring charge applies only once, on the customer's initial request to the Telephone Company for 900 Access Service in each LATA or state. If the customer places an order using option (2) above, the route pattern nonrecurring charge applies to each end office specified in the order received.

(F) 500 Access Service

The Interim 500 Access Service nonrecurring charge is assessed depending upon how the service is ordered:

- (1) If the service is ordered for the state or LATA, the customer charge for the assembly of route tables is assessed for each end office the Telephone Company serves in the state or LATA. A second nonrecurring charge element applies per NXX activated or deactivated, times the number of Telephone Company access tandems or end offices modified to perform six digit screening for Interim 500 Access Service.
- (2) The second alternative allows for the service to be ordered to only one access tandem or end office performing six digit screening. The customer charge for the assembly of route tables is assessed for each end office subtending the access tandem (including a collocated end office, if applicable). A second nonrecurring charge element applies per NXX activated or deactivated, times the designated Telephone Company access tandem(s) or end office(s) modified to perform six digit screening for Interim 500 Access Service. This option can be applied repetitively to different tandems to customize the intended offering area.

The route pattern nonrecurring charge applies only once, on the customer's initial request to the Telephone Company for Interim 500 Access Service in each LATA or state. If the customer places an order using option (2) above, the route pattern nonrecurring charge applies to each end office specified in the order received.

(M) Material omitted from this page now appears on Page 170.2.

(M)
|
(M)

ISSUED:
May 1, 2012

Gary L. Kepley
Director - Regulatory Operations
5454 W. 110th Street
Overland Park, Kansas 66211

EFFECTIVE:
July 1, 2012

ACCESS SERVICE

6. Switched Access Service (Cont'd)

6.1 General (Cont'd)

6.1.3 Rate Categories (Cont'd)

(G) Zone Density Charges

Zone density charges are applicable only to DS1 and DS3 switched access services (i.e., Entrance Facility, Direct-Trunked Transport, Tandem Switched Transmission, Tandem Switching, and DS1 to Voice and DS3 to DS1 Multiplexing) provided at the Telephone Company designated exchanges set forth in Section 6.7.18 following. Zone density charges are recurring rates that apply each month or fraction thereof that a DS1 or DS3 switched access service is provided. For billing purposes, each month is considered to have 30 days.

(N)

(N)

6.1.4 Special Facilities Routing

Any customer may request that the facilities used to provide Switched Access Service be specially routed. The regulations, rates and charges for Special Facilities Routing (i.e., Avoidance, Diversity and Cable-Only) are as set forth in 11. following.

(M)

(M)

(M) This material previously appeared on Page 170.1.

ISSUED:
May 1, 2012

Gary L. Kepley
Director - Regulatory Operations
5454 W. 110th Street
Overland Park, Kansas 66211

EFFECTIVE:
July 1, 2012

ACCESS SERVICE

6. Switched Access Service (Cont'd)

6.1 General (Cont'd)

6.1.5 Design Layout Report

At the request of the customer, the Telephone Company will provide to the customer the makeup of the facilities and services provided from the customer's premises to the first point of switching. This information will be provided in the form of a Design Layout Report.

The Design Layout Report will be provided to the customer at no charge, and will be reissued or updated whenever these facilities are materially changed.

6.1.6 Acceptance Testing

At no additional charge, the Telephone Company will, at the customer's request, cooperatively test, at the time of installation, the following parameters: loss, C-message noise, C-notched noise, 3-tone slope, d.c. continuity, and operational signaling. When Local Transport is provided with Interface Groups 2, 6 and 9, and the Transport Termination is two-wire (i.e., there is a four-wire to two-wire conversion in Local Transport), balance parameters (equal level echo path loss) may also be tested.

Activation of Toll Free Code (TFC), 500 or 900 NXX codes will be tested by the Telephone Company by placing a test call from each end office where six digit screening is performed. In locations where six digit screening is performed at an access tandem with multiple subtending end offices, a minimum of one subtending end office will be tested by the Telephone Company. No charge will be made for these tests. (C)

6.1.7 Ordering Options and Conditions

Switched Access Service is ordered under the Access Order provisions set forth in 5. preceding. Also, included in that section are other charges which may be associated with ordering Switched Access Service (e.g., Service Date Change Charges, Cancellation Charges, etc.).

6.2 Provision and Description of Switched Access Service Arrangements (C)

Switched Access Service is provided in four different Feature Group arrangements and as Interim 500, TFC and 900 Access Service. The provision of each Feature Group requires Switched Transport facilities and the appropriate End Office functions. In addition, Special Access Service may, at the option of the customer, be connected with Switched Access Service at Telephone Company designated WATS Serving Offices. (C)

ISSUED:
May 1, 2012

Gary L. Kepley
Director - Regulatory Operations
5454 W. 110th Street
Overland Park, Kansas 66211

EFFECTIVE:
July 1, 2012

ACCESS SERVICE

6. Switched Access Service (Cont'd)

6.2 Provision and Description of Switched Access Service Arrangements (Cont'd) (C)

There are three specific transmission specifications (i.e., Types A, B and C) that have been identified for the provision of Feature Groups. The specifications provided are dependent on the Interface Group and the routing of the service, i.e., whether the service is routed directly to the end office or via an access tandem. The parameters for the transmission specifications are set forth in 6.4.1 following.

Feature Groups are arranged for either originating, terminating or two-way calling, based on the customer end office switching capacity ordered, while Interim 500 Access Service, TFC Access Service and 900 Access Service are arranged for originating calling only. Originating calling permits the delivery of calls from Telephone Exchange Service locations to the customer's premises. Terminating calling permits the delivery of calls from the customer's premises to Telephone Exchange Service locations. Two-way calling permits the delivery of calls in both directions, but not simultaneously. The Telephone Company will determine the type of calling to be provided unless the customer requests that a different type of directional calling is to be provided. In such cases, the Telephone Company will work cooperatively with the customer to determine the directionality.

There are various chargeable and nonchargeable optional features available with the Feature Groups. These additional optional features are provided as Switched Transport, and Local Switching options. (C)

Following are detailed descriptions of each of the available Feature Groups. Each Feature Group is described in terms of its specific physical characteristics and calling patterns, the transmission specifications with which it is provided, optional features available for use with it and the standard testing capabilities.

The Local Switching optional features, which are described in 6.3 following, unless specifically stated otherwise, are available at all suitably equipped Telephone Company end office switches.

ISSUED:
May 1, 2012

Gary L. Kepley
Director - Regulatory Operations
5454 W. 110th Street
Overland Park, Kansas 66211

EFFECTIVE:
July 1, 2012

ACCESS SERVICE

6. Switched Access Service (Cont'd)6.2 Provision and Description of Switched Access Service Arrangements (Cont'd) (C)6.2.1 Feature Group A (FGA) (Cont'd)(A) Description (Cont'd)

(4) (Cont'd)

If the customer requests a specific seven digit telephone number that is not currently assigned, and the Telephone Company can, with reasonable effort, comply with that request, the requested number will be assigned to the customer.

- (5) FGA switching, when used in the terminating direction, is arranged with dial tone start-dial signaling. When used in the terminating direction FGA switching may, at the option of the customer, be arranged for dial pulse or dual tone multifrequency address signaling, subject to availability of equipment at the first point of switching. When FGA switching is provided in a hunt group or uniform call distribution arrangement, all FGA switching will be arranged for the same type of address signaling.

- (6) No address signaling is provided by the Telephone Company when FGA Switching is used in the originating direction. Address signaling in such cases, if required by the customer must be provided by the customer's end user using inband tone signaling techniques. Such inband tone address signals will not be regenerated by the Telephone Company and will be subject to the ordinary transmission capabilities of the Switched Transport provided. (C)

ISSUED:
May 1, 2012

Gary L. Kepley
Director - Regulatory Operations
5454 W. 110th Street
Overland Park, Kansas 66211

EFFECTIVE:
July 1, 2012

ACCESS SERVICE

6. Switched Access Service (Cont'd)

6.2 Provision and Description of Switched Access Service Arrangements (Cont'd) (C)

6.2.1 Feature Group A (FGA) (Cont'd)

(A) Description (Cont'd)

- (7) FGA switching, when used in the terminating direction, may be used to access valid NXXs in the LATA, local operator assistance (0- and 0+), Directory Assistance (411 where available and 555-1212), emergency reporting service (911 where available), exchange telephone repair (611 where available), time or weather announcement services of the Telephone Company, community information services of an information service provider, and other customer services (by dialing the appropriate digits.) Charges for FGA terminating calls requiring operator assistance or calls to 611 or 911 will only apply where sufficient call details are available.

Additional non-access charges will also be billed on a separate account for (1) an operator surcharge, as set forth in the local exchange tariffs, for local operator assistance (0- and 0+) calls; (2) calls to certain community information services, for which rates are applicable under Telephone Company exchange service tariffs, e.g., 976 (DIAL-IT) Network Services and, (3) calls from a FGA line to another customer's service in accordance with that customer's applicable service rates when the Telephone Company performs the billing function for that customer. For calls to Directory Assistance (411 where available and 555-1212), Switched Transport rates for FGA Switched Access Service will not apply. Instead, calls to Directory Assistance are subject to the Directory Assistance Service charge set forth in 9.6(A).

(C)
(M)
|
(M)

(M) This material previously appeared on Page 176.

ISSUED:
May 1, 2012

Gary L. Kepley
Director - Regulatory Operations
5454 W. 110th Street
Overland Park, Kansas 66211

EFFECTIVE:
July 1, 2012

ACCESS SERVICE

6. Switched Access Service (Cont'd)

6.2 Provision and Description of Switched Access Service Arrangements (Cont'd) (C)

6.2.1 Feature Group A (FGA) (Cont'd)

(A) Description (Cont'd)

(M)

(M)

- (8) When a FGA switching arrangement for an individual customer (a single line or entire hunt group) is discontinued at an end office, an intercept announcement is provided. This arrangement provides, for a limited period of time, an announcement that the service associated with the number dialed has been disconnected.

(B) Optional Features

(1) Local Switching Optional Features

- (a) Hunt Group Arrangement
- (b) Uniform Call Distribution Arrangement
- (c) Nonhunting Number for Use with Hunt Group Arrangement or Uniform Call Distribution Arrangement
- (d) Call Denial
- (e) Service Code Denial
- (f) Band Advance Arrangement for use with WATS Access Line Service
- (g) Two-way operation with dial pulse address signaling and loop start supervisory signaling.
- (h) Two-way operation with dial pulse address signaling and ground start supervisory signaling.
- (i) Two-way operation with dual tone multi-frequency address signaling and loop start supervisory signaling
- (j) Two-way operation with dual tone multi-frequency address signaling and ground start supervisory signaling

(M1)

(M1)

(M) Material omitted from this page now appears on Page 175.

(M1) This material previously appeared on Page 177.

ISSUED:
May 1, 2012

Gary L. Kepley
Director - Regulatory Operations
5454 W. 110th Street
Overland Park, Kansas 66211

EFFECTIVE:
July 1, 2012

ACCESS SERVICE

6. Switched Access Service (Cont'd)

6.2 Provision and Description of Switched Access Service Arrangements (Cont'd) (C)

6.2.1 Feature Group A (FGA) (Cont'd)

(B) Optional Features (Cont'd)

(1) Local Switching Optional Features (Cont'd)

- (k) Terminating operation with dial pulse address signaling and loop start supervisory signaling
- (l) Terminating operation with dial pulse address signaling and ground start supervisory signaling
- (m) Terminating operation with dual tone multifrequency address signaling and loop start supervisory signaling
- (n) Terminating operation with dual tone multi-frequency address signaling and ground start supervisory signaling
- (o) Originating operation with loop start supervisory signaling
- (p) Originating operation with ground start supervisory signaling
- (q) Call Screening
- (r) Call Restriction
- (s) InterLATA Call Denial
- (t) Hunt Group Arrangement for Use with Special Access Service utilized for connection with Switched Access Service
- (u) Uniform Call Distribution Arrangement for Use with Special Access Service utilized for connection with Switched Access Service
- (v) Nonhunting Number for Use with Hunt Group Arrangement or Uniform Call Distribution Arrangement for Use with Special Access Service utilized for connection with Switched Access Service
- (w) Band Advance Arrangement for Use with Special Access Service utilized for connection with Switched Access Service

(M)
(M)

(N)

(N)

(2) Switched Transport Optional Features (C)

- (a) Supervisory Signaling (as set forth in 6.1.3(B)(3)(a) preceding)
- (b) Improved Return Loss
- (c) Data Transmission Parameters

(N)

(M1)

(M1)

(M) Material omitted from this page now appears on Page 176.

(M1) Material omitted from this page now appears on Page 178.

ISSUED:
May 1, 2012

Gary L. Kepley
Director - Regulatory Operations
5454 W. 110th Street
Overland Park, Kansas 66211

EFFECTIVE:
July 1, 2012

ACCESS SERVICE

6. Switched Access Service (Cont'd)

6.2 Provision and Description of Switched Access Service Arrangements (Cont'd) (C)

6.2.1 Feature Group A (FGA) (Cont'd)

(B) Optional Features (Cont'd)

(3) Certain other features which may be available in connection with Feature Group A are provided under the Telephone Company's local and/or general exchange service tariffs. These are: (M)

- (a) Custom Calling Features
- (b) Bill Number Screening
- (c) IntraLATA extensions

(C) Transmission Performance

FGA is provided with either Type B or Type C Transmission Specifications. The specifications for the associated parameters are guaranteed to the first point of switching. Type C Transmission Specifications are provided with Interface Group 1 and Type B is provided with Interface Groups 2, 6 and 9. Type DB Data Transmission Parameters are provided with FGA to the first point of switching.

(D) Testing Capabilities

FGA is provided, in the terminating direction where equipment is available, with seven digit access to balance (100 type) test line and milliwatt (102 type) test line. In addition to the tests described in 6.1.6 preceding, which are included with the installation of service, additional Cooperative Acceptance Testing and Non-Scheduled Testing tests are available for FGA as set forth in 13.3.5 following.

(M) This material previously appeared on Page 177.

ISSUED:
May 1, 2012

Gary L. Kepley
Director - Regulatory Operations
5454 W. 110th Street
Overland Park, Kansas 66211

EFFECTIVE:
July 1, 2012

ACCESS SERVICE

6. Switched Access Service (Cont'd)

6.2 Provision and Description of Switched Access Service Arrangements (Cont'd) (C)

6.2.2 Feature Group B (FGB)

(A) Description

- (1) FGB, when directly routed to an end office (i.e., provided without the use of an access tandem switch), is provided at appropriately equipped Telephone Company electronic end office switches. When provided via Telephone Company designated electronic access tandem switches, FGB switching is provided at Telephone Company electronic end office switches.
- (2) FGB is provided as trunk side switching through the use of end office or access tandem switch trunk equipment. The switch trunk equipment is provided with wink start start-pulsing signals and answer and disconnect supervisory signaling.
- (3) FGB switching is provided with multifrequency address signaling in both the originating and terminating directions. Except for FGB switching provided with the automatic number identification (ANI) or rotary dial station signaling arrangements as set forth in 6.3 following, any other address signaling in the originating direction, if required by the customer, must be provided by the customer's end user using inband tone signaling techniques. Such inband tone address signals will not be regenerated by the Telephone Company and will be subject to the ordinary transmission capabilities of the Switched Transport provided. (C)
- (4) The access code for FGB switching is a uniform access code. The form of the uniform access code is 950-0XXX or 950-1XXX for carriers.

ISSUED:
May 1, 2012

Gary L. Kepley
Director - Regulatory Operations
5454 W. 110th Street
Overland Park, Kansas 66211

EFFECTIVE:
July 1, 2012

ACCESS SERVICE

6. Switched Access Service (Cont'd)

6.2 Provision and Description of Switched Access Service Arrangements (Cont'd) (C)

6.2.2 Feature Group B (FGB) (Cont'd)

(A) Description (Cont'd)

(4) (Cont'd)

These uniform access codes will be the assigned access numbers of all FGB Switched Access Service provided to the customer by the Telephone Company. FGB Switched Access may also be used to originate TFC Access Service until such time as FGD becomes available in the end office. FGB may also be used for completion of calls to WATS Access Line Service. The customer's end user is not required to dial an access code for originating TFC Access Service provided with Feature Group B Switched Access Service.

- (5) FGB switching, when used in the terminating direction may be used to access valid NXXs in the toll free calling area of the terminating exchange, time or weather announcement services of the Telephone Company, community information services of an information service provider and other customers' services (by dialing the appropriate digits). When directly routed to an end office, only those valid NXX codes served by that end office may be accessed. When routed through an access tandem, only those valid NXX codes served by end offices subtending the access tandem may be accessed. The customer will be billed additional non-access charges for calls to certain community information services for which rates are applicable under Telephone Company exchange service tariffs, e.g., 976 (DIAL-IT) Network Services.

ISSUED:
May 1, 2012

Gary L. Kepley
Director - Regulatory Operations
5454 W. 110th Street
Overland Park, Kansas 66211

EFFECTIVE:
July 1, 2012

ACCESS SERVICE

6. Switched Access Service (Cont'd)

6.2 Provision and Description of Switched Access Service Arrangements (Cont'd) (C)

6.2.2 Feature Group B (FGB) (Cont'd)

(A) Description (Cont'd)

(5) (Cont'd)

Additionally, non-access charges will also be billed for calls from a FGB trunk to another customer's service in accordance with that customer's applicable service rates when the Telephone Company performs the billing function for the customer. Calls in the terminating direction will not be completed to 950-0XXX or 950-1XXX access codes, local operator assistance (0- and 0+), Directory Assistance (411 where available and 555-1212), service codes (611 and 911 where available) or 101XXXX access codes. FGB, in the terminating direction may not be: 1) switched to access another Feature Group B,C or D, in the same LATA and (2) use to terminate originating FGC or FGD calls.

(6) The Telephone Company will establish a trunk group or groups for the customer at end office switches or access tandem switches where FGB switching is provided. When required by technical limitations, a separate trunk group will be established for each type of FGB switching arrangement provided. Different types of FGB or other switching arrangements may be combined in a single trunk group at the option of the Telephone Company.

(7) When all FGB switching arrangements are discontinued at an end office and/or in an exchange, an intercept announcement is provided. This arrangement provides, for a limited period of time, an announcement that the service associated with the number dialed has been disconnected.

ISSUED:
May 1, 2012

Gary L. Kepley
Director - Regulatory Operations
5454 W. 110th Street
Overland Park, Kansas 66211

EFFECTIVE:
July 1, 2012

ACCESS SERVICE

6. Switched Access Service (Cont'd)

6.2 Provision and Description of Switched Access Service Arrangements (Cont'd) (C)

6.2.2 Feature Group B (FGB) (Cont'd)

(A) Description (Cont'd)

- (8) AT&T Communications of the Southwest, Inc. (AT&T) subscribing to FGB:

When AT&T subscribes to both FGB and FGD at an equal access end office or to both FGB and FGC at any end office, all such FGB, FGC, and FGD usage originating and terminating at those end offices will be subject to the Carrier Common Line, Local Transport and Local Switching rates set forth in 3.8 and 6.8.

ISSUED:
May 1, 2012

Gary L. Kepley
Director - Regulatory Operations
5454 W. 110th Street
Overland Park, Kansas 66211

EFFECTIVE:
July 1, 2012

ACCESS SERVICE

6. Switched Access Service (Cont'd)

6.2 Provision and Description of Switched Access Service Arrangements (Cont'd) (C)

6.2.2 Feature Group B (FGB) (Cont'd)

(B) Optional Features

(1) Common Switching Optional Features

- (a) Automatic Number Identification (ANI)
- (b) Up to 7 Digit Outpulsing of Access Digits to Customer
- (c) Alternate Traffic Routing
- (d) Hunt Group Arrangement for Use with WATS Access Line Service
- (e) Uniform Call Distribution Arrangement for use with WATS Access Line Service
- (f) Nonhunting Number Arrangement for use with WATS Access Line Service as described in d or e, preceding.
- (g) Band Advance Arrangement for Use with WATS Access Line Service.
- (h) Rotary Dial Station Signaling

(2) Switched Transport Optional Features (C)

- (a) Provision of Other Than Telephone Company Selected Traffic Routing
- (b) Customer Specification of Feature Group Directionality
- (c) Customer Specification of Local Transport Termination

ACCESS SERVICE

6. Switched Access Service (Cont'd)

6.2 Provision and Description of Switched Access Service Arrangements (Cont'd) (C)

6.2.2 Feature Group B (FGB) (Cont'd)

(B) Optional Features (Cont'd)

- (3) Another feature, Bill Number Screening, which may be available in connection with FGB, is provided under the Telephone Company's local and/or general exchange service tariffs.

(C) Transmission Performance

FGB is provided with either Type B or Type C Transmission Specifications. The specifications for the associated parameters are guaranteed to the end office when routed directly or to the first point of switching when routed via an access tandem. Type C Transmission specifications are provided with Interface Group 1 and Type B is provided with Interface Groups 2 through 9. Type DB Data Transmission Parameters are provided with FGB to the first point of switching.

(D) Testing Capabilities

FGB is provided, in the terminating direction where equipment is available, with seven digit access to balance (100 type) test line, milliwatt (102 type) test line, nonsynchronous or synchronous test line, automatic transmission measuring (105 type) test line, data transmission (107 type) test line, loop around test line, short circuit test line and open circuit test line. In addition to the tests described in 6.1.6 preceding, which are included with the installation of service, Additional Cooperative Acceptance Testing, Automatic Scheduled Testing, Cooperative Scheduled Testing, Manual Scheduled Testing and Non-Scheduled Testing are available as set forth in 13.3.5 following.

(M)

(M)

(M) This material previously appeared on Page 185.

ISSUED:
May 1, 2012

Gary L. Kepley
Director - Regulatory Operations
5454 W. 110th Street
Overland Park, Kansas 66211

EFFECTIVE:
July 1, 2012

ACCESS SERVICE

6. Switched Access Service (Cont'd)

6.2 Provision and Description of Switched Access Service Arrangements (Cont'd) (C)

6.2.2 Feature Group B (FGB) (Cont'd) (M)

6.2.3 Feature Group C (FGC) (M)

(A) Description

(1) FGC is available in all end offices for LEC to LEC traffic. FGC is provided at all Telephone Company end office switches on a direct trunk basis or via Telephone Company designated access tandem switches. FGC switching is provided to the customer (i.e., providers of MTS and WATS) at an end office switch unless Feature Group D end office switching is provided in the same office. When FGD is available, FGC will be discontinued for Interexchange Carriers (ICs).

(2) FGC is provided as trunk side switching through the use of end office or access tandem switch trunk equipment. The switch trunk equipment is provided with answer and disconnect supervisory signaling. Wink start start-pulsing signals are provided in all offices where available. In those offices where wink start start-pulsing signals are not available, delay dial start-pulsing signals will be provided, unless immediate dial pulse signaling is provided, in which case no start-pulsing signals are provided.

(3) FGC is provided with multifrequency address signaling. Up to 12 digits of the called party number dialed by the customer's end user using dual tone multifrequency or dial pulse address signals will be provided by Telephone Company equipment to the customer's premises where the Switched Access Service terminates. Such called party number signals will be subject to the ordinary transmission capabilities of the Local Transport provided.

(M1)
|
(M1)

(M) Material omitted from this page now appears on Page 184.

(M1) This material previously appeared on Page 186.

ISSUED:
May 1, 2012

Gary L. Kepley
Director - Regulatory Operations
5454 W. 110th Street
Overland Park, Kansas 66211

EFFECTIVE:
July 1, 2012

ACCESS SERVICE

6. Switched Access Service (Cont'd)

6.2 Provision and Description of Switched Access Service Arrangements (Cont'd) (C)

6.2.3 Feature Group C (FGC) (Cont'd)

(A) Description (Cont'd)

(M)

(M)

- (4) No access code is required for FGC switching. The telephone number dialed by the customer's end user shall be a seven or ten digit number for calls in the North American Numbering Plan (NANP). For international calls outside the NANP, a seven to twelve digit number may be dialed. The form of the numbers dialed by the customer's end user is NXX-XXXX, 0 or 1 + NXX-XXXX, NPA + NXX-XXXX, and 0 or 1 + NPA + NXX-XXXX.
- (5) FGC switching, when used in the terminating direction, may be used to access valid NXXs in the local calling area, time or weather announcement services of the Telephone Company, community information services of an information provider, and other customers' services (by dialing the appropriate codes) when the services can be reached using valid NXX codes. When directly routed to an end office, only those valid NXX codes

(M) Material omitted from this page now appears on Page 185.

ISSUED:
May 1, 2012

Gary L. Kepley
Director - Regulatory Operations
5454 W. 110th Street
Overland Park, Kansas 66211

EFFECTIVE:
July 1, 2012

ACCESS SERVICE

6. Switched Access Service (Cont'd)

6.2 Provision and Description of Switched Access Service Arrangements (Cont'd) (C)

6.2.3 Feature Group C (FGC) (Cont'd)

(A) Description (Cont'd)

(5) (Cont'd)

served by that office may be accessed. When routed through an access tandem, only those valid NXX codes served by offices subtending the access tandem may be accessed. Where measurement capabilities exist, the customer will also be billed additional non-access charges for calls to certain community information services, for which rates are applicable under Telephone Company exchange service tariffs, e.g., 976 (DIAL-IT) Network Services. Additionally, non-access charges will also be billed for calls from a FGC trunk to another customer's service in accordance with that customer's applicable service rates when the Telephone Company performs the billing function for that customer. Calls in the terminating direction will not be completed to 950-0XXX or 950-1XXX access codes, local operator assistance (0- and 0+), Directory Assistance (411 and 555-1212), service codes 611 and 911, and 101XXXX access codes. Calls will be (completed to Directory Assistance (NPA-555-1212 and 555-1212) when FGC switching is combined with Directory Assistance switching. The combination of FGC Switched Access Service with DA Service is provided as set forth in 9. following. FGC may not be switched, in the terminating direction, to Switched Access Service Feature Groups B, C or D.

(6) The Telephone Company will establish a trunk group or groups for the customer at end office switches or access tandem switches where FGC switching is provided. When required for technical limitations, a separate trunk group will be established for each type of FGC switching arrangement provided. Different types of FGC or other switching arrangements may be combined in a single trunk group at the option of the Telephone Company.

ISSUED:
May 1, 2012

Gary L. Kepley
Director - Regulatory Operations
5454 W. 110th Street
Overland Park, Kansas 66211

EFFECTIVE:
July 1, 2012

ACCESS SERVICE

6. Switched Access Service (Cont'd)

6.2 Provision and Description of Switched Access Service Arrangements (Cont'd) (C)

6.2.3 Feature Group C (FGC) (Cont'd)

(B) Optional Features (where equipment is available)

(1) Common Switching Optional Features

- (a) Automatic Number Identification (ANI)
- (b) Service Class Routing
- (c) Dial Pulse Address Signaling
- (d) Revertive Pulse Address Signaling
- (e) Delay Dial Start-Pulsing Signaling
- (f) Immediate Dial Pulse Address Signaling
- (g) Panel Call Indicator Address Signaling
- (h) Alternate Traffic Routing
- (i) Trunk Access Limitation
- (j) End Office End User Line Service Screening for Use with WATS Access Line Service
- (k) Hunt Group Arrangement for Use with WATS Access Line Service
- (l) Uniform Call Distribution Arrangement for Use with WATS Access Line Service
- (m) Nonhunting Number for Use with Hunt Group Arrangement or Uniform Call Distribution Arrangement for Use with WATS Access Line Service
- (n) Band Advance Arrangement for Use with WATS Access Line Service.
- (o) Operator Trunks - i.e., Pay Telephone. Pay Telephone Trunks are provided only at Telephone Company electronic end offices and other Telephone Company end offices where equipment is available.)

ISSUED:
May 1, 2012

Gary L. Kepley
Director - Regulatory Operations
5454 W. 110th Street
Overland Park, Kansas 66211

EFFECTIVE:
July 1, 2012

ACCESS SERVICE

6. Switched Access Service (Cont'd)

6.2 Provision and Description of Switched Access Service Arrangements (Cont'd) (C)

6.2.3 Feature Group C (FGC) (Cont'd)

(B) Optional Features (where equipment is available) (Cont'd)

(2) Switched Transport Optional Features (C)

(a) Supervisory signaling (as set forth in 6.1.3(B)(3)(a) preceding).

(b) Customer Specification of Feature Group Directionality (N)

(c) Provision of Other Than Telephone Company Selected Traffic Routing

(d) Improved Return Loss

(e) Data Transmission Parameters (N)

(C) Transmission Specifications

FGC is provided with either Type B or Type C Transmission Specifications as follows:

- When routed directly to the end office either Type B or Type C is provided.
- When routed to an access tandem only Type B is provided.
- Type B or Type C is provided on the transmission path from the access tandem to the end office.

Type C Transmission Specifications are provided with Interface Group 1 when routed directly to an end office. Type B is provided with Interface Groups 2, 6 and 9, whether routed directly to an end office or to an access tandem.

ACCESS SERVICE

6. Switched Access Service (Cont'd)

6.2 Provision and Description of Switched Access Service Arrangements (Cont'd) (C)

6.2.3 Feature Group C (FGC) (Cont'd)

(C) Transmission Performance (Cont'd)

Type DB Data Transmission Parameters are provided with FGC for the transmission path between the customer's premises and the end office when directly routed to the end office, and Type DB Data Transmission Parameters are provided for the transmission path between the customer's premises and the access tandem and between the access tandem and the end office when routed via an access tandem.

(D) Testing Capabilities

FGC is provided, in the terminating direction where equipment is available, with seven digit access to balance (100 type) test line, milliwatt (102 type) test line, nonsynchronous or synchronous test line, automatic transmission measuring (105 type) test line, data transmission (107 type) test line, loop around test line, short circuit test line and open circuit test line. In addition to the tests described in 6.1.6 preceding which are included with the installation of service, additional Cooperative Acceptance Testing, Automatic Scheduled Testing, Cooperative Scheduled Testing or Manual Scheduled Testing, and Nonscheduled Testing are available as set forth in 13.3.5 following for FGC.

ISSUED:
May 1, 2012

Gary L. Kepley
Director - Regulatory Operations
5454 W. 110th Street
Overland Park, Kansas 66211

EFFECTIVE:
July 1, 2012

ACCESS SERVICE

6. Switched Access Service (Cont'd)

6.2 Provision and Description of Switched Access Service Arrangements (Cont'd) (C)

6.2.4 Feature Group D (FGD)

(A) Description

- (1) FGD is provided at Telephone Company designated electronic end office switches whether routed directly or via Telephone Company designated electronic access tandem switches.
- (2) FGD is provided as trunk side switching through the use of end office or access tandem switch trunk equipment. The switch trunk equipment is provided with wink start start-pulsing signals and answer and disconnect supervisory signaling.
- (3) FGD switching is provided with multifrequency address signaling. Up to 12 digits of the called party number dialed by the customer's end user using dual tone multifrequency or dial pulse address signals will be provided by Telephone Company equipment to the customer's premises where the Switched Access Service terminates. Such address signals will be subject to the ordinary transmission capabilities of the Switched Transport provided. (C)
- (4) FGD switching, when used in the terminating direction, may be used to access valid NXXs in the local exchange, time or weather announcement services of the Telephone Company, community information services of an information service provider, and other customers' services (by dialing the appropriate codes) when such services can be reached using valid NXX codes. When directly routed to an end office, only those valid NXX codes served by that office may be accessed. When routed through an access tandem, only those valid NXX codes served by end offices subtending the access tandem may be accessed. The customer will also be billed additional non-access charges for calls to certain

ACCESS SERVICE

6. Switched Access Service (Cont'd)

6.2 Provision and Description of Switched Access Service Arrangements (Cont'd) (C)

6.2.4 Feature Group D (FGD) (Cont'd)

(A) Description (Cont'd)

(4) (Cont'd)

community information services, for which rates are applicable under Telephone Company exchange service tariffs, e.g., 976 (DIAL-IT) Network Service. Additionally, non-access charges will also be billed for calls from a FGD trunk to another customer's service in accordance with that customer's applicable service rates when the Telephone Company performs the billing function for that customer. Calls in the terminating direction will not be completed to 950-0XXX or 950-1XXX access codes, local operator assistance (0- and 0+), Directory Assistance (411 and 555-1212), service codes 611 and 911 or 101XXXX access codes. Calls will be completed to Directory Assistance (NPA-555-1212 and 555-1212) when FGD switching is combined with Directory Assistance switching. The combination of FGD Switched Access Service with DA Service is provided as set forth in 9. following. FGD may not be switched, in the terminating direction, to Switched Access Service Feature Groups B, C or D.

(5) The Telephone Company will establish a trunk group or groups for the customer at end office switches or access tandem switches where FGD switching is provided. When required by technical limitations, a separate trunk group will be established for each type of FGD switching arrangement provided. Different types of FGD or other switching arrangements may be combined in a single trunk group at the option of the Telephone Company.

(6) The access code for FGD switching is a uniform access code of the form 101XXXX. These uniform access codes will be the assigned access numbers of all FGD access

ISSUED:
May 1, 2012

Gary L. Kepley
Director - Regulatory Operations
5454 W. 110th Street
Overland Park, Kansas 66211

EFFECTIVE:
July 1, 2012

ACCESS SERVICE

6. Switched Access Service (Cont'd)

6.2 Provision and Description of Switched Access Service Arrangements (Cont'd) (C)

6.2.4 Feature Group D (FGD) (Cont'd)

(A) Description (Cont'd)

(6) (Cont'd)

provided to the customer by the Telephone Company. No access code is required for calls to a customer over FGD Switched Access Service if the end user's telephone exchange service is arranged for presubscription to that customer as set forth in 13. following.

Where no access code is required, the number dialed by the customer's end user shall be a seven or ten digit number for calls in the North American Numbering Plan (NANP). The form of the numbers dialed by the customer's end user is NXX-XXXX, or 0 or 1 + NXX-XXXX, NPA + NXX-XXXX, 0 or 1 + NPA + NXX-XXXX.

When the 101XXXX access code is used, FGD switching also provides for dialing the digit 0 for access to the customer's operator, 911 for access to the Telephone Company's emergency reporting service, or at the customer's option, the end-of-dialing digit (#) for cut-through access to the customer's premises.

- (7) FGD switching will be arranged to accept calls from telephone exchange service locations without the need for dialing the 101XXXX uniform access code. Each telephone exchange service line may be marked with a presubscription code to identify which 101XXXX code its calls will be directed to for interLATA and intraLATA service. Presubscription codes are applied as set forth in 13. following.

ISSUED:
May 1, 2012

Gary L. Kepley
Director - Regulatory Operations
5454 W. 110th Street
Overland Park, Kansas 66211

EFFECTIVE:
July 1, 2012

ACCESS SERVICE

6. Switched Access Service (Cont'd)

6.2 Provision and Description of Switched Access Service Arrangements (Cont'd) (C)

6.2.4 Feature Group D (FGD) (Cont'd)

(A) Description (Cont'd)

- (8) When a customer has had FGB access in an end office and subsequently replaces the FGB access with FGD access, at the mutual agreement of the customer and the Telephone Company, the Telephone Company will, for a limited period of time, direct calls dialed by the customer's end users using the customer's previous FGB access code to the customer's FGD access service. The customer must be prepared to handle normally dialed FGD calls as well as calls dialed with the FGB access code which requires the customer to receive additional address signaling from the end user. Such calls will be rated as FGD.

ISSUED:
May 1, 2012

Gary L. Kepley
Director - Regulatory Operations
5454 W. 110th Street
Overland Park, Kansas 66211

EFFECTIVE:
July 1, 2012

ACCESS SERVICE

6. Switched Access Service (Cont'd)

6.2 Provision and Description of Switched Access Service Arrangements (Cont'd) (C)

6.2.4 Feature Group D (FGD) (Cont'd)

(B) Optional Features (where equipment is available)

(1) Local Switching Optional Features

- (a) Automatic Number Identification (ANI)
- (b) Service Class Routing
- (c) Alternate Traffic Routing
- (d) Call Gapping Arrangement
- (e) Trunk Access Limitation
- (f) International Carrier Option
- (g) End Office End User Line Service Screening for Use with WATS Access Line Service
- (h) Hunt Group Arrangement for Use with WATS Access Line Service
- (i) Uniform Call Distribution Arrangement for Use with WATS Access Line Service
- (j) Nonhunting Number for Use with Hunt Group Arrangement or Uniform Call Distribution Arrangement for Use with WATS Access Line Service
- (k) Band Advance Arrangement for Use with WATS Access Line Service
- (l) Cut-Through
- (m) Flexible Automatic Number Identification (Flex ANI)
- (n) Operator Trunk, Full Feature Arrangement
- (o) Feature Group D With 950 Access
- (p) Switched 64 Clear Channel Capability
- (q) Multifrequency Address Signaling

(2) Switched Transport Optional Features (where equipment is available) (C)

- (a) Supervisory Signaling (as set forth in 6.1.3(B)(3)(a) preceding)
- (b) Improved Return Loss
- (c) Data Transmission Parameters
- (d) Provision of Other Than Telephone Company Selected Traffic Routing
- (e) Customer Specification of Feature Group Directionality

ACCESS SERVICE

6. Switched Access Service (Cont'd)

6.2 Provision and Description of Switched Access Service Arrangements (Cont'd) (C)

6.2.4 Feature Group D (FGD) (Cont'd)

(C) Transmission Specifications

FGD is provided with either Type A, Type B or Type C Transmission Specifications as follows:

- When routed directly to the end office either Type B or C is provided.
- When routed to an access tandem only Type A is provided.
- Type A is provided on the transmission path from the access tandem to the end office.

Type C Transmission Specifications are provided with Interface Group 1. Type A and Type B Transmission Specifications are provided with Interface Groups 2, 6 and 9.

Type DA Data Transmission Parameters are provided for the transmission path between the customer's premises and the access tandem and between the access tandem and the end office. Type DB Data Transmission Parameters are provided with FGD for the transmission path between the customer's premises and the end office when directly routed to the end office.

ISSUED:
May 1, 2012

Gary L. Kepley
Director - Regulatory Operations
5454 W. 110th Street
Overland Park, Kansas 66211

EFFECTIVE:
July 1, 2012

ACCESS SERVICE

6. Switched Access Service (Cont'd)

6.2 Provision and Description of Switched Access Service Arrangements (Cont'd) (C)

6.2.4 Feature Group D (FGD) (Cont'd)

(D) Testing Capabilities

FGD is provided, in the terminating direction where equipment is available, with seven digit access to balance (100 type) test line, milliwatt (102 type) test line, nonsynchronous or synchronous test line, automatic transmission measuring (105 type) test line, data transmission (107 type) test line, loop around test line, short circuit test line and open circuit test line. In addition to the tests described in 6.1.6 preceding which are included with the installation of service, additional Cooperative Acceptance Testing, Automatic Scheduled Testing, Cooperative Scheduled Testing, Manual Scheduled Testing, and NonScheduled Testing, are available for FGD as set forth in 13.3.5 following.

6.2.5 Miscellaneous Switched Access Services

(A) WATS Access Line Service

WATS Access Line Service combines Switched Access Service with Voice Grade Special Access Service that connects an end user premise with a WATS Serving Office. WATS Access Line Service will be provided as follows:

(1) Originating

WATS Access Line Service used for originating calling purposes is available only in conjunction with Feature Group C and D Switched Access Service.

When intrastate WATS Access Line Service is utilized for originating non-joint provided Wide Area Telecommunications Service, intraLATA calling is provided by the Telephone Company and will be billed as described in the Wide Area Telecommunications

ACCESS SERVICE

6. Switched Access Service (Cont'd)

6.2 Provision and Description of Switched Access Service Arrangements (Cont'd) (C)

6.2.5 Miscellaneous Switched Access Services (Cont'd)

(A) WATS Access Line Service (Cont'd)

(1) Originating (Cont'd)

Service Tariff. InterLATA calling is provided by the customer and Switched Access charges as specified in this tariff will apply to such originating interLATA usage. For originating WATS Access Line Service, a WATS Access Line charge will apply as described in Section 7, following.

When intrastate WATS Access Line Service is utilized for originating joint provided Wide Area Telecommunications Service, intraLATA calling is provided by the Telephone Company and will be billed as described in the Wide Area Telecommunication Service tariff. InterLATA calling is provided by the customer and Switched Access charges as specified in this tariff will apply for such originating interLATA usage. For originating WATS Access Line service, a WATS Access Line charge will apply as described in Section 7, following, and in addition, a WATS Access Line charge will apply as specified in the Wide Area Telecommunications Service Tariff.

(2) Terminating

WATS Access Line Service used for terminating calling purposes is available in conjunction with Feature Groups A, B, C and D Switched Access Service.

Intrastate WATS Access Line Service may be utilized in the terminating direction for the completion of non-joint provided TFC Access Service calling as described in (B), following. For this arrangement, terminating interLATA and intraLATA usage will be billed Switched Access charges as specified in this tariff. For non-joint provided TFC Access

ISSUED:
May 1, 2012

Gary L. Kepley
Director - Regulatory Operations
5454 W. 110th Street
Overland Park, Kansas 66211

EFFECTIVE:
July 1, 2012

ACCESS SERVICE

6. Switched Access Service (Cont'd)

6.2 Provision and Description of Switched Access Service Arrangements (Cont'd) (C)

6.2.5 WATS Access Line Service (Cont'd)

(A) WATS Access Line Service (Cont'd)

(2) Terminating (Cont'd)

Service which utilizes terminating WATS Access Line Service for the completion of TFC Access Service calling, a WATS Access Line charge will apply as described in Section 7, following.

Intrastate WATS Access Line Service may be utilized in the terminating direction for the completion of joint provided TFC Access Service calling as described in (B), following. For this arrangement, terminating interLATA usage will be billed Switched Access charges as described in this tariff. IntraLATA usage will be billed as specified in the Wide Area Telecommunications Service Tariff. For joint provided TFC Access Service which utilizes terminating WATS Access Line Service for the completion of TFC Access Service calling a WATS Access Line charge will apply as specified in Section 7, following, and in addition, a WATS Access Line charge will apply as described in the Wide Area Telecommunication Service Tariff.

Local Switching optional features for WATS Access Line Service are provided in Section 6.

WATS Access Line Service is provided with either dial pulse or dual tone multifrequency address signaling and either loop start or ground start supervisory signaling. The choice of the type of signaling is at the option of the customer.

A description of WATS Access Line Service provided in 7.2.11 following.

ISSUED:
May 1, 2012

Gary L. Kepley
Director - Regulatory Operations
5454 W. 110th Street
Overland Park, Kansas 66211

EFFECTIVE:
July 1, 2012

ACCESS SERVICE

6. Switched Access Service (Cont'd)

6.2 Provision and Description of Switched Access Service Arrangements (Cont'd) (C)

6.2.5 Miscellaneous Switched Access Service (Cont'd)

(B) Toll Free Code (TFC) Access Service

(1) Description

TFC Access Service is an originating trunk side switched service that is available to the customer via TFC Access Service trunk groups, or may be provided in conjunction with FGB, FGC, or FGD. The service provides for the forwarding of end user dialed TFC calls to a Telephone Company Service Switching Point (SSP) which will initiate a TFC data base query to the Telephone Company's TFC data base to perform the customer identification function. The call is forwarded to the appropriate customer based on the dialed TFC number. The customer has the option of having the TFC dialed number (i.e., TFC-NXX-XXXX), or, if the TFC to Local Exchange Number Translation optional feature described in Section 6.2.5 is specified, a translated ten digit local exchange number (i.e., NPA-NXX-XXXX), delivered to the customer premises.

No access code is required for TFC Access Service. When the TFC call is originated by an end user, the Telephone Company will perform the TFC data base query based on the dialed digits to determine the customer location to which the call is to be routed. The TFC data base query will be performed from suitably equipped end offices or access tandems. If the call originates from an end office not equipped to perform the TFC data base query, the call will be routed to an access tandem at which the query function is available. Once customer identification has been established, the call will be routed to the customer. TFC calls may be routed to different customers based on the local access transport area in which the call originates, however, calls originating from an end office switch not included in the customer's area of service for TFC Access Service will not be completed.

ISSUED:
May 1, 2012

Gary L. Kepley
Director - Regulatory Operations
5454 W. 110th Street
Overland Park, Kansas 66211

EFFECTIVE:
July 1, 2012

ACCESS SERVICE

6. Switched Access Service (Cont'd)

6.2 Provision and Description of Switched Access Service Arrangements (Cont'd) (C)

6.2.5 Miscellaneous Switched Access Service (Cont'd)

(B) Toll Free Code (TFC) Access Service (Cont'd)

(1) Description (Cont'd)

The provision of TFC Access Service requires access to the TFC Service Management System (TFC SMS) by a Responsible Organization on behalf of the customer or through direct access by the customer to the TFC SMS. When TFC Access Service originates from an end office equipped with equal access capabilities (i.e., FGD), all such service will be provisioned in accordance with the technical characteristics available with FGD. When TFC Access Service originates from an end office not equipped with equal access, such service will be provisioned in accordance with the technical characteristics available with FGC. For FGB customers, end offices lacking equal access capability or the TFC data base query function may only be served via an access tandem over FGD trunks or TFC Access Service trunk groups. Such service will be provisioned in accordance with the characteristics available with FGC or FGD. In either case, when more than one access tandem is involved in the transport of a TFC Access Service call, standard transmission characteristics are not guaranteed.

Unless prohibited by network considerations (e.g., different dialing plans), the customer's TFC Access Service traffic may, at the option of the customer, be combined in the same trunk group arrangement with the customer's non-TFC switched access traffic except as follows. Combining TFC Access Service traffic with the customer's direct routed switched access traffic will be allowed only when the end office is equipped to perform the TFC data base query. When required by network considerations, a separate trunk group must be established for TFC Access Service.

ISSUED:
May 1, 2012

Gary L. Kepley
Director - Regulatory Operations
5454 W. 110th Street
Overland Park, Kansas 66211

EFFECTIVE:
July 1, 2012

ACCESS SERVICE

6. Switched Access Service (Cont'd)

6.2 Provision and Description of Switched Access Service Arrangements (Cont'd) (C)

6.2.5 Miscellaneous Switched Access Service (Cont'd)

(B) Toll Free Code (TFC) Access Service (Cont'd)

(1) Description (Cont'd)

The TFC Access Service Data Base Query Charge, and the TFC Data Base Optional Service Features charge associated with various options ordered by the customer, as specified in Sections 6.1.3(D) preceding and 6.2.5(B) (3) following also apply.

(2) Technical Specifications

TFC Access Service trunk groups are provided with either Type B or Type C Transmission Specifications as follows:

- When routed directly to the end office either Type B or Type C is provided.
- When routed to an access tandem only Type B is provided.
- Type B or Type C is provided on the transmission path from the access tandem to the end office.

Type C Transmission Specifications are provided with Interface Group 1 when routed directly to an end office. Type Bi is provided with Interface Groups 2, 6 and 9, whether routed directly to an end office or to an access tandem.

Telephone Company switch and customer premises interfaces and design blocking criteria for Feature Group C apply to TFC Access Service.

ISSUED:
May 1, 2012

Gary L. Kepley
Director - Regulatory Operations
5454 W. 110th Street
Overland Park, Kansas 66211

EFFECTIVE:
July 1, 2012

ACCESS SERVICE

6. Switched Access Service (Cont'd)

6.2 Provision and Description of Switched Access Service Arrangements (Cont'd) (C)

6.2.5 Miscellaneous Switched Access Service (Cont'd)

(B) Toll Free Code (TFC) Access Service (Cont'd)

(3) TFC Data Base Optional Service Features

In addition to the 1+TFC-NXX-XXXX call routing described in (1) preceding, at the customer's option, the Telephone Company will perform additional call routing service options as follows:

(a) TFC to Local Exchange Number Translation

This option allows a TFC Access Service customer to specify standard local exchange telephone numbers for TFC call completion at the terminating end. When a TFC call is to be routed to a local exchange telephone number, the TFC Access Service customer must provide to its Responsible Organization or to the TFC SMS, the full ten digit local exchange number (NPA-NXX-XXXX) to be associated with the TFC number and indicate to which carrier the local exchange telephone number is to be delivered. If the TFC to Local Exchange Number Translation optional feature is used, the customer will be unable to determine that such calls originated as 1+TFC-NXX-XXXX dialed calls unless the customer also orders the Flexible Automatic Number Identification (Flex ANI) optional feature.

(b) Customized TFC Call Routing

This option allows for routing to multiple carriers, except as specified in Section 6.2.5(B) (1), or variable terminating locations for TFC call completion based on the following criteria:

ISSUED:
May 1, 2012

Gary L. Kepley
Director - Regulatory Operations
5454 W. 110th Street
Overland Park, Kansas 66211

EFFECTIVE:
July 1, 2012

ACCESS SERVICE

6. Switched Access Service (Cont'd)

6.2 Provision and Description of Switched Access Service Arrangements (Cont'd) (C)

6.2.5 Miscellaneous Switched Access Service (Cont'd)

(B) Toll Free Code (TFC) Access Service (Cont'd)

(3) TFC Data Base Optional Service Features (Cont'd)

(b) Customized TFC Call Routing (Cont'd)

- time of day
- time of week
- specific days of the year (e.g., December 25)
- percentage of traffic (in one percent increments)
- calling telephone number (unless technical limitations exist which do not provide for originating number identification)

With this option, TFC calls can be delivered to the carrier in either the direct dialed TFC number format or in the local exchange telephone number translated format. The customer must enter the desired format and the necessary ten digit local exchange telephone number, if any, into the TFC SMS or provide such information to its Responsible Organization for handling.

The rates for the TFC Data Base Optional Service Features described above are applied on a per query basis as set forth in Section 6.8.4(B) following. When a combination of one or more of the optional features is requested, only one such charge shall apply.

(C) Interim 500 Access Service

(1) Description

Interim 500 Access Service is an outgoing service providing the customer identification function (500 NXX screening) based on the first six digits of the dialed 500 number.

Originating Interim 500 Access Service is a trunk side switched service that is available to the customer via Interim 500 Access Service trunk groups, or can be provided to the customer in conjunction with FGC or FGD services. When combined with FGC or FGD, Interim 500 Access Service traffic can, at the option of the customer, be carried on the same group with non-500 Access traffic. When a 1+500+NXX+XXXX or 0+500+NXX+XXXX call is originated by an end user, the Telephone Company will perform the customer identification function based on the

ACCESS SERVICE

6. Switched Access Service (Cont'd)

6.2 Provision and Description of Switched Access Service Arrangements (Cont'd) (C)

6.2.5 Miscellaneous Switched Access Service (Cont'd)

(C) Interim 500 Access Service (Cont'd)

(1) Description (Cont'd)

dialed digits to determine the customer to which the call is to be routed. If the call originates from an end office not equipped to provide the customer identification function, the call will be routed to an office where the function is available. Once customer identification has been established, the call will be routed to the customer.

The manner in which Interim 500 Access Service is provided depends on whether the end office/ tandem from which the call originates has equal access capability with the customer identification function. In equal access end offices/ tandems which have customer identification function capability, Interim 500 Access Service is provided in accordance with technical characteristics available with FGD, either direct to the end office or via an equal access tandem on existing trunk groups. In end offices not equipped with equal access capabilities, Interim 500 Access Service will be provisioned in accordance with the technical characteristics available with FGC. At the customer's option, Interim 500 Access Service, 900 Access Service and 800 Access Service may be combined on the same trunk group. For a customer of FGC, Interim 500 Access Service can be provided through an existing trunk group or separate FGC trunk group which handles Interim 500 Access Service. At the customer's option, Interim 500 Access Service can be provided from both equal access and non-equal access end office switches over an FGD trunk group from the access tandem to the customer's premises if the customer can accept, on that trunk group, both exchange access and conventional signaling.

At the carrier's option all 500 attempts will be passed to the identified IC, who subsequently can screen the appropriate ANI II digits for call disposition. The ANI II digits are described in Technical Reference Publication FR-64. This option is available in technically capable equal access offices.

ISSUED:
May 1, 2012

Gary L. Kepley
Director - Regulatory Operations
5454 W. 110th Street
Overland Park, Kansas 66211

EFFECTIVE:
July 1, 2012

ACCESS SERVICE

6. Switched Access Service (Cont'd)

6.2 Provision and Description of Switched Access Service Arrangements (Cont'd) (C)

6.2.5 Miscellaneous Switched Access Service (Cont'd)

(C) Interim 500 Access Service (Cont'd)

(1) Description (Cont'd)

Interim 500 Access Service originating from equal access end offices with the customer identification function will be provided using exchange access signaling with overlap out-pulsing and ten digit ANI. Interim 500 Access Service originating from equal access end offices/tandems without the customer identification function, from end offices not having equal access capability, or for calls routed through operator services, will be provided using conventional signaling. On traffic using conventional signaling, other than FGC, the customer's facilities shall provide off hook supervision upon receipt of the transmitted digits.

Additionally, nonrecurring charges as specified in 6.1.3(F) preceding and 6.8.7 following also apply.

Pass-through charges apply to query information provided to the Telephone Company by connecting local exchange companies in order to perform the translations required to complete Interim 500 Access Service calls. The pass-through charges will be provided to the Telephone Company by the connecting local exchange company. Pass-through rates set forth in Section 6.8.7 following, and are applied on a per query basis.

ISSUED:
May 1, 2012

Gary L. Kepley
Director - Regulatory Operations
5454 W. 110th Street
Overland Park, Kansas 66211

EFFECTIVE:
July 1, 2012

ACCESS SERVICE

6. Switched Access Service (Cont'd)

6.2 Provision and Description of Switched Access Service Arrangements (Cont'd) (C)

6.2.5 Miscellaneous Switched Access Service (Cont'd)

(C) Interim 500 Access Service (Cont'd)

(2) Technical Specifications

Interim 500 Access Service trunk groups are provided with either Type B or Type C Transmission Specifications as follows:

- When routed directly to the end office either Type B or Type C is provided.
- When routed to an access tandem only Type B is provided.
- Type B or Type C is provided on the transmission path from the access tandem to the end office.

Type C Transmission Specifications are provided with Interface Group 1 when routed directly to an end office. Type B is provided with Interface Groups 2, 6 and 9, whether routed directly to an end office or to an access tandem.

Telephone Company switch and customer premises interfaces apply to Interim 500 Access Service.

ISSUED:
May 1, 2012

Gary L. Kepley
Director - Regulatory Operations
5454 W. 110th Street
Overland Park, Kansas 66211

EFFECTIVE:
July 1, 2012

ACCESS SERVICE

6. Switched Access Service (Cont'd)

6.2 Provision and Description of Switched Access Service Arrangements (Cont'd) (C)

6.2.5 Miscellaneous Switched Access Service (Cont'd)

(D) 900 Access Service

(1) Description

Originating 900 Access Service is a trunk side switched service that is available to the customer via 900 Access Service trunk groups, or can be provided to the customer in conjunction with FGB, FGC, or FGD services. When combined with FGB, FGC, or FGD, 900 Access Service traffic can, at the option of the customer, be carried on the same group with non-900 Access traffic. When a 1+900+NXX+XXXX call is originated by an end user, the Telephone Company will perform the customer identification function based on the dialed digits to determine the customer to which the call is to be routed. If the call originates from an end office not equipped to provide the customer identification function, the call will be routed to an office where the function is available. Once customer identification has been established, the call will be routed to the customer.

The manner in which 900 Access Service is provided depends on whether the end office from which the call originates has equal access capability and/or the customer identification function. In equal access end offices which have customer identification function capability, 900 Access Service is provided in accordance with technical characteristics available with FGD (however, ANI is required with 900 Access Service), either direct to the end office or via an equal access tandem on existing trunk groups. In end offices not equipped with equal access capabilities, 900 Access Service will be provisioned in accordance with the technical characteristics available with FGC. Customers other than customers of FGC, may only be served via an access tandem over 900 Access Service trunks when the end office lacks equal access capability or the customer identification function. At the customer's option, 900 Access Service and 800 Access Service may be combined on the same trunk group. For a customer of FGC, 900 Access Service can be provided through an existing trunk group or separate FGC trunk group handles 900 Access Service. 900 Access Service calls which are routed through operator services will be delivered at the equal access tandem over FGC

ISSUED:
May 1, 2012

Gary L. Kepley
Director - Regulatory Operations
5454 W. 110th Street
Overland Park, Kansas 66211

EFFECTIVE:
July 1, 2012

ACCESS SERVICE

6. Switched Access Service (Cont'd)

6.2 Provision and Description of Switched Access Service Arrangements (Cont'd) (C)

6.2.5 Miscellaneous Switched Access Service (Cont'd)

(D) 900 Access Service (Cont'd)

(1) Description (Cont'd)

or FGD. At the customer's option, 900 Access Service can be provided from both equal access non-equal access end office switches over an FGD trunk group from the access tandem to the customer's premises if the customer can accept, on that trunk group, both exchange access and conventional signaling.

The Telephone Company will block calls to a 900 number dialed 1+ from pay telephones, 0+, O-, 101XXXX, third number service, detention centers, mental institutions, hotel/motel service and calling cards. The customer may request, via an ASR to the Telephone Company, unblocking of 0+ and 0- 900 calling on all classes of services except detention centers.

At the carrier's option all 900 attempts will be passed to the identified IC, who subsequently can screen the appropriate ANI II digits for call disposition. The ANI II digits are described in Technical Reference Publication FR-64. This option is available in technically capable equal access offices.

900 Access Service originating from equal access end offices with the customer identification function will be provided using exchange access signaling with overlap outputting and ten digit ANI. 900 Access Service originating from equal access end offices without the customer identification function, from end offices not having equal access capability, or for calls routed through operator services, will be provided using conventional signaling. On traffic using conventional signaling, other than FGC, the customer's facilities shall provide off hook supervision upon receipt of the transmitted digits. Additionally, nonrecurring charges as specified in 6.1.3(E) preceding and 6.8.5 following also apply.

(2) Technical Specifications

900 Access Service trunk groups are provided with either Type B or Type C Transmission Specifications as follows:

- When routed directly to the end office either Type B or Type C is provided.

ACCESS SERVICE

6. Switched Access Service (Cont'd)

6.2 Provision and Description of Switched Access Service Arrangements (Cont'd) (C)

6.2.5 Miscellaneous Switched Access Service (Cont'd)

(D) 900 Access Service (Cont'd)

(2) Technical Specifications (Cont'd)

- When routed to an access tandem only Type B is provided.
- Type B or Type C is provided on the transmission path from the access tandem to the end office.

Type C Transmission Specifications are provided with Interface Group 1 when routed directly to an end office. Type B is provided with Interface Groups 2, 6 and 9, whether routed directly to an end office or to an access tandem.

Telephone Company switch and customer premises interfaces and design blocking criteria for Feature Group C apply to 900 Access Service.

6.2.6 Reserved for Future Use (N)

6.2.7 Reserved for Future Use (N)

ACCESS SERVICE

(N)

6. Switched Access Service (Cont'd)6.2 Provision and Description of Switched Access Service Arrangements (Cont'd)6.2.8 OptiPoint Services(A) Basic Service Description

OptiPoint services provide point-to-point high speed synchronous optical fiber-based full duplex data transmission capabilities. There are four levels of OptiPoint services: OptiPoint-3 (OC3) is provided at a terminating bit rate of 155.52 Mbps; OptiPoint-12 (OC12) is provided at a terminating bit rate of 622.08 Mbps; and OptiPoint-48 (OC48) is provided at a terminating bit rate of 2488.32 Mbps.

OptiPoint services are provided on a month-to-month basis or for periods of one, three or five years. When a customer orders OptiPoint service, the customer and the Telephone Company will work cooperatively to plan, engineer, provision and manage the OptiPoint circuits.

(1) Entrance Facilities

OptiPoint entrance facility channels may be used to connect the following:

- a customer designated premises to another customer designated premises, configured at wire center locations between the two premises; or
- a customer designated premises to a Telephone Company location where service configuration is performed.

(N)

ISSUED:
May 1, 2012Gary L. Kepley
Director - Regulatory Operations
5454 W. 110th Street
Overland Park, Kansas 66211EFFECTIVE:
July 1, 2012

ACCESS SERVICE

(N)

6. Switched Access Service (Cont'd)

6.2 Provision and Description of Switched Access Service Arrangements (Cont'd)

6.2.8 OptiPoint Services

(A) Basic Service Description (Cont'd)

(1) Entrance Facilities (Cont'd)

(a) Based on customer requirements, OC3 service may be provisioned in the following configurations:

(i) OC3 - three Synchronous Transport Signals (STS1) channels which each contain the following:

- one DS3 or STS1 that is STS1 mapped;
- up to 28 DS1s that are VT mapped;
- an STS1 channel without constraint to payload mapping; or

(ii) A single concatenated OC3c channel that is STS3c mapped.

(b) Based on customer requirements, OC12 service may be provisioned in the following configurations:

(i) OC12 - twelve STS1 channels which each contain:

- one DS3 or STS1 that is STS1 mapped;
- up to 28 DS1s that are VT mapped;
- an STS1 channel without constraint to payload mapping;

(N)

ACCESS SERVICE

(N)

6. Switched Access Service (Cont'd)

6.2 Provision and Description of Switched Access Service Arrangements (Cont'd)

6.2.8 OptiPoint Services

(A) Basic Service Description (Cont'd)

(1) Entrance Facilities (Cont'd)

(b) (Cont'd)

(ii) Up to four concatenated OC3c channels that are STS3c mapped;

(iii) From one to three OC3c channels that are STS3c mapped, mixed with from three to nine STS1 channels subject to utilization of the total OC12 capacity; or

(iv) A single concatenated OC12c channel that is STS12c mapped.

(c) Based on customer requirements, OC48 service may be provisioned in the following configurations:

(i) OC48 – forty-eight STS1 channels which each contain:

- one DS3 or STS1 that is STS1 mapped;
- an STS1 channel without constraint to payload mapping;

(ii) Up to four concatenated OC12c channels that are STS12c mapped;

(N)

ACCESS SERVICE

(N)

6. Switched Access Service (Cont'd)

6.2 Provision and Description of Switched Access Service Arrangements (Cont'd)

6.2.8 OptiPoint Services

(A) Basic Service Description (Cont'd)

(1) Entrance Facilities (Cont'd)

(c) (Cont'd)

- (iii) Up to sixteen concatenated OC3c channels that are STS3c mapped;
- (iv) From one to three OC3c channels that are STS3c mapped, mixed with from 39 to 45 STS1 channels subject to utilization of the total OC48 capacity; or
- (v) From one to three OC12c channels that are STS12c mapped, mixed with from four to twelve OC3 channels subject to utilization of the total OC48 capacity.

Current SONET standards do not provide for asynchronous DS3 to DS1 multiplexing. An STS1 channel may be mapped for either one DS3 or 28 DS1s. However, DS1s within a DS3 are not accessible within the SONET architecture, and their performance cannot be guaranteed for this reason. When the customer requests that an OC3, OC12 or OC48 service be configured with a combination of DS3 and DS1 channels, a DS3 to DS1 multiplexing arrangement will be required.

Upon ordering OptiPoint service, the customer is responsible for identifying the STS signal configuration. This information is used in determining the route and connection in the network. If a new configuration is requested subsequent to the initial activation, a service reconfiguration charge will apply on a per service basis, as set forth in Section 6.8.2(E)(10). The service reconfiguration charge is in addition to all applicable configuration node and configuration card charges associated with the new configuration.

(N)

ISSUED:
May 1, 2012

Gary L. Kepley
Director - Regulatory Operations
5454 W. 110th Street
Overland Park, Kansas 66211

EFFECTIVE:
July 1, 2012

ACCESS SERVICE

(N)

6. Switched Access Service (Cont'd)6.2 Provision and Description of Switched Access Service Arrangements (Cont'd)6.2.8 OptiPoint Services(A) Basic Service Description (Cont'd)(1) Entrance Facilities (Cont'd)

OptiPoint service is provided with electronics that automatically activate in case of failure of the primary electronics. Since OptiPoint is a point-to-point service, SONET ring survivability will not be available. Rates for additional protection options requested by the customer will be quoted on an individual case basis and are in addition to the rates for OC3, OC12 and OC48 service.

OptiPoint entrance facilities provided to a customer's designated premises will be installed in a single, common space under Telephone Company control. An OptiPoint entrance facility may not be split between premises or terminated in multiple locations within a premises. The customer must provide suitable floor space, environmental controls and non-switched AC power to support the OptiPoint entrance facility at the customer's premises location.

OptiPoint entrance facilities will be provided with or without Telephone Company provided terminal equipment at the customer's premises. When a customer elects to furnish its own terminal equipment at the customer's premises, the customer will work cooperatively with the Telephone Company to provide a compatible physical interface, and will identify approved equipment types for use in conjunction with Telephone Company provided equipment. The customer is responsible for providing all facilities and cabling necessary to connect customer provided equipment to this interface.

(N)

ISSUED:
May 1, 2012Gary L. Kepley
Director - Regulatory Operations
5454 W. 110th Street
Overland Park, Kansas 66211EFFECTIVE:
July 1, 2012

ACCESS SERVICE

(N)

6. Switched Access Service (Cont'd)6.2 Provision and Description of Switched Access Service Arrangements (Cont'd)6.2.8 OptiPoint Services(A) Basic Service Description (Cont'd)(1) Entrance Facilities (Cont'd)

When entrance facilities are ordered in conjunction with special access high capacity services provisioned without terminating equipment at the customer's premises as set forth in Section 7 following, a common interface will be provisioned in accordance with the conditions governing shared use of facilities as set forth in Section 7.4.8 following. Switched access rates and charges as set forth in Section 6.8.2(A) following will apply for each channel of the shared use facility that is used to provide switched access service.

OC3, OC12 and OC48 services may be configured for lower bandwidth services, at suitably equipped wire centers, by using appropriate OC3, OC12 or OC48 configuration nodes as set forth in (2) following.

OptiPoint entrance facilities are available only where facilities and operating conditions permit. The Telephone Company will work cooperatively with the customer to determine if suitable existing Telephone Company SONET based facilities are available to provide the service. The Telephone Company will not provision this service on facilities which are not suitable for OptiPoint. Where facilities and/or operating conditions do not permit the provision of OptiPoint entrance facilities, and the customer desires the Telephone Company to provision OptiPoint service, Special Construction charges, as set forth in Section 14 following, may apply.

(N)

ISSUED:
May 1, 2012Gary L. Kepley
Director - Regulatory Operations
5454 W. 110th Street
Overland Park, Kansas 66211EFFECTIVE:
July 1, 2012

ACCESS SERVICE

(N)

6. Switched Access Service (Cont'd)

6.2 Provision and Description of Switched Access Service Arrangements (Cont'd)

6.2.8 OptiPoint Services

(A) Basic Service Description (Cont'd)

(2) Service Configuration

There are two types of charges associated with a service configuration as described following:

- (a) Configuration Node - is an arrangement at the system level that allows an OC3 service bandwidth to add or drop lower level signals up to three DS3s or STS1s or three groups of twenty-eight DS1s. An OC12 service bandwidth can add or drop lower level signals up to four OC3s or twelve DS3s or STS1s or equivalent combinations of OC3s, DS3s, STS1s and DS1s. An OC48 service bandwidth can add or drop lower level signals up to four OC12s, sixteen OC3s, forty-eight DS3s or STS1s or equivalent combinations of OC12s, OC3s, DS3s and STS1s.

When the customer requests that a DS1 channel be connected to an OC48 service terminating at a Telephone Company central office, a DS3 to DS1 or STS1 to DS1 multiplexing arrangement, as set forth in 6.1.3(B)(5)(d) preceding, may be required.

Direct trunked transport can be connected between serving wire centers with configuration nodes at a lower OC-n speed than the channel termination, if the transport is between a lower speed configuration function and one of the following:

(N)

ACCESS SERVICE

(N)

6. Switched Access Service (Cont'd)

6.2 Provision and Description of Switched Access Service Arrangements (Cont'd)

6.2.8 OptiPoint Services

(A) Basic Service Description (Cont'd)

(2) Service Configuration (Cont'd)

(a) (Cont'd)

- another lower speed configuration function; or
- another lower speed channel termination.

All of the above terminations must be provided at the same speed as the transport.

- (b) Configuration Card - provides for the interface at which a channelized or lower speed service terminates or originates from an OptiPoint optical line terminated at a customer designated premises or a Telephone Company central office. DS1, DS3, OC3 concatenated, and STS-1 level cards are available for interfacing OptiPoint-3 service with lower level signals. DS1, DS3, OC3, OC3 concatenated, OC12 concatenated and STS-1 level cards are available for interfacing with OptiPoint-12 service. DS3, OC3, OC12, OC3 concatenated, OC12 concatenated and STS-1 level cards are available for interfacing with OptiPoint-48 service. When full OC3, OC12 and OC48 concatenated service is provided, no configuration node is required.

(N)

ACCESS SERVICE

(N)

6. Switched Access Service (Cont'd)

6.2 Provision and Description of Switched Access Service Arrangements (Cont'd)

6.2.8 OptiPoint Services

(A) Basic Service Description (Cont'd)

(2) Service Configuration (Cont'd)

When a customer requests an OptiPoint service configuration, both the applicable node and card rate elements will apply. The rates for the configuration node and associated card(s) apply at the end office, and at each end of the entrance facility when Telephone Company provided terminal equipment is provided at the customer premises.

When the customer elects to furnish its own terminal equipment at the customer premises, the rates for the configuration node and associated card(s) apply only at the end of the entrance facility where Telephone Company equipment is provided.

Due to the technical limitations of SONET facilities, additional regeneration equipment may be required for essential detection and retransmission of SONET signals between the customer's premises and the Telephone Company serving wire center for that premises. Additional regeneration equipment will only be provided by the Telephone Company when the actual fiber facility distance between the customer's premises and serving wire center exceeds SONET design limits. A monthly recurring SONET Regeneration charge, as set forth in 6.8.2(E)(11) following, will apply for each regenerator required for the provision of OptiPoint service.

Rates and charges for the configuration node and configuration cards are set forth in 6.8.2(E) following. Additional labor charges as set forth in Section 13 following will apply to configuration changes for STS level service.

(N)

ISSUED:
May 1, 2012

Gary L. Kepley
Director - Regulatory Operations
5454 W. 110th Street
Overland Park, Kansas 66211

EFFECTIVE:
July 1, 2012

ACCESS SERVICE

(N)

6. Switched Access Service (Cont'd)

6.2 Provision and Description of Switched Access Service Arrangements (Cont'd)

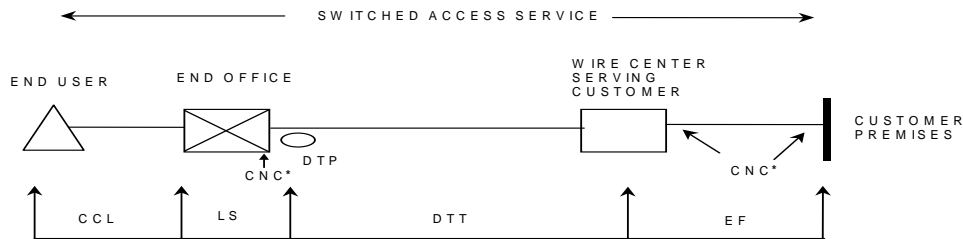
6.2.8 OptiPoint Services

(A) Basic Service Description (Cont'd)

(2) Service Configuration (Cont'd)

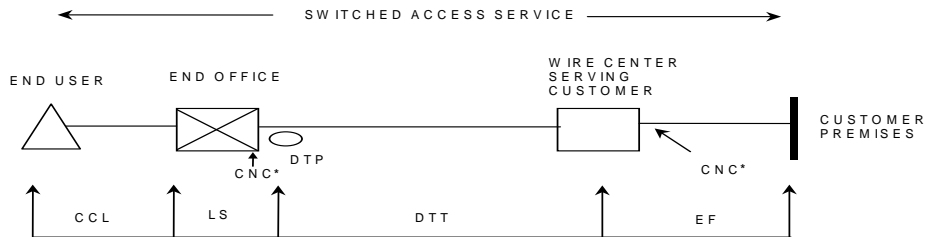
The following diagrams depict generic views of the components of OptiPoint Service.

(A) OptiPoint Service with Telephone Company Provided Terminal Equipment at the Customer Premises



CCL: CARRIER COMMON LINE
LS: LOCAL SWITCHING
DTT: DIRECT-TRUNKED TRANSPORT
EF: ENTRANCE FACILITY
DTP: DEDICATED TRUNK PORT
CNC: CONFIGURATION NODE & CARDS
* WHERE APPLICABLE

(B) OptiPoint Service without Telephone Company Provided Terminal Equipment at the Customer Premises



CCL: CARRIER COMMON LINE
LS: LOCAL SWITCHING
DTT: DIRECT-TRUNKED TRANSPORT
EF: ENTRANCE FACILITY
DTP: DEDICATED TRUNK PORT
CNC: CONFIGURATION NODE & CARDS
* WHERE APPLICABLE

(N)

ACCESS SERVICE

(N)

6. Switched Access Service (Cont'd)

6.2 Provision and Description of Switched Access Service Arrangements (Cont'd)

6.2.8 OptiPoint Services

(B) Conditions

The rates and charges for OptiPoint services are set forth in Section 6.8.2 following and are in addition to any applicable rates and charges set forth in any other sections of this service guide. Nonrecurring charges and monthly recurring rates applicable for OptiPoint service are billed in advance. A nonrecurring service upgrade charge as described in Section 6.8.2(E)(9) following may also apply to OptiPoint services.

- (1) Nonrecurring charges are one-time charges that apply for a specific work activity (i.e., installation of service) and are developed at full cost recovery on a labor hours per labor time basis. For customers who elect the one year commitment period the nonrecurring charge will apply for the installation of the service. However, if at the end of the one year commitment period the customer elects to renew their one year commitment plan, a nonrecurring charge will not apply for the renewal.
- (2) Monthly recurring charges are flat recurring rates that apply each month or fraction thereof that a specific rate element is provided regardless of the amount of usage. For billing purposes, each month is considered to have 30 days.

(N)

ISSUED:
May 1, 2012

Gary L. Kepley
Director - Regulatory Operations
5454 W. 110th Street
Overland Park, Kansas 66211

EFFECTIVE:
July 1, 2012

ACCESS SERVICE

(N)

6. Switched Access Service (Cont'd)

6.2 Provision and Description of Switched Access Service Arrangements (Cont'd)

6.2.8 OptiPoint Services

(B) Conditions (Cont'd)

- (3) OptiPoint service is available on a month-to-month basis or for minimum commitment periods of one, three or five years. If the customer requests that service be discontinued prior to the expiration of the one, three or five year minimum commitment period, a 50% penalty will be assessed for the remaining months of the term. For example, if a customer who has selected the three year option terminates service in month 12, they will be charged 50% of the remaining 24 months of billing. Additionally, customers may discontinue service, without penalty, should the monthly recurring rates increase by 10% or more at any one time. Upon expiration of the one, three or five year minimum commitment period, the customer may renew their OptiPoint service at month-to-month service rates. If the customer does not specify renewal terms in writing 90 days prior to the expiration of the one, three or five year service period, the commitment period and OptiPoint rates in effect at the time of expiration will automatically renew. The customer can terminate OptiPoint service at the end of the minimum commitment period with no penalty or obligation to continue the service. Further, if the customer notifies the Telephone Company in writing 90 days prior to the expiration of the one, three or five year service period, the commitment period and OptiPoint rates in effect at the time of expiration will automatically renew.

(N)

ISSUED:
May 1, 2012

Gary L. Kepley
Director - Regulatory Operations
5454 W. 110th Street
Overland Park, Kansas 66211

EFFECTIVE:
July 1, 2012

ACCESS SERVICE

(N)

6. Switched Access Service (Cont'd)

6.2 Provision and Description of Switched Access Service Arrangements (Cont'd)

6.2.8 OptiPoint Services

(B) Conditions (Cont'd)

(3) (Cont'd)

The customer can terminate OptiPoint service at the end of the minimum commitment period with no penalty or obligation to continue the service. Further, if the customer notifies the Telephone Company in writing 90 days prior to the expiration date of their minimum commitment period with their intent to not renew their OptiPoint service, the customer will have six (6) months after the expiration date to submit their disconnect order(s). If the customer fails to submit their disconnect order(s), by the end of the six (6) month period, the commitment period in effect at the time of the original expiration period will automatically renew at the current tariffed rates. If the customer submits their disconnect order(s) after the six (6) month period, termination liability charges will apply. Termination liability charges will be calculated at 50 % of the monthly recurring charges for the remaining months of the commitment period up to a maximum of twelve (12) months. Time from the expiration of the original commitment period until the disconnect order(s) are received will apply for calculation of the termination liability charges.

Customers may upgrade OptiPoint service without incurring termination liability charges under the following circumstances:

- (1) The order for the disconnect of the existing OptiPoint and the order for the upgraded OptiPoint must be received at the same time.
- (2) The new OptiPoint is provided between the same customer and central office locations as the discontinued service.
- (3) The service period of the new OptiPoint is equal to or greater than the service period of the existing OptiPoint service.

(N)

ISSUED:
May 1, 2012

Gary L. Kepley
Director - Regulatory Operations
5454 W. 110th Street
Overland Park, Kansas 66211

EFFECTIVE:
July 1, 2012

ACCESS SERVICE

6. Switched Access Service (Cont'd)

6.3 Local Switching Optional Features (where equipment is available) (Cont'd)

(F) Automatic Number Identification (ANI) (Cont'd)

The seven-digit ANI telephone number is available with Feature Group B provided using Direct-Trunked Transport and with Feature Group C. With these Feature Groups, technical limitations may exist in Telephone Company switching facilities that require ANI to be provided only on a directly trunked basis. ANI will be transmitted on all calls except those originating from multiparty lines, pay telephones using Feature Group B, or when an ANI failure has occurred.

(C)
|
(C)

The ten digit ANI telephone number is only available with Feature Group D. The ten digit ANI telephone number consists of the Numbering Plan Area (NPA) plus the seven digit ANI telephone number. The ten digit ANI telephone number will be transmitted on all calls except those identified as multiparty line or ANI failure, in which case only the NPA will be transmitted (in addition to the information digit described below).

With Feature Group C, ANI is provided from end offices at which Telephone Company recording for end user billing is not provided, or where it is not required, as with TFC service. It is not provided from end offices for which the Telephone Company needs to forward ANI to its recording equipment.

Where ANI cannot be provided, e.g., on calls from 4 and 8 party services, information digits will be provided to the customer.

The information digits identify: (1) telephone number is the station billing number - no special treatment required, (2) multiparty line - telephone number is a 4- or 8-party line and cannot be identified - number must be obtained via an operator or in some other manner, (3) ANI failure has occurred in the end office switch which prevents identification of calling telephone number - must be obtained by operator or in some other manner, (4) hotel/motel originated call which requires room number identification, (5)

ACCESS SERVICE

6. Switched Access Service (Cont'd)

6.4 Transmission Specifications (Cont'd)

6.4.3 Interface Groups

Four interface groups are provided for terminating an Entrance Facility at the customer's premises. Interface groups define the transmission characteristics associated with the Entrance Facility and all transport facilities with which it is interconnected.

(M)

(C)

(C)

Network Channel (NC) codes, feature group and technical specifications provide the available supervisory signaling options. The combination of the interface group and supervisory signaling ordered will identify the appropriate premises interface code (network channel interface code). Feature group and technical specifications are set forth in Technical Reference Publication GR-3334.

(M)

(M)

Depending upon the interface group chosen by the customer, multiplexing arrangements may also be required. When the customer requests interconnection of an Entrance Facility to a Direct-Trunked Transport or Tandem-Switched Transport, and the interconnecting facilities use connections with different capacities or bandwidths, multiplexing arrangements are required to provide the interconnection. A multiplexing arrangement is also required to interconnect certain facilities with specific switch types. Multiplexing is available as set forth in 6.1.3(B)(4)(d) preceding.

(N)

(N)

(M) This material previously appeared on Page 151.

ISSUED:
May 1, 2012

Gary L. Kepley
Director - Regulatory Operations
5454 W. 110th Street
Overland Park, Kansas 66211

EFFECTIVE:
July 1, 2012

ACCESS SERVICE

6. Switched Access Service (Cont'd)

6.4 Transmission Specifications (Cont'd)

6.4.3 Interface Groups (Cont'd)

As a result of the customer's access order and the type of Telephone Company transport facilities serving the customer's premises, the need for signaling conversions or two-wire to four-wire conversions, or the need to terminate digital or high frequency facilities in channel bank equipment may require that Telephone Company equipment be placed at the customer's premises. For example, if a voice frequency interface is ordered by the customer and the Telephone Company facilities serving the customer's premises are digital, then Telephone Company channel bank equipment must be placed at the customer's premises in order to provide the voice frequency interface ordered by the customer.

Interface Group 1 is provided with Type C Transmission Specifications, and Interface Groups 2, 6 and 9 are provided with Type A or B Transmission Specifications, depending on the Feature Group and whether the Access Service is routed directly or through an access tandem. All interface Groups are provided with Data Transmission Parameters.

(M)

(M)

(M) This material previously appeared on Page 151

ISSUED:
May 1, 2012

Gary L. Kepley
Director - Regulatory Operations
5454 W. 110th Street
Overland Park, Kansas 66211

EFFECTIVE:
July 1, 2012

ACCESS SERVICE

6. Switched Access Service (Cont'd)

6.4 Transmission Specifications (Cont'd)

6.4.3 Interface Groups (Cont'd)

Only certain premises interfaces are available at the customer's premises. The premises interfaces associated with the Interface Groups may vary among Feature Groups. The various premises interfaces which are available with the Interface Groups, and the Feature Groups with which they may be used, are set forth in 6.4.3(E) following.

(A) Interface Group 1

Interface Group 1, except as set forth in the following, provides two-wire analog voice frequency transmission at the point of termination at the customer's premises. The interface is capable of transmission of voice and associated telephone signals within the frequency bandwidth of approximately 300 to 3000 Hz.

Interface Group 1 is not provided in association with FGC and FGD when the first point of switching is an access tandem. In addition, Interface Group 1 is not provided in association with FGB, FGC or FGD when the first point of switching provides only four-wire terminations.

The transmission path between the point of termination at the customer's premises and the first point of switching may be comprised of any form or configuration of plant capable of and typically used in the telecommunications industry for the transmission of voice and associated telephone signals within the frequency bandwidth of 300 to 3000 Hz.

The interface is provided with loop supervisory signaling. When the interface is associated with FGA, such signaling will be loop start or ground start signaling. When the interface is associated with FGB, FGC or FGD, such signaling, except for two-way calling, which is E&M signaling, will be reverse battery signaling.

(M)

(C)

(M)

(M) This material previously appeared on Pages 152 and 153.

ISSUED:
May 1, 2012

Gary L. Kepley
Director - Regulatory Operations
5454 W. 110th Street
Overland Park, Kansas 66211

EFFECTIVE:
July 1, 2012

ACCESS SERVICE

6. Switched Access Service (Cont'd)

6.4 Transmission Specifications (Cont'd)

6.4.3 Interface Groups (Cont'd)

(B) Interface Group 2

Interface Group 2 provides four-wire analog voice frequency transmission at the point of termination at the customer's premises. The interface is capable of transmission of voice and associated telephone signals within the frequency bandwidth of approximately 300 to 3000 Hz.

The transmission path between point of termination at the customer's premises and the first point of switching may be comprised of any form or configuration of plant capable of and typically used in the telecommunications industry for the transmission of voice and associated telephone signals within the frequency bandwidth of approximately 300 to 3000 Hz.

The interface is provided with loop supervisory signaling. When the interface is associated with FGA, such signaling will be loop start or ground start signaling. When the interface is associated with FGB, FGC or FGD, such signaling, except for two-way calling which is E&M signaling, will be reverse battery signaling.

(M)

(M)

(M) This material previously appeared on Page 153 and 154.

ISSUED:
May 1, 2012

Gary L. Kepley
Director - Regulatory Operations
5454 W. 110th Street
Overland Park, Kansas 66211

EFFECTIVE:
July 1, 2012

ACCESS SERVICE

6. Switched Access Service (Cont'd)

6.4 Transmission Specifications (Cont'd)

6.4.3 Interface Groups (Cont'd)

(C) Interface Group 6

Interface Group 6 provides DS1 level digital transmission at the point of termination at the customer's premises. The interface is capable of transmitting electrical signals at a nominal 1.544 Mbps, with the capability to channelize up to twenty-four voice frequency transmission paths. Before the first point of switching, when analog switching utilizing analog terminations is provided, the Telephone Company will provide multiplex and channel bank equipment to derive 24 transmission paths of a frequency bandwidth of approximately 300 to 3000 Hz. When digital switching or analog switching with digital carrier terminations is provided, the Telephone Company will provide, at the first point of switching, a DS1 signal in D3/D4 format.

The interface is provided with individual transmission path bit stream supervisory signaling.

(M)

(M)

(M) This material previously appeared on Page 156

ISSUED:
May 1, 2012

Gary L. Kepley
Director - Regulatory Operations
5454 W. 110th Street
Overland Park, Kansas 66211

EFFECTIVE:
July 1, 2012

ACCESS SERVICE

6. Switched Access Service (Cont'd)

6.4 Transmission Specifications (Cont'd)

6.4.3 Interface Groups (Cont'd)

(D) Interface Group 9

Interface Group 9 provides DS3 level digital transmission at the point of termination at the customer's premises. The interface is capable of transmitting electrical signals at a nominal 44.736 Mbps, with the capability to channelize up to 672 voice frequency transmission paths. Before the first point of switching, when analog switching utilizing analog terminations is provided, the Telephone Company will provide multiplex and channel bank equipment to derive up to 672 transmission paths of a frequency bandwidth of approximately 300 to 3000 Hz. When digital switching, or analog switching with digital carrier terminations is provided, the Telephone Company will provide, at the first point of switching, DS1 signals in D3/D4 format.

The interface is provided with individual transmission path bit stream supervisory signaling.

(M)

(M)

(M) This material previously appeared on Page 158 and 159.

ISSUED:
May 1, 2012

Gary L. Kepley
Director - Regulatory Operations
5454 W. 110th Street
Overland Park, Kansas 66211

EFFECTIVE:
July 1, 2012

ACCESS SERVICE

6. Switched Access Service (Cont'd)

6.4 Transmission Specifications (Cont'd)

6.4.3 Interface Groups (Cont'd)

(E) Available Premises Interface Codes

Following is a matrix showing, for each Interface Group, which premises interface codes are available as a function of the Telephone Company switch supervisory signaling and Feature Group. Each premises interface is identified by a specific premises interface code. Voice trunks are available with Interface Groups 1, 2, 6 and 9. Signaling links are available with Interface Groups 6 and 9. For explanations of these codes, see the Glossary of Channel Interface Codes in 7.3.1 following.

Interface Group	Telephone Company Switch Supervisory Signaling	Premises Interface Code	Feature Group			
			A	B	C	D
1	LO	2LS2	X			
	LO	2LS3	X			
	GO	2GS2	X			
	GO	2GS3	X			
	RV, EA, EB, EC	2DX3		X	X	X
	RV, EA, EB, EC	4EA2-E		X	X	X
	RV, EA, EB, EC	4EA3-E		X	X	X
	RV, EA, EB, EC	4EA2-M		X	X	X
	RV, EA, EB, EC	4EA3-M		X	X	X
	RV, EA, EB, EC	6EB2-E		X	X	X
	RV, EA, EB, EC	6EB3-E		X	X	X
	RV, EA, EB, EC	6EB2-M		X	X	X
	RV, EA, EB, EC	6EB3-M		X	X	X
	EA, EB, EC	6EC2			X	X
	EA, EB, EC	6EC3			X	X
	RV	2RV3-O		X	X	X
	RV	2RV3-T		X	X	X
	CCS	2NO2				X

(M)

(M)

(M) This material previously appeared on Page 160.

ISSUED:
May 1, 2012

Gary L. Kepley
Director - Regulatory Operations
5454 W. 110th Street
Overland Park, Kansas 66211

EFFECTIVE:
July 1, 2012

ACCESS SERVICE

6. Switched Access Service (Cont'd)

6.4 Transmission Specifications (Cont'd)

6.4.3 Interface Groups (Cont'd)

(E) Available Premises Interface Codes (Cont'd)

<u>Interface Group</u>	<u>Telephone Company Switch Supervisory Signaling</u>	<u>Premises Interface Code</u>	<u>Feature Group</u>			
			<u>A</u>	<u>B</u>	<u>C</u>	<u>D</u>
2	LO, GO	4SF2	X			
	LO	4LS2	X			
	GO	4GS2	X			
	LO, GO	6EX2-B	X			
	RV, EA, EB, EC	4SF2		X	X	X
	RV, EA, EB, EC	4DX2		X	X	X
	RV, EA, EB, EC	6DX2			X	
	RV, EA, EB, EC	6EA2-E		X	X	X
	RV, EA, EB, EC	6EA2-M		X	X	X
	RV, EA, EB, EC	8EB2-E		X	X	X
	EA, EB, EC	8EC2-M			X	X
	RV	4RV2-O		X	X	X
	RV	4RV2-T		X	X	X
	CCS	4NO2				X

(M)

(M)

(M) This material previously appeared on Page 161.

ISSUED:
May 1, 2012

Gary L. Kepley
Director - Regulatory Operations
5454 W. 110th Street
Overland Park, Kansas 66211

EFFECTIVE:
July 1, 2012

ACCESS SERVICE

6. Switched Access Service (Cont'd)

6.4 Transmission Specifications (Cont'd)

6.4.3 Interface Groups (Cont'd)

(E) Available Premises Interface Codes (Cont'd)

<u>Interface Group</u>	<u>Telephone Company Switch Supervisory Signaling</u>	<u>Premises Interface Code</u>	<u>Feature Group</u>			
			<u>A</u>	<u>B</u>	<u>C</u>	<u>D</u>
6	LO, GO	4DS9-15	X			
	LO, GO	4DS9-15L	X			
	RV, EA, EB, EC	4DS9-15		X	X	X
	RV, EA, EB, EC	4DS9-15L		X	X	X
	CCS	4DS9-15				X
	CCS	4DS9-1SN				X
	CCS	4DS9-1BN				X
	CCS	4DS9-1SB				X
9	LO, GO	4DS6-44	X			
	LO, GO	4DS6-44L	X			
	RV, EA, EB, EC	4DS6-44		X	X	X
	RV, EA, EB, EC	4DS6-44L		X	X	X
	CCS	4DS6-44				X

(M)

(M)

(M) This material previously appeared on Page 162.

ISSUED:
May 1, 2012

Gary L. Kepley
Director - Regulatory Operations
5454 W. 110th Street
Overland Park, Kansas 66211

EFFECTIVE:
July 1, 2012

ACCESS SERVICE

6. Switched Access Service (Cont'd)

6.5 Obligations of the Telephone Company (Cont'd)

6.5.2 Design and Traffic Routing of Switched Access (Z)

Except for Feature Group B, the Telephone Company will also decide whether trunk side access will be provided through the use of two-wire or four-wire trunk terminating equipment. (C)

Selection of facilities and equipment and traffic routing of the service are based on standard engineering methods, available facilities and equipment, and the Telephone Company traffic routing plans. If the customer desires routing or directionality different from that determined by the Telephone Company, the Telephone Company will work cooperatively with the customer in determining (1) whether the service is to be routed directly to an end office or through an access tandem switch and (2) the directionality of the service. Additionally, for Feature Group B the customer may order the optional feature Customer Specification of Switched Transport Termination. (C)

In the event a Customer converts from FGA service to FGB service, the Telephone Company will (where the capability exists) route calls from the FGA circuits to the FGB circuits for a one-year period from the date FGA service is terminated. No additional charge will apply for this call-forwarding function. (N)

6.5.3 Provision of Service Performance Data (N)

Subject to availability, end-to-end service performance data available to the Telephone Company through its own service evaluation routines, may also be made available to the customer based on previously arranged intervals and format. These data provide information on overall end-to-end call completion and non-completion performance, e.g., customer equipment blockage,

ACCESS SERVICE

6. Switched Access Service (Cont'd)

6.5 Obligations of the Telephone Company (Cont'd)

6.5.3 Provision of Service Performance Data (Cont'd)

failure results and transmission performance. These data do not include service performance data which are provided under other tariff sections, e.g., testing service results. If data are to be provided in other than paper format, the charges for such exchange will be determined on an individual case basis.

6.5.4 Trunk Group Measurements Reports

Subject to availability, the Telephone Company will make available trunk group data in the form of usage in CCS, peg count and overflow, to the customer based on previously agreed to intervals.

6.5.5 Determination of Number of Transmission Paths

When ordering Switched Access Services in line quantities for Feature Group A or trunk quantities for Feature Group B, C or D, the customer shall specify the number of transmission paths in lines or trunks based on their expected originating and terminating traffic.

For digital entry switches an equivalent termination will be provided for each transmission path provided.

(M)
(M)

(M) This material previously appeared on Page 233.

ISSUED:
May 1, 2012

Gary L. Kepley
Director - Regulatory Operations
5454 W. 110th Street
Overland Park, Kansas 66211

EFFECTIVE:
July 1, 2012

ACCESS SERVICE

6. Switched Access Service (Cont'd)

6.5 Obligations of the Telephone Company (Cont'd)

6.5.6 Reserved For Future Use

6.5.7 Design Blocking Probability

The Telephone Company will design and monitor the facilities used in the provision of Switched Access Service to meet the blocking probability criteria as set forth in (A) through (D) following:

- (A) For Feature Groups A and B no design blocking criteria apply.
- (B) For Feature Group C, the design blocking objective will be no greater than one percent (.01) between the point of termination at the customer's premises and the first point of switching when traffic is directly routed without an alternate route. Standard traffic engineering methods will be used by the Telephone Company to determine the number of transmission paths required to achieve this level of blocking.
- (C) For Feature Group D, the design blocking objective for the final group will be no greater than one percent (.01) between the point of termination at the customer's premises and the end office switch, whether the traffic is directly routed without an alternate route or routed via an access tandem. Standard traffic engineering methods will be used by the Telephone Company to determine the number of transmission paths required to achieve this level of blocking. The Erlang B traffic tables are used for High Usage (HU) trunk groups while Neal Wilkinson traffic tables are used for final groups.

(M)
|
(D)
|
(M)

ISSUED:
May 1, 2012

Gary L. Kepley
Director - Regulatory Operations
5454 W. 110th Street
Overland Park, Kansas 66211

EFFECTIVE:
July 1, 2012

ACCESS SERVICE

6. Switched Access Service (Cont'd)

6.5 Obligations of the Telephone Company (Cont'd)

6.5.7 Design Blocking Probability (Cont'd)

(D) The Telephone Company will perform routine measurement functions for the capacity ordered, whether ordered in lines or trunks to assure that an adequate number of transmission paths are in service. The Telephone Company will recommend that additional capacity (i.e., lines or trunks) be ordered by the customer when additional paths are required to reduce the measured blocking level. For the Feature Group C or D capacity ordered, the design blocking objective is assumed to have been met if the routine measurements show that the measured blocking does not exceed the thresholds listed in the following tables.

(1) For transmission paths carrying only first routed traffic directly between an end office and a customer's premises without an alternate route, and for paths carrying only overflow traffic, the measured blocking thresholds are as follows:

<u>Number of Transmission Paths Per Trunk Group</u>	<u>Measured Blocking Thresholds in the Time Consistent Busy Hour for the Number of Measurements Per Trunk Group</u>			
	<u>15-20 Measurements</u>	<u>11-14 Measurements</u>	<u>7-10 Measurements</u>	<u>3-6 Measurements</u>
2	.070	.080	.090	.140
3	.050	.060	.070	.090
4	.050	.060	.070	.080
5-6	.040	.050	.060	.070
7 -336	.030	.035	.040	.060
337-504	.025	.030	.035	.055
505 or more	.020	.025	.030	.050

(C)
(N)
(N)

ISSUED:
May 1, 2012

Gary L. Kepley
Director - Regulatory Operations
5454 W. 110th Street
Overland Park, Kansas 66211

EFFECTIVE:
July 1, 2012

ACCESS SERVICE

6. Switched Access Service (Cont'd)

6.5 Obligations of the Telephone Company (Cont'd)

6.5.7 Design Blocking Probability (Cont'd)

(D) (Cont'd)

(2) For transmission paths carrying first routed traffic between an end office and a customer's premises via an access tandem, the measured blocking thresholds are as follows:

<u>Number of Transmission Paths Per Trunk Group</u>	<u>Measured Blocking Thresholds in the Time Consistent Busy Hour for the Number of Measurements Per Trunk Group</u>				
	<u>15-20 Measurements</u>	<u>11-14 Measurements</u>	<u>7-10 Measurements</u>	<u>3-6 Measurements</u>	
2	.045	.055	.060	.095	
3	.035	.040	.045	.060	
4	.035	.040	.045	.055	
5-6	.025	.035	.040	.045	
7 -336	.020	.025	.030	.040	(C)
337-504	.015	.020	.025	.035	(N)
505 or more	.010	.015	.020	.030	(N)

ISSUED:
May 1, 2012

Gary L. Kepley
Director - Regulatory Operations
5454 W. 110th Street
Overland Park, Kansas 66211

EFFECTIVE:
July 1, 2012

ACCESS SERVICE

6. Switched Access Service (Cont'd)

6.6 Obligations of the Customer

In addition to the Obligations of the Customer set forth in 2.3 preceding, the customer has certain specific obligations pertaining to the use of Switched Access Service. These obligations are as follows:

6.6.1 Report Requirements

Customers are responsible for providing the following reports to the Telephone Company, when applicable.

(A) Jurisdictional Reports

When a customer orders Switched Access Service for both interstate and intrastate use, the customer is responsible for providing reports as set forth in 2.3.14 preceding. Charges will be apportioned in accordance with those reports. The method to be used for determining the intrastate charges is set forth in 2.3.15 preceding.

(B) Code Screening Reports

When a customer orders service class routing, trunk access limitation or call gapping arrangements, it must report the number of trunks and/or the appropriate codes to be instituted in each end office or access tandem switch, for each of the arrangements ordered.

(C) 900 Access Service NXX Codes

All 900 NXX Code assignments and administration shall be in accordance with the North American Numbering Plan (NANP).

When ordering 900 Access Service, NXX codes to be activated and NXX Codes to be deactivated must be provided to the Telephone Company at least 30 calendar days prior to the effective date of the change. Customer assigned codes, for which an order has not been received, will be blocked. When 900 Access Service traffic is terminated on a switched access line and not on a dedicated access line, the customer must notify the Telephone Company of all local exchange telephone numbers to which 900 Access Service traffic is designated so that the Telephone Company can balance the end office in accordance with standard Telephone Company engineering practices for heavy volume lines.

(D) Interim 500 Access Service NXX Codes

All 500 NXX Code assignments and administration shall be in accordance with the North American Numbering Plan (NANP).

When ordering Interim 500 Access Service, NXX Codes to be activated and NXX Codes to be deactivated must be provided to the Telephone Company at least 30 calendar days prior to the effective date of the change.

(Z)

ISSUED:
May 1, 2012

Gary L. Kepley
Director - Regulatory Operations
5454 W. 110th Street
Overland Park, Kansas 66211

EFFECTIVE:
July 1, 2012

ACCESS SERVICE

6. Switched Access Service (Cont'd)

6.6 Obligations of the Customer (Cont'd)

6.6.1 Report Requirements (Cont'd)

(D) Interim 500 Access Service NXX Codes (Cont'd)

Customer assigned codes, for which an order has not been received, will be blocked. When Interim 500 Access Service traffic is terminated on a switched access line and not on a dedicated access line, the customer must notify the Telephone Company of all local exchange telephone numbers to which Interim 500 Access Service traffic is designated so that the Telephone Company can balance the end office in accordance with standard Telephone Company engineering practices for heavy volume lines.

6.6.2 Supervisory Signaling

The customer's facilities shall provide the necessary on-hook, off-hook, answer and disconnect supervision.

6.6.3 Trunk Group Measurement Reports

With the agreement of the customer, trunk group data in the form of usage in CCS, peg count and overflow for its end of all access trunk groups, where technologically feasible, will be made available to the Telephone Company. These data will be used to monitor trunk group utilization and service performance and will be based on previously arranged intervals and format.

6.6.4 Design of Switched Access Services

When a customer orders Switched Access Service on a per line or per trunk basis, it is the customer's responsibility to assure that sufficient access services have been ordered to handle its traffic.

6.6.5 Customer's V&H Location

The customer shall provide to the Telephone Company at the time services are requested the V&H coordinates of its facilities at the point of termination.

(N)

(N)

(M)

(M)

(M) Material omitted from this page now appears on Page 237.1.

ISSUED:
May 1, 2012

Gary L. Kepley
Director - Regulatory Operations
5454 W. 110th Street
Overland Park, Kansas 66211

EFFECTIVE:
July 1, 2012

ACCESS SERVICE

6. Switched Access Service (Cont'd)

6.7 Rate Regulations

This section contains the specific regulations governing the rates and charges that apply for Switched Access Service.

6.7.1 Description and Application of Rates and Charges

There are four types of rates and charges that apply to Switched Access Service. These are monthly recurring rates, nonrecurring charges and usage rates and zone density. These rates and charges are applied differently to the various rate elements as set forth in (D) following.

(A) Monthly Rates

Monthly rates are flat recurring rates that apply each month or fraction thereof that a specific rate element is provided. For billing purposes, each month is considered to have 30 days.

(M)

(C)

(C)

(Z)

(M)

(M) This material previously appeared on Page 237.

ISSUED:
May 1, 2012

Gary L. Kepley
Director - Regulatory Operations
5454 W. 110th Street
Overland Park, Kansas 66211

EFFECTIVE:
July 1, 2012

ACCESS SERVICE

6. Switched Access Service (Cont'd)

6.7 Rate Regulations (Cont'd)

6.7.1 Description and Application of Rates and Charges (Cont'd)

(B) Usage Rates

Usage rates are rates that apply only when a specific rate element is used. These are applied on a per access minute basis as described in (D) following, or on a per query basis as described in 6.2.5. Usage rates may be either distance sensitive (per mile) or non-distance sensitive (fixed). Access minute charges are accumulated over a monthly period.

(C)
|
(C)

(C) Nonrecurring Charges

Nonrecurring charges are one-time charges that apply for a specific work activity (i.e., installation or change to an existing service). The types of nonrecurring charges that apply for Switched Access Service are: installation of service, installation of optional features, service rearrangements, Interim 500 Access Service, TFC Access Service and 900 Access Service.

(C)

(1) Installation of Service

Nonrecurring charges apply to each Switched Access Service installed. For FGA, the per line installation charge is applicable. For FGB, FGC, FGD, Interim 500 Access, TFC and 900, the per trunk installation charge is applicable on a per end office or tandem basis. The nonrecurring charge for the installation of Entrance Facilities is applied for each point of termination

(N)
(N)

(2) Installation of Optional Features

If a separate nonrecurring charge applies for the installation of an optional feature available with Switched Access Service, the charge applies whether the feature is installed coincident with the initial installation of service or at any time subsequent to the initial installation of service.

ACCESS SERVICE

6. Switched Access Service (Cont'd)

6.7 Rate Regulations (Cont'd)

6.7.1 Description and Application of Rates and Charges (Cont'd)

(C) Nonrecurring Charges (Cont'd)

(3) Service Rearrangements (Cont'd)

All other service rearrangements will be charged for as follows:

- If the change involves the addition of or a modification to an optional feature which has a separate nonrecurring charge, that nonrecurring charge will apply.
- Rearrangements to convert FGD trunks from multifrequency address signaling to SS7 signaling will be provided at no charge. Rearrangements to convert FGD trunks from SS7 signaling to multifrequency address signaling will incur nonrecurring charge(s) as specified in 6.8.3(A) following. Such conversions will be scheduled on a project basis by the Telephone Company in cooperation with the customer.
- When the service switching point (SSP) is located at the Telephone Company's access tandem, end office and tandem trunk rearrangements will be provided at the charges set forth in 6.8.3 following when all of the following conditions apply:
 - (a) End office and tandem trunk rearrangements will be provided only on Feature Group D trunks located at the end office switch.
 - (b) The customer must disconnect one trunk at the end office or access tandem for each trunk installed at the SSP-equipped tandem. The number of trunks being connected at the SSP-equipped tandem cannot exceed the number of trunks disconnected.

(N)
|
(N)

ISSUED:
May 1, 2012

Gary L. Kepley
Director - Regulatory Operations
5454 W. 110th Street
Overland Park, Kansas 66211

EFFECTIVE:
July 1, 2012

ACCESS SERVICE

(N)

6. Switched Access Service (Cont'd)

6.7 Rate Regulations (Cont'd)

6.7.1 Description and Application of Rates and Charges (Cont'd)

(C) Nonrecurring Charges (Cont'd)

(3) Service Rearrangements (Cont'd)

The nonrecurring charges associated with routing trunks from tandem to end office or from end office to tandem transport will not apply when the following conditions are met:

- (a) The customer must maintain the same customer premises location. Requests to add or change optional features will be subject to the charges applicable to the features.
- (b) Direct routed end office trunks must subtend the tandem from which the service is being rearranged.
- (c) One trunk at the end office or tandem must be disconnected for each rerouted tandem or end office trunk installed with the following exception. If the customer demonstrates that industry accepted engineering standards require the installation of additional trunks, the nonrecurring charges for such additional trunks will not apply.
- (d) The order to disconnect from the tandem or end office must be placed at the same time as the order to connect at the tandem or end office. The due date for the disconnect order may not be more than 90 days after the due date for the order to install the tandem or end office trunk.

(N)

ISSUED:
May 1, 2012

Gary L. Kepley
Director - Regulatory Operations
5454 W. 110th Street
Overland Park, Kansas 66211

EFFECTIVE:
July 1, 2012

ACCESS SERVICE

(N)

6. Switched Access Service (Cont'd)

6.7 Rate Regulations (Cont'd)

6.7.1 Description and Application of Rates and Charges (Cont'd)

(C) Nonrecurring Charges (Cont'd)

(3) Service Rearrangements (Cont'd)

These nonrecurring charges include installation of new facilities between the Telephone Company serving wire center and the customer's designated premises when such facilities are required to provision rerouted trunks.

- The nonrecurring charges associated with upgrades in capacity (i.e., multiple DS0s converting to DS1s, multiple DS1s converting to DS3s) will not apply when the customer maintains the same customer premises location. Requests to add or change optional features will be subject to the nonrecurring charges associated with the features requested.
- Service rearrangement charges will not apply when a customer converts trunks from tandem-switched transport to direct-trunked transport, or orders the disconnection of over-provisioned trunks, prior to January 1, 2014.
- A nonrecurring service upgrade charge will apply per DS1, DS3 or STS1 upgraded when converting existing high capacity services to OptiPoint service. The charge does not apply when OptiPoint is ordered as new service and no existing high capacity services are being relocated to the OptiPoint service. The nonrecurring service upgrade charge will apply for each DS1, DS3 or STS1 channel connected to new OptiPoint service when existing DS1, DS3 or STS1 facilities between the same points of termination as the new OptiPoint service are disconnected within 30 days of the order for new services.
- For service rearrangements involving OC3, OC12 or OC48 switched access services (e.g., OptiPoint Service), a charge equal to one half the Optical Service Charge set forth in 6.8.1 will apply for each node rearranged.

(N)

ACCESS SERVICE

6. Switched Access Service (Cont'd)

6.7 Rate Regulations (Cont'd)

6.7.1 Description and Application of Rates and Charges (Cont'd)

(C) Nonrecurring Charges (Cont'd)

(5) Interim 500 Access Service

A nonrecurring charge as specified in 6.8.7 following applies each time a change is made which involves the addition or deletion of 500 NXX codes to be routed to the customer. The charge is assessed per 500 NXX code added or deleted for each Telephone Company end office switch or access tandem in which translation changes are required. This charge applies to the initial loading of one or more 500 NXX codes required to establish service for the customer, and to any subsequent changes (i.e., additions or deletions) to those codes. There is also an Assembly of Route Pattern nonrecurring charge which applies once for each Telephone Company end office, but only on the customer's initial request to the Telephone Company for Interim 500 Access Service in each LATA, access tandem or end office.

(D) Application of Rates

Switched Transport and Local Switching rates are applied to all Feature Groups and Interim 500 Access, TFC and 900 Access Services.

(C)

ISSUED:
May 1, 2012

Gary L. Kepley
Director - Regulatory Operations
5454 W. 110th Street
Overland Park, Kansas 66211

EFFECTIVE:
July 1, 2012

ACCESS SERVICE

6. Switched Access Service (Cont'd)

6.7 Rate Regulations (Cont'd)

6.7.4 Minimum Monthly Charge

Switched Access Service is subject to a minimum monthly charge. The minimum charge applies for the total capacity provided. The minimum monthly charge consists of the following elements:

For usage rated Switched Access Services, the minimum monthly charge for the Local Switching rate elements is the sum of the charges set forth in 6.8.3 following for the measured or assumed usage for the month. (C)

6.7.5 Reserved For Future Use

ISSUED:
May 1, 2012

Gary L. Kepley
Director - Regulatory Operations
5454 W. 110th Street
Overland Park, Kansas 66211

EFFECTIVE:
July 1, 2012

ACCESS SERVICE

6. Switched Access Service (Cont'd)

6.7 Rate Regulations (Cont'd)

6.7.6 Change of Feature Group Type (Cont'd)

At the time the customer upgrades from FGA, FGB or FGC to FGD, the customer may also change the facility used to provide the upgraded service. This change will be made at no additional charge and may include a change in the connection type (e.g., Voice Grade to DS1) and/or a change in the facility type (e.g., Direct-Trunked Transport to Tandem-Switched Transport).

(N)
|
(N)

When the effective dates for the disconnect and start of service are the same, minimum period obligations will not change, (i.e., the time elapsed in the existing minimum period obligations will be credited to the minimum period obligations for FGD). When the effective dates for the disconnect and start of service are different, new minimum period obligations will be established for the FGD service. For all other changes from one type of Feature Group to another, new minimum period obligations will also be established.

ISSUED:
May 1, 2012

Gary L. Kepley
Director - Regulatory Operations
5454 W. 110th Street
Overland Park, Kansas 66211

EFFECTIVE:
July 1, 2012

ACCESS SERVICE

6. Switched Access Service (Cont'd)

6.7 Rate Regulations (Cont'd)

6.7.7 Moves (Cont'd)

(B) Moves to a Different Building

Moves to a different building will be treated as a discontinuance and start of service and all associated nonrecurring charges will apply. New minimum period requirements will be established for the new service. The customer will also remain responsible for satisfying all outstanding minimum period charges for the discontinued service.

When moves to a different building occur simultaneously with rerouting trunks from tandem to end office or from end office to tandem transport, a charge equal to one half of the associated installation charges will apply.

(N)
|
(N)

6.7.8 Measuring Access Minutes

Customer traffic to end offices will be measured (i.e., recorded or assumed) by the Telephone Company at end office switches or access tandem switches. Originating and terminating calls will be measured (i.e., recorded or assumed) by the Telephone Company to determine the basis for computing chargeable access minutes. For terminating calls over FGA and FGB, FGC to TFC, and FGD, and for originating calls over FGB and FGD, the measured minutes are the chargeable access minutes. For originating calls over FGA and FGC, chargeable originating access minutes are derived from measured access minutes and through the use of Telephone Company factors. Chargeable access minutes are derived on an individual entity basis from measured terminating access minutes through application of a factor based on the Centralized Message Data System (CMDs) Report 809 Out + In/Out ratio minus 1.

When assumed minutes are used, the assumed minutes are the chargeable access minutes.

ACCESS SERVICE

6. Switched Access Service (Cont'd)

6.7 Rate Regulations (Cont'd)

6.7.8 Measuring Access Minutes (Cont'd)

(G) Interim 500 Access Service Usage Measurement (Cont'd)

transmitted digits have been received, except for FGC as stated following.

Usage measurement for FGC begins when the originating end office receives off-hook answer supervision forwarded from the customer's point of termination, indicating the called party has answered.

Usage measurement from equal access end offices with the customer identification function begins when the originating end office switch receives the first wink supervisory signal forwarded from the customer's point of termination.

In all cases, usage measurement ends when the originating end office receives on-hook disconnect supervision from either the originating end user's end office, indicating the originating end user has disconnected, or the customer's point of termination, which ever is recognized first by the end office.

6.7.9 Accumulation of Number of Transmission Paths

The number of transmission paths used to determine the charges as set forth in Section 6.8 shall be the sum of the number of paths actually provided as set forth in Section 6.5.5.

(N)
|
(N)

ACCESS SERVICE

6. Switched Access Service (Cont'd)

6.7 Rate Regulations (Cont'd)

6.7.10 Network Blocking Charge for Feature Group D (T)

The customer will be notified by the Telephone Company to increase its capacity when excessive trunk group blocking occurs on groups carrying Feature Group D traffic. Excessive trunk group blocking occurs when the blocking thresholds as described in 6.5.7 preceding are exceeded. If the order for sufficient additional capacity to handle the customers' traffic has not been received by the Telephone Company within 15 days of the notification, the Telephone Company will bill the customer, at the rate set forth in 6.8.2(C) following, for each overflow in excess of the chargeable threshold.

Chargeable Thresholds

For Trunk Groups As Specified in 6.5.7(D)(1)

<u>Trunk Group Size</u>	<u>Allowable Overflows Per Trunk Per Month</u>
1-2	18
3-4	19
5-6	13
7-40	10
41-139	9
140-500	8
501 or greater	7

For Trunk Groups As Specified in 6.5.7(D)(2)

<u>Trunk Group Size</u>	<u>Allowable Overflows Per Trunk Per Month</u>
1-4	10
5-6	8
7-125	6
126 or greater	5

ISSUED:
May 1, 2012

Gary L. Kepley
Director - Regulatory Operations
5454 W. 110th Street
Overland Park, Kansas 66211

EFFECTIVE:
July 1, 2012

ACCESS SERVICE

6. Switched Access Service (Cont'd)

6.7 Rate Regulations (Cont'd)

6.7.11 Application of Rates for Extension Service (T)

Feature Group A Switched Access Service is available with extensions, i.e., additional terminations of the service at different building(s) in the same or a different exchange. Feature Group A extensions within the same exchange are charged for under the Telephone Company's local and/or general exchange service tariffs. Feature Group A extensions in different exchanges are charged for as Special Access Service. The rate elements which apply are: A Voice Grade Channel Termination Channel Mileage, if applicable and a Signaling Capability if applicable. All appropriate monthly rates and nonrecurring charges set forth in 7.5.3 following will apply. Such extensions are ordered as set forth in 5.2 preceding.

6.7.12 Message Unit Credit (T)

Calls from end users to the seven digit local telephone numbers associated with Feature Groups A Switched Access Service will not be charged, therefore, a message unit credit will not be applicable.

6.7.13 Local Information Delivery Services (T)

Calls over Switched Access in the terminating direction to certain community information services will be rated under the applicable rates for Switched Access Service as set forth in 6.8 following. In addition, the charges per call as specified under the Telephone Company's local and/or general exchange service tariffs, e.g., 976 (DIAL-IT) Network Services, will also apply.

ISSUED:
May 1, 2012

Gary L. Kepley
Director - Regulatory Operations
5454 W. 110th Street
Overland Park, Kansas 66211

EFFECTIVE:
July 1, 2012

ACCESS SERVICE

6. Switched Access Service (Cont'd)

6.7 Rate Regulations (Cont'd)

6.7.14 Mileage Measurement (T)

The mileage to be used to determine the monthly rate for Local Transport of usage rated Feature Group A, B, C and D services is calculated based on the airline distance between the end office switch where the call carried by Local Transport originates or terminates and the customer's serving wire center, except as set forth in (A) through (E) following. The V&H coordinates method is used to determine mileage. This method is set forth in the National Exchange Carrier Association, Inc. Tariff for Wire Center Information (V&H coordinates (1)).

(D)
|
(D)

If the calculation results in a fraction of a mile, always round up to the next whole mile before applying the rates. (N)
(N)

Exceptions to the mileage measurement rules are as follows:

(A) When Switched Transport facilities of different capacities are interconnected by a multiplexer at a location other than the serving wire center, mileage is determined using the V&H coordinates method as set forth following: (C)
|
(C)

(1) For intraLATA Local Exchange Carrier to Local Exchange Carrier Traffic, percentages of ownership will be determined by the V & H coordinates located in the Missouri intrastate IntraLATA Compensation Plan Database.

(2) When only one multiplexer is involved, mileage for Direct-Trunked Transport and Tandem-Switched Transport is measured separately from the serving wire center to the hub where multiplexing (i.e., facilities interconnection) occurs and then measured from the hub to the end office where the call is switched to originate or terminate. (N)
|
(N)

ACCESS SERVICE

6. Switched Access Service (Cont'd)

6.7 Rate Regulations (Cont'd)

6.7.14 Mileage Measurement (Cont'd) (T)

(A) (Cont'd) (N)

(3) When more than one multiplexer is involved, mileage for Direct-Trunked Transport and Tandem-Switched Transport is measured successively from the serving wire center to the first hub, from the first hub to the second hub, and then from the second hub to the end office where the call is switched to originate or terminate.

If more than two hubs are involved, mileage is measured successively between each intervening hub, with the final measurement being from the last hub to the end office where the call is switched to originate or terminate. (N)

(B) When transport is provided to a host/remote arrangement, Tandem-Switched Transmission rates apply from the Host office to the associated RSMs/RSSs. Mileage for Tandem-Switched Transmission is calculated from the V&H coordinates of the Host office and the RSS/RSM where the call originates or terminates. Additional Tandem-Switched Transport or Direct-Trunked Transport rates apply depending on the transport service provided from the host/remote arrangement. (C)

(C) When Switched Transport is provided to a Class 4/5 switch (i.e., a switch that functions as both an access tandem and end office) for both access tandem routing and end office routing, mileage is calculated using the V&H coordinates method.

Direct-Trunked Transport is measured from the serving wire center to the hub interconnecting the Tandem-Switched Transport and the Direct-Trunked Transport facilities and then measured from the hub to the end office.

Tandem-Switched Transmission is measured from the hub interconnecting the Tandem-Switched Transport and the Direct-Trunked Transport facilities to the end office where the call is switched to originate or terminate. (C)

ACCESS SERVICE

6. Switched Access Service (Cont'd)

6.7 Rate Regulations (Cont'd)

6.7.14 Mileage Measurement (Cont'd) (T)

- (D) When Direct-Trunked Transport is provided for line side Switched Access services (i.e., FGA), both Direct-Trunked Transport and Tandem-Switched Transmission rates apply. (C)

Direct-Trunked Transport applies to both originating and terminating usage, and mileage is calculated using the V&H coordinates of the customer's serving wire center and the end office switch where the dial tone for the line side Switched Access service is provided.

Tandem-Switched Transmission applies only to terminating usage, and mileage is calculated using the V&H coordinates of the dial tone office and the end office where the call is switched to terminate.

- (E) Mileage for access minutes in the originating direction over Feature Group A Switched Access Service will be calculated on an airline basis, using the V&H coordinates method, between the end office switch where the Feature Group A switching dial tone is provided and the customer's serving wire center for the Switched Access Service provided. (C)

ISSUED:
May 1, 2012

Gary L. Kepley
Director - Regulatory Operations
5454 W. 110th Street
Overland Park, Kansas 66211

EFFECTIVE:
July 1, 2012

ACCESS SERVICE

6. Switched Access Service (Cont'd)

6.7 Rate Regulations (Cont'd)

6.7.14 Mileage Measurement (Cont'd) (T)

(F) When trunks are rerouted from an end office to an access tandem as set forth in 6.7.1(C)(3) preceding, the Switched Transport mileage will be calculated on the airline distance between the end office and the serving wire center of the customer's POP associated with that access tandem. (C)

(G) When the Alternate Traffic Routing optional feature is provided with Feature Groups B, C and D to provide service from an end office to different customer premises locations, Switched Transport access minutes will be apportioned between the two transmission routes used to provide this feature. For Feature Groups B and C, such apportionment will be made using standard Telephone Company traffic engineering methodology and will be based on the last trunk CCS desired for the high usage group, as described in 6.3(O) preceding, and the relative capacity ordered to the end office, when the feature is provided at an end office switch, or to the subtending end offices when the feature is provided at an access tandem switch. For Feature Group D, the apportionment will be based on the actual measured data which is recorded against the specific trunk group that carried a particular call. This apportionment will serve as the basis for the Switched Transport mileage calculation. The customer will be billed accordingly. (C)

(H) Switched Transport mileage for access minutes originating from or terminating at a remote switching system (RSS) or remote switching module (RSM) that shares an NXX with its host office will be based on the airline miles between the customer's serving wire center and the host office. Switched Transport mileage for access minutes originating from or terminating at an RSS or RSM that has its own NXX (i.e., different from the host's NXX) will be based on the airline miles between the customer's serving wire center and the RSS or RSM. (N)

(M)

(M)

(M) Material omitted from this page now appears on Pages 262.1 and 262.2.

ISSUED:
May 1, 2012

Gary L. Kepley
Director - Regulatory Operations
5454 W. 110th Street
Overland Park, Kansas 66211

EFFECTIVE:
July 1, 2012

ACCESS SERVICE

(N)

6. Switched Access Service (Cont'd)

6.7 Rate Regulations (Cont'd)

6.7.14 Mileage Measurement (Cont'd)

- (I) When terminating Feature Group C Switched Access Service is provided from multiple customer premises to an end office not equipped with measurement capabilities, the total Switched Transport access minutes for that end office will be apportioned among the trunk groups accessing the end office on the basis of the capacity ordered for each FGC group. This apportionment will serve as the basis for Switched Transport mileage calculation and the customer will be billed accordingly.
- (J) When FGA calls terminate within the local calling area of the dial tone office, the Switched Transport mileage will be calculated on an airline basis between the customer's serving wire center and the dial tone office.
- (K) Switched transport mileage for Interim 500, TFC and 900 Access Service is based on the airline distance between the end office switch where the Interim 500, TFC or 900 Access Service traffic originates and the customer's serving wire center.
- (L) Where Feature Groups A, B, C, and D Switched Access Services are connected with Special Access Service at a WATS Serving Office, the Telephone Company will measure mileage on an airline mileage basis between:
 - (1) The WATS Serving Office and the Serving Wire Center for the customer designated premises, or
 - (2) The Feature Group A or B entry switch and the Serving Wire Center for the customer designated premises.

(N)

6.7.15 Shared Use

(M) (T)

Shared use occurs when Switched Access Service and Special Access Service are provided over the same analog or digital high capacity facility through a common interface. The regulations governing the provision of Shared Use Facilities are set forth in 7.4.8 following. Switched Access rates and charges as set forth in 6.8 following will apply for each channel of the high capacity facility that is used to provide Switched Access Service.

(M)

(M) This material previously appeared on Page 262 as 6.7.14.

ISSUED:
May 1, 2012

Gary L. Kepley
Director - Regulatory Operations
5454 W. 110th Street
Overland Park, Kansas 66211

EFFECTIVE:
July 1, 2012

ACCESS SERVICE

6. Switched Access Service (Cont'd)

6.7 Rate Regulations (Cont'd)

6.7.16 Toll Free Code (TFC), Interim 500 or 900 NXX in Multi-State LATAs

For customers ordering LATA-wide TFC, Interim 500 or 900 NXX Access Service in LATAs that cross-state boundaries but are served by the same screening office, the applicable nonrecurring charge for that screening office, as set forth in 6.8.4, 6.8.5 and 6.8.7 following, will not be billed twice (i.e., once for each state); they will only be billed once for each NXX code activated or deactivated in that screening office.

(M) (C)

(M) (C)

6.7.17 Facility Hubs

A customer has the option of ordering DS1 or DS3 facilities to a facility Hub for channelizing to individual services requiring lower capacity facilities.

(N)

Different locations may be designated as Hubs for different facility capacities, e.g., multiplexing from digital to digital may occur at one location while multiplexing from digital to voice may occur at a different location. When ordering, the customer must specify the desired multiplexing Hub(s) selected from the National Exchange Carrier Association, Inc. Tariff F.C.C. No. 4. This tariff identifies the type(s) of multiplexing functions which are available and the wire centers at which they are available.

Some of the types of multiplexing available include the following:

- from higher to lower bit rate
- from digital to voice frequency channels

End to end services may be provided on channels of these facilities to a Hub. The transmission performance for the end to end service provided between customer designated premises will be that of the lower capacity or bit rate. For example, when a DS1 facility is multiplexed to voice frequency channels, the transmission performance of the channelized services will be Voice Grade, not DS1.

The Telephone company will commence billing the monthly rate for the facility to the Hub on the date specified by the customer on the service order. Individual services utilizing these facilities may be installed coincident with the installation of the facility to the Hub, or may be ordered and/or installed at a later date, at the option of the customer. The customer will be billed for a DS1 or DS3 channel termination, channel mileage (when applicable), and multiplexing at the time the facility is installed. Individual service rates (by service type) will apply for a channel termination and additional channel mileage (as required) for each channelized service. These will be billed to the customer as each individual service is installed.

(N)

(M) This material previously appeared on Page 262.

ISSUED:
May 1, 2012

Gary L. Kepley
Director - Regulatory Operations
5454 W. 110th Street
Overland Park, Kansas 66211

EFFECTIVE:
July 1, 2012

ACCESS SERVICE

(N)

6. Switched Access Service (Cont'd)

6.7 Rate Regulations (Cont'd)

6.7.17 Facility Hubs (Cont'd)

Cascading multiplexing occurs when a DS1 or DS3 facility is de-multiplexed to provide channels with a lesser capacity and one of the lesser capacity channels is further de-multiplexed. For example, a DS3 facility is de-multiplexed to twenty-eight DS1 facilities, and then one of the DS1 facilities is further de-multiplexed to individual Voice Grade channels.

When cascading multiplexing is performed, whether in the same or a different Hub, a charge for the additional multiplexing unit also applies. When cascading multiplexing is performed at different Hubbing locations, channel mileage charges also apply between the Hubs.

6.7.18 Switched Access Zone Density Plan

The Switched Access Zone Density Plan is applicable only to DS1, DS3 and OptiPoint Entrance Facilities, Direct-Trunked Transport, Tandem Switched Transmission, Tandem Switching, DS1 to Voice Multiplexing and DS3 to DS1 Multiplexing as set forth in Section 6.1.3 preceding.

The Entrance Facility, Direct-Trunked Transport, Tandem Switched Transmission, Tandem Switching, DS1 to Voice Multiplexing and DS3 to DS1 Multiplexing rates applicable for DS1 and DS3 services subject to the Zone Density Plan are dependent upon the zone in which the Telephone Company serving area is located. Direct-Trunked Transport and Tandem Switched Transmission provided between wire centers in different zones will be assessed the rate for the higher zone. Specific Zone Density Charges are set forth in Sections 6.8 following. The zones for the Telephone Company serving area are identified following:

(N)

ISSUED:
May 1, 2012

Gary L. Kepley
Director - Regulatory Operations
5454 W. 110th Street
Overland Park, Kansas 66211

EFFECTIVE:
July 1, 2012

ACCESS SERVICE

(N)

6. Switched Access Service (Cont'd)

6.7 Rate Regulations (Cont'd)

6.7.18 Switched Access Zone Density Plan (Cont'd)

<u>Zone 1</u>		<u>Zone 2</u>		
<u>End Office</u>	<u>CLLI</u>	<u>End Office</u>	<u>CLLI</u>	
Jefferson City	JFCYMOXA	Ft. Leonard Wood	FTLWMOXA	
		Lebanon	LBNNMOXA	
		Newburg	NWBGMOXA	
		Richland	RCLDMOXA	
		Rolla	ROLLMOXA	
		Salem	SALMMOXA	
		St. Robert	STRBMOXA	
		Warrensburg	WRBGMOXA	
		Waynesville	WYVLMOXA	
 <u>Zone 3</u>		 <u>Zone 4</u>		
<u>End Office</u>	<u>CLLI</u>	<u>End Office</u>	<u>CLLI</u>	
None	None	All Other	All Other	(N)

ISSUED:
May 1, 2012

Gary L. Kepley
Director - Regulatory Operations
5454 W. 110th Street
Overland Park, Kansas 66211

EFFECTIVE:
July 1, 2012

ACCESS SERVICE

6. Switched Access Service (Cont'd)

6.8 Rates and Charges (Cont'd)

6.8.1 Optical Service Charge

	<u>OC3</u>	<u>OC12</u>	<u>OC48</u>	
Nonrecurring Charge	\$7,500.00	\$8,500.00	\$12,500.00	(C)

(C)

(C)

(M)

(M)

(M) Material omitted from this page now appears on Page 263.1

ISSUED:
May 1, 2012

Gary L. Kepley
Director - Regulatory Operations
5454 W. 110th Street
Overland Park, Kansas 66211

EFFECTIVE:
July 1, 2012

ACCESS SERVICE

6. Switched Access Service (Cont'd)

6.8 Rates and Charges (Cont'd)

6.8.2 Switched Transport

(A) Entrance Facilities

(1) Voice Grade
- Per Point of Termination

	<u>Monthly Rates</u>	<u>Nonrecurring Charge</u>
- Two Wire	\$50.00	\$200.00
- Four Wire	\$84.00	\$200.00

(2) DS1
- Per DS1

	<u>Monthly Rates</u>			<u>Nonrecurring Charge</u>
	<u>Within CO</u>	<u>0-3 Miles</u>	<u>Over 3 Miles</u>	
Zone 1	\$88.35	\$88.35	\$88.35	\$340.00
Zone 2	\$92.77	\$92.77	\$92.77	\$340.00
Zone 3	\$98.33	\$98.33	\$98.33	\$340.00
Zone 4	\$106.20	\$106.20	\$106.20	\$340.00

(3) DS3
- Per DS3

	<u>Monthly Rates</u>		
	<u>Within CO</u>	<u>0-3 Miles</u>	<u>Over 3 Miles</u>
Zone 1	\$628.62	\$853.10	\$1,347.01
Zone 2	\$686.00	\$930.00	\$1,468.00
Zone 3	\$741.00	\$1,004.00	\$1,585.00
Zone 4	\$785.00	\$1,064.00	\$1,680.00

	<u>Nonrecurring Installation Charge</u>	<u>Nonrecurring Rearrangement Charge</u>
Zone 1	\$400.00	\$200.00
Zone 2	\$400.00	\$200.00
Zone 3	\$400.00	\$200.00
Zone 4	\$400.00	\$200.00

(N)

(N)

(M) (C)

(M) (C)

(N)

(N)

(M) This material previously appeared on Page 263.

ISSUED:
May 1, 2012

Gary L. Kepley
Director - Regulatory Operations
5454 W. 110th Street
Overland Park, Kansas 66211

EFFECTIVE:
July 1, 2012

ACCESS SERVICE

(N)

6. Switched Access Service (Cont'd)

6.8 Rates and Charges (Cont'd)

6.8.2 Switched Transport

(A) Entrance Facilities (Cont'd)

(4) OptiPoint-3 with Telephone Company Provided Terminal Equipment

	Monthly Rates			Nonrecurring Charge
	Within CO	0-3 Miles	Over 3 Miles	
(a) 1 Year Commitment Rates - Per Point of Termination				
Zone 1	\$1,841.00	\$2,702.00	\$4,038.00	\$5,380.00
Zone 2	\$2,006.00	\$2,945.00	\$4,401.00	\$5,380.00
Zone 3	\$2,097.00	\$3,077.00	\$4,599.00	\$5,380.00
Zone 4	\$2,201.00	\$3,231.00	\$4,829.00	\$5,380.00
(b) 3 Year Commitment Rates - Per Point of Termination				
Zone 1	\$1,472.50	\$2,161.30	\$3,230.00	
Zone 2	\$1,605.00	\$2,355.80	\$3,520.70	
Zone 3	\$1,677.20	\$2,461.80	\$3,679.10	
Zone 4	\$1,761.10	\$2,584.90	\$3,863.10	
(c) 5 Year Commitment Rates - Per Point of Termination				
Zone 1	\$1,330.00	\$1,947.50	\$2,911.80	
Zone 2	\$1,449.70	\$2,122.80	\$3,173.90	
Zone 3	\$1,514.90	\$2,218.30	\$3,316.70	
Zone 4	\$1,590.60	\$2,329.20	\$3,482.50	
(d) Month-to-Month Rates				
Zone 1	\$ 360.00	\$2,980.00	\$4,450.00	\$5,380.00
Zone 2	\$ 360.00	\$3,240.00	\$4,850.00	\$5,380.00
Zone 3	\$ 370.00	\$3,390.00	\$5,060.00	\$5,380.00
Zone 4	\$ 370.00	\$3,560.00	\$5,320.00	\$5,380.00

(N)

ISSUED:
May 1, 2012

Gary L. Kepley
Director - Regulatory Operations
5454 W. 110th Street
Overland Park, Kansas 66211

EFFECTIVE:
July 1, 2012

ACCESS SERVICE

(N)

6. Switched Access Service (Cont'd)

6.8 Rates and Charges (Cont'd)

6.8.2 Switched Transport

(A) Entrance Facilities (Cont'd)

(5) OptiPoint-3 without Telephone Company Provided Terminal Equipment

	Monthly Rates			Nonrecurring Charge
	Within CO	0-3 Miles	Over 3 Miles	
(a) 1 Year Commitment Rates - Per Point of Termination				
Zone 1	\$1,093.00	\$1,971.00	\$3,307.00	\$4,140.00
Zone 2	\$1,191.00	\$2,149.00	\$3,605.00	\$4,140.00
Zone 3	\$1,245.00	\$2,245.00	\$3,767.00	\$4,140.00
Zone 4	\$1,307.00	\$2,358.00	\$3,956.00	\$4,140.00
(b) 3 Year Commitment Rates - Per Point of Termination				
Zone 1	\$ 874.00	\$1,577.00	\$2,645.80	
Zone 2	\$ 952.70	\$1,718.90	\$2,883.90	
Zone 3	\$ 995.60	\$1,796.30	\$3,013.70	
Zone 4	\$1,045.40	\$1,886.10	\$3,164.40	
(c) 5 Year Commitment Rates - Per Point of Termination				
Zone 1	\$ 788.50	\$1,420.30	\$2,389.30	
Zone 2	\$ 859.50	\$1,548.10	\$2,604.30	
Zone 3	\$ 898.20	\$1,617.80	\$2,721.50	
Zone 4	\$ 943.10	\$1,698.70	\$2,857.60	
(d) Month-to-Month Rates				
Zone 1	\$ 350.00	\$2,150.00	\$3,600.00	\$4,140.00
Zone 2	\$ 355.00	\$2,340.00	\$3,920.00	\$4,140.00
Zone 3	\$ 360.00	\$2,450.00	\$4,100.00	\$4,140.00
Zone 4	\$ 365.00	\$2,570.00	\$4,300.00	\$4,140.00

(N)

ISSUED:
May 1, 2012

Gary L. Kepley
Director - Regulatory Operations
5454 W. 110th Street
Overland Park, Kansas 66211

EFFECTIVE:
July 1, 2012

ACCESS SERVICE

(N)

6. Switched Access Service (Cont'd)

6.8 Rates and Charges (Cont'd)

6.8.2 Switched Transport

(A) Entrance Facilities (Cont'd)

(6) OptiPoint-12 with Telephone Company Provided Terminal Equipment

	Monthly Rates			Nonrecurring Charge
	Within CO	0-3 Miles	Over 3 Miles	
(a) 1 Year Commitment Rates - Per Point of Termination				
Zone 1	\$2,375.00	\$3,028.00	\$5,284.00	\$13,250.00
Zone 2	\$2,589.00	\$3,301.00	\$5,760.00	\$13,250.00
Zone 3	\$2,705.00	\$3,449.00	\$6,019.00	\$13,250.00
Zone 4	\$2,841.00	\$3,622.00	\$6,320.00	\$13,250.00
(b) 3 Year Commitment Rates - Per Point of Termination				
Zone 1	\$1,900.00	\$2,422.50	\$4,227.50	
Zone 2	\$2,071.00	\$2,640.50	\$4,608.00	
Zone 3	\$2,164.20	\$2,759.30	\$4,815.40	
Zone 4	\$2,272.40	\$2,897.30	\$5,056.20	
(c) 5 Year Commitment Rates - Per Point of Termination				
Zone 1	\$1,710.00	\$2,185.00	\$3,800.00	
Zone 2	\$1,863.90	\$2,381.70	\$4,142.00	
Zone 3	\$1,947.80	\$2,488.90	\$4,328.40	
Zone 4	\$2,045.20	\$2,613.30	\$4,544.80	
(d) Month-to-Month Rates				
Zone 1	\$ 750.00	\$3,340.00	\$5,820.00	\$13,250.00
Zone 2	\$ 760.00	\$3,640.00	\$6,340.00	\$13,250.00
Zone 3	\$ 760.00	\$3,800.00	\$8,060.00	\$13,250.00
Zone 4	\$ 770.00	\$3,990.00	\$8,460.00	\$13,250.00

(N)

ISSUED:
May 1, 2012

Gary L. Kepley
Director - Regulatory Operations
5454 W. 110th Street
Overland Park, Kansas 66211

EFFECTIVE:
July 1, 2012

ACCESS SERVICE

(N)

6. Switched Access Service (Cont'd)

6.8 Rates and Charges (Cont'd)

6.8.2 Switched Transport

(A) Entrance Facilities (Cont'd)

(7) OptiPoint-12 without Telephone Company Provided Terminal Equipment

	Monthly Rates			Nonrecurring Charge
	Within CO	0-3 Miles	Over 3 Miles	
(a) 1 Year Commitment Rates - Per Point of Termination				
Zone 1	\$1,366.00	\$2,132.00	\$4,198.00	\$11,070.00
Zone 2	\$1,489.00	\$2,324.00	\$4,576.00	\$11,070.00
Zone 3	\$1,556.00	\$2,428.00	\$4,782.00	\$11,070.00
Zone 4	\$1,633.00	\$2,549.00	\$5,021.00	\$11,070.00
(b) 3 Year Commitment Rates - Per Point of Termination				
Zone 1	\$1,092.50	\$1,705.30	\$3,358.30	
Zone 2	\$1,190.80	\$1,858.80	\$3,660.50	
Zone 3	\$1,244.40	\$1,942.40	\$3,825.20	
Zone 4	\$1,306.60	\$2,039.50	\$4,016.50	
(c) 5 Year Commitment Rates - Per Point of Termination				
Zone 1	\$ 983.30	\$1,534.30	\$3,021.00	
Zone 2	\$1,071.80	\$1,672.40	\$3,292.90	
Zone 3	\$1,120.00	\$1,747.70	\$3,441.10	
Zone 4	\$1,176.00	\$1,835.10	\$3,613.20	
(d) Month-to-Month Rates				
Zone 1	\$ 740.00	\$2,320.00	\$4,570.00	\$11,070.00
Zone 2	\$ 745.00	\$2,530.00	\$4,980.00	\$11,070.00
Zone 3	\$ 750.00	\$2,640.00	\$5,200.00	\$11,070.00
Zone 4	\$ 755.00	\$2,780.00	\$5,460.00	\$11,070.00

(N)

ISSUED:
May 1, 2012

Gary L. Kepley
Director - Regulatory Operations
5454 W. 110th Street
Overland Park, Kansas 66211

EFFECTIVE:
July 1, 2012

ACCESS SERVICE

(N)

6. Switched Access Service (Cont'd)

6.8 Rates and Charges (Cont'd)

6.8.2 Switched Transport

(A) Entrance Facilities (Cont'd)

(8) OptiPoint-48 with Telephone Company Provided Terminal Equipment

	Monthly Rates			Nonrecurring Installation Charge
	Within CO	0-3 Miles	Over 3 Miles	
(a) 1 Year Commitment Rates - Per Point of Termination				
Zone 1	\$1,800.00	\$8,410.00	\$11,770.00	\$19,880.00
Zone 2	\$1,800.00	\$9,170.00	\$12,830.00	\$19,880.00
Zone 3	\$1,800.00	\$9,580.00	\$13,410.00	\$19,880.00
Zone 4	\$1,810.00	\$10,060.00	\$14,070.00	\$19,880.00
(b) 3 Year Commitment Rates - Per Point of Termination				
Zone 1	\$6,175.00	\$7,885.00	\$11,970.00	
Zone 2	\$6,730.80	\$8,594.70	\$13,047.30	
Zone 3	\$7,033.70	\$8,981.50	\$13,634.40	
Zone 4	\$7,385.40	\$9,430.60	\$14,316.10	
(c) 5 Year Commitment Rates - Per Point of Termination				
Zone 1	\$5,605.00	\$7,125.00	\$9,975.00	
Zone 2	\$6,109.50	\$7,766.30	\$10,872.80	
Zone 3	\$6,384.40	\$8,115.80	\$11,362.10	
Zone 4	\$6,703.60	\$8,521.60	\$11,930.20	
(d) Month-to-Month Rates				
Zone 1	\$1,990.00	\$9,340.00	\$13,070.00	\$19,880.00
Zone 2	\$2,000.00	\$10,180.00	\$14,250.00	\$19,880.00
Zone 3	\$2,000.00	\$10,640.00	\$14,890.00	\$19,880.00
Zone 4	\$2,010.00	\$11,170.00	\$15,630.00	\$19,880.00

(N)

ISSUED:
May 1, 2012

Gary L. Kepley
Director - Regulatory Operations
5454 W. 110th Street
Overland Park, Kansas 66211

EFFECTIVE:
July 1, 2012

ACCESS SERVICE

(N)

6. Switched Access Service (Cont'd)

6.8 Rates and Charges (Cont'd)

6.8.2 Switched Transport

(A) Entrance Facilities (Cont'd)

(9) OptiPoint-48 without Telephone Company Provided Terminal Equipment

	<u>Monthly Rates</u>			<u>Nonrecurring Installation Charge</u>
	<u>Within CO</u>	<u>0-3 Miles</u>	<u>Over 3 Miles</u>	
(a) 1 Year Commitment Rates - Per Point of Termination				
Zone 1	\$1,990.00	\$6,630.00	\$11,620.00	\$16,610.00
Zone 2	\$2,000.00	\$7,230.00	\$12,660.00	\$16,610.00
Zone 3	\$2,010.00	\$7,550.00	\$13,230.00	\$16,610.00
Zone 4	\$2,010.00	\$7,930.00	\$13,900.00	\$16,610.00
(b) 3 Year Commitment Rates - Per Point of Termination				
Zone 1	\$3,515.00	\$5,510.00	\$9,310.00	
Zone 2	\$3,831.40	\$6,005.90	\$10,147.90	
Zone 3	\$4,003.80	\$6,276.20	\$10,604.60	
Zone 4	\$4,204.00	\$6,590.00	\$11,134.80	
(c) 5 Year Commitment Rates - Per Point of Termination				
Zone 1	\$3,230.00	\$5,035.00	\$8,835.00	
Zone 2	\$3,520.70	\$5,488.20	\$9,630.20	
Zone 3	\$3,679.10	\$5,735.20	\$10,063.60	
Zone 4	\$3,863.10	\$6,022.00	\$10,566.80	
(d) Month-to-Month Rates - Per Point of Termination				
Zone 1	\$2,160.00	\$7,200.00	\$12,630.00	\$16,610.00
Zone 2	\$2,170.00	\$7,850.00	\$13,760.00	\$16,610.00
Zone 3	\$2,180.00	\$8,200.00	\$14,380.00	\$16,610.00
Zone 4	\$2,185.00	\$8,610.00	\$15,100.00	\$16,610.00

(N)

ISSUED:
May 1, 2012

Gary L. Kepley
Director - Regulatory Operations
5454 W. 110th Street
Overland Park, Kansas 66211

EFFECTIVE:
July 1, 2012

ACCESS SERVICE

(N)

6. Switched Access Service (Cont'd)

6.8 Rates and Charges (Cont'd)

6.8.2 Switched Transport

(A) Entrance Facilities (Cont'd)

(10) STS1 (51.84 Mbps)

	<u>Monthly Rates</u>		
	<u>Within CO</u>	<u>0-3 Miles</u>	<u>Over 3 Miles</u>
Zone 1	\$1,035.00	\$1,595.00	\$2,400.00
Zone 2	\$1,280.00	\$1,765.00	\$2,685.00
Zone 3	\$1,375.00	\$1,850.00	\$2,935.00
Zone 4	\$1,443.75	\$1,942.50	\$3,081.75

	<u>Nonrecurring Installation Charge</u>	<u>Nonrecurring Rearrangement Charge</u>
Zone 1	\$300.00	\$150.00
Zone 2	\$300.00	\$150.00
Zone 3	\$300.00	\$150.00
Zone 4	\$300.00	\$150.00

(B) Direct-Trunked Transport

	<u>Monthly Rates</u>	
	<u>Termination (Fixed)</u>	<u>Facility (Per Mile)</u>
(1) Voice Grade -Per Channel	\$24.00	\$0.30
(2) DS1 -Per DS1		
Zone 1	\$47.50	\$2.14
Zone 2	\$49.88	\$2.24
Zone 3	\$52.87	\$2.38
Zone 4	\$57.10	\$2.57

(N)

ISSUED:
May 1, 2012

Gary L. Kepley
Director - Regulatory Operations
5454 W. 110th Street
Overland Park, Kansas 66211

EFFECTIVE:
July 1, 2012

ACCESS SERVICE

(N)

6. Switched Access Service (Cont'd)

6.8 Rates and Charges (Cont'd)

6.8.2 Switched Transport

(B) Direct-Trunked Transport (Cont'd)

		<u>Monthly Rates</u>	
		<u>Termination</u> <u>(Fixed)</u>	<u>Facility</u> <u>(Per Mile)</u>
(3)	DS3 - Per DS3		
	Zone 1	\$502.27	\$38.00
	Zone 2	\$547.00	\$41.00
	Zone 3	\$591.00	\$44.00
	Zone 4	\$626.00	\$47.00
(4)	OptiPoint-3		
	(a) 1 Year Commitment Rates		
	Zone 1	\$2,566.00	\$226.00
	Zone 2	\$2,797.00	\$246.00
	Zone 3	\$2,923.00	\$257.00
	Zone 4	\$3,069.00	\$270.00
	(b) 3 Year Commitment Rates		
	Zone 1	\$2,053.00	\$180.50
	Zone 2	\$2,237.80	\$196.70
	Zone 3	\$2,338.50	\$205.60
	Zone 4	\$2,455.40	\$215.90
	(c) 5 Year Commitment Rates		
	Zone 1	\$1,860.10	\$161.50
	Zone 2	\$2,027.50	\$176.00
	Zone 3	\$2,118.70	\$183.90
	Zone 4	\$2,224.60	\$193.10
	(d) Month-to-Month Rates		
	Zone 1	\$2,830.00	\$250.00
	Zone 2	\$3,080.00	\$280.00
	Zone 3	\$3,220.00	\$290.00
	Zone 4	\$3,380.00	\$300.00

(N)

ISSUED:
May 1, 2012

Gary L. Kepley
Director - Regulatory Operations
5454 W. 110th Street
Overland Park, Kansas 66211

EFFECTIVE:
July 1, 2012

ACCESS SERVICE

(N)

6. Switched Access Service (Cont'd)

6.8 Rates and Charges (Cont'd)

6.8.2 Switched Transport

(B) Direct-Trunked Transport (Cont'd)

		<u>Monthly Rates</u>	
		<u>Termination</u>	<u>Facility</u>
		<u>(Fixed)</u>	<u>(Per Mile)</u>
 (5) OptiPoint-12			
(a) 1 Year Commitment Rates			
Zone 1	\$6,429.00		\$565.00
Zone 2	\$7,008.00		\$616.00
Zone 3	\$7,323.00		\$644.00
Zone 4	\$7,689.00		\$676.00
 (b) 3 Year Commitment Rates			
Zone 1	\$5,143.30		\$452.20
Zone 2	\$5,606.20		\$492.90
Zone 3	\$5,858.50		\$515.10
Zone 4	\$6,151.40		\$540.90
 (c) 5 Year Commitment Rates			
Zone 1	\$4,629.40		\$411.40
Zone 2	\$5,046.00		\$448.40
Zone 3	\$5,273.10		\$468.60
Zone 4	\$5,536.80		\$492.00
 (d) Month-to-Month Rates			
Zone 1	\$2,830.00		\$250.00
Zone 2	\$3,080.00		\$280.00
Zone 3	\$3,220.00		\$290.00
Zone 4	\$3,380.00		\$300.00

(N)

ISSUED:
May 1, 2012

Gary L. Kepley
Director - Regulatory Operations
5454 W. 110th Street
Overland Park, Kansas 66211

EFFECTIVE:
July 1, 2012

ACCESS SERVICE

(N)

6. Switched Access Service (Cont'd)

6.8 Rates and Charges (Cont'd)

6.8.2 Switched Transport

(B) Direct-Trunked Transport (Cont'd)

		<u>Monthly Rates</u>	
		<u>Termination</u>	<u>Facility</u>
		<u>(Fixed)</u>	<u>(Per Mile)</u>
(6)	OptiPoint-48		
(a)	1 Year Commitment Rates		
	Zone 1	\$13,000.00	\$810.00
	Zone 2	\$14,170.00	\$890.00
	Zone 3	\$14,810.00	\$930.00
	Zone 4	\$15,550.00	\$980.00
(b)	3 Year Commitment Rates		
	Zone 1	\$12,350.00	\$712.50
	Zone 2	\$13,461.50	\$776.60
	Zone 3	\$14,067.30	\$811.50
	Zone 4	\$14,770.70	\$852.10
(c)	5 Year Commitment Rates		
	Zone 1	\$11,020.00	\$684.00
	Zone 2	\$12,011.80	\$745.60
	Zone 3	\$12,552.30	\$779.20
	Zone 4	\$13,179.90	\$818.20
(d)	Month-to-Month Rates		
	Zone 1	\$14,440.00	\$900.00
	Zone 2	\$15,740.00	\$980.00
	Zone 3	\$16,450.00	\$1,030.00
	Zone 4	\$17,270.00	\$1,080.00
(7)	STS1 (51.84 Mbps)		
	Zone 1	\$851.00	\$100.00
	Zone 2	\$941.00	\$145.00
	Zone 3	\$976.00	\$158.00
	Zone 4	\$1,024.80	\$165.90

(N)

ISSUED:
May 1, 2012

Gary L. Kepley
Director - Regulatory Operations
5454 W. 110th Street
Overland Park, Kansas 66211

EFFECTIVE:
July 1, 2012

ACCESS SERVICE

(N)

6. Switched Access Service (Cont'd)

6.8 Rates and Charges (Cont'd)

6.8.2 Switched Transport

(C) Tandem-Switched Transport

		<u>Rate Per Access Minute</u>	
		<u>Originating</u>	<u>Terminating</u>
(1)	Tandem-Switched Transmission		
	(a) Facility (Per Mile)		
	Zone 1	\$0.000218	\$0.000218
	Zone 2	\$0.000235	\$0.000235
	Zone 3	\$0.000245	\$0.000245
	Zone 4	\$0.000278	\$0.000278
	(b) Termination (Fixed)		
	Zone 1	\$0.000020	\$0.000020
	Zone 2	\$0.000021	\$0.000021
	Zone 3	\$0.000023	\$0.000023
	Zone 4	\$0.000025	\$0.000025
(2)	Tandem Switching		
	Zone 1	\$0.000331	\$0.000331
	Zone 2	\$0.000362	\$0.000362
	Zone 3	\$0.000381	\$0.000381
	Zone 4	\$0.000425	\$0.000425
(3)	Common Transport Multiplexing		
	Zone 1	\$0.000218	\$0.000218
	Zone 2	\$0.000235	\$0.000235
	Zone 3	\$0.000254	\$0.000254
	Zone 4	\$0.000277	\$0.000277
(4)	Common Trunk Port	\$0.000498	\$0.000498

(N)

ISSUED:
May 1, 2012

Gary L. Kepley
Director - Regulatory Operations
5454 W. 110th Street
Overland Park, Kansas 66211

EFFECTIVE:
July 1, 2012

ACCESS SERVICE

(N)

6. Switched Access Service (Cont'd)

6.8 Rates and Charges (Cont'd)

6.8.2 Switched Transport

(C) Tandem-Switched Transport (Cont'd)

Monthly Rate

(5) Dedicated Trunk Port

(a) Per DS0

\$3.66

(b) Per DS1

\$93.40

(D) Residual Interconnection Charge

Per Access Minute

Originating

\$0.014057

Terminating

\$0.014057

(N)

ISSUED:
May 1, 2012

Gary L. Kepley
Director - Regulatory Operations
5454 W. 110th Street
Overland Park, Kansas 66211

EFFECTIVE:
July 1, 2012

ACCESS SERVICE

6. Switched Access Service (Cont'd)

6.8 Rates and Charges (Cont'd)

6.8.2 Switched Transport (Cont'd) (C)

(E) Optional Features Monthly Rates (T)

Provision of other
than Telephone Company
Selected Traffic Routing
(available with FGB,
FGC, and FGD)

- Direct Trunking in
lieu of Tandem
Trunking

ICB

ISSUED:
May 1, 2012

Gary L. Kepley
Director - Regulatory Operations
5454 W. 110th Street
Overland Park, Kansas 66211

EFFECTIVE:
July 1, 2012

ACCESS SERVICE

6. Switched Access Service (Cont'd)

6.8 Rates and Charges (Cont'd)

6.8.2 Switched Transport (Cont'd) (C)

(E) Optional Features (Cont'd) Monthly Rates (T)

- Tandem Trunking
in lieu of
Direct Trunking ICB

Customer Specification
of Feature Group
Directionality
(Available with FGB,
FGC*, FGD)

- One-Way Operation
in lieu of Two-Way
Operation ICB

* For FGC this option is available only in appropriately equipped end offices.

ISSUED:
May 1, 2012

Gary L. Kepley
Director - Regulatory Operations
5454 W. 110th Street
Overland Park, Kansas 66211

EFFECTIVE:
July 1, 2012

ACCESS SERVICE

6. Switched Access Service (Cont'd)

6.8 Rates and Charges (Cont'd)

6.8.2 Switched Transport (Cont'd) (C)

(E) Optional Features (Cont'd)

Monthly
Rates

(T)

- Two-Way Operation
in lieu of One-Way
Operation

ICB

Customer Specification
of Local Transport
Termination (Available
with FGB with Type B
Transmission Performance)

- Four Wire Termination
in lieu of Two-Wire
Termination

ICB

ISSUED:
May 1, 2012

Gary L. Kepley
Director - Regulatory Operations
5454 W. 110th Street
Overland Park, Kansas 66211

EFFECTIVE:
July 1, 2012

ACCESS SERVICE

(N)

6. Switched Access Service (Cont'd)

6.8 Rates and Charges (Cont'd)

6.8.2 Switched Transport (Cont'd)

(E) Optional Features (Cont'd)

(4) Multiplexing

(a) DS1 to Voice Grade

	<u>Monthly Rate</u>	<u>Nonrecurring Charge</u>
Zone 1	\$152.00	\$125.00
Zone 2	\$159.60	\$125.00
Zone 3	\$169.18	\$125.00
Zone 4	\$182.71	\$125.00

(b) DS3 to DS1

Zone 1	\$237.50	\$200.00
Zone 2	\$259.00	\$200.00
Zone 3	\$280.00	\$200.00
Zone 4	\$297.00	\$200.00

(c) STS1 to DS1

Zone 1	\$397.00	\$250.00
Zone 2	\$545.00	\$250.00
Zone 3	\$580.00	\$250.00
Zone 4	\$609.00	\$250.00

(N)

ISSUED:
May 1, 2012

Gary L. Kepley
Director - Regulatory Operations
5454 W. 110th Street
Overland Park, Kansas 66211

EFFECTIVE:
July 1, 2012

ACCESS SERVICE

(N)

6. Switched Access Service (Cont'd)

6.8 Rates and Charges (Cont'd)

6.8.2 Switched Transport (Cont'd)

(E) Optional Features (Cont'd)

		<u>Monthly Rate</u>
(5)	<u>OptiPoint Configuration Node</u>	
(a)	<u>OC3 – per arrangement</u> Per Point of Termination	
	- 1 Year Commitment Rates	
	Zone 1	\$208.00
	Zone 2	\$227.00
	Zone 3	\$237.00
	Zone 4	\$249.00
	- 3 Year Commitment Rates	
	Zone 1	\$166.30
	Zone 2	\$181.30
	Zone 3	\$189.50
	Zone 4	\$199.00
	- 5 Year Commitment Rates	
	Zone 1	\$142.50
	Zone 2	\$155.30
	Zone 3	\$162.30
	Zone 4	\$170.40
	- Month-to-Month Rates	
	Zone 1	\$230.00
	Zone 2	\$250.00
	Zone 3	\$270.00
	Zone 4	\$280.00

(N)

ISSUED:
May 1, 2012

Gary L. Kepley
Director - Regulatory Operations
5454 W. 110th Street
Overland Park, Kansas 66211

EFFECTIVE:
July 1, 2012

ACCESS SERVICE

(N)

6. Switched Access Service (Cont'd)

6.8 Rates and Charges (Cont'd)

6.8.2 Switched Transport (Cont'd)

(E) Optional Features (Cont'd)

		<u>Monthly Rate</u>
(5)	<u>OptiPoint Configuration Node</u> (Cont'd)	
(b)	<u>OC12 – per arrangement</u> Per Point of Termination	
	- 1 Year Commitment Rates	
	Zone 1	\$950.00
	Zone 2	\$1,036.00
	Zone 3	\$1,082.00
	Zone 4	\$1,136.00
	- 3 Year Commitment Rates	
	Zone 1	\$760.00
	Zone 2	\$828.40
	Zone 3	\$865.70
	Zone 4	\$909.00
	- 5 Year Commitment Rates	
	Zone 1	\$665.00
	Zone 2	\$724.90
	Zone 3	\$757.50
	Zone 4	\$795.40
	- Month-to-Month Rates	
	Zone 1	\$1,050.00
	Zone 2	\$1,140.00
	Zone 3	\$1,200.00
	Zone 4	\$1,250.00

(N)

ISSUED:
May 1, 2012

Gary L. Kepley
Director - Regulatory Operations
5454 W. 110th Street
Overland Park, Kansas 66211

EFFECTIVE:
July 1, 2012

ACCESS SERVICE

(N)

6. Switched Access Service (Cont'd)

6.8 Rates and Charges (Cont'd)

6.8.2 Switched Transport (Cont'd)

(E) Optional Features (Cont'd)

(5) OptiPoint Configuration Node (Cont'd)

Monthly Rate

(c) OC48 – per arrangement
Per Point of Termination

- 1 Year Commitment Rates

Zone 1	\$930.00
Zone 2	\$1,010.00
Zone 3	\$1,060.00
Zone 4	\$1,110.00

- 3 Year Commitment Rates

Zone 1	\$888.30
Zone 2	\$968.20
Zone 3	\$1,011.80
Zone 4	\$1,062.40

- 5 Year Commitment Rates

Zone 1	\$779.00
Zone 2	\$849.10
Zone 3	\$887.30
Zone 4	\$931.70

- Month-to-Month Rates

Zone 1	\$1,030.00
Zone 2	\$1,120.00
Zone 3	\$1,170.00
Zone 4	\$1,230.00

(N)

ISSUED:
May 1, 2012

Gary L. Kepley
Director - Regulatory Operations
5454 W. 110th Street
Overland Park, Kansas 66211

EFFECTIVE:
July 1, 2012

ACCESS SERVICE

(N)

6. Switched Access Service (Cont'd)

6.8 Rates and Charges (Cont'd)

6.8.2 Switched Transport (Cont'd)

(E) Optional Features (Cont'd)

(6) OptiPoint-3 Configuration Card

		Monthly Rates <u>Per Card</u>
(a) <u>1 Year Commitment Rates</u>		
<u>Zone 1</u>		
DS1		\$18.00
DS3		\$71.00
OC3 Concatenated		\$380.00
STS1		\$77.00
<u>Zone 2</u>		
DS1		\$20.00
DS3		\$78.00
OC3 Concatenated		\$414.00
STS1		\$84.00
<u>Zone 3</u>		
DS1		\$20.00
DS3		\$81.00
OC3 Concatenated		\$433.00
STS1		\$88.00
<u>Zone 4</u>		
DS1		\$21.00
DS3		\$85.00
OC3 Concatenated		\$455.00
STS1		\$92.00

(N)

ISSUED:
May 1, 2012

Gary L. Kepley
Director - Regulatory Operations
5454 W. 110th Street
Overland Park, Kansas 66211

EFFECTIVE:
July 1, 2012

ACCESS SERVICE

(N)

6. Switched Access Service (Cont'd)

6.8 Rates and Charges (Cont'd)

6.8.2 Switched Transport (Cont'd)

(E) Optional Features (Cont'd)

(6) OptiPoint-3 Configuration Card (Cont'd)

		Monthly Rates <u>Per Card</u>
(b) <u>3 Year Commitment Rates</u>		
<u>Zone 1</u>		
DS1		\$14.30
DS3		\$57.00
OC3 Concatenated		\$304.00
STS1		\$61.80
<u>Zone 2</u>		
DS1		\$15.60
DS3		\$62.10
OC3 Concatenated		\$331.40
STS1		\$67.40
<u>Zone 3</u>		
DS1		\$16.30
DS3		\$64.90
OC3 Concatenated		\$346.30
STS1		\$70.40
<u>Zone 4</u>		
DS1		\$17.10
DS3		\$68.10
OC3 Concatenated		\$363.60
STS1		\$73.90

(N)

ISSUED:
May 1, 2012

Gary L. Kepley
Director - Regulatory Operations
5454 W. 110th Street
Overland Park, Kansas 66211

EFFECTIVE:
July 1, 2012

ACCESS SERVICE

(N)

6. Switched Access Service (Cont'd)

6.8 Rates and Charges (Cont'd)

6.8.2 Switched Transport (Cont'd)

(E) Optional Features (Cont'd)

(6) OptiPoint-3 Configuration Card (Cont'd)

Monthly Rates
Per Card

(c) 5 Year Commitment Rates

Zone 1

DS1	\$12.40
DS3	\$47.50
OC3 Concatenated	\$261.30
STS1	\$57.00

Zone 2

DS1	\$13.50
DS3	\$51.80
OC3 Concatenated	\$284.80
STS1	\$62.10

Zone 3

DS1	\$14.10
DS3	\$54.10
OC3 Concatenated	\$297.60
STS1	\$64.90

Zone 4

DS1	\$14.80
DS3	\$56.80
OC3 Concatenated	\$312.50
STS1	\$68.10

(N)

ISSUED:
May 1, 2012

Gary L. Kepley
Director - Regulatory Operations
5454 W. 110th Street
Overland Park, Kansas 66211

EFFECTIVE:
July 1, 2012

ACCESS SERVICE

(N)

6. Switched Access Service (Cont'd)

6.8 Rates and Charges (Cont'd)

6.8.2 Switched Transport (Cont'd)

(E) Optional Features (Cont'd)

(6) OptiPoint-3 Configuration Card (Cont'd)

(d) <u>Month-to-Month Rates</u>	<u>Monthly Rates Per Card</u>
<u>Zone 1</u>	
DS1	\$20.00
DS3	\$80.00
OC3 Concatenated	\$420.00
STS1	\$90.00
<u>Zone 2</u>	
DS1	\$30.00
DS3	\$90.00
OC3 Concatenated	\$460.00
STS1	\$100.00
<u>Zone 3</u>	
DS1	\$30.00
DS3	\$90.00
OC3 Concatenated	\$480.00
STS1	\$100.00
<u>Zone 4</u>	
DS1	\$30.00
DS3	\$100.00
OC3 Concatenated	\$510.00
STS1	\$110.00

(N)

ISSUED:
May 1, 2012

Gary L. Kepley
Director - Regulatory Operations
5454 W. 110th Street
Overland Park, Kansas 66211

EFFECTIVE:
July 1, 2012

ACCESS SERVICE

(N)

6. Switched Access Service (Cont'd)

6.8 Rates and Charges (Cont'd)

6.8.2 Switched Transport (Cont'd)

(E) Optional Features (Cont'd)

(7) OptiPoint-12 Configuration Card

Monthly Rates
Per Card

(a) 1 Year Commitment Rates

Zone 1

DS1	\$24.00
DS3	\$86.00
OC3	\$178.00
OC3 Concatenated	\$291.00
OC12 Concatenated	\$2,969.00
STS1	\$84.00

Zone 2

DS1	\$26.00
DS3	\$93.00
OC3	\$194.00
OC3 Concatenated	\$317.00
OC12 Concatenated	\$3,236.00
STS1	\$85.00

Zone 3

DS1	\$27.00
DS3	\$98.00
OC3	\$203.00
OC3 Concatenated	\$332.00
OC12 Concatenated	\$3,382.00
STS1	\$88.00

Zone 4

DS1	\$28.00
DS3	\$102.00
OC3	\$213.00
OC3 Concatenated	\$348.00
OC12 Concatenated	\$3,551.00
STS1	\$92.00

(N)

ISSUED:
May 1, 2012

Gary L. Kepley
Director - Regulatory Operations
5454 W. 110th Street
Overland Park, Kansas 66211

EFFECTIVE:
July 1, 2012

ACCESS SERVICE

(N)

6. Switched Access Service (Cont'd)

6.8 Rates and Charges (Cont'd)

6.8.2 Switched Transport (Cont'd)

(E) Optional Features (Cont'd)

(7) OptiPoint-12 Configuration Card (Cont'd)

Monthly Rates
Per Card

(b) 3 Year Commitment Rates

Zone 1

DS1	\$19.00
DS3	\$68.40
OC3	\$142.50
OC3 Concatenated	\$232.80
OC12 Concatenated	\$2,375.00
STS1	\$61.80

Zone 2

DS1	\$20.70
DS3	\$74.60
OC3	\$155.30
OC3 Concatenated	\$253.80
OC12 Concatenated	\$2,588.80
STS1	\$67.40

Zone 3

DS1	\$21.60
DS3	\$78.00
OC3	\$162.30
OC3 Concatenated	\$265.20
OC12 Concatenated	\$2,705.30
STS1	\$70.40

Zone 4

DS1	\$22.70
DS3	\$81.90
OC3	\$170.40
OC3 Concatenated	\$278.50
OC12 Concatenated	\$2,840.60
STS1	\$73.90

(N)

ISSUED:
May 1, 2012

Gary L. Kepley
Director - Regulatory Operations
5454 W. 110th Street
Overland Park, Kansas 66211

EFFECTIVE:
July 1, 2012

ACCESS SERVICE

(N)

6. Switched Access Service (Cont'd)

6.8 Rates and Charges (Cont'd)

6.8.2 Switched Transport (Cont'd)

(E) Optional Features (Cont'd)

(7) OptiPoint-12 Configuration Card (Cont'd)

		Monthly Rates <u>Per Card</u>
(c)	<u>5 Year Commitment Rates</u>	
	<u>Zone 1</u>	
	DS1	\$14.30
	DS3	\$57.00
	OC3	\$118.80
	OC3 Concatenated	\$194.80
	OC12 Concatenated	\$2,137.50
	STS1	\$57.00
	<u>Zone 2</u>	
	DS1	\$15.60
	DS3	\$62.10
	OC3	\$129.50
	OC3 Concatenated	\$212.30
	OC12 Concatenated	\$2,329.90
	STS1	\$62.10
	<u>Zone 3</u>	
	DS1	\$16.30
	DS3	\$64.90
	OC3	\$135.30
	OC3 Concatenated	\$221.90
	OC12 Concatenated	\$2,434.70
	STS1	\$64.90
	<u>Zone 4</u>	
	DS1	\$17.10
	DS3	\$68.10
	OC3	\$142.10
	OC3 Concatenated	\$233.00
	OC12 Concatenated	\$2,556.40
	STS1	\$68.10

(N)

ISSUED:
May 1, 2012

Gary L. Kepley
Director - Regulatory Operations
5454 W. 110th Street
Overland Park, Kansas 66211

EFFECTIVE:
July 1, 2012

ACCESS SERVICE

(N)

6. Switched Access Service (Cont'd)

6.8 Rates and Charges (Cont'd)

6.8.2 Switched Transport (Cont'd)

(E) Optional Features (Cont'd)

(7) OptiPoint-12 Configuration Card (Cont'd)

(d) <u>Month-to-Month Rates</u>	<u>Monthly Rates Per Card</u>
<u>Zone 1</u>	
DS1	\$20.00
DS3	\$80.00
OC3	\$420.00
OC3 Concatenated	\$420.00
OC12 Concatenated	\$750.00
STS1	\$90.00
<u>Zone 2</u>	
DS1	\$30.00
DS3	\$90.00
OC3	\$460.00
OC3 Concatenated	\$460.00
OC12 Concatenated	\$760.00
STS1	\$100.00
<u>Zone 3</u>	
DS1	\$30.00
DS3	\$90.00
OC3	\$480.00
OC3 Concatenated	\$480.00
OC12 Concatenated	\$760.00
STS1	\$100.00
<u>Zone 4</u>	
DS1	\$30.00
DS3	\$100.00
OC3	\$510.00
OC3 Concatenated	\$510.00
OC12 Concatenated	\$770.00
STS1	\$110.00

(N)

ISSUED:
May 1, 2012

Gary L. Kepley
Director - Regulatory Operations
5454 W. 110th Street
Overland Park, Kansas 66211

EFFECTIVE:
July 1, 2012

ACCESS SERVICE

(N)

6. Switched Access Service (Cont'd)

6.8 Rates and Charges (Cont'd)

6.8.2 Switched Transport (Cont'd)

(E) Optional Features (Cont'd)

(8) OptiPoint-48 Configuration Card

Monthly Rates
Per Card

(a) 1 Year Commitment Rates

Zone 1

DS3	\$90.00
OC3	\$350.00
OC12	\$540.00
OC3 Concatenated	\$390.00
OC12 Concatenated	\$620.00
STS1	\$160.00

Zone 2

DS3	\$100.00
OC3	\$370.00
OC12	\$590.00
OC3 Concatenated	\$430.00
OC12 Concatenated	\$670.00
STS1	\$180.00

Zone 3

DS3	\$110.00
OC3	\$390.00
OC12	\$620.00
OC3 Concatenated	\$450.00
OC12 Concatenated	\$710.00
STS1	\$190.00

Zone 4

DS3	\$110.00
OC3	\$410.00
OC12	\$640.00
OC3 Concatenated	\$470.00
OC12 Concatenated	\$740.00
STS1	\$190.00

(N)

ISSUED:
May 1, 2012

Gary L. Kepley
Director - Regulatory Operations
5454 W. 110th Street
Overland Park, Kansas 66211

EFFECTIVE:
July 1, 2012

ACCESS SERVICE

(N)

6. Switched Access Service (Cont'd)

6.8 Rates and Charges (Cont'd)

6.8.2 Switched Transport (Cont'd)

(E) Optional Features (Cont'd)

(8) OptiPoint-48 Configuration Card (Cont'd)

		Monthly Rates <u>Per Card</u>
(b) <u>3 Year Commitment Rates</u>		
<u>Zone 1</u>		
DS3		\$95.00
OC3		\$380.00
OC12		\$570.00
OC3 Concatenated		\$437.00
OC12 Concatenated		\$655.50
STS1		\$152.00
<u>Zone 2</u>		
DS3		\$103.60
OC3		\$414.20
OC12		\$621.30
OC3 Concatenated		\$476.30
OC12 Concatenated		\$714.50
STS1		\$165.70
<u>Zone 3</u>		
DS3		\$108.30
OC3		\$432.80
OC12		\$649.30
OC3 Concatenated		\$497.70
OC12 Concatenated		\$746.70
STS1		\$173.20
<u>Zone 4</u>		
DS3		\$113.70
OC3		\$454.40
OC12		\$681.80
OC3 Concatenated		\$522.60
OC12 Concatenated		\$784.00
STS1		\$181.90

(N)

ISSUED:
May 1, 2012

Gary L. Kepley
Director - Regulatory Operations
5454 W. 110th Street
Overland Park, Kansas 66211

EFFECTIVE:
July 1, 2012

ACCESS SERVICE

(N)

6. Switched Access Service (Cont'd)

6.8 Rates and Charges (Cont'd)

6.8.2 Switched Transport (Cont'd)

(E) Optional Features (Cont'd)

(8) OptiPoint-48 Configuration Card (Cont'd)

		Monthly Rates <u>Per Card</u>
(c)	<u>5 Year Commitment Rates</u>	
	<u>Zone 1</u>	
	DS3	\$76.00
	OC3	\$285.00
	OC12	\$451.30
	OC3 Concatenated	\$327.80
	OC12 Concatenated	\$517.80
	STS1	\$128.30
	<u>Zone 2</u>	
	DS3	\$82.80
	OC3	\$310.70
	OC12	\$491.90
	OC3 Concatenated	\$357.30
	OC12 Concatenated	\$564.40
	STS1	\$139.80
	<u>Zone 3</u>	
	DS3	\$86.50
	OC3	\$324.70
	OC12	\$514.00
	OC3 Concatenated	\$373.40
	OC12 Concatenated	\$589.80
	STS1	\$146.10
	<u>Zone 4</u>	
	DS3	\$90.80
	OC3	\$340.90
	OC12	\$539.70
	OC3 Concatenated	\$392.10
	OC12 Concatenated	\$619.30
	STS1	\$153.40

(N)

ISSUED:
May 1, 2012

Gary L. Kepley
Director - Regulatory Operations
5454 W. 110th Street
Overland Park, Kansas 66211

EFFECTIVE:
July 1, 2012

ACCESS SERVICE

(N)

RATES AND CHARGES

6. Switched Access Service (Cont'd)

6.8 Rates and Charges (Cont'd)

6.8.2 Switched Transport (Cont'd)

(E) Optional Features (Cont'd)

(8) OptiPoint-48 Configuration Card

Monthly Rates
Per Card

(d) Month-to-Month Rates

Zone 1

DS3	\$100.00
OC3	\$380.00
OC12	\$600.00
OC3 Concatenated	\$430.00
OC12 Concatenated	\$680.00
STS1	\$170.00

Zone 2

DS3	\$110.00
OC3	\$410.00
OC12	\$650.00
OC3 Concatenated	\$470.00
OC12 Concatenated	\$740.00
STS1	\$190.00

Zone 3

DS3	\$120.00
OC3	\$430.00
OC12	\$680.00
OC3 Concatenated	\$490.00
OC12 Concatenated	\$780.00
STS1	\$200.00

Zone 4

DS3	\$120.00
OC3	\$450.00
OC12	\$710.00
OC3 Concatenated	\$520.00
OC12 Concatenated	\$820.00
STS1	\$210.00

(N)

ISSUED:
May 1, 2012

Gary L. Kepley
Director - Regulatory Operations
5454 W. 110th Street
Overland Park, Kansas 66211

EFFECTIVE:
July 1, 2012

ACCESS SERVICE

(N)

RATES AND CHARGES

6. Switched Access Service (Cont'd)

6.8 Rates and Charges (Cont'd)

6.8.2 Switched Transport (Cont'd)

(E) Optional Features (Cont'd)

		<u>Nonrecurring Charge</u>
(9)	OptiPoint-3, 12 & 48 Service Upgrade	
	-Per DS1, DS3 or STS1 Upgraded	\$1,000.00
(10)	OptiPoint Reconfiguration Charge	
	-Per DS3 Equivalent	\$625.00
(11)	OptiPoint Regeneration Charge	<u>Monthly Rates</u>
(a)	OC3	
	- Per Regeneration	
	1 Year	\$1,875.00
	3 Year	\$1,500.00
	5 Year	\$1,300.00
	Month-to-Month	\$1,900.00
(b)	OC12	
	- Per Regeneration	
	1 Year	\$3,250.00
	3 Year	\$2,600.00
	5 Year	\$2,300.00
	Month-to-Month	\$3,510.00
(c)	OC48	
	- Per Regeneration	
	1 Year	\$4,800.00
	3 Year	\$4,600.00
	5 Year	\$4,400.00
	Month-to-Month	\$5,000.00

(N)

ISSUED:
May 1, 2012

Gary L. Kepley
Director - Regulatory Operations
5454 W. 110th Street
Overland Park, Kansas 66211

EFFECTIVE:
July 1, 2012

ACCESS SERVICE

6. Switched Access Service (Cont'd)

6.8 Rates and Charges (Cont'd)

6.8.2 Switched Transport (Cont'd)

(F) Network Blocking Charge (T)

Rate Per Call Blocked

- Per Call* ICB

(G) Installation Nonrecurring Charge

- Per Line \$40.00

- Per Trunk \$40.00

6.8.3 Local Switching (C)

Rate Per Access Minute
Originating Terminating

\$0.023617 \$0.023617 (C)

(A) End Office to Tandem Rearrangement Charge

A nonrecurring charge as specified below will apply when a customer requests end office or tandem rearrangement of FGD trunks as set forth in 6.7.1(C)(3) preceding.

	<u>Nonrecurring Charge</u>
Per 24 Channels Converted or Fraction Thereof	\$56.45

* Applies to FGD.

ISSUED:
May 1, 2012

Gary L. Kepley
Director - Regulatory Operations
5454 W. 110th Street
Overland Park, Kansas 66211

EFFECTIVE:
July 1, 2012

ACCESS SERVICE

7. Special Access Service (Cont'd)

7.2 Service Descriptions (Cont'd)

7.2.11 WATS Access Line (WAL) Service (Cont'd)

(D) Optional Features and Functions

- (1) Two-wire and four wire Central office bridging capability.
- (2) Improved two-wire and four-wire voice transmission specifications.
- (3) Signaling Capability
- (4) Certain other options associated with WAL services are available as Local Switching optional features as defined in Section 6 preceding.

7.2.12 Special Access Service Utilized for Connection with Switched Access Service

(N)

(A) Basic Service Description

A special access service utilized for connection with a switched access service implemented as a voice grade dedicated communications path between the customer's end user and a WATS Serving Office (WSO) equipped with Feature Groups A, B, C or D service, together, form the functional parts that are the major building blocks of the WATS* service. Switched access optional arrangements are available as set forth in Section 6.3. Both of these functional elements are necessary to provide service from the customer's end user to the customer's designated premises.

(N)

(M)

(M)

* Use of the Terms "WATS" and/or "WATS like" is descriptive only and is not intended to restrict provision of a WSAC to a specific type of service.

(M) Material omitted from this page now appears on Page 329.2.

ACCESS SERVICE

(N)

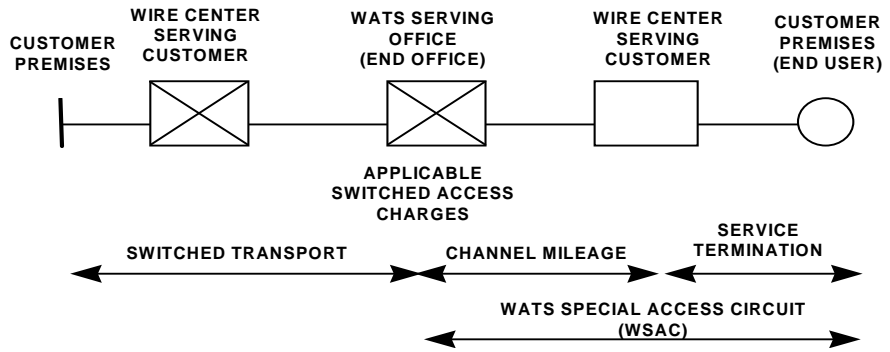
7. Special Access Service (Cont'd)

7.2 Service Descriptions (Cont'd)

7.2.12 Special Access Service Utilized for Connection with Switched Access Service
(Cont'd)

(A) Basic Service Description (Cont'd)

A WATS special access circuit (WSAC) may be provided as an originating only, terminating only, or two way (originating and terminating) service, at the option of the customer. If a WSO is not capable of implementing a state-mandated restriction, the WSAC will be extended free of charge to the nearest WSO capable of performing the necessary function.



(N)

ISSUED:
May 1, 2012

Gary L. Kepley
Director - Regulatory Operations
5454 W. 110th Street
Overland Park, Kansas 66211

EFFECTIVE:
July 1, 2012

ACCESS SERVICE

(N)

7. Special Access Service (Cont'd)

7.2 Service Descriptions (Cont'd)

7.2.12 Special Access Service Utilized for Connection with Switched Access Service
(Cont'd)

(B) WATS Special Access Circuit (WSAC)

A WATS Special Access Circuit (WSAC) is comprised of a Channel Termination between the customer's end user serving wire center and the customer's end user premises as specified in Section 7.1.2(A). If the WSO and the end user's serving wire center are not the same, Channel Mileage as specified in Section 7.1.2(B) preceding is applicable from the end user's serving wire center to the WSO.

The transmission path is offered as either effective two-wire, effective four-wire, or a high capacity access connection. This service is provided with rotary dial or dual tone multi-frequency address signaling, and with either loop start or ground start signaling. Additionally, other optional features such as improved return loss can be provided.

(C) Voice Grade Service Restrictions

When a WSAC, as described in (B) preceding, is used for multi-jurisdictional access, and when the Telephone Company's intrastate tariff provides for customer billing for these facilities, the Telephone Company will exempt the customer from the intrastate charges related to the WSAC and channel mileage where applicable. All calls carried over a special access line used in conjunction with common switching optional features for multi-jurisdictional access will be passed to the customer for completion except when state restrictions apply or when the end user voluntarily uses a multiple carrier access code (assuming 101XXXX dialing has not been restricted by the customer).

When the WSAC is provisioned with Feature Group A, it can only be used for service in the terminating direction.

(N)

7.2.13 Reserved for Future Use

(M)

(M) This material previously appeared on Page 329.

ISSUED:
May 1, 2012

Gary L. Kepley
Director - Regulatory Operations
5454 W. 110th Street
Overland Park, Kansas 66211

EFFECTIVE:
July 1, 2012

ACCESS SERVICE

7. Special Access Service (Cont'd)

7.4 Rate Regulations (Cont'd)

7.4.8 Shared Use of Digital High Capacity Service

(C)

Shared use occurs when Special Access Service and Switched Access Service are provided over the same high capacity DS1 or DS3 through a common interface. The facility will be ordered, provided and rated as Special Access Service (i.e., Channel Termination, Channel Mileage, as appropriate, and Multiplexing). The nonrecurring charge that applies when the shared use facility is installed will be the nonrecurring charge associated with the appropriate Special Access High Capacity DS1 or DS3 service. The customer must place an order for each individual switched access or special access service utilizing the shared use facilities and specify the channel assignment for each such service. Individual service (i.e., Switched or Special Access) nonrecurring charges will not apply to the individual channels of the shared use facility. Rating as Special Access will continue until such time as the customer chooses to use a portion of the available capacity for providing Switched Access Service.

For special access high capacity DS1 or DS3 facilities, the Special Access Channel Termination, Channel Mileage or applicable Multiplexing rates will be reduced by 1/24th for each DS1 channel, 1/672nd for each DS3 channel activated for switched access service. Switched access rates and charges as set forth in the 6.8 preceding will apply for each channel of shared use facility that is used to provide switched access service (i.e., 1/24th of the Switched Access Entrance Facility, Direct-Trunked Transport, and applicable Multiplexing rates will apply for each channel of a DS1 service or 1/672nd for each channel of a DS3 service activated for Switched Access service).

The applicable Switched Access Entrance Facility rate is dependent upon whether the Special Access high capacity DS1 or DS3 facility is provided with or without Telephone Company terminal equipment at the customer's premises (e.g., when a Special Access Channel Termination provisioned with Telephone Company provided terminal equipment at the customer's premises is activated for Switched Access Service, the Switched Access rate for an Entrance Facility with Telephone Company provided terminal equipment will apply).

(C)

ISSUED:
May 1, 2012

Gary L. Kepley
Director - Regulatory Operations
5454 W. 110th Street
Overland Park, Kansas 66211

EFFECTIVE:
July 1, 2012

ACCESS SERVICE

7. Special Access Service (Cont'd)

7.4 Rate Regulations (Cont'd)

7.4.8 Shared Use of Digital High Capacity Service (Cont'd)

(N)

Where special access high capacity DS1 or DS3 service is provided utilizing a channel of the shared facility to the Hub, Special Access high capacity DS1 or DS3 service rates and charges will apply for the facility to the Hub as set forth preceding and individual service rates and charges will apply from the Hub to the customer designated premises. The rates and charges that will apply to the portion from the Hub to the customer designated premises will be dependent on the specific type of Special Access Service that is provided (e.g., Voice Grade, Digital Data, etc.). The applicable rates and charges will include a Channel Termination and Channel Mileage, if applicable. Rates and charges for Optional Features and Functions, associated with the service, if any, will apply as set forth in Section 7.5 following.

(N)

7.4.9 Reserved for Future Use

7.4.10 Reserved for Future Use

ISSUED:
May 1, 2012

Gary L. Kepley
Director - Regulatory Operations
5454 W. 110th Street
Overland Park, Kansas 66211

EFFECTIVE:
July 1, 2012

ACCESS SERVICE

9. Directory Assistance Service (Cont'd)

9.2 Undertaking of the Telephone Company (Cont'd)

(E) (Cont'd)

(1) General

Each Directory Access Service will consist of the following:

- An Interface Group equipped with an available Premises Interface Code as set forth in 6.4.3 preceding.
- Directory Transport between the premises serving wire center and the DA location.

(C)
(C)

When required by the Telephone Company, a separate trunk group will be provided for DA Service for each NPA. Separate trunk groups will be required when the Telephone Company notifies the customer that the mechanized search of its data base and its mechanized operator practices require a mechanized identification of the NPA code for which the customer's end user desires DA information.

(2) Switched Transport Premises Interface Code

(C)
|
(C)

The Switched Access Service Switched Transport Premises Interface Codes are provided as set forth in 6.4.3 preceding. Further, when an access tandem is provided, the Directory Access Service will be provided, at Telephone Company's choice, either as a separate trunk group or in association with Feature Group C or D Switched Access Service. Except as set forth in 9.4 (A) following, the Switched Transport Premises Interface Codes provided under a Special Order for Directory Access Service are subject to the order conditions as set forth in 5. preceding. For purposes of applying the order regulations, a DA location is considered to be a customer's end user's serving wire center.

ACCESS SERVICE

9. Directory Assistance Service (Cont'd)

9.2 Undertaking of the Telephone Company (Cont'd)

(E) (Cont'd)

(3) Directory Transport (Cont'd)

The number of Directory Transport transmission paths provided is based on the customer's order and is determined by the Telephone Company in a manner similar to Switched Access Service transmission paths as set forth in 6.5.5 preceding.

(D)

(D)

Except as set forth in 9.4 (A) following, Directory Transport provided under a Special Order is subject to all order conditions as set forth in 5. preceding.

Directory Transport is provided with a Switched Transport Interface Group as set forth in 6.1.3(B) preceding. Only Switched Transport Interface Groups 2, 6 and 9 will be provided.

(C)
(C)

Directory Transport Services are comprised of the following rate elements, which are more fully described in 6.1.2 (B) preceding:

(N)

- Entrance Facility - for the transport of the DA call from the customer's premises to the serving wire center of that premises.
- Direct-Trunked Transport - for the transport of the DA call from the customer's serving wire center to the DA location without switching at a tandem or from the serving wire center to the tandem. This rate element includes both the termination (fixed) and facility (per mile).
- Tandem Switched Transport - for the transport of the DA call from the tandem to the DA location. This rate element includes Tandem Switched Transmission, Tandem Switching, Common and Dedicated Transport Multiplexing and Common and Dedicated Trunk Ports.

(N)

(M)

(M)

(M) Material omitted from this page now appears on Page 524.

ACCESS SERVICE

(N)

9. Directory Assistance Service (Cont'd)

9.2 Undertaking of the Telephone Company (Cont'd)

(E) (Cont'd)

(3) Directory Transport (Cont'd)

- Multiplexing - DS3 to DS1 multiplexing charges apply when a high capacity DS3 entrance facility or direct-trunked facility is connected with high capacity DS1 direct-trunked transport. The DS3 to DS1 multiplexer will convert a 44.736 Mbps channel to 28 DS1 channels using digital time division multiplexing. DS1 to voice grade multiplexing charges apply when a high capacity DS1 entrance facility or direct-trunked facility is connected with voice grade direct-trunked transport. The DS1 to voice grade multiplexer will convert a 1.544 Mbps channel to 24 voice grade channels.

The customer will specify whether the Directory Access service is to be routed directly to a DA location or through an access tandem switch appropriately equipped for DA measurement and served by DA trunks to the DA location when such an access tandem switch is available. The combination of Feature Group B, C or D switched access service with DA service will only be provided at such available and appropriately equipped access tandem switches.

(N)

ISSUED:
May 1, 2012

Gary L. Kepley
Director - Regulatory Operations
5454 W. 110th Street
Overland Park, Kansas 66211

EFFECTIVE:
July 1, 2012

ACCESS SERVICE

9. Directory Assistance Service (Cont'd)

9.2 Undertaking of the Telephone Company (Cont'd)

(E) (Cont'd)

(4) Special Facilities Routing

A customer may request that Directory Access Service be provided via Special Facilities Routing. The regulations, rates and charges for Special Facility Routing (Avoidance, Diversity and Cable Only) are as set forth in 11. following.

(M)

(M)

(5) Design Layout Report

The Telephone Company will provide to the customer the makeup of the facilities and services provided under this section as Directory Access Service. This information will be provided in the form of a Design Layout Report similar to that as set forth in 6.1.5. Design Layout Reports for Directory Access Service will be provided only when specifically requested by the customer. The Design Layout Report will be provided to the customer at no charge, and will be reissued or updated whenever the facilities provided for the customer's use are materially changed.

(6) Transmission Specifications

Directory Access Service is provided with either Type A, B or C Transmission Specifications. The specifications associated with these parameters are guaranteed to the DA location, whether routed directly or via an access tandem. Type B Transmission Specification is provided with Interface Groups 2, 6 and 9 when routed direct to a DA location. Type A Transmission Specification is provided with Interface Groups 2, 6 and 9 when routed via an access tandem switch. A, B and C Transmission Specifications Capabilities are set forth in 6.4.1 preceding.

(M) This material previously appeared on Page 523.

ISSUED:
May 1, 2012

Gary L. Kepley
Director - Regulatory Operations
5454 W. 110th Street
Overland Park, Kansas 66211

EFFECTIVE:
July 1, 2012

ACCESS SERVICE

9. Directory Assistance Service (Cont'd)

9.2 Undertaking of the Telephone Company (Cont'd)

(E) (Cont'd)

(7) Acceptance Testing and Testing Capabilities

The acceptance testing and testing capabilities for Directory Access Service traffic routed through an access tandem are the same as those for the associated Feature Group C or D end office switching. The acceptance testing for Directory Access Service traffic routed directly to or routed in a separate trunk group through an access tandem to the DA location will be as set forth in 6.1.6 preceding. The testing capabilities for Directory Access Service traffic routed directly to or routed in a separate trunk group through an access tandem to the DA location will be as set forth for cooperative scheduled testing or manual scheduled testing in 13. following.

(Z)

(F) Trunk-side switching is provided at the Directory Assistance Service access location. The Directory Assistance Service access location will provide trunk answer and disconnect supervisory signaling.

(G) The Telephone Company will distribute the calls received over the Directory Access Services to the DA operators using the DA location access equipment.

(H) In the event that the telephone number is unavailable to the DA operator, no credit shall be given for the call to the DA operator. When the DA location or DA operator equipment or terminals are out of service due to a Telephone Company equipment failure or an incorrect telephone number is provided by the DA operator, a credit as set forth in 9.4(F) following will apply.

(C)

(C)

(I) DA Service may, at the option of the customer, be provided for intrastate and interstate communications. When the customer requests such mixed access, the intrastate DA Service charges will be determined by the Telephone Company using the data furnished by the customer as set forth in 2.3.14 preceding.

(J) The Telephone Company does not provide Directory Assistance Service for Interim 500 Access Service, TFC Access Service or 900 Access Service.

ISSUED:
May 1, 2012

Gary L. Kepley
Director - Regulatory Operations
5454 W. 110th Street
Overland Park, Kansas 66211

EFFECTIVE:
July 1, 2012

ACCESS SERVICE

9. Directory Assistance Service (Cont'd)

9.4 Payment Arrangements (Cont'd)

(D) Moves

A move involves a change in the physical location of the point of termination at the customer premises or of the customer premises. Moves will be treated as set forth in 6.7.7 preceding and all associated nonrecurring charges will apply. Minimum period requirements will be established at the new location as set forth in 6.7.7 preceding. The customer will also remain responsible for satisfying all outstanding minimum period charges for the disconnected service.

(E) DA Service Rearrangements

Nonrecurring charges apply for service rearrangements. Service rearrangements are as set forth in 6.7.1(C)(3) preceding. The Service Rearrangement Charges are as set forth in 6.7.1(C)(3) for the type of change provided by the Telephone Company.

(F) Credit Allowance for DA Service

A per call credit equal to the sum of the DA Service usage sensitive rates set forth in 9.6 following (i.e., DA Service Call, and Tandem Switched Transport) will apply in the following situations:

- (1) When the DA location or DA operator equipment or terminals are out of service due to a Telephone Company equipment failure or an incorrect number is provided following customer connection to a Telephone Company DA operator.
- (2) When a DA operator or DA equipment provides an incorrect number for a call and the customer reports such occurrences to the Telephone Company.
- (3) When a DA call is not completed due to the failure of Directory Access service to DA locations, DA access equipment or DA operator activities, a credit allowance for the switched access service portion in the originating LATA of such DA call will apply. When the customer reports such a call and DA number dialed, time of the call and the date of the call, the number of calls for which a credit will apply will be developed by the Telephone Company in cooperation with the customer.

(N)

(N)

(M)

(M)

(M) Material omitted from this page now appears on Page 529.

ISSUED:
May 1, 2012

Gary L. Kepley
Director - Regulatory Operations
5454 W. 110th Street
Overland Park, Kansas 66211

EFFECTIVE:
July 1, 2012

ACCESS SERVICE

9. Directory Assistance Service (Cont'd)

9.5 Rates and Regulations

(M)

(A) The charge for Directory Assistance as set forth in 9.6(A) applies as long as such connections are provided by the Telephone Company and are maintained exclusively by the interexchange carrier that offers message telephone service (MTS) in accordance with Part 69 Rules.

(B) The charge for Directory Access Installation (i.e., Switched Transport Installation) and Direct-Trunked Transport activation charges as set forth in 6.8.1 preceding will apply to each Directory Access Service installed.

(C)

(M) (C)

(C) The charges for Directory Transport will be assessed on the same basis as the switched access local transport rate elements set forth in 6.1.2 preceding:

(N)

- Entrance Facility
- Direct-Trunked Transport
- Tandem Switched Transport
- Multiplexing

(N)

9.6 Rates and Charges

The rates and charges are:

	<u>Monthly Rate</u>	
(A) Directory Assistance Service	ICB	
(B) Directory Transport	See Section 6.8.2 Switched Transport	(N) (N)

9.7 Directory Assistance Service Locations

(A) Directory Assistance Service is provided under the terms and conditions of Section 9 preceding at the following Telephone Company locations:

None

(N)

(M) This material previously appeared on Page 528.

ISSUED:
May 1, 2012

Gary L. Kepley
Director - Regulatory Operations
5454 W. 110th Street
Overland Park, Kansas 66211

EFFECTIVE:
July 1, 2012