

# THE RAYTOWN WATER COMPANY

## Company Full Certificated Name

*Do not abbreviate; include any Commission approved AKA/DBA/Fictitious Name, if applicable.*

## WATER and/or SEWER ANNUAL REPORT

### SMALL COMPANY

*(Fewer than 8,000 customers)*

## TO THE MISSOURI PUBLIC SERVICE COMMISSION

January 1 - December 31, 2023

This filing is required pursuant to Commission Rules 20 CSR 4240-10.145 and/or Section 393.140 RSMo.

Please indicate which type of service the Company is certificated to provide by checking the appropriate box(es). *(Check all that apply.)*

- ☒ Water Service Provider
- ☐ Sewer Service Provider

Please choose one of the following filing type options:

- ☒ **Public Submission** (NOT Confidential)
- ☐ **Non-Public Submission** (CONFIDENTIAL / Filed Under Seal)  
For this filing to be considered confidential, additional submission of materials is required pursuant to Commission Rule 20 CSR 4240-2.135.

*(To be used when filing under seal.)*

For the calendar year of January 1 - December 31, 2023

1  
2 **Company Name:** THE RAYTOWN WATER COMPANY  
2a **Parent Company Name:** \_\_\_\_\_  
(if applicable)  
3 **Company Mailing Address:** 10017 E. 63rd St. Raytown, MO 64133  
4 **Company Street Address:** Same  
5 **Company Phone Number:** 816-356-0333  
6 **Company E-mail Address:** nclevenger@raytownwater.net  
7 **Name, title, address, phone number, and e-mail of person(s) to contact concerning information contained in this report:**

7a	<u>Neal Clevenger/President</u>	<u>Chikako Thompson/Vice-President</u>
	<u>Name/Title</u>	<u>Name/Title</u>
7b	<u>10017 E. 63rd St.</u>	<u>10017 E. 63rd St.</u>
	<u>Mailing Address</u>	<u>Mailing Address</u>
7c	<u>Same</u>	<u>Same</u>
	<u>Street Address</u>	<u>Street Address</u>
7d	<u>Raytown MO 64133</u>	<u>Raytown MO 64133</u>
	<u>City State Zip</u>	<u>City State Zip</u>
7e	<u>816-356-0333 x 107</u>	<u>816-356-0333 x 103</u>
	<u>Telephone Number</u>	<u>Telephone Number</u>
7f	<u>nclevenger@raytownwater.net</u>	<u>cthompson@raytownwater.net</u>
	<u>E-mail Address</u>	<u>E-mail Address</u>

8 Provide the **Total Company and gross intrastate Operating Revenues** (i.e., Missouri Jurisdictional) for Calendar Year 2023 .



( BOTH COLUMNS MUST BE COMPLETED )


	**	MO Jurisdictional	**	**	Total Company	**
<b>Water Revenues</b>						
9 Total Operating Revenues (From Pg. W-2, Line 22)	\$	3,948,011			\$ 3,948,011	
10 Total Non-Tariffed Revenues (Pg. W-2, Line 25)	\$	176,003			\$ 176,003	
11 <b>TOTAL REVENUES</b> (From Pg. W-2, line 26)	\$	4,124,014			\$ 4,124,014	

(Total MO Jurisdictional Revenue (Line 11 above) should match Statement of Revenue - MoPSC Assessment).

	**	MO Jurisdictional	**	**	Total Company	**
<b>Sewer Revenues</b>						
12 Total Operating Revenues (From Pg. S-2, Line 22)	\$	-				
13 Total Non-Tariffed Revenues (From Pg. S-2, Line 25)	\$	-				
14 <b>TOTAL REVENUES</b> (From Pg. S-2, Line 26)	\$	-			\$ -	

(Total MO Jurisdictional Revenue (Line 14 above) should match Statement of Revenue - MoPSC Assessment).

 Indicates a link to or from another worksheet within workbook  
 Indicates formula cell(s)

  
(To be used when filing under seal.)

Company Name: **THE RAYTOWN WATER COMPANY****CAPITAL STOCK (COMMON AND PREFERRED)**

Class and Series of Stock (a)	Total Number of Shares Authorized (b)	Par or Stated Value Per Share (c)	Total Number of Shares Issued (d)	Current Book Value of Issued Shares of Stock (e)
Common	3,000	\$ 1.00	11,616	\$ 11,616
Common Shares Redeemed		\$ 68.34	-1,583	\$ (108,182)
Adjustment for Rounding (see Pg 2B, Part A)				\$ -
Preferred Shares	500	\$ 10,000.00	283	\$ 2,830,000
				\$ -
<b>Total Value</b>				<b>\$ 2,733,434</b>

**SECURITY HOLDERS AND VOTING POWERS**

Report below the **NAMES** and **ADDRESSES** of the 10 stockholders who, at the end of the year, had the greatest voting powers in the respondent, **AND STATE THE NUMBER OF VOTES** each would have had a right to cast on that date. If any such holder held in trust, give the nature of the trust and the beneficial owner. Show also total votes of **ALL** securities with voting powers.

Names and Addresses (a)	Number of Votes (b)
Neal and Mitsue Clevenger 6120 Elm Raytown, MO 64133	5,430
Juel Clevenger 4124 SW Homestead Dr. Lee's Summit, MO 64082	1,056
Lee Clevenger 26904 Argo Rd. Independence, MO 64057	1,047
Mark Clevenger 1913 NE Foxridge Dr. Blue Springs, MO 64014	1,047
Gene Clevenger 24 Glenora Rd. Bath, Ontario, Canada K0H1G0	1,047
Chikako Thompson 6128 Elm Raytown, MO 64133	135
Yumiko Clevenger-Lee 74 Ryders Ln. Wilton, CT 06897	135
Eriko Clevenger-Pope 10 Lindworth Ln. Ladue, MO 63124	135
<b>Total Number of Votes Held by Above</b>	<b>10,032</b>
<b>Total Number of Votes of All Securities with Voting Rights</b>	

Identify the principal or general officers of the company at the end of the year. Please include an additional sheet, if enough space is not provided on this page, to completely provide the requested information.

Title of General Officer(s)	Name of Person Holding Office
President	Neal Clevenger
Vice-President	Chikako Thompson
Corporate Secretary	Mitsue Clevenger

Indicates formula cell(s)

(To be used when filing under seal.)



**Part A**

Capital Stock (Common and Preferred):

	No. of Shares	Value per Share	Total
Common Shares Issued	11,616	\$1.00	\$11,616.00
Common Shares Redeemed*	-1583	\$68.34	(\$108,182.22)
Sub-Totals	10,033		(\$96,566.22)
Preferred Shares	107	\$10,000.00	\$1,070,000.00
<b>TOTALS</b>	<b>10,140</b>		<b>\$973,433.78</b>

\* Note: 1,583 Shares of Common Stock that were issued have been repurchased by the Company for \$108,182.22

**Part B**

Security Holders and Voting Powers:

Neal and Mitsue Clevenger	5429.6
Juel Clevenger	1055.6
Lee Clevenger	1046.6
Mark Clevenger	1046.6
Gene Clevenger	1046.6
Chikako Thompson	135
Eriko Clevenger-Pope	135
Yumiko Clevenger-Lee	135
Ronald L. Stafford	3
<b>TOTAL SHARES</b>	<b>10033</b>

1 For the calendar year of January 1 - December 31, 2023

2 Company Name: THE RAYTOWN WATER COMPANY

3 This Utility Company is a: (Check the appropriate box.)

- ☒ C-Corporation      ☐ S-Corporation      ☐ Sole Proprietorship  
☐ Partnership      ☐ LLC      ☐ LP  
☐ Other (Please explain)

4 If different than certificated name listed above (e.g., parent corporation name) or if 'Other' is identified, explain:

5 Name of state under the laws of which respondent is incorporated and date of incorporation. If incorporated under a specific law, give reference of such law. If not incorporated, state the fact and give the type of organization and date organized.

Missouri - 1986 as Missouri Public Service, Amended 1992 to The Raytown Water Company

6 Describe **MAJOR** transactions occurring during the year which will have a effect on operations, such as rate changes, replacement of major equipment and other abnormal cash expenditures of \$250 or more. (*Dollar amounts to be recorded on Page W-5 and/or Page S-4, columns d.*)

7 Almost all expenses have greatly increased, including cost of materials

8

9 Wholesale water costs increase every year. This year the increase is 4.7% effective May 1, 2024.

10

11 RWC has offered Preferred Stock to fund major infrastructure improvements. To-date a total of

12 283 shares have been purchased at \$10,000 per share.

13

14 RWC has incurred new expenses, including but not limited to principal & interest payments on the EIERA bond,

15 annual maintenance for the AMI system and interest on Preferred Stock shares sold.

16

17 Wage & salary increseases for longevity and retention of employees.

18

19 Real Estate Property Taxes have experienced a significant increase.

20

21

22

23

24

25

26

27

28

29

30

(To be used when filing under seal.)

1 For the calendar year of January 1 - December 31, 2023


2 Company Name: THE RAYTOWN WATER COMPANY


**NOTE: Please do not try to type over formulas. Totals will calculate automatically in this spreadsheet.**

**BALANCE SHEET**  
**WATER AND SEWER OPERATIONS**  
**ASSETS**

	Account Description (a)	**	Amount (b)	**
3	Water Plant In Service (From Pg. W-5)		\$ 17,766,809	
4	LESS: Water Depreciation Reserve (From Pg. W-5)		\$ 7,686,406	
5	Net Water Plant in Service (Line 3 <b>MINUS</b> Line 4)		\$ 10,080,403	
6	Water Materials and Supplies		\$ 387,659	
7	Water Construction Work in Progress		\$ 2,525,601	
8	Water Plant Held for Future Use		\$ 107,224	
9	Water Plant Acquisition Adjustment			
10	Sewer Plant in Service (From Pg. S-4)		\$ -	
11	LESS: Sewer Depreciation Reserve (From Pg. S-4)		\$ -	
12	Net Sewer Plant in Service (Line 10 <b>MINUS</b> Line 11)		\$ -	
13	Sewer Materials and Supplies			
14	Sewer Construction Work in Progress			
15	Sewer Plant Held for Future Use			
16	Sewer Plant Acquisition Adjustment			
17	Other Plant			
18	Cash		\$ 3,038,775	
19	Accounts Receivable (i.e., Amounts due from customers or other parties.)		\$ 174,580	
20	Other Assets		\$ 372,174	
21	Total Assets*		\$ 16,686,416	

\* Total Assets should balance with Total Equity and Liabilities on Page 5 (see instructions).  
 Difference between Equity & Liabilities and Assets (from Pg. 5).

 Indicates a link to another worksheet within workbook

 Indicates formula cell(s)

(To be used when filing under seal.)

1



For the calendar year of January 1 - December 31, 2023

2 Company Name: **THE RAYTOWN WATER COMPANY****NOTE: Please do not try to type over formulas. Totals will calculate automatically in this spreadsheet.**

**BALANCE SHEET**  
**WATER AND SEWER OPERATIONS**  
**EQUITY AND LIABILITIES**

	Account Description (a)	**	Amount (b)	**
3	Capital Stock (From Page 2)		\$ 2,733,434	
4	Retained Earnings		\$ 6,019,968	
5	Long-Term Debt (banks, etc.- over 1 year) (From Pg. 9)		\$ 4,873,000	
6	Short-Term Debt (banks, etc.- less than 1 year) (From Pg. 9)		\$ 175,000	
7	Water Customer Deposits		\$ 166,860	
8	Water Advances for Construction			
9	Water Contributions In Aid of Construction (From Pg. 8, Line 16)		\$ 690,837	
10	LESS: Water Amortization of Contributions In Aid of Construction (From Page 8, line 24)		\$ 182,719	
11	Net Water Contributions In Aid of Construction (i.e., Line 9 <b>MINUS</b> Line 10)		\$ 508,118	
12	Sewer Customer Deposits			
13	Sewer Advances for Construction			
14	Sewer Contributions In Aid of Construction (From Pg. 8, Line 16)		\$ -	
15	LESS: Sewer Amortization of Contributions In Aid of Construction (From Page 8, line 24)		\$ -	
16	Net Sewer Contributions In Aid of Construction (i.e., Line 14 <b>MINUS</b> Line 15)		\$ -	
17	Deferred Taxes - ITC			
18	Deferred Taxes - Other		\$ 990,518	
19	Accounts Payable; (Amounts owed to other parties; other than debt listed above.)		\$ 1,219,518	
20	Other Liabilities			
21	<b>Total Equity and Liabilities*</b>		<b>\$ 16,686,416</b>	

\* Total Equity and Liabilities should balance with Total Assets on Pg. 4 (see instructions).  
 Difference between Equity & Liabilities and Assets (From Pg. 4).

 Indicates a link to another worksheet within workbook  
 Indicates formula cell(s)

(To be used when filing under seal.)



# **EMPLOYEE PAYROLL INFORMATION**

**INSTRUCTIONS:** Please provide names, titles and salaries for all officers and employees with W-2's. Show total compensation paid to each during the year. Include all amounts including bonuses and other allowances. Enter "0" or none where applicable. Provide explanations where necessary. Use additional sheets if necessary.

Contract Employees (i.e., 1099's or other outside parties) should not be listed on this page. (See page 7.)

Name and Title (a)	Payroll Charged To:			
	Total Utility Compensation (b)	Water Expense (c)	Sewer Expense (d)	Capitalized Payroll (e)
3 Neal Clevenger, President/General Manager	\$ 162,276	\$ 162,276		
4 Mitsue Clevenger, Corp. Secretary	\$ 67,018	\$ 67,018		
5 Chikako Thompson, Vice-President/Corp. Liason	\$ 151,723	\$ 151,723		
6 Leslie Smart, Sr. Accountant	\$ 86,006	\$ 86,006		
7 Toni Cloughly-Stubblefield, Jr. Accountant	\$ 68,252	\$ 68,252		
8 Erica Baier, Customer Service	\$ 56,697	\$ 56,697		
9 Abby Smith, Customer Service	\$ 41,131	\$ 41,131		
10 Jenna Thompson, Customer Service	\$ 43,128	\$ 43,128		
11 Todd Cramer, Sr. Field Technician	\$ 35,373	\$ 35,373		
12 Frances Sherman, Meter Reader	\$ 45,875	\$ 45,875		
13 Brayton Pescetto, Field Technician/Operator	\$ 53,354	\$ 53,354		
14 Marvin Hopkins, Field Services	\$ 44,167	\$ 44,167		
15 Truman Thompson, Field Services	\$ 43,746	\$ 43,746		
16 Tommy Thompson II, Meter Reader	\$ 39,777	\$ 39,777		
17 Tomas Mejia, Meter Reader	\$ 43,530	\$ 43,530		
18 Carry-over from Page 6b	\$ 145,780	\$ 128,664		\$ 17,113
19 <b>Total</b>	<b>\$ 1,127,834</b>	<b>\$ 1,110,718</b>	<b>\$ -</b>	<b>\$ 17,113</b>
		(Total to Pg. W-1)	(Total to Pg. S-1)	

2 Company Name: **THE RAYTOWN WATER COMPANY**

1 For the calendar year of January 1 - December 31, 2023



# **EMPLOYEE PAYROLL INFORMATION**

**INSTRUCTIONS:** Please provide names, titles and salaries for all officers and employees with W-2's. Show total compensation paid to each during the year. Include all amounts including bonuses and other allowances. Enter "0" or none where applicable. Provide explanations where necessary. Use additional sheets if necessary.

Contract Employees (i.e., 1099's or other outside parties) should not be listed on this page. (See page 7.)

1  
2 Company Name: **THE RAYTOWN WATER COMPANY**  
For the calendar year of January 1 - December 31, 2023

Name and Title (a)	Payroll Charged To:			
	Total Utility Compensation (b)	Water Expense (c)	Sewer Expense (d)	Capitalized Payroll (e)
3 Vernon D Aldrich, Accountant	\$ 27,881	\$ 27,881		
4 Bradley Williams, Field Technician	\$ 15,333	\$ 15,333		
5 Bret Barker, Field Services	\$ 53,516	\$ 53,516		
6 Richard Ehlers, Field Services	\$ 5,795	\$ 5,795		
7 Chandis Raygor, Field Services	\$ 24,652	\$ 24,652		
8 Theodore Thompson, Seasonal	\$ 13,739	\$ 13,739		
9 Justin Stubblefield Jr., Seasonal	\$ 4,864	\$ 4,864		\$ (3)
10				
11				
12				
13				
14				
15				
16				
17				
18 Capitalized		\$ (17,116)		\$ 17,116
19 <b>Total</b>	<b>\$ 145,780</b>	<b>\$ 128,664</b>	<b>\$ -</b>	<b>\$ 17,113</b>
		(Total to Pg. W-1)	(Total to Pg. S-1)	

**PAYMENTS FOR SERVICES RENDERED BY OTHER THAN EMPLOYEES**  
**(W-2 Employees should be listed on Page 6)**

**INSTRUCTIONS:** Report below all information concerning rate, management, construction, engineering, research, financial, valuation, legal, accounting, purchasing, advertising, labor relations, public relations, contract operators and contract labor, or other similar professional services or outside services other than employees rendered the respondent under written or verbal arrangements, for which total payments during the year to any corporation, partnership, individual or organization of any kind whatsoever. Attach additional worksheet pages if necessary.

1  
2 Company Name: **THE RAYTOWN WATER COMPANY**

For the calendar year of January 1 - December 31, 2023

Name of Recipient and Description of Service (a)	Amount of Payments:			
	Water		Sewer	
	Expensed (b)	Capitalized (c)	Expensed (d)	Capitalized (e)
3 Utility Service Company - Tower & AMI Maintenance	\$ 129,408			
4 Affordable Heating & Cooling - Office HVAC	\$ 6,084			
5 Marr & Co. - Accounting	\$ 5,340			
6 Emerich & Co. - Audit	\$ 11,375			
7 Results Technology - Computer Hardware & Security	\$ 40,601			
8 Blauvelt Law Firm - Legal Services	\$ 3,540			
9 USIC - Line Locating	\$ 33,399			
10 Verizon Connect - Vehicle Tracking	\$ 19,489			
11 RE&P Midwest - Construction	\$ 70,998	\$ 643,860,000		
12 IBC - Traffic Control	\$ 19,123			
13 Royal Engineering - Engineering Services	\$ 144,000			
14 J A Lillig Quarry - Dump Site	\$ 9,280			
15 Sonrise Lawn Care - Property Maintenance	\$ 8,886			
16 Brydon, Swearengen & England P.C. - Legal Services	\$ 33,330			
17 City of Raytown - ROW Permits & Street Repairs	\$ 39,270	\$ 28,570		
18				
19 <b>Total</b>	<b>\$ 574,123</b>	<b>\$ 643,888,570</b>	<b>\$ -</b>	<b>\$ -</b>
	(Total to Pg. W-1)		(Total to Pg. S-1)	

2 Company Name: **THE RAYTOWN WATER COMPANY**

**CONTRIBUTIONS IN AID OF CONSTRUCTION**


**INSTRUCTIONS:** This account shall include donations or contributions in cash, services, or property for construction purposes. The records supporting the entries to this account shall be so kept that the utility can furnish information as to the purpose of each donation, the conditions, if any, upon which it was made, the amount of each donation, and the amount applicable to each utility department. The credits (deductions) to this account shall not be transferred to any other account without the approval of the Commission.

(a)		Water (b)	Sewer (c)
3	Balance at Beginning of Year <i>(From last years report, Pg. 8)</i>	\$ 690,837	
4	<b>PLUS:</b> Additions During the Year <i>(Please provide a detailed explanation.)</i>		
5			
6			
7			
8			
9	<b>Total Additions</b>	\$ -	\$ -
10	<b>LESS:</b> Deductions During the Year <i>(Please provide a detailed explanation.)</i>		
11			
12			
13	Retire and cap off service connection, but no connection fee money returned = no entry here		
14			
15	<b>Total Deductions</b>	\$ -	\$ -
16	Balance at End of Year	\$ 690,837	\$ -
		<i>(Total to Pg. 5)</i>	<i>(Total to Pg. 5)</i>

**AMORTIZATION OF CONTRIBUTIONS IN AID OF CONSTRUCTION**

*(Please identify as Account Number 271A)*

17 **PLEASE CHOOSE FROM THE DROP DOWN BOX WHICH METHOD THE UTILITY UTILIZES FOR ITS RECORDS.**

Attached Method 



**Distribution Method**

(a)		Water (b)	Sewer (c)
18	Balance of Amortization at First of Year <i>(not Total of CIAC line 3)</i>		
19	<b>Total Contributions in Aid at End of Year</b> <i>(see above)</i>		
20	<b>Total Plant in Service at End of Year</b> <i>(From Pg. W-5 or S-4)</i>		
21	Percentage Contributions to Plant		
22	<b>Total Depreciation Expense</b> <i>(From Pg. W-5 or S-4)</i>		
23	<b>Total Amortization of Contributions</b> <i>(To Pg. W-1, S-1)</i>		
24	Balance at End of Year		
		<i>(Total to Pg. 5)</i>	<i>(Total to Pg. 5)</i>

**OR**

**Attached Method**

(a)		Water (b)	Sewer (c)
25	Balance of Amortization at First of Year <i>(not Total of CIAC Line 3)</i>	\$ 182,719	
26	<b>Total Amortization of Contributions</b> <i>(To Pg. W-1, S-1)</i>		
27	Balance at End of Year	\$ 182,719	\$ -
		<i>(Total to Pg. 5)</i>	<i>(Total to Pg. 5)</i>

-  Indicates a link to another worksheet within workbook  
 Indicates formula cell(s)

*(To be used when filing under seal.)*



1

2 Company Name:

THE RAYTOWN WATER COMPANY

**INTEREST EXPENSE, NOTES PAYABLE, BONDS, BANK LOANS AND OTHER DEBTS**

**INSTRUCTIONS:** Please report information for the current annual reporting year. List each separate item of debt. Please identify the named borrower for each debt, if different from the company. Show principal amount to which each interest rate applies. Include all items on which interest was paid during the year. Use additional worksheets if necessary.

Type of Debt (i.e., Notes Payable, Bonds, Bank Loans, Shareholder Loans, Affiliate Loans, etc.) (a)	Contact Information of Each Lender (Name, Address, Phone No., Email) (b)	Origination Date (c)	Initial Loan Amount (d)	Interest Rate (e)	Type of Interest Rate; (Fixed, Variable) (f)	Frequency of Payments (Semi- Monthly, Monthly, Quarterly, Annually, etc.) (g)	Balance of Loan at Year End		Debt Paid off During Year? Y or N (k)	Total Interest Paid During the Year (l)	Interest Paid - Charged To:	
							Long Term Debt (Over one year.) (h)	Short Term Debt (Less than one year.) (i)			Water Utility (m)	Sewer Utility (n)
3 EIERA Bond	UMB Bank 1010 Grand Ave. Kansas City, MO 816-860-3008	7/1/22	\$5 million	7.50%	Fixed	Semi-Annual	\$ 4,590,000.00	\$ 175,000.00	N	\$ 89,344	\$ 89,344	
4 Preferred Stock Dividends	See Page 9B			7.50%	Fixed	Quarterly	\$ 283,000.00		N	\$ 152,564	\$ 152,564	
5												
6												
7												
8												
9	<b>Total</b>						\$ 4,873,000.00	\$ 175,000.00		\$ 241,908	\$ 241,908	\$ -
							(Totals to Page 5)				(Total to Pg. W-1)	(Total to Pg. S-1)

10 If the answer to column (f) is variable, please explain the method used for the interest rate calculation below with corresponding line number from above.

**PREFERRED STOCK - INTEREST PAID IN 2023**

Name	Address	Purchase Date	# of Shares	2023 Total Interest Paid
Lee Clevenger	26904 E. Argo Rd. Independence, MO 64057	4/12/21	3	
		7/7/21	2	
Total			5	\$3,207.65
Donald E. Merker	7048 Lakeshore Dr. Raytown, MO 64133	4/12/21	1	
		7/3/23	3	
Total			4	\$1,192.98
Richard & Mary Lou Cheek <i>*10 Shares Redeemed 5/5/23</i>	10608 E 65th St. Raytown, MO 64133	4/12/21	10	\$3,381.30
Neal & Mitsue Clevenger	6128 Elm Raytown, MO 64133	4/12/21	27	\$17,321.31
Clarence Michael Moore	6828 Englewood Raytown, MO 64133	6/15/21	1	
		4/14/22	1	
		7/15/22	1	
		4/1/23	2	
		6/30/23	2	
Total			7	\$3,052.09
Allen Carriere	9355 E 70th Terr. Raytown, MO 64133	7/1/21	6	
		7/15/22	2	
Total			8	\$5,132.24
Madison Hayman	11209 E 55th Terr. Raytown, MO 64133	7/1/21	6	
		4/1/23	3	
		6/30/23	5	
Total			14	\$5,917.63
Norma L. Popp	9367 E. 65th St. Raytown, MO 64133	7/2/21	4	\$2,566.12
Opal M. Williams	11303 E 61st Terr. Raytown, MO 64133	7/7/21	11	
		1/17/23	8	
			19	\$11,271.63
Darrel Frolin	12204 E 48th Terr. S. Independence, MO 64055	7/8/21	3	
		10/13/21	1	
		1/11/23	2	
		4/13/23	2	
		7/13/23	1	
Total			9	\$4,673.52

Brenda Frolin	12204 E 48th Terr. S. Independence, MO 64055	7/8/21	5	
		1/11/23	2	
		4/13/23	3	
		Total	10	\$5,337.60
Joann Merker	7048 Lakeshore Dr. Raytown, MO 64133	7/6/21	3	\$1,924.59
Barbara J. Flahive Revocable Trust May 22, 1998	Dated 17008 E. 38th Terr. S. Independence, MO 64055	10/5/21	1	
		1/9/23	1	
		Total	2	\$1,184.78
Marjorie Groom	8409 Westridge Rd. Raytown, MO 64138	10/8/21	2	
		3/21/23	2	
		Total	4	\$2,033.36
Timothy Leland Wright or Carol Ann Wright, Trustees or Successor Trustees of the Wright Trust, Dated March 9, 2022	9204 E. 65th St. Raytown, MO 64133	10/14/21	1	\$641.53
Neal S. Clevenger and Mitsue Clevenger, Co- Trustees of the Neal S. Clevenger and Mitsue Clevenger Revocable Trust Agreement Dated June 20, 2013	6128 Elm Raytown, MO 64133	10/14/21	20	
		4/15/22	15	
		11/1/22	37	
		1/13/23	10	
		4/13/23	28	
		5/5/23	10	
		Total	120	\$63,389.73
Clement Maciel	5436 Cedar Ave. Raytown, MO 64133	4/12/23	1	\$1,203.35
		7/10/23	5	
			6	
Aaron & Debbie Brown	5729 Lane Ave. Raytown, MO 64133	1/18/22	1	
		4/13/23	1	
		Total	2	\$992.08
Steven R. Arthur	4945 S. Fuller Ave. Independence, MO 64055	4/12/22	18	
		10/21/22	4	
		1/10/23	3	
		Total	25	\$15,666.06
Edward Taylor	1910 W. 139th St. Leawood, KS 66224	1/13/23	3	\$1,605.15



Steve W. Groom	11405 E. 71st St. Raytown, MO 64133	3/21/23	1	\$375.15
Clarissa E. Murray	11104 E 73rd St. Raytown, MO 64133	7/10/23	1	\$170.15
Gerald & Mary Snow	10910 E. 58th St. Raytown, MO 64133	7/14/23	1	\$161.95
Kevin Lewis	9813 E. 60th Terr. Raytown, MO 64133	7/14/23	1	\$161.95
Claudia N Barewin Trust	4535 Rockhill Terr. Kansas City, MO 64110	10/17/23	2	
Lee E Barewin Trust	4535 Rockhill Terr. Kansas City, MO 64110	10/17/23	2	
Gregory R Munsterman	5213 Crisp Raytown, MO 64133	10/18/23	2	


	293	
less redeemed	-10	
<b>Total Shares</b>	<b>283</b>	<b>\$152,563.90</b>


1

For the calendar year of January 1 - December 31, 2023

2 Company Name: **THE RAYTOWN WATER COMPANY****WATER OPERATING REVENUES, EXPENSES AND STATISTICS**

	Description (a)	Amount (b)
3	<b>Total Revenues</b> (From Pg. W-2)	\$ 4,124,014
	<b><u>Operating Expenses</u></b>	
4	Salaries & Wages (From Pg. 6)	\$ 1,110,718
5	Employee Pensions and Benefits	
6	Purchased Water	\$ 1,284,421
7	Plant Operations Expenses (From Pg. W-3, Line 12)	\$ 26,794
8	Billing Expenses	\$ 67,557
9	Supplies and Expenses	\$ 9,590
10	Transportation Expenses	\$ 33,427
11	Rent Expense	\$ 51,018
12	Insurance Expense	\$ 111,349
13	Outside Services Employed (e.g., Legal, Accounting, etc.) (From Pg.7)	\$ 574,123
14	Regulatory Commission Expenses	\$ 32,037
15	Uncollectible Expenses	\$ 19,349
16	Depreciation Expense (From Pg. W-5, Line 49)	\$ 894,949
17	Amortization of Contributions in Aid of Construction (From Page 8)	\$ -
18	Amortization Expense	
19	Tax Expenses (e.g., Property, State, Federal, etc.) (From Pg. W-3, Line 20)	\$ 336,455
20	Interest Expense (From Pg. 9)	\$ 241,908
21	Other Expenses	
22	<b>Total Operating Expenses</b>	\$ 4,793,695
23	<b>Net Income (Loss)</b> - (A negative number indicated by ( ) represents a loss.)	\$ (669,681)

 Indicates a link to another worksheet within workbook

 Indicates formula cell(s)

1

For the calendar year of January 1 - December 31, 2023

2 Company Name: **THE RAYTOWN WATER COMPANY****WATER OPERATING REVENUES, EXPENSES AND STATISTICS (Continued)**

(Please indicate if metered amounts are in cubic feet measurements.)

Description (a)	No. of Customers		No. of Gallons Sold (000's Omitted) (d)	Revenue Amount (e)
	Beginning of Year (b)	End of Year (c)		
<u>Unmetered Sales of Water</u>				
3 Residential - Single Family			XXXX	
4 Residential - Apartments			XXXX	
5 Residential - Mobile Homes			XXXX	
6 Commercial			XXXX	
7 Other Sales to Public Authorities			XXXX	
8 Other			XXXX	
9 Total Unmetered Sales	0	0		\$ -
<u>Metered Sales of Water</u>				
10 5/8" Meter	6,541	6,542	336,136	\$ 3,742,663
11 3/4" Meter				
12 1" Meter				
13 1 1/2" Meter				
14 2" Meter				
15 Other				
16 Total Metered Sales	6,541	6,542	336,136	\$ 3,742,663
<u>Tariffed Operating Revenues</u>				
17 Late Payment Fees				\$ 90,818
18 Returned Check Fees				\$ 2,630
19 Inspection Fees				\$ 345
20 Reconnect Fees				\$ 111,555
21 Other Revenue				
22 Total Operating Revenues (From Tariffed Services) (To Pg. 1, line 9)				\$ 3,948,011
<u>Non Tariffed Revenues</u>				
23 Rent Income				\$ 176,003
24 Other Income, (e.g., from Merchandising, Jobbing & Contract Work, etc.)				
25 Total Non-Tariffed Revenues (To Pg. 1, Line 10)				\$ 176,003
26 Total Revenues * (To Pg. 1, Line 11)				\$ 4,124,014
(Total to Pg. W-1 and Pg. 1)				

\* Total Operating Revenues should match Statement of Revenue (MOPSC Assessment).

Indicates a link to another worksheet within workbook



Indicates formula cell(s)



1 For the calendar year of January 1 - December 31, 2023  
 2 Company Name: THE RAYTOWN WATER COMPANY

**WATER OPERATING REVENUES, EXPENSES AND STATISTICS (Continued)**

Description of Expenses (a)	Amount (b)
<b><u>Plant Operations Expenses</u></b>	
3 Repairs of Water Plant - Pump Repair	
4 Repairs of Water Plant - Well Repair	
5 Repairs of Water Plant - Water Line Repair	
6 Repairs of Water Plant - Equipment Repair	\$ 14,101
7 Repairs of Water Plant - Other	
8 Fuel or Power Purchases for Pumping (i.e., Electric Bills, etc.)	\$ 10,056
9 Chemicals	
10 Water Testing Expenses	\$ 2,637
11 Other Plant Operations Expenses	
12 <b>Total Plant Operations Expenses</b>	\$ 26,794
	(Total to Page W-1)
<b><u>Tax Expenses</u></b>	
13 Tax Expense - Property Taxes	\$ 249,037
14 Tax Expense - Payroll Taxes	\$ 87,418
15 Tax Expense - Franchise Taxes	
16 Tax Expense - Other Taxes	
17 Tax Expense - Federal Income Taxes	
18 Tax Expense - State Income Taxes	
19 Tax Expense - Investment Tax Credits	
20 <b>Total Tax Expenses</b>	\$ 336,455
	(Total to Pg. W-1)

-  Indicates a link to another worksheet within workbook  
 Indicates formula cell(s)

(To be used when filing under seal.)

# **PUMPING AND PURCHASED WATER STATISTICS**



*(Omit 000's in reporting number of gallons or cubic feet of water. Use additional sheets if necessary.)*

GALLONS PUMPED INTO SYSTEM					
Please indicate measurements given are in gallons or cubic feet by choosing from the dropdown box.					Gallons
SERVICE MONTHS (Number of gallons pumped per month.) (a)	SOURCE OF SUPPLY (Please name <u>each</u> source below in columns b-e (i.e., Well #1, etc.)				TOTAL OF ALL METHODS (b+c+d+e=f) (f)
	Kansas City				
	Water Dept.	N/A	N/A	N/A	
	(b)	(c)	(d)	(e)	
JANUARY	27,288,250				27,288,250
FEBRUARY	25,935,290				25,935,290
MARCH	19,640,152				19,640,152
APRIL	21,033,916				21,033,916
MAY	24,392,077				24,392,077
JUNE	46,861,607				46,861,607
JULY	44,385,996				44,385,996
AUGUST	29,388,208				29,388,208
SEPTEMBER	41,571,174				41,571,174
OCTOBER	29,389,398				29,389,398
NOVEMBER	21,539,901				21,539,901
DECEMBER	16,418,366				16,418,366
Totals for Year	347,844,335	0	0	0	347,844,335

Maximum Quantity Supplied to the System in Any One Day:  Minimum:

Range of Pressure in the Mains as Measured at the Highest Point on System:

If Water is Sold to Other Utilities for Resale, List Names, Addresses, Phone Numbers and Quantities Below:			
Name of Reseller	Address	Phone Number	Quantity
N/A	N/A	N/A	N/A

 Indicates a link to another worksheet within workbook  
 Indicates formula cell(s)

*(To be used when filing under seal.)*

Company Name: **THE RAYTOWN WATER COMPANY**

For the calendar year of January 1 - December 31, 2023



1

For calendar year of January 1 - December 31, 2023

2 Company Name:

THE RAYTOWN WATER COMPANY

**WATER UTILITY PLANT IN SERVICE****DEPRECIATION EXPENSES AND RESERVE - WATER UTILITY PLANT**

Account Description (A)	USOA Account. No. Class B, C or D (B)	Plant Balance at Beginning of Year (C)	Additions During the Year (D)	Book Cost of Plant Retired* (E)	Cost of Removal* (F)	Salvage Credit* (G)	Plant Balance at End of Year (C+D-E) (H)	Reserve Balance at Beginning of Year (I)	Annual Depreciation Rate % (J)	Depreciation Expense** $J*(C+H)/2$ (K)	Reserve Balance at END of Year (I-E-F+G+K) (L)
<u>Intangible Plant</u>											
3 Organization	301						0				0
4 Franchise and Consents	302						0				0
5 Miscellaneous Intangible Plant	303						0				0
<u>Source of Supply Plant</u>											
6 Land and Land Rights	310						0				0
7 Structures and Improvements	311						0				0
8 Collecting & Impounding Reservoirs	312						0				0
9 Lake, River, and Other Intakes	313						0				0
10 Wells and Springs	314						0				0
11 Infiltration Galleries and Tunnels	315						0				0
12 Supply Mains	316						0				0
13 Other Water Source Plant	317						0				0
<u>Pumping Plant</u>											
14 Land and Land Rights	320						0				0
15 Structures and Improvements	321						0				0
16 Boiler Plant Equipment	322						0				0
17 Other Power Production Equipment	323						0				0
18 Submersible Electric Pumping	325.1						0				0
19 High Service or Booster Pumps	325.2						0				0
20 Diesel Pumping Equipment	326						0				0
21 Hydraulic Pumping Equipment	327						0				0
22 Other Pumping Equipment	328						0				0



1  
2 Company Name: **THE RAYTOWN WATER COMPANY**

For calendar year of January 1 - December 31, 2023

**WATER UTILITY PLANT IN SERVICE**

**DEPRECIATION EXPENSES AND RESERVE - WATER UTILITY PLANT**

Account Description (A)		USOA Account. No. Class B, C or D (B)	Plant Balance at Beginning of Year (C)	Additions During the Year (D)	Book Cost of Plant Retired* (E)	Cost of Removal* (F)	Salvage Credit* (G)	Plant Balance at End of Year (C+D-E) (H)	Reserve Balance at Beginning of Year (I)	Annual Depreciation Rate % (J)	Depreciation Expense** J*(C+H)/2 (K)	Reserve Balance at END of Year (I-E-F+G+K) (L)
<u>Water Treatment Plant</u>												
23	Land and Land Rights	330						0				0
24	Structures and Improvements	331						0				0
25	Water Treatment Equipment	332						0				0
<u>Transmission &amp; Distribution Plant</u>												
26	Land and Land Rights	340	107,560					107,560				0
27	Structures and Improvements	341						0				0
28	Distribution Reservoirs & Standpipes	342	2,909,729	10,837				2,920,566	2,070,247	2.50%	73,014	2,143,261
29	Transmission & Distribution Mains	343	7,935,894	210,892	4,490			8,142,296	2,779,714	2.00%	160,973	2,936,197
30	Fire Mains	344						0				0
31	Services	345	269,050	3,350				272,400	172,417	2.50%	6,810	179,227
32	Meters	346	988,695	1,740,697	1,707,976			1,021,416	863,169	Varies	192,723	-652,084
33	Meter Installations	347	396,620		3,349			393,271	279,932	5.70%	22,416	298,999
34	Hydrants	348	1,333,931	24,144	1,215			1,356,860	487,838	2.00%	27,137	513,760
35	Other Transmission & Distribution Plant	349	258,013					258,013	258,013			258,013
<u>General Plant - (Class B&amp;C are Same)</u>		B & C	D									
36	Land and Land Rights	389	370	140,051				140,051				0
37	Structures and Improvements	390	371	1,098,293	32,073	18,290		1,112,076	344,239	2.50%	27,174	353,123
38	Office Furniture and Equipment	391	372	131,056				131,056	59,774	2.50%	7,467	67,241
39	Office Computer & Electronic Equipment	391.1	372.1	159,076				159,076	159,076	2.50%		159,076
40	Transportation Equipment	392	373	999,198	122,238	115,282		1,006,155	474,081	7.80%	78,480	437,279
41	Other General Equipment	none	379					0				0
42	Stores Equipment	393	none					0				0

1  
2 Company Name: **THE RAYTOWN WATER COMPANY**

For calendar year of January 1 - December 31, 2023

**WATER UTILITY PLANT IN SERVICE**

**DEPRECIATION EXPENSES AND RESERVE - WATER UTILITY PLANT**

Account Description (A)	USOA Account. No. Class B, C or D (B)	Plant Balance at Beginning of Year (C)	Additions During the Year (D)	Book Cost of Plant Retired* (E)	Cost of Removal* (F)	Salvage Credit* (G)	Plant Balance at End of Year (C+D-E) (H)	Reserve Balance at Beginning of Year (I)	Annual Depreciation Rate % (J)	Depreciation Expense** J*(C+H)/2 (K)	Reserve Balance at END of Year (I-E-F+G+K) (L)
43 Tools, Shop and Garage Equipment	394 none	161,476					161,476	155,447	5.00%	8,074	163,521
44 Laboratory Equipment	395 none	5,660					5,660	5,660	5.00%		5,660
45 Power-operated Equipment	396 none	497,553	41,187				538,740	493,051	6.70%	264,190	757,241
46 Communication Equipment	397 none	40,137					40,137	39,401	6.70%	26,490	65,891
47 Miscellaneous Equipment	398 none						0				0
48 Other Tangible Property	399 none						0				0
49 Total Water Utility Plant In Service	<b>Totals</b>	17,431,992	2,185,419	1,850,602	0	0	17,766,809	8,642,059		894,949	7,686,406
							(Total to Pg. 4 & 8)			(Total to Pg. 8 & Pg. W-1)	(Total to Pg. 4)

- Indicates a link to another worksheet within workbook
- Indicates formula cell(s)

(To be used when filing under seal.)

- \* All entries included in Columns "E", "F" and "G" should be supported by records that identify the property retired and the cost of removal or salvage in detail.
- \*\* Annual Depreciation Expense should be calculated based upon actual in-service and retirement date(s) of new equipment and retirements during the period.
- \*\* The depreciation expense formula provided is only an approximation assuming all activity for the year occurred mid year.

**NOTE:** All entries should be supported by records that identify the property being added or retired, its location, and its original cost in as much detail as reasonably possible. If adjustments are included in Columns "E", "F" and/or "G", use additional sheets.

Comments:

1

For the calendar year of January 1 - December 31, 2023

2 Company Name:

THE RAYTOWN WATER COMPANY**PUMP INFORMATION**

	Pump Manufacturer (a)	Type of Pump (i.e., High Service, Well, Standby, etc.) (b)	Capacity (c)	Date Installed (d)	Date of Last Motor Replacement (e)	Date of Last Pump Replacement (f)
3	N/A	N/A	N/A	N/A	N/A	N/A
4						
5						
6						
7						
8						
9						
10						
11						
12						



1

For the calendar year of January 1 - December 31, 2023

2 Company Name:

THE RAYTOWN WATER COMPANY**WELL INFORMATION**

3 Description of Wells (a)	Well ID#/ Location	Well ID#/ Location	Well ID#/ Location	Well ID#/ Location
	N/A	N/A	N/A	N/A
	(b)	(c)	(d)	(e)
4 Year Constructed				
5 Type of Construction				
6 Type and Depth of Casing				
7 Depth and Diameter of Well				
8 Yield of Well in Gallons per day				
<div> <div></div> <div><u>Chemicals</u></div> </div>				
9 Type -				
10 Annual Cost -				
11 Annual Quantity -				

(To be used when filing under seal.)

METERS AND METER SETTINGS

Customer Class (a)	Meter Size (b)	Total at Beginning of Year (c)	Total Number of Additions (d)	Total Number Removed or Disconnected (e)	Total at End of Year (f)
Residential:					
	<1"	6,102	1		6,103
	1"-2"	143			143
	>2"	10			10
Other Customers:					
Commercial		379			379
					0
Total in Use by Customers		6,634	1	0	6,635
Not in Use: (i.e., Inventory)					
					0
					0
Total Meters		6,634	1	0	6,635

STORAGE FACILITIES

Type of Storage (i.e., Pneumatic, Ground, Standpipes, Elevated Tanks, etc.) (a)	Construction Material (b)	Last Date Painted if Applicable (indicate interior or exterior) (c)	Capacity (d)
Elevated Tank (Hydropillar) - E. 63rd St.	Steel	7/7/19 Int; 8/25/21 Ext	2M Gallons
Elevated Tank - Gregory	Steel	4/25/16 Int; 4/25/16 Ext	250,000 Gallons
Elevated Tank - E. 51st St.	Steel	4/11/17 Int; 7/17/18 Ext	250,000 Gallons

Indicates formula cell(s)

(To be used when filing under seal.)

**WATER MAINS (measurement in feet)**

1  
2 Company Name: **THE RAYTOWN WATER COMPANY**

	Kind of Pipe (i.e., Cast Iron, Galvanized, Iron, PVC, etc.) (a)	Diameter of Pipe (b)	Total at Beginning of Year (c)	Total Additions During the Year (d)	Total Removed or Abandoned During the Year (e)	Total at End of Year (f)
3	Cast Iron	Varies	320,889		5,870	315,019
4	Galvanized	2"	11,263			11,263
5	Plastic PVC	Varies	14,485	5,870		20,355
6	Ductile Iron	Varies	32,111			32,111
7	Copper	Varies	462			462
8						0
9						0
10						0
11						0
12						0
13						0
14						0
15						0
16	<b>Total Mains</b>		379,210	5,870	5,870	379,210

**SERVICE CONNECTIONS AVAILABLE FOR USE (from Main to Property Line)**

	Size and Type of Material (i.e., Iron, Copper, PVC, etc.) (a)	Total No. at Beginning of Year (b)	Total No. of Additions (c)	Total No. Retired or Abandoned (d)	Total No. at End of Year (e)
	<u>In Use:</u>				
17	Galvanized	67			67
18	Copper	7,177	1		7,178
19					0
20					0
	<u>For Future Use:</u>				
21					0
22					0
23					0
24					0
25	<b>Total of All Services</b>	7,244	1	0	7,245

For the calendar year of January 1 - December 31, 2023



Company Name: THE RAYTOWN WATER COMPANY**VERIFICATION**

The foregoing report must be verified by the Oath of the President, Treasurer, General Manager or Receiver of the Company. The Oath required may be taken before any person authorized to administer an oath (Notary Public) by the laws of the State in which the same is taken.

**OATH**

State Of Missouri }  
 } ss:  
 County Of Jackson }

Neal Clevenger makes oath and says that  
**Name of Affiant** (Company Official/Representative)

s/he is President  
**Official Title of the Affiant** (Company Official/Representative)

of The Raytown Water Company  
**Exact Legal Title or Name of the Respondent** (Certificated Company Name)

and is located at 10017 E. 63rd Street Raytown, MO 64133 816-356-0333  
**Address and Telephone Number of the Affiant** (Company Official/Representative)

that s/he has 1) examined the foregoing report; that to the best of his or her knowledge, information, and belief, all statements of fact contained in the said report are true and the said report is a correct statement of the business and affairs of the above-named respondent, and 2) examined (and updated as applicable) the Company's contact information in EFIS; to the best of his or her knowledge, information, and belief, all listed contacts are correct.

from January 1, 2023, to and including December 31, 2023  
 Month/Day Year Month/Day Year

Neal Clevenger

**Signature of Affiant** (Company Official/Representative)  
 (If electronic signatures are used, you must use "/s/" before the name.)

Subscribed and sworn to before me, a Notary Public, in and for the State and County above named,

this 14th day of June, 2024.  
 My Commission expires: Oct 15, 2027

ERICA N BAIER  
 Notary Public, Notary Seal  
 State of Missouri  
 Jackson County  
 Commission # 19728554  
 My Commission Expires 10-15-2027

Erica N Baier

**Signature of Notary Public**

(If electronic signatures are used, you must use "/s/" before the name.)

19728554

**Notary Public Commission Number**