

Exhibit No.: 108
Issue(s): Lead Service Line
Replacement, AAO for LSLR
Witness: James A. Merciel, Jr., PE
Sponsoring Party: MoPSC Staff
Type of Exhibit: Rebuttal Testimony
Case No.: WR-2017-0285
Date Testimony Prepared: January 17, 2018

MISSOURI PUBLIC SERVICE COMMISSION
COMMISSION STAFF DIVISION
WATER AND SEWER DEPARTMENT

REBUTTAL TESTIMONY

OF

JAMES A MERCIEL, JR., PE

Staff Exhibit No. 108
Date 3-5-18 Reporter A.F.
File No. WR-2017-0285

MISSOURI-AMERICAN WATER COMPANY

CASE NO. WR-2017-0285

Jefferson City, Missouri
January 2018

1
2
3
4
5
6
7
8
9
10

**TABLE OF CONTENTS OF
REBUTTAL TESTIMONY
OF
JAMES A MERCIEL, JR., PE
MISSOURI-AMERICAN WATER COMPANY
CASE NO. WR-2017-0285**

EXECUTIVE SUMMARY..... 1
LEAD WATER SERVICE LINE REPLACEMENTS..... 2
ACCOUNTING TREATMENT OF LSL REPLACEMENTS 7

1 REBUTTAL TESTIMONY

2 OF

3 JAMES A MERCIEL, JR., PE

4 MISSOURI-AMERICAN WATER COMPANY

5 CASE NO. WR-2017-0285

6 Q. Please state your name and business address.

7 A. My name is James A. Merciel, Jr., PE, and my address is P. O. Box 360,
8 Jefferson City, Missouri, 65102.

9 Q. By whom are you employed and in what capacity?

10 A. I am employed by the Missouri Public Service Commission ("Commission") as
11 a Utility Regulatory Engineering Supervisor, in the Water and Sewer Department.

12 Q. Can you please describe your education, work responsibilities, and work
13 experience?

14 A. Yes. My qualifications, responsibilities, and experience, along with a list of
15 cases in which I have provided testimony, are included with this rebuttal testimony as
16 Schedule JAM-r1, and incorporated herein by reference.

17 **EXECUTIVE SUMMARY**

18 Q. What is the purpose of this rebuttal testimony?

19 A. The purpose of this rebuttal testimony is to state Staff's disagreement with the
20 direct testimony of Office of the Public Counsel ("OPC") witness Dr. Geoff Marke regarding
21 lead water service line ("LSL") replacements; and to address Staff's position on future
22 accounting handling of LSL replacement costs.

1 **LEAD WATER SERVICE LINE REPLACEMENTS**

2 Q. Can you briefly describe MAWC's current LSL replacement program?

3 A. Yes. During 2016, MAWC began a program on its own initiative to replace
4 not only company-owned LSL assets, but also customer owned LSLs as they were
5 encountered, primarily during main replacement projects. When planning projects designed
6 to replace aging obsolete water mains that leak or break frequently, MAWC researches its
7 records of water service lines that connect water mains to customers' premises and undertakes
8 on-site observations to determine LSL locations on specific properties. For customers who
9 have any portion of a water service line that has lead components, considered to be a LSL,
10 MAWC offers to enter into a contract with each involved customer to pay a plumbing
11 contractor to replace all or a portion, as appropriate, in order to remove all lead. Any such
12 customer is not required to permit MAWC to pay for replacement of a LSL and may decline
13 the offer.

14 The LSL replacement issue was addressed in greater detail in Case No.
15 WU-2017-0296, in which MAWC sought and obtained an accounting authority order (AAO)
16 as a mechanism to record its expenditures associated with customer-owned assets for future
17 recovery. My rebuttal testimony in that case is included with this testimony as
18 Schedule JAM-r2, and that of Water and Sewer Department Staff member Jonathan Dallas is
19 included as Schedule JAM-r3.

20 Q. Do you agree with Dr. Marke's direct testimony, in which he expresses a
21 disagreement with MAWC undertaking its lead service line (LSL) replacement program to
22 pay for the replacement of customer-owned LSLs as they are encountered during main
23 replacement projects?

24 A. No, I do not agree with Dr. Marke's position.

1 Q. Why do you disagree with Dr. Marke's position?

2 A. I disagree with Dr. Marke's position as stated in his cost of service
3 direct testimony, beginning on page 11 line 20 and continuing through page 12 line 26, in that
4 he states MAWC should cease its present practice of replacing LSLs during main replacement
5 projects. Dr. Marke alleges the current practice is "haphazard," alleges the current practice
6 may not be legal and could violate MAWC's approved tariff (ref. MAWC's schedule of rates
7 and rules MO PSC No. 13 sometimes referred to as MAWC's "consolidated water tariff"),
8 states that MAWC did not take into consideration policy and financial implications, and
9 seemingly implies that before undertaking its LSL replacement program, MAWC should have
10 obtained the Commission's approval before beginning the program. I also disagree that what
11 OPC refers to as its "proposed pilot program," designed to study LSL replacements, as
12 described in Dr. Marke's testimony from Case No. WU-2017-0296 that is attached to his
13 direct testimony in this case, is a reasonable course of action as proposed, and should not be
14 adopted by the Commission.

15 Q. Why should the Commission not adopt OPC's proposed pilot program, as
16 outlined by Dr. Marke, regarding LSL replacements in this case?

17 A. While I would agree that reasonable study of issues associated with LSL
18 replacements would be valuable for a comprehensive LSL replacement program, I disagree
19 with the implementation of OPC's proposed pilot program for two reasons. First, any such
20 comprehensive LSL replacement studies should not be predicated upon MAWC cessation of
21 its current practice of full LSL replacement. And second, OPC's proposed pilot program may
22 be overreaching, by asserting a workgroup to manage MAWC's work such as selecting

1 MAWC-hired contractors, and addressing non-jurisdictional issues such as lead in house paint
2 and real estate disclosure.

3 A. A water service line is defined in each water utility's tariff, but it is generally a
4 pipeline connecting the customer's home or building plumbing to either the water utility's
5 water distribution main, most often but not always located under or near the street fronting the
6 property, or to a utility-owned water service line connected to the water main and ending at or
7 near the customers' property line. A definition for the water service line is provided in
8 MAWC's own tariff.

9 Q. What does MAWC's water tariff require of customers with regard to water
10 service lines?

11 A. Customers are required to own and maintain the portion of the water service
12 line generally from the outdoor water meter or the property line to the house or building,
13 except in St. Louis County where customers are required to own and maintain the entire water
14 service line from and including the connection to MAWC's water main to the house or
15 building. When MAWC gets questions from customers about any problem with a
16 customer-owned water service line, the normal utility response would be that the customer is
17 responsible to correct whatever the problem might be. Also, if a customer has a problem,
18 such as a leak that might cause other problems that could include water pressure, an
19 introduction of a risk of contamination of water from a source outside the pipe, or leaking
20 water causing a hazard on a sidewalk or in a street, the utility could enforce a tariff rule
21 stating the customer must keep customer-owned water-related assets in good repair.

22 Q. What impact do MAWC tariff rules have upon LSL replacements?

Rebuttal Testimony of
James A. Merciel, Jr., PE

1 A. None. A LSL is simply a water service line that is made of lead or has
2 components or portions made of lead. Tariff rules regarding water service lines apply as
3 normal.

4 Q. What impact do MAWC tariff rules for service lines have upon water main
5 replacements?

6 A. None. Water main replacements do not involve tariff rules because the
7 practice of a water utility undertaking its main replacement projects does not require anything
8 of customers. Water main replacements inherently involve the utility disconnecting water
9 service lines from a water main and reconnecting to the new water main, and in some
10 situations such water service lines are owned by the customers. In that situation, it involves
11 the water utility working on or causing work to be done on the customer-owned asset by
12 cutting, shortening or extending pipeline, installing new fittings, and physically connecting
13 the service line to the new water main, which the utility undertakes and requires no action by
14 individual customers.

15 Q. What makes MAWC's current LSL replacement program that is undertaken in
16 conjunction with water main replacements different from other service line work?

17 A. The difference involves MAWC completely removing any lead component of
18 any part of the service line whether MAWC-owned or customer-owned, while a water main
19 replacement is underway, as opposed to a customer undertaking service line work to address
20 their own issue, for example, a problem with repetitive leaks. When MAWC replaces a water
21 main, it must physically disconnect water service lines from the old water main, and
22 reconnect them to the new water main, and often a small portion of water service line is
23 replaced with new pipeline. If a LSL is involved, that would often result in a "partial LSL

Rebuttal Testimony of
James A. Merciel, Jr., PE

1 replacement,” where lead pipe might be cut and fastened to other new pipeline or fitting parts,
2 and portions of lead pipe remain in service. The reason for the complete removal is that
3 today’s accepted best practice is to undertake “full LSL replacement” as opposed to “partial
4 LSL replacement.” Partial LSL replacement is undesirable because, not only does lead pipe
5 remain in service, but a calcium inner coating that insulates lead from potentially corrosive
6 water can easily be dislodged by the cutting or other disturbance, exposing the lead material
7 to drinking water. The concept of LSL replacement is a relatively new national issue that has
8 social and economic implications. This topic was addressed in Case No. WU-2017-0296,
9 specifically in my rebuttal testimony, included as Schedule JAM-r2, as well as in the
10 transcript in the hearing held on September 27, 2017.

11 Q. Why do you disagree with Dr. Marke’s statements pertaining to whether or not
12 MAWC’s current practice of replacing customer-owned LSLs may violate its own tariff?

13 A. I am not in a position to offer any legal conclusion. I am in a position to speak
14 about tariff compliance from the standpoint of my practical experience with tariffs, which
15 includes authoring proposed rules, reviewing proposed rules for reasonableness and
16 compliance with Commission regulations, recommending Commission approval of proposed
17 rules, and applying approved tariff rules to actual situations involving customer-utility
18 relations as questions and complaints arise. That said, I disagree with Dr. Marke’s position
19 regarding MAWC’s alleged tariff violation. Very simply, MAWC is not taking any action
20 that is not authorized by the tariff. MAWC’s actions could be a prudency issue in a future
21 case, depending perhaps upon the justification, but it is not a tariff violation.

1 ACCOUNTING TREATMENT OF LSL REPLACEMENTS

2 Q. Does Staff have any recommendation on future accounting treatment of
3 customer-owned LSL replacement cost?

4 A. Yes. The accounting treatment is explained in the rebuttal testimony of Staff
5 witness Amanda C. McMellen. Also, as a part of its recommendation for future ongoing LSL
6 replacement costs, and as stated in Ms. McMellen's testimony, Staff recommends MAWC
7 prepare annual plans regarding LSL replacement expectations, for evaluation of interested
8 parties of what MAWC's planned action and expenses will entail.

9 Q. Do you have recommendations on what MAWC's annual plans should
10 include?

11 A. Yes. Exact details of the annual plan need to be developed by interested
12 parties so that meaningful information that is also readily available can be provided. Staff's
13 idea is that the annual plan should be prepared and submitted to the Staff and OPC by
14 February 15th each year for main replacement projects expected to be undertaken during that
15 calendar year. Each project should be described by specific location, footage of main, number
16 of customer connections, the number of LSL replacements including footage of service lines
17 replacement, and estimated cost of LSL replacement. All of this is to be estimated based on
18 MAWC records. Then, as project planning is refined and actual field work begins, including
19 exploratory excavation related to LSL work, MAWC should update the plan report regarding
20 LSL activity and cost as necessary but at least quarterly.

21 Q. Does this conclude your rebuttal testimony?

22 A. Yes.

BEFORE THE PUBLIC SERVICE COMMISSION

OF THE STATE OF MISSOURI

In the Matter of Missouri-American Water)
Company's Request for Authority to) Case No. WR-2017-0285
Implement General Rate Increase for Water)
and Sewer Service Provided in Missouri)
Service Areas)

AFFIDAVIT OF JAMES A. MERCIEL, JR.

STATE OF MISSOURI)
) ss.
COUNTY OF COLE)

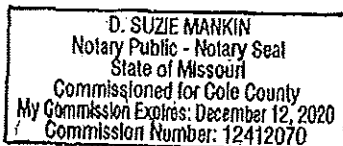
COMES NOW JAMES A. MERCIEL, JR. and on his oath declares that he is of sound mind and lawful age; that he contributed to the foregoing Rebuttal Testimony; and that the same is true and correct according to his best knowledge and belief.

Further the Affiant sayeth not.


JAMES A. MERCIEL, JR.

JURAT

Subscribed and sworn before me, a duly constituted and authorized Notary Public, in and for the County of Cole, State of Missouri, at my office in Jefferson City, on this 16th day of January, 2018.




Notary Public

Qualifications of

James A. Merciel, Jr., P.E.

My name is James A. Merciel, Jr. I am employed by the Missouri Public Service Commission as a Utility Regulatory Engineering Supervisor, in the Water and Sewer Department. My duties include reviewing and making recommendations with regard to certification of new water and sewer utilities including development of rates and rules, sales of utility systems to other utilities, formal complaint cases, and technical issues associated with water and sewer utility rate cases including quality of service matters, utility plant utilization, costs incurred for providing utility service, and tariff rules. In addition to formal case work, I handle informal customer complaints that are of a technical nature, conduct inspections and evaluations of water and sewer utility systems, and informally assist water and sewer utility companies with respect to day-to-day operations, planning, and customer service issues. In the past, I have supervised engineers and technicians in the water and sewer department working on the above-described type of case work and informal matters. I frequently participate in workshop and rulemaking sessions at the Missouri Department of Natural Resources, I served on the American Water Works Association Small Systems Committee for three years, and have served on the National Association of Regulatory Utility Commissioners Staff Subcommittee on Water since 1994.

I graduated from the University of Missouri at Rolla, now named the Missouri University of Science and Technology, in 1976 with a Bachelor of Science degree in Civil Engineering. I am a Registered Professional Engineer in the State of Missouri. I worked for a construction company in 1976 as an engineer and surveyor, began employment with the Commission in the Water and Sewer Department in 1977, and have held my current position since approximately 1979.

Following is a partial list of cases in which I have provided written and/or live testimony (excludes cases with filed reports or affidavit recommendations):

Algonquin Water Resources
WR-2006-0425

Aqua Missouri, Inc.
SC-2007-0044 – Lake Carmel expansion complaint by a land developer

Big Island – Folsom Ridge
WO-2007-0277 – Developer-owned utility

Bill Gold Investments, Inc.
WC-93-276 (11/5/93) – Receivership case

Blue Lagoon, LLC
SO-2008-0358 – Developer-owned utility

Camelot Utility Co.
WA-89-1 – contested certificate case

Capital City Water Co.
WR-94-297
WR-90-118
WO-89-76 – plant capacity study
WR-88-215
WR-83-165

Central Rivers Wastewater Utility, Inc.
SR-2014-0247

Davis Water Company
WC-87-125 and WC-88-288 - quality of service, lack of needed upgrades
Along with a proceeding in the Circuit Court in Wayne County approx 1988

The Empire District Electric Company and Liberty Utilities
EM-2016-0213 – merger/stock acquisition

Environmental Utilities, LLC
WA-2002-65 (11/2001) Certificate case

Finley Valley Water Company / Public Funding Corporation, City of Ozark
WM-95-423 – sale case

Gascony Water Company, Inc.
WA-97-510

House Springs Sewer Co.
SC-2008-0409 – customer formal complaint

Lake Region Water and Sewer Co.
SR-2010-0110 and WR-2010-0111
WR-2014-0461

Lake Saint Louis Sewer Co.
SR-78-142
SA-78-147 - expansion of service area
SC-78-257 - The Nine-Twelve Investment Co., et al Oak Bluff Preserve vs. Lake
Saint Louis Sewer co, regarding method of providing service.
SO-81-55 and Circuit Court in St. Charles County - alleged improper
discontinuance of service along with injunction, approx 1980 or
1981

James A. Merciel, Jr.
WR-2017-0285
Page 3

Lincoln County Sewer & Water, LLC
SR-2013-0321 and WR-2013-0322

Merriam Woods Water Company
WC-91-18 and WC-91-268 – quality of service

Mill Creek Sewer System, Inc.
Proceeding by MO Attorney General in Circuit court in St. Louis County, Cause
No. 611261, 1998 DNR water pollution violations

Miller County Water Authority
WC-95-252 and Circuit Court in Camden County approx 1995 - Complaint by
Staff regarding operating without a certificate

Missouri American Water Company
WU-2017-0296 – Lead Service Line replacements
WR-2015-0301
SA-2012-0066 - Certificate case, Saddlebrooke
WR-2011-0337
WR-2008-0311 and SR-2008-0312
WR-2007-0216
WC-2006-0345 - Dione C. Joyner, Complainant
WR-2003-0500
WR-2000-281
WR-97-237/SR-97-206
WT-97-227 / WA-97-45 / WC-96-441 - Complaint by Water District 2 regarding
customers outside of the service area, and service area expansion
WA-97-46 – certificate case for St. Joseph wellfield
WR-95-205
WR-95-174
WR-93-212
WR-91-211
WR-89-265
WR-87-177
WR-85-16

Missouri Cities Water Company
WR-95-172/SR-95-173
WR-92-207
Proceeding in Circuit Court in Audrain County, CV192-40SCC approx 1992, city
of Mexico attempted acquire by condemnation of water system
WR-91-172/SR-91-174
WR-90-236
WR-89-178/SR-89-179
WC-88-280 – William J. Fox d/b/a Fox Plumbing vs MO Cities, service line/main
extension matter
WR-86-111/SR-86-112
WC-86-20 – Mexico Doctor's park, main extension
WR-85-157
WR-84-51
WR-83-15/SR-83-14

North Oak Sewer District, Inc.
SR-2004-0306

- Osage Water Co.
 - WA-99-256 (8/5/99) - Lakeview Beach certificate case
 - WC-2003-0134 (10/31/02) - Receivership case
- Raytown Water Company
 - WR-92-85 / WR-92-88
 - WR-94-211
- Saline Sewer Co.
 - SR-79-187
 - SR-81-192
 - SR-82-206/SR-82-262
- Southwest Village Water Company
 - WO-89-187 – quality of service
 - WC-89-138 (included testimony in Circuit Court in Greene County 1989)
- St. Louis County Sewer Co.
 - SC-83-255 – complaints about stormwater inflow/infiltration
- St. Louis County Water Company
 - WR-97-382
 - WR-96-263
 - WR-95-145
 - WR-94-166
 - WR-93-204
 - WR-91-361
 - WR-88-5
 - WR-87-2
 - WR-85-243
 - WC-84-29 – Dewey Eberhardt vs St. Louis County Water Co., fire protection
 - WR-83-264
 - WR-82-249
 - WC-79-251-Natural Bridge Development Corp vs. St. Louis County Water Co., -
meter accuracy/testing
- Stoddard County Sewer Co.
 - SO-2008-0289 – receivership, transfer, etc.
- Suburban Water and Sewer Co.
 - Injunction hearing, Circuit Court in Boone County 07BA-CV02632, June 2007
 - WC-2007-0452
 - WC-84-19 – service issues
- United Water Missouri
 - WR-99-326
- Villa Park Heights Water Co.
 - WA-86-58
- Warren County Water and Sewer Co. -
 - Circuit court case in Warren County CV597-134CC, September 1997 dispute with
homeowners over a lot proposed to be a tank site
 - WC-2002-155 / SC-2002-260 - March 2002 Receivership case filed by the Office
of the Public Counsel
- West Elm Place Corporation
 - Circuit court lawsuit case in Jefferson County, approx 1988 Customer's lawsuit
for damage from sewage backup

Exhibit No.: 13
Issue: Lead Service Line Replacements
Witness: James A. Merciel, Jr., PE
Sponsoring Party: MoPSC Staff
Type of Exhibit: Rebuttal Testimony
Case No.: WU-2017-0296
Date Testimony Prepared: August 23, 2017

MISSOURI PUBLIC SERVICE COMMISSION

**COMMISSION STAFF DIVISION
AUDITING DEPARTMENT**

REBUTTAL TESTIMONY

OF

JAMES A. MERCIEL, JR., PE

MISSOURI-AMERICAN WATER COMPANY

CASE NO. WU-2017-0296

Jefferson City, Missouri
August 2017

PSC Exhibit No. 13
Date 9/27/17 Reporter
File No. WU-2017-0296

TABLE OF CONTENTS

REBUTTAL TESTIMONY

OF

JAMES A. MERCIEL, JR., PE

MISSOURI-AMERICAN WATER COMPANY

CASE NO. WU-2017-0296

1
2
3
4
5
6
7
8
9
10
11

EXECUTIVE SUMMARY..... 1

OVERVIEW OF LEAD SERVICE LINES..... 2

MAWC'S PROPOSAL..... 6

OPC'S PROPOSAL 8

CONCLUSION..... 9

1 REBUTTAL TESTIMONY
2 OF
3 JAMES A. MERCIEL, JR., PE
4 MISSOURI-AMERICAN WATER COMPANY
5 CASE NO. WU-2017-0296

6 Q. Please state your name and business address.

7 A. My name is James A. Merciel, Jr., PE, and my address is P. O. Box 360,
8 Jefferson City, Missouri, 65102.

9 Q. By whom are you employed and in what capacity?

10 A. I am employed by the Missouri Public Service Commission (Commission) as a
11 Utility Regulatory Engineering Supervisor, in the Water and Sewer Department.

12 Q. Can you please describe your education, work responsibilities, and work
13 experience?

14 A. Yes. My qualifications, responsibilities, and experience, along with a list of
15 cases in which I have provided testimony, are included with this rebuttal testimony as
16 Schedule JAM-r1, and incorporated herein by reference.

17 EXECUTIVE SUMMARY

18 Q. What is the purpose of this rebuttal testimony?

19 A. The purpose of this rebuttal testimony is to explain the scientific and policy
20 justification for full replacement of customer-owned lead water service lines (LSL), referred
21 to as "full LSL replacement" as well as the practical benefits; to explain Staff's support of
22 Missouri-American Water Company's (MAWC) existing activities and plans to voluntarily
23 undertake full LSL replacement; and to explain some of Staff's concerns with the position of

1 the Office of the Public Counsel (OPC) for purposes of this AAO Case, as outlined in the
2 direct testimony of OPC witness Geoff Marke.

3 **OVERVIEW OF LEAD SERVICE LINES**

4 Q. What is a LSL?

5 A. A LSL is simply a water service line that uses pipe made of lead. Details
6 regarding water service lines, including customer or MAWC ownership and maintenance
7 responsibility, is in the rebuttal testimony of Staff witness Jonathan Dallas.

8 Q. How does lead get into a customer's water supply?

9 A. There are two main ways for lead to enter the water supply. One, which is
10 very uncommon, is when lead is found in the water utility's source of supply. The second
11 way is when lead is in contact with drinking water within the water distribution system or
12 within customers' premises. When such contact occurs, it is possible for lead to leach into the
13 drinking water, depending upon the chemical characteristics of the water. The existence of
14 LSLs are considered a major risk of possible leaching of lead into the drinking water. When
15 such leaching occurs, the resulting human ingestion of lead is a health hazard.¹

16 Q. Then, is leaching of lead into water a concern?

17 A. Yes. The negative health effects of lead have been studied for a long time.
18 Lead in drinking water specifically was studied and addressed by the United States
19 Environmental Protection Agency (EPA) when it finalized what is called the "Lead and
20 Copper Rule" in 1991. After enactment of EPA's rule, the Missouri Department of Natural
21 Resources (DNR) promulgated rules to conform with EPA's new standards.

¹ See the Environmental Protection Agency (EPA) "Learn About Lead" site, particularly the health effects of lead, accessed at <https://www.epa.gov/lead/learn-about-lead/effects>; and the Agency for Toxic Substances and Disease Registry, "Lead", accessed at <https://www.atsdr.cdc.gov/toxfaqs/TF.asp?id=93&tid=22>.

1 Q. Are there other ways for lead to impact customers?

2 A. Yes. Besides LSLs, lead can leach into the water from building plumbing pipe
3 joints and water fixtures. Lead also is a component in many other household items not related
4 to the drinking water supply such as paint and leaded gasoline. There are laws and
5 regulations to address these other situations. However, the purpose of MAWC's AAO
6 proposal is solely for the purpose of addressing lead in existing water service lines.

7 Q. What is the significance of the focus upon LSL replacement?

8 A. LSLs are considered to be one of the greatest risks of lead contamination in
9 drinking water. EPA, the trade organization American Water Works Association (AWWA)
10 and other organizations encourage LSL replacement primarily for this reason. One such
11 organization is named the Lead Service Line Replacement Collaborative, or "LSLRC." This
12 organization exists for the purpose of promoting LSL replacements by using whatever
13 programs, policies and resources that may be available for individual local circumstances.
14 This collaborative organization consists of a number of organizations with an interest in
15 drinking water quality. A copy of a PowerPoint presentation by the LSLRC, which includes a
16 listing of the collaborative members, is included with this testimony as Schedule JAM-r2.

17 Q. What is meant by "full" LSL replacement?

18 A. "Full LSL replacement," as opposed to "partial LSL replacement," refers to
19 replacement of the entire lead-based portion of the water service line regardless of who owns
20 it. A "partial LSL replacement" refers to replacement of only a portion of the LSL, for
21 example only replacement that is needed for connection to a new replacement water main.
22 After a partial LSL replacement, portion(s) of the LSL, which could be owned by the water
23 utility or the customer, remains in service even if it is lead-based.

Rebuttal Testimony of
James A. Merciel, Jr., PE

1 Q. What is the advantage of full LSL replacement during the water main
2 replacement?

3 A. The advantage of full LSL replacement is that it removes an increased risk of
4 lead contamination exposure that would exist during partial LSL replacements. That
5 increased risk associated with partial LSL replacement is due to disruption and damage to
6 LSLs while connecting them to other new piping in conjunction with connections to the
7 replacement water mains. The reason lead exposure risk could be increased with this type of
8 work involving partial LSL replacement is that most all water pipe, including LSLs, attain
9 internal calcium scaling that serves as an insulator between the pipe material and the water.
10 For LSLs, the scaling insulates the lead pipe material from the water thereby largely
11 eliminating the chance of lead leaching into the water. If that scaling is broken off, which is
12 likely to happen while working on the pipe for partial LSL replacement, then the water would
13 be directly exposed to the lead, resulting in a much greater risk of lead leaching into the water.
14 Therefore, not only is it more convenient to replace the entire LSLs while undertaking main
15 replacement projects, it also helps keep the potential for lead exposure to a minimum.

16 Q. Has the EPA made any statements regarding the removal of LSLs, and full
17 versus partial LSL replacement?

18 A. Yes. In response to the events of Flint, Michigan, the EPA commissioned a
19 white paper to discuss potential changes to the Lead and Copper Rule. This white paper,
20 entitled, "Lead and Copper Rule Revisions" and included with this testimony as Schedule
21 JAM-r3, was published in October, 2016. Among points that were made in this paper, EPA
22 noted that its Science Advisory Board (SAB) concluded that full LSL replacement, not partial

Rebuttal Testimony of
James A. Merciel, Jr., PE

1 LSL replacement should be standard. This is noted beginning on page 8 of the white paper
2 (“PLSL replacement” means partial LSL replacement):

3 ...PLSLRs have not been shown to reliably reduce drinking
4 water lead levels in the short term, ranging from days to
5 months, and potentially even longer. Additionally, PLSLR is
6 frequently associated with short-term elevated drinking water
7 lead levels for some period of time after replacement,
8 suggesting the potential for harm, rather than benefit during that
9 time period. Available data suggest that the elevated tap water
10 lead levels tend to then gradually stabilize over time following
11 PLSLR, sometimes at levels below and sometimes at levels
12 similar to those observed prior to PLSLR.” (underline added)

13 A footnote at the end of this paragraph that appears in the white paper is a reference to a
14 letter and a report from the SAB to the EPA administrator, included with this testimony as
15 Schedule JAM-r4.

16 Furthermore, the EPA also noted in the white paper that:

17 Much of the discussion regarding potential LCR (lead and
18 copper rule) revisions has focused on mandatory, proactive LSL
19 removal, as a potential opportunity to eliminate one of the
20 primary sources of lead in drinking water, thus reducing
21 reliance on corrosion control to reduce lead in drinking water at
22 the tap.

23 The quotes herein appear on pages 8 through 10 of the white paper, and was based on what is
24 summarized in the 3rd paragraph of the letter from the SAB along with information primarily
25 on pages 5 through 23 of the attached report. The SAB noted at the beginning of the 3rd
26 paragraph in the letter that minimal or inadequate data exists regarding studies of partial LSL
27 replacements and more study is desirable, but it nevertheless arrived at a conclusion that
28 partial LSL replacements are potentially harmful, as stated in the underlined portion of the
29 first quoted section, above.

1 MAWC'S PROPOSAL

2 Q. Can you briefly describe MAWC's current LSL replacement program?

3 A. Yes. MAWC is voluntarily undertaking full LSL replacements as it discovers
4 LSLs during water main replacement projects. If an entire water service is found to be a LSL,
5 then MAWC will replace the entire water service line, regardless of ownership. If only a
6 portion of the customer's water service line is lead and the remainder made of non-lead
7 material, then MAWC would replace the lead portion(s) of the water service line. If the
8 program and this AAO case is discontinued, then regarding customer owned LSL replacement
9 MAWC would likely only complete a partial LSL replacement as needed for the specific
10 project.²

11 Q. Is MAWC's program designed to replace all LSLs in MAWC's water systems?

12 A. No. MAWC is not proposing a comprehensive program to replace all LSLs.
13 MAWC's proposed program in this AAO case is a limited LSL replacement program to take
14 advantage of accessibility during water main excavation, and is designed to eliminate a
15 potential source of lead contamination with limited service disruption to the customer.

16 Q. Have you seen MAWC's plan in action?

17 A. Yes. Staff expert Jonathan Dallas and I were recently on-site to observe a
18 main replacement project with LSL replacements in St. Louis County. Please refer to
19 Mr. Dallas' rebuttal testimony for a thorough description of MAWC's practice.

20 Q. Are other water utilities in the United States undertaking LSL replacement
21 programs?

² MAWC would continue to replace LSL it owns as a normal course of business, but likely would likely undertake partial LSL replacement of customer-owned water service lines as necessary, such as that required to connect a water service line to a newly replaced water main.

Rebuttal Testimony of
James A. Merciel, Jr., PE

1 A. Yes. MAWC witness Brian LaGrand also identified, in a data request
2 response, some American Water Works Corp. systems that are undertaking replacement
3 programs. Also, I am aware of several programs through our contacts with the National
4 Association of Regulatory Utility Commission ("NARUC") Staff Water Subcommittee and
5 through news articles over the past several months. Some programs consist of little more than
6 notices to customers about lead in their water service lines and associated risks. Other
7 programs offer either financial resources or financial assistance to customers who undertake
8 LSL replacement. A few utilities are undertaking full LSL replacements. A collection of a
9 few news articles detailing LSL issues and programs is included as Schedule JAM-r5.

10 Q. Have you reviewed information pertaining to the cost of LSL replacements?

11 A. Yes. Besides an estimated cost range of \$3,000 to \$5,500 as stated by MAWC
12 in its filings in this case, MAWC also provided Staff with some example plumbing contractor
13 invoices for service line work in a data request from Staff to MAWC.³ Copies of the invoices
14 are included here as Schedule JAM-r6.

15 Q. Do you think MAWC's stated estimated cost range is realistic?

16 A. For MAWC's service areas, except for St. Louis County, based generally on
17 trenching costs, the cost of materials, and review of provided invoices, the stated cost range
18 for LSL replacements is probably realistic for LSL replacements between the outdoor meter
19 setting and the house/structure. There likely could be some situations where the cost could be
20 outside this range due to unusual property restoration needs or difficult work conditions.
21 However, the stated cost range is probably not realistic for the St. Louis County service area.

³ Due to county plumbing regulations in St. Louis along with labor considerations, MAWC must hire plumbing contractors for water service line work it undertakes. In other service areas MAWC could choose to hire plumbing contractors for management of its personnel workload.

1 The replacements at issue in St. Louis for this AAO case not only involve the
2 customer-owned portion of water service lines between the property line and the
3 house/structure, but in St. Louis County they also involve the customer-owned portion of
4 water service lines between the water main and the property line including the connections to
5 the main, the pipeline under street pavement, and connections to the outdoor water meter
6 location, along with associated street pavement repair or boring under pavement, and permits
7 for plumbing work under streets. Based on expected costs for this additional service line
8 work, the cost range for LSL replacements in the St. Louis County service area could be more
9 than twice MAWC's stated general costs.

10 Q. In Staff's opinion, considering the wide range of cost estimates, is MAWC's
11 replacement program reasonable?

12 A. Yes. Ordinarily, Staff would not be in favor of this type of program.
13 However, given the national concern over the potential risk of lead contamination, the overall
14 disruption of replacing individual LSLs, and the cost of replacement to any given homeowner,
15 MAWC's proposal is a reasonable approach and is consistent with current EPA
16 recommendations. Further, Staff, OPC, and ultimately, the Commission will have the
17 opportunity to review MAWC's actions prior to any recovery being included in rates.

18 OPC'S PROPOSAL

19 Q. Briefly describe OPC's proposal.

20 A. In OPC witness Geoff Marke's direct testimony, OPC has a two-fold
21 recommendation. The first part is for the Commission to reject MAWC's current application.
22 The second part is for a two-year pilot program with a maximum of \$8 million expended on
23 LSL replacement.

Rebuttal Testimony of
James A. Merciel, Jr., PE

1 Q. Does Staff have concerns with the first prong of OPC's position?

2 A. Yes. Staff disagrees with OPC's position with respect to its recommendation
3 that MAWC withdraw this AAO case, and effectively abandon and discontinue its relatively
4 new practice of replacing LSLs. As discussed above, Staff firmly believes that the public
5 benefit of removing any lead-based water service lines outweighs the estimated costs
6 associated with these removals.

7 Q. Does Staff have any concerns with the pilot study OPC is recommending?

8 A. Staff does not have any fundamental disagreement with the Commission
9 creating a workgroup for the limited purpose of studying the issue of lead in drinking water⁴.
10 However, the potential for lead in the drinking water of Missouri citizens is much broader
11 than just MAWC. In fact, most citizens in Missouri receive their drinking water from entities
12 not regulated by the Commission. If the Commission establishes such a working group, Staff
13 requests the Commission provide guidance on such issues as: if such a workgroup would only
14 involve MAWC, or involve all regulated water utilities; how to include/address potential lead
15 in drinking water issues related to non-regulated entities; and, how to avoid or minimize
16 consumer fear that a study means there is lead in Missouri's drinking water.

17 **CONCLUSION**

18 Q. Can you summarize your rebuttal testimony?

19 A. Yes. In this proceeding, MAWC is proposing an immediate step to assist in
20 alleviating a potential lead contamination risk in an economically beneficial manner. In
21 Staff's opinion, full LSL replacement in the limited situation as proposed by MAWC is a

⁴ OPC's proposal includes other topics outside or beyond the Commission's jurisdiction such as: "real estate and legal implications of Missouri's Seller Disclosure Statement"; obligations to inform homeowners; and, prioritizing projects.

Rebuttal Testimony of
James A. Merciel, Jr., PE

1 reasonable approach to remove a potential source for lead contamination in customers'
2 drinking water. Staff is also of the opinion that MAWC's current plan and proposal is in the
3 public's interest. Therefore, Staff recommends MAWC be authorized to continue with its
4 voluntary full LSL replacement program in conjunction with water main replacements, with
5 extraordinary accounting treatment as recommended by Staff expert Amanda C. McMellen.

6 Q. Does this conclude your rebuttal testimony?

7 A. Yes.

BEFORE THE PUBLIC SERVICE COMMISSION
OF THE STATE OF MISSOURI

In the Matter of the Application of Missouri-American)
Water Company for an Accounting Order)
Concerning MAWC's Lead Service Line)
Replacement Program)


Case No. WU-2017-0296

AFFIDAVIT OF JAMES A MERCIEL, JR.

State of Missouri)
County of Cole) ss.
)

COMES NOW James A. Merciel, Jr., and on his oath declares that he is of sound mind and lawful age; that he contributed to the foregoing Rebuttal Testimony; and that the same is true and correct according to his best knowledge and belief.

Further the Affiant sayeth not.



James A. Merciel, Jr.

JURAT

Subscribed and sworn before me, a duly constituted and authorized Notary Public, in and for the County of Cole, State of Missouri, at my office in Jefferson City, on this 23rd day of August, 2017.


NOTARY PUBLIC

My commission expires: June 28, 2019



Qualifications of

James A. Merciel, Jr., P.E.

My name is James A. Merciel, Jr. I am employed by the Missouri Public Service Commission as a Utility Regulatory Engineering Supervisor, in the Water and Sewer Department. My duties include reviewing and making recommendations with regard to certification of new water and sewer utilities including development of rates and rules, sales of utility systems to other utilities, formal complaint cases, and technical issues associated with water and sewer utility rate cases including quality of service matters, utility plant utilization, costs incurred for providing utility service, and tariff rules. In addition to formal case work, I handle informal customer complaints that are of a technical nature, conduct inspections and evaluations of water and sewer utility systems, and informally assist water and sewer utility companies with respect to day-to-day operations, planning, and customer service issues. In the past, I have supervised engineers and technicians in the water and sewer department working on the above-described type of case work and informal matters. I frequently participate in workshop and rulemaking sessions at the Missouri Department of Natural Resources, I served on the American Water Works Association Small Systems Committee for three years, and have served on the National Association of Regulatory Utility Commissioners Staff Subcommittee on Water since 1994.

I graduated from the University of Missouri at Rolla, now named the Missouri University of Science and Technology, in 1976 with a Bachelor of Science degree in Civil Engineering. I am a Registered Professional Engineer in the State of Missouri. I worked for a construction company in 1976 as an engineer and surveyor, began employment with the Commission in the Water and Sewer Department in 1977, and have held my current position since approximately 1979.

cont'd James A. Merciel, Jr., P.E.

Following is a partial list of cases in which I have provided written and/or live testimony (excludes cases with filed reports or affidavit recommendations):

Algonquin Water Resources
WR-2006-0425

Aqua Missouri, Inc.
SC-2007-0044 – Lake Carmel expansion complaint by a land developer

Big Island – Folsom Ridge
WO-2007-0277 – Developer-owned utility

Bill Gold Investments, Inc.
WC-93-276 (11/5/93) – Receivership case

Blue Lagoon, LLC
SO-2008-0358 – Developer-owned utility

Camelot Utility Co.
WA-89-1 – contested certificate case

Capital City Water Co.
WR-94-297
WR-90-118
WO-89-76 – plant capacity study
WR-88-215
WR-83-165

Central Rivers Wastewater Utility, Inc.
SR-2014-0247

Davis Water Company
WC-87-125 and WC-88-288 - quality of service, lack of needed upgrades
Along with a proceeding in the Circuit Court in Wayne County approx 1988

The Empire District Electric Company and Liberty Utilities
EM-2016-0213 – merger/stock acquisition

Environmental Utilities, LLC
WA-2002-65 (11/2001) Certificate case

Finley Valley Water Company / Public Funding Corporation, City of Ozark
WM-95-423 – sale case

Gascony Water Company, Inc.
WA-97-510

House Springs Sewer Co.
SC-2008-0409 – customer formal complaint

Lake Region Water and Sewer Co.
SR-2010-0110 and WR-2010-0111
WR-2014-0461

Lake Saint Louis Sewer Co.
SR-78-142
SA-78-147 - expansion of service area
SC-78-257 - The Nine-Twelve Investment Co., et al Oak Bluff Preserve vs. Lake
Saint Louis Sewer co, regarding method of providing service.
SO-81-55 and Circuit Court in St. Charles County - alleged improper
discontinuance of service along with injunction, approx 1980 or
1981

Lincoln County Sewer & Water, LLC
SR-2013-0321 and WR-2013-0322

Merriam Woods Water Company
WC-91-18 and WC-91-268 – quality of service

Schedule JAM-r1
Page 2 of 4

cont'd James A. Merciel, Jr., P.E.

Mill Creek Sewer System, Inc.

Proceeding by MO Attorney General in Circuit court in St. Louis County, Cause
No. 611261, 1998 DNR water pollution violations

Miller County Water Authority

WC-95-252 and Circuit Court in Camden County approx 1995 - Complaint by
Staff regarding operating without a certificate

Missouri American Water Company

WR-2015-0301

SA-2012-0066 - Certificate case, Saddlebrooke

WR-2011-0337

WR-2008-0311 and SR-2008-0312

WR-2007-0216

WC-2006-0345 - Dione C. Joyner, Complainant

WR-2003-0500

WR-2000-281

WR-97-237/SR-97-206

WT-97-227 / WA-97-45 / WC-96-441 - Complaint by Water District 2 regarding
customers outside of the service area, and service area expansion

WA-97-46 – certificate case for St. Joseph wellfield

WR-95-205

WR-95-174

WR-93-212

WR-91-211

WR-89-265

WR-87-177

WR-85-16

Missouri Cities Water Company

WR-95-172/SR-95-173

WR-92-207

Proceeding in Circuit Court in Audrain County, CV192-40SCC approx 1992, city
of Mexico attempted acquire by condemnation of water system

WR-91-172/SR-91-174

WR-90-236

WR-89-178/SR-89-179

WC-88-280 – William J. Fox d/b/a Fox Plumbing vs MO Cities, service line/main
extension matter

WR-86-111/SR-86-112

WC-86-20 – Mexico Doctor's park, main extension

WR-85-157

WR-84-51

WR-83-15/SR-83-14

North Oak Sewer District, Inc.

SR-2004-0306

Osage Water Co.

WA-99-256 (8/5/99) - Lakeview Beach certificate case

WC-2003-0134 (10/31/02) - Receivership case

Raytown Water Company

WR-92-85 / WR-92-88

WR-94-211

Schedule JAM-r1

Page 3 of 4

Schedule JAM-r2

Page 17 of 276

conf'd James A. Merciel, Jr., P.E.

Saline Sewer Co.

SR-79-187

SR-81-192

SR-82-206/SR-82-262

Southwest Village Water Company

WO-89-187 – quality of service

WC-89-138 (included testimony in Circuit Court In Greene County 1989)

St. Louis County Sewer Co.

SC-83-255 – complaints about stormwater inflow/infiltration

St. Louis County Water Company

WR-97-382

WR-96-263

WR-95-145

WR-94-166

WR-93-204

WR-91-361

WR-88-5

WR-87-2

WR-85-243

WC-84-29 – Dewey Eberhardt vs St. Louis County Water Co., fire protection

WR-83-264

WR-82-249

WC-79-251-Natural Bridge Development Corp vs. St. Louis County Water Co., -
meter accuracy/testing

Stoddard County Sewer Co.

SO-2008-0289 – receivership, transfer, etc.

Suburban Water and Sewer Co.

Injunction hearing, Circuit Court in Boone County 07BA-CV02632, June 2007

WC-2007-0452

WC-84-19 – service issues

United Water Missouri

WR-99-326

Villa Park Heights Water Co.

WA-86-58

Warren County Water and Sewer Co. -

Circuit court case in Warren County CV597-134CC, September 1997 dispute with
homeowners over a lot proposed to be a tank site

WC-2002-155 / SC-2002-260 - March 2002 Receivership case filed by the Office
of the Public Counsel

West Elm Place Corporation

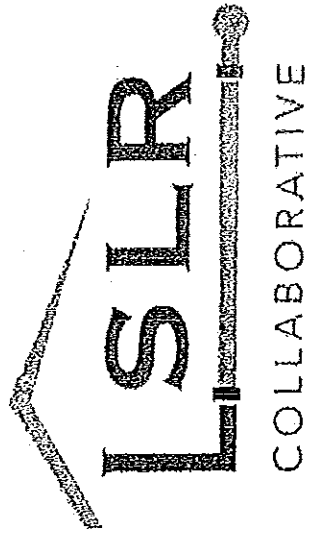

Circuit court lawsuit case in Jefferson County, approx 1988 Customer's lawsuit
for damage from sewage backup

Schedule JAM-r1

Page 4 of 4

Schedule JAM-r2

Page 18 of 276



LEAD SERVICE LINE REPLACEMENT COLLABORATIVE

Schedule JAM-r2
Page 1 of 17

LEAD SERVICE LINE REPLACEMENT COLLABORATIVE

■ What is the Collaborative?

A diverse collaborative of national public health, water utility, environmental, labor, consumer, housing, and state and local government organizations

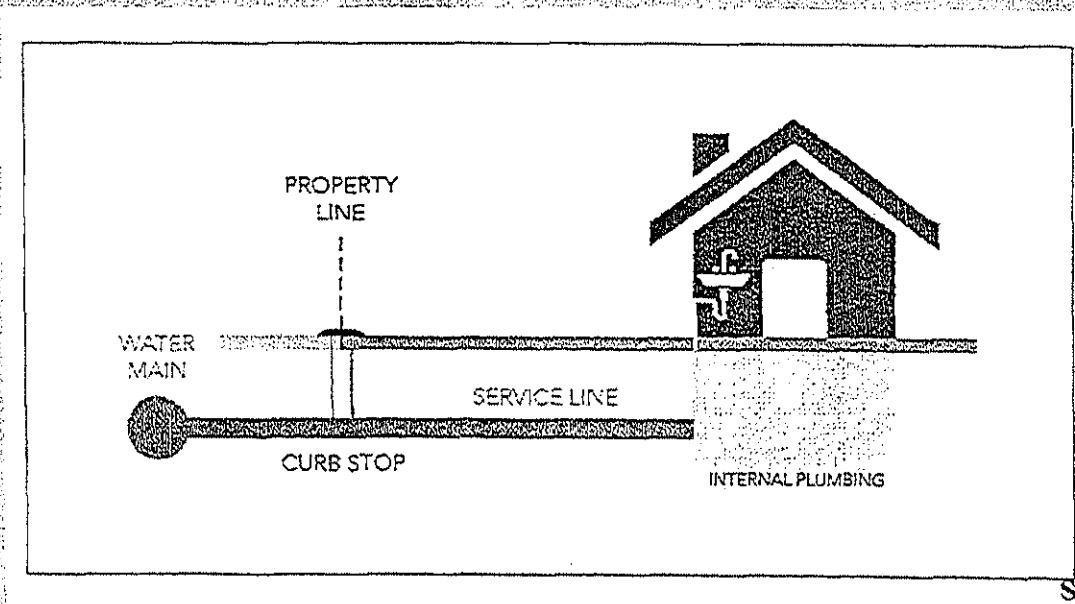


■ What is the goal of the Collaborative?

To accelerate voluntary lead service line (LSL) replacement in communities across the United States

WHAT ARE LSLs, AND WHY ARE THEY IMPORTANT?

- **LSL:** A lead pipe connecting the water main under the street to a home or other building type
- LSLs are the largest potential source of lead in contact with drinking water.



WHAT ARE THE COLLABORATIVE'S GUIDING PRINCIPLES?

1. Removal of LSLs provides an opportunity to significantly reduce the risk of exposure to lead in drinking water.
2. LSL replacement initiatives must be designed to ensure residents are protected during and after removal, and that the work is done in a cost effective manner.
3. LSL replacement initiatives should address barriers to participation so that consumers served by LSLs can benefit equitably regardless of income, race, or ethnicity.
4. A collaborative, community-based approach can help provide the strong foundation needed for success.

WHAT ARE THE COLLABORATIVE'S GUIDING PRINCIPLES?

5. Innovative models are needed to help communities find the tools, strategies, and resources needed to replace LSLs based on the latest science and current best practices.
6. By providing models for replacement, it is possible to advance support at all levels of government and in different types of communities.
7. Successful LSL replacement initiatives will take careful planning and time.
8. This effort is focused on mechanisms to support local action, not on EPA's efforts to revise the Lead and Copper Rule.

WHAT IS THE COLLABORATIVE DOING?

- Preparing information, tools, and models for LSL replacement
- Providing information on achievable, cost-effective, safe LSL replacement options
- Capturing and sharing lessons learned in communities
- Technical assistance and facilitation in forming initiatives



WHAT RESOURCES DOES THE COLLABORATIVE CURRENTLY PROVIDE?

- Web-based tools and resources intended to support and accelerate full LSL replacement initiatives




lsr-collaborative.org

Schedule JAM-r2
Page 7 of 17

WHAT IS INCLUDED ON THE WEBSITE?

Tools, resources, and additional information organized by topic:

1. Roadmap
2. Replacement Practices
3. Policies
4. Resources
5. About Us



The Collaborative encourages ongoing feedback to improve these tools and resources

ROADMAP

- Poses questions to help local communities formulate a plan for LSL replacement and tailor initiatives to local circumstances



- Provides information critical to plan development and implementation, such as legal factors and funding strategies

REPLACEMENT PRACTICES

- Technical information and tools needed to successfully carry out LSL replacement

- Topics include:

- Approaches to replacement
- Preparing an LSL inventory
- Understanding replacement techniques
- Communicating about LSL replacement
- Coordinating and implementing replacement



POLICIES

- Opportunities for a variety of national, state and local government as well as private sector players to support LSL replacement initiatives
- Local and state examples of effective policy or action

The Local Need	State and Local Examples	Opportunities to Support Efforts
----------------	--------------------------	----------------------------------

The Collaborative is not an advocacy organization. Its members may advocate for federal and state policy changes as individual organizations and not as representatives of the Collaborative.

OTHER RESOURCES AVAILABLE ON THE WEBSITE



- Introductory information on LSL replacement
- Equity considerations
- Schools and childcare facilities
- Research needs
- Case studies

COMMUNITY LEADERS AND ELECTED OFFICIALS

■ Why is LSL replacement important to you?

There is no safe level of lead, and prenatal exposure and exposure to young children is particularly dangerous.

■ What can you do?

Work with drinking water professionals, and public health professionals to consider an LSL replacement initiative.

Help build consensus for the initiative by ensuring the replacement process engages all voices in the community with inclusive messaging.

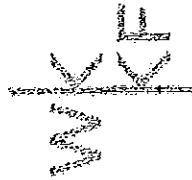
Advance policies that support local replacement initiatives, including equitable funding options.



FUNDING SOURCES

How is the Collaborative funded?

Funding has been provided by the W.K. Kellogg Foundation and the Pisces Foundation. The Collaborative is currently and will continue to be funded by in-kind contributions from its members.

The logo for the W.K. Kellogg Foundation, featuring the letters 'W', 'K', and 'F' in a stylized, stacked arrangement.The text logo for the W.K. Kellogg Foundation, with 'W.K.' on the top line, 'KELLOGG' in the middle, and 'FOUNDATION' on the bottom line.

PISCES FOUNDATION

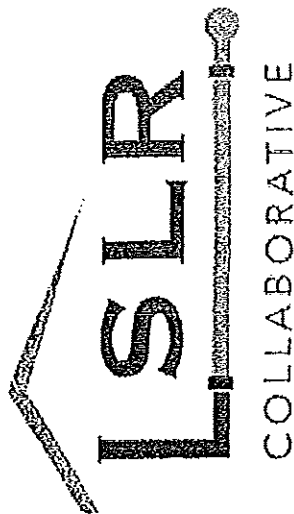
CURRENT MEMBERS

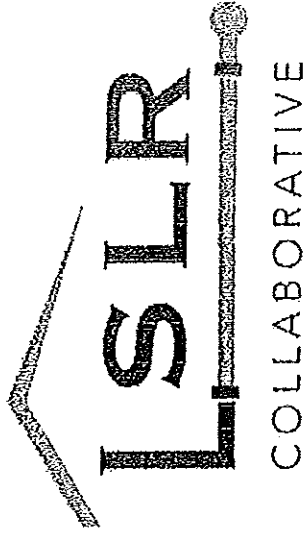
- American Public Health Association
- American Water Works Association*
- Association of Metropolitan Water Agencies*
- Association of State Drinking Water Administrators
- Blue Green Alliance
- Children's Environmental Health Network*
- Clean Water Action*
- Environmental Defense Fund*
- Justice and Sustainability Associates
- Learning Disabilities Association of America
- National Center for Healthy Housing
- National Association of County and City Health Officials
- National Association of State Utility Consumer Advocates
- National Association of Water Companies*
- National Conference of State Legislatures
- National Environmental Health Association
- National Rural Water Association
- Natural Resources Defense Council
- RESOLVE*
- Rural Community Assistance Partnership
- Trust for America's Health
- United Parents Against Lead
- Water Research Foundation

* Steering Committee Members

Schedule JAM-r2
Page 15 of 17

Questions?





LEAD SERVICE LINE REPLACEMENT COLLABORATIVE

WWW.LSLR-COLLABORATIVE.ORG

Schedule JAM-r2

Page 17 of 17

LEAD AND COPPER RULE REVISIONS WHITE PAPER

October 2016

U. S. Environmental Protection Agency

Office of Water

Washington, DC 20460

Table of Contents

I.	Executive Summary	3
	Key Principles for LCR Revisions.....	4
II.	Background.....	5
	Health Effects of Lead.....	5
	Health Effects of Copper.....	5
	Lead in Plumbing Materials.....	5
	Summary of the Current Lead and Copper Rule.....	6
	Key Challenges with the Current Lead and Copper Rule	6
	Summary of National Drinking Water Advisory Council Recommendations.....	7
	Summary of Other Stakeholder Input.....	7
III.	Key Issues and Potential Elements under Consideration	8
	Lead Service Line Replacement	8
	Improved Optimal Corrosion Control Treatment Requirements.....	10
	Incorporating a Health-Based Benchmark to Strengthen Protection.....	11
	Considering the Potential Role of Point of Use Filters.....	12
	Clarify and Strengthen Sampling Requirements.....	12
	Increased Transparency and Information Sharing.....	14
	Public Education Requirements	15
	Potential Revised Copper Requirements.....	16
	Relationship with Broader Lead Issues	17
IV.	Conclusion	18

I. Executive Summary

Exposure to lead is known to present serious health risks to the brain and nervous system of children. The recent crisis in Flint, Michigan, has brought increased attention to the challenge of lead in drinking water systems across the country. It is important to recognize that major reductions in lead exposure have been achieved in childhood exposure to lead in the United States. Data show that from 1976 – 1980 the median blood lead level of a child (1-5 years old) was 15 micrograms per deciliter. That median level has been reduced dramatically since then, to 1 microgram per deciliter, based on the most recent data. Further, over the last twenty-five years, the percentage of children aged 1–5 years with blood lead levels less than or equal to 5 micrograms per deciliter declined more than ten-fold, and blood lead levels fell dramatically for all racial and ethnic groups. These improvements were made by removing lead from toys and lead solder in cans, taking lead out of gasoline, reducing exposure to lead in paint and dust in homes and during renovations, greatly reducing the allowable content of lead in plumbing materials in homes and other buildings, and further reducing lead in drinking water through the federal Lead and Copper Rule (LCR). Although we have taken significant steps to protect our children from the detrimental effects of lead poisoning, there is more to do.

Lead and copper enter drinking water mainly from corrosion of lead and copper containing plumbing materials. Lead was widely used in plumbing materials until Congress banned its use in 1986, and there are an estimated 6.5 to 10 million homes served by lead service lines (LSIs) in thousands of communities nationwide, in addition to millions of older buildings with lead solder across the U.S. Lead exposure, whether through drinking water, soil, dust or air, can result in serious adverse health effects, particularly for young children. Infants and children exposed to lead may experience delays in physical and mental development and may show deficits in attention span and learning disabilities. In adults, lead exposure can cause kidney problems and high blood pressure. Copper exposure can cause stomach and intestinal distress, liver and kidney damage, and complications of Wilson's disease in genetically predisposed people.

In 1991, EPA promulgated the LCR – a treatment technique regulation under the Safe Drinking Water Act (SDWA) – to protect public health by minimizing lead and copper levels in drinking water, primarily by reducing water corrosivity through corrosion control treatment. This rule applies to 68,000 public water systems nationwide. EPA has continued to work to make the LCR more effective through interim revisions promulgated in 2000 and 2007.

Implementation of the LCR over the past twenty-five years has resulted in major improvements in public health; the number of the nation's large drinking water systems with a 90th percentile sample value exceeding the LCR action level of 15 parts per billion has decreased by over 90 percent since the initial implementation of the LCR. However, the regulation and its implementation are in urgent need of an overhaul. Lead crises in Washington, DC, and in Flint, Michigan, and the subsequent national attention focused on lead in drinking water in other communities, have underscored significant challenges in the implementation of the current rule, including a rule structure that for many systems only compels protective actions after public health threats have been identified. Key challenges include the rule's complexity, the degree of discretion it affords with regard to optimization of corrosion control treatment and compliance sampling practices that in some cases, may not adequately protect from lead exposure, and limited specific focus on key areas of concern such as schools. There is a compelling need to modernize and strengthen implementation of the rule – to strengthen its public health protections and to clarify its implementation requirements to make it more effective and more readily enforceable.

EPA has conducted extensive engagement with stakeholder groups and the public to inform revisions to the LCR. In December of 2015, EPA received comprehensive recommendations from the National Drinking Water Advisory Council (NDWAC) and other concerned stakeholders on potential steps to strengthen the LCR. EPA is carefully evaluating the recommendations from these groups. In addition, EPA is giving extensive consideration to the national experience in implementing the rule as well as the experience in Flint, MI, as we develop proposed revisions to the rule.

Key Principles for LCR Revisions

EPA's goal for the LCR revisions is to improve public health protection while ensuring effective implementation by the 68,000 drinking water systems that are covered by the rule. This includes strengthening corrosion control treatment in drinking water systems to further reduce exposure to lead and copper and identifying additional actions that will equitably reduce the public's exposure to lead and copper when corrosion control treatment alone is not effective. In developing proposed revisions to the LCR, EPA will be guided by several key principles, including:

- **Focus on Minimizing Exposure to Lead in Drinking Water:** Improve public health protection by reducing exposure to lead in drinking water to the maximum amount possible through proactive measures to remove sources of lead and educating consumers about the health effects of lead and actions to reduce exposure.
- **Clear and Enforceable Requirements:** Improve implementation by designing a more prescriptive regulation with fewer discretionary decision points that rely on the judgment of individuals in states and drinking water utilities that may lack expertise in the complexities of corrosion control treatment and distribution system management.
- **Transparency:** Stronger programs to educate consumers about health risks and actions to reduce exposure to lead in drinking water, better access for consumers to information related to the location of LSLs, and more rapid test results of all tap samples and water quality parameter monitoring.
- **Environmental Justice and Children's Health:** Because of disparities in the quality of housing, community economic status, and access to medical care, lead in drinking water (and other media) disproportionately affects lower-income people. In addition, lead has disproportionate health effects on infants and children. In revising the LCR, EPA seeks to address environmental justice concerns and to prioritize protection of infants and children who are most vulnerable to the harmful effects of lead exposure.
- **Integrating Drinking Water with Cross-Media Lead Reduction Efforts:** Leveraging efforts of state and local public health authorities to provide integrated approaches to comprehensively reduce exposure to lead from drinking water, paint, dust, soil and other potential sources of exposure.

EPA is carefully considering NDWAC advice and other stakeholder input and is undertaking key analytical work to develop proposed revisions to the LCR. We are considering an approach that will incorporate both technology-based and health-based elements – to ensure effective reductions of lead in drinking water at the water system level, while at the same time providing consumers with the information, tools and protections needed to address remaining risks. We anticipate that these elements will be supported by clear and robust revised sampling requirements, strengthened reporting, transparency provisions that ensure consumers have rapid access to relevant information and public education materials. Key potential elements under consideration are discussed in Section 3; these elements are highly interdependent, and potential revisions to the rule must be considered in an integrated perspective.

II. Background

Health Effects of Lead

Over the past decade, epidemiologic studies have consistently demonstrated that there is no safe level of lead. In particular, studies conducted in diverse populations of children consistently demonstrate the harmful effects of lead exposure on cognitive function, as measured by IQ decrements, decreased academic performance and poorer performance on tests of executive function. Lead exposure is also associated with decreased attention, and increased impulsivity and hyperactivity in children. In adults, long-term lead exposure results in increased blood pressure and hypertension. In addition to its effect on blood pressure, lead exposure can also lead to coronary heart disease and death from cardiovascular causes and is associated with cognitive function decrements, symptoms of depression and anxiety, and immune effects in adults.

Health Effects of Copper

Copper has been demonstrated to cause gastrointestinal distress following short term exposure and can cause liver and kidney damage during longer term exposures. Copper exposures are of particular concern for people with Wilson's disease.

Lead in Plumbing Materials

The extent to which leaded materials occur in drinking water distribution systems and plumbing materials in homes and buildings (premise plumbing) varies across the U.S. Much of the variation is due to the quality and age of the housing stock; older homes are more likely to have pipes and plumbing materials containing lead. Where they are present, the most significant source of lead in drinking water are leaded pipes that extend from the water main underneath the street to the residence (lead service lines, or LSLs) however, faucets and fixtures with leaded brass and pipes with lead solder can also contribute to the presence of lead in drinking water. Water chemistry also plays a role in lead levels, because some water sources are more corrosive to leaded plumbing materials if not treated for corrosion control.

In 1986, Congress amended the Safe Drinking Water Act, prohibiting the use of pipes, solder or flux that are not "lead free" in public water systems or plumbing in facilities providing water for human consumption. At the time, "lead free" was defined as solder and flux with no more than 0.2% lead and pipes with no more than 8%. Prior to this, leaded materials were commonly used in plumbing materials and for service lines connecting residences and buildings to water mains. In 1996, Congress further amended SDWA to expand the prohibition to encompass plumbing fittings and fixtures and to prohibit the introduction into commerce of pipes, fitting, and fixtures, solder or flux that is not lead free. The Reduction of Lead in Drinking Water Act of 2011 created exemptions to the prohibitions and revised the maximum allowable lead content from not more than 8% to not more than a weighted average of 0.25% lead on the wetted surface; further reducing the amount of lead in contact with drinking water when that law became effective in January 2014. While these prohibitions have reduced the amount of lead allowed in covered plumbing materials after they went into effect, there are many buildings that still have LSLs and/or plumbing materials made with a higher percentage of lead than currently allowed for new installations or repairs of existing plumbing.

Summary of the Current Lead and Copper Rule

Under SDWA, EPA establishes national primary drinking water regulations (NPDWRs) which either establish a maximum contaminant level (MCL) or a treatment technique “to prevent known or anticipated adverse effects on the health of persons to the extent feasible.” The Lead and Copper Rule (LCR) is a treatment technique rule, first promulgated in 1991 and revised in 2000 and 2007, which requires water systems to conduct tap sampling for lead and copper to determine the actions water systems must take to reduce exposure to lead and copper. Recognizing that there is no safe level of lead in drinking water, the LCR set a health-based maximum contaminant level goal of zero. Under the LCR, water systems must work with their customers to collect samples from locations with LSLs and/or leaded plumbing materials. The LCR established action levels of 0.015 mg/L (15 ppb) for lead and 1.3 mg/L (ppm) for copper, based on the 90th percentile sample level.

The action level for copper is set at the health-based maximum contaminant level goal for copper. The action level for lead is based upon EPA’s evaluation of available data on corrosion control’s ability to reduce lead levels at the tap. Corrosion control treatment (CCT) typically involves the addition of chemicals such as orthophosphate, or chemical adjustment of drinking water pH, to reduce the corrosivity of drinking water and thus the level of leaching of lead and copper from plumbing materials. Whereas an MCL is an enforceable level that drinking water cannot exceed without violation, an action level is a screening tool for determining when certain treatment technique actions are needed. If the lead or copper action level is exceeded in more than ten percent of tap water samples collected during any monitoring period (i.e., if the 90th percentile level is greater than the action level), a water system must take certain actions.

The type of action that is triggered depends upon the size of the system and the actions it has taken previously. All water systems serving more than 50,000 people were required to install corrosion control treatment soon after the LCR went into effect. Systems serving less than 50,000 people are not required to install corrosion treatment if the system meets the lead and copper action levels during each of two consecutive six-month monitoring periods. Systems serving less than 50,000 people that exceed the action level and have not yet installed CCT must begin working with their state to monitor water quality parameters and install and maintain CCT. Any system that exceeds the lead action level must conduct public education. Any system with LSLs that exceeds the lead action level after installing CCT must begin LSL replacement (LSLR). Although LSLR programs are conducted by public water systems, in many cases, the portion of the LSL that extends from the water main to the residential property line is owned by the water system, while the portion of the line that extends from the property line to the home is solely owned by the homeowner. Under the current rule, water systems conducting LSLR must offer building owners the opportunity to replace their portion of the line at the time the system is replacing the portion of the service line owned by the system, but the system is not obligated to pay for replacing the portion of the line it does not own.

Key Challenges with the Current Lead and Copper Rule

The LCR is one of the most complicated drinking water regulations for states and drinking water utilities to implement due to the need to control corrosivity of treated drinking water as it travels through often antiquated distribution and plumbing systems on the way to the consumer’s tap. The LCR is the only NPDWR that requires sampling in homes, often by the consumers themselves. The rule includes complex sampling and treatment technique requirements intended to protect against exposure to lead and copper in drinking water. States and public water systems must have expertise and resources to identify the sampling locations and to collect and analyze samples correctly. Even greater expertise is needed for

systems and states to identify on a system-specific basis the optimal CCT and water quality parameter monitoring to assure effective operation. The current structure of the rule compels additional protective actions on the part of a water system only after a potential problem has been identified, which may create a disincentive for utilities to identify potential problems with lead and copper in the drinking water system. It is also worth noting that road construction activities or maintenance of gas or buried power lines can cause disturbance of LSLs, in some cases introducing high levels of lead into drinking water through the release of lead particulates into the drinking water distribution system.

When corrosion control alone is not sufficient, LSLR, public education, and further actions on the part of consumers to reduce their exposure to lead are necessary. Consumers' ability to understand and afford these actions can pose challenges. In most communities, LSLs are partially owned by the utility and partially owned by the homeowner; the cost of full LSLRs has been estimated to be \$2,500-\$5,500 per line, but some industry estimates for an average replacement are as high as \$8,700 per line.

Summary of National Drinking Water Advisory Council Recommendations

The National Drinking Water Advisory Council (NDWAC) is a Federal Advisory Committee that supports EPA in performing its duties and responsibilities related to the national drinking water program. The council was created through a provision in the SDWA of 1974. The NDWAC LCR Working Group was formed to provide advice to EPA in considering potential revisions to the LCR. In December 2015, the NDWAC provided specific recommendations to the Administrator for LCR revisions including:

- Require proactive LSLR programs, which set replacement goals, effectively engage customers in implementing those goals, and provide improved access to information about LSLs, in place of current requirements in which LSLs must be replaced only after a lead action level exceedance (ALE);
- Establish more robust public education requirements for lead and LSLs, by updating the Consumer Confidence Report (CCR), adding targeted outreach to consumers with LSLs and other vulnerable populations (pregnant women and families with infants and young children), and increasing the information available to the public;
- Strengthen CCT, retaining the current rule requirements to re-assess CCT if changes to source water or treatment are planned, adding a requirement to review updates to EPA guidance to determine if new scientific information warrants changes;
- Modify monitoring requirements to provide for consumer requested tap samples for lead and to utilize results of tap samples for lead to inform consumer action to reduce the risks in their homes, to inform the appropriate public health agency when results are above a designated household action level, and to assess the effectiveness of CCT and/or other reasons for elevated lead results;
- Tailor water quality parameters (WQPs) to the specific CCT plan for each system, and increase the frequency of WQP monitoring for process control;
- Establish a health-based, household action level that triggers a report to the consumer and to the applicable health agency for follow up;
- Separate the requirements for copper from those for lead and focus new requirements where water is corrosive to copper; and
- Establish appropriate compliance and enforcement mechanisms.

Summary of Other Stakeholder Input

EPA has also received recommendations for revisions to the LCR from other stakeholders including a NDWAC Working Group member who dissented on a number of the NDWAC recommendations, the

Flint Water Interagency Coordinating Committee, and local citizens impacted by the experience in Flint. These recommendations emphasize the importance of enforceable goals for LSLR, recognize the significant lead exposure risks that can accompany partial service line replacements (PLSLRs) and provide clearer and more prescriptive requirements for sampling and corrosion control protocols that reduce the opportunities for systems to generate biased sampling results or improperly implement corrosion control procedures. EPA has received input from other stakeholders similarly concerned with eliminating PLSLRs and strengthening the sampling and corrosion control provisions of the LCR. In addition, the Board of the American Water Works Association (AWWA), which represents drinking water utilities, voted unanimously in March of 2016 to support the NDWAC recommendations, including those that would ultimately lead to complete replacement of LSLs.

III. Key Issues and Potential Elements under Consideration

EPA expects that proposed revisions to the LCR will include both technology-driven and health-based elements that focus on proactive, preventative actions to avoid high lead levels and health risks. In addition, we expect to propose robust and ongoing communication and information sharing with consumers that will foster actions by consumers to reduce risks. The potential elements under consideration are interconnected components that together will address the challenges with the current rule and improve public health protection in the revised rule.

In developing revisions to the LCR, EPA must adhere to the SDWA's statutory requirements and achieve the greatest public health protection feasible. The SDWA requires that any treatment technique rule must prevent known or anticipated adverse effects on the health of persons to the extent feasible and revisions to any NPDWR must maintain or strengthen public health protection. In addition, EPA must prepare a Health Risk Reduction Cost Analysis to evaluate if the benefits justify the costs of the rule. EPA is committed to using the best available science. As knowledge about lead contamination in drinking water evolves, we will continue to engage with stakeholders and consider their viewpoints and relevant science in developing revisions to the LCR.

Lead Service Line Replacement

As noted above, LSLs, which connect a residence or building to the water main, can be a significant source of lead in drinking water. The total number of LSLs currently in use in the US is unknown; estimates range from 6.5 million to greater than 10 million homes that have service lines that are at least partially made of lead. The current LCR requires LSLR only after a lead ALE, and allows partial LSLR when an owner of a home or building is unable or unwilling to pay for replacement of the portion of the service line not owned by the water system.

In 2010, EPA asked its Science Advisory Board to evaluate the data regarding the effectiveness of the partial LSLR, in comparison to full line replacement. The EPA Science Advisory Board concluded in its 2011 report to EPA that:

PLSLRs have not been shown to reliably reduce drinking water lead levels in the short term, ranging from days to months, and potentially even longer. Additionally, PLSLR is frequently associated with short-term elevated drinking water lead levels for some period of time after replacement, suggesting the potential for harm, rather than benefit during that time period. Available data suggest that the elevated tap water lead levels

tend to then gradually stabilize over time following PLSLR, sometimes at levels below and sometimes at levels similar to those observed prior to PLSLR.¹

Much of the discussion regarding potential LCR revisions has focused on mandatory, proactive LSLR, as a potential opportunity to eliminate one of the primary sources of lead in drinking water, thus reducing reliance on corrosion control to reduce lead in drinking water at the tap.

The NDWAC has recommended that the Agency require proactive full LSLR programs with the following elements:

- Requiring all PWSs to establish a LSLR program that effectively informs and engages customers to encourage them to share appropriately in fully removing LSLs, unless the system can demonstrate that LSLs are not present in their system;
- Targeted outreach to customers with LSLs, with information about the risks of lead exposure, an offer to test a tap sample, and information about and encouragement to participate in the LSLR program;
- Dates by which systems should have met interim goals and completed replacement of all LSLs and partial LSLs, without penalty to the water system for those homeowners who refuse to participate in the replacement program as long as the water system has made a meaningful effort to work with such a homeowner;
- Creating incentives for understanding where LSLs and PLSLs exist, while making action on full replacement, rather than on investigation of the location of LSLs and PLSLs the priority;
- Maintaining ongoing-outreach to homeowners where LSLs or PLSLs still exist;
- Implementation of standard operating procedures (SOPs), either from EPA guidance or tailored to the system, that helps define operations that disturb LSLs and practices to minimize disturbance and consumer exposure to lead; and
- Stronger programs to educate consumers, and to provide test results of tap samples at the request of consumers.

It is important to recognize that LSLR presents substantial economic, legal, technical and environmental justice challenges. First, it is costly. Estimated costs for LSLRs range from \$2500 to more than \$8000 per line, suggesting an estimated cost of eliminating all 6.5 to 10 million LSLs nationwide ranging from 16 to 80 billion dollars. Potential costs may be disproportionately borne by specific low-income localities, such as Detroit, which has an estimated 100,000 LSLs and where 40 percent of the population is below the poverty line. Second, LSLs are often partially or totally owned by private homeowners. Under the current LCR, public water systems are responsible for replacement of LSL or the portion of the LSL it owns. This is typically the portion of the line from the water main to the property line. There are important legal questions about EPA's authority to mandate replacement of privately owned portions of lines and about water systems' authority under state or local law to require and/or pay for such replacement. To the extent water systems rely on homeowners to pay for replacement of privately owned portions of lines, there are concerns about consumer's ability to pay and the possibility that lower-income homeowners will be unable to replace lines, resulting in disparate levels of protection. However, a number of cities and towns across the nation have successfully implemented full LSLR and have developed innovative approaches to addressing these challenges, including Lansing, Michigan; Madison, Wisconsin; and more recently Boston, Massachusetts – and EPA is looking at this experience in the context of developing proposed revisions to the LCR.

¹ Science Advisory Board, U.S. Environmental Protection Agency, "Evaluation of the Effectiveness of Partial Lead Service Line Replacements," transmitted to Lisa Jackson, EPA Administrator, September 28, 2011.

EPA is considering proposing full LSLR programs. In assessing options for an LCR revision proposal, EPA is evaluating a number of important issues, including:

- The appropriate pace of LSLR and the mechanism for implementing and enforcing any LSLR program requirements. Consideration of number of LSLs that can feasibly be replaced on an annual basis will need to be considered as well as water system size.
- Costs and benefits of LSLR for reducing lead exposures. National costs could range from 1.6 to 80 billion dollars. Benefits will be estimated based upon avoided effects of lead exposure such as IQ loss in developing children. EPA will evaluate how much additional lead exposure reduction can be achieved in removing LSLs from water systems with optimized corrosion control. EPA will also evaluate other measures that can reduce lead exposure to assure that resources are focused on reducing the most significant sources of lead.
- How to provide for full LSLR where the utility does not own the full line, including an evaluation of whether a potential change to the definition of "control" under the SDWA would facilitate full LSLR.²
- Requiring drinking water utilities to update their distribution system materials inventory to identify the number and location of LSLs in their system.
- How to address potential equity concerns with LSLR requirements and consumers ability to pay for replacement of their portion of the LSL. Identifying and evaluating incentive and creative funding mechanisms are critical as is encouraging use of Drinking Water State Revolving Fund to the extent possible.
- How to address LSLR in rental properties, particularly where low income residents do not control the property or have the ability to contribute to the cost of LSLR.
- Whether to prohibit or otherwise limit partial LSLR, and how to address concerns related to potential disturbance of LSLs during emergency repairs to water mains that are connected to LSLs.
- How to address the short term increases in lead levels that can follow LSLRs (i.e., requiring water systems to provide filters when lines, or enhanced household flushing recommendations).

Improved Optimal Corrosion Control Treatment Requirements

Optimal Corrosion Control Treatment (OCCT) is the primary treatment technique on which the LCR focuses, and as noted above, it has been successful on a national basis in reducing lead and copper levels at the tap. Even if the revised LCR includes requirements for full LSLR, full replacement of LSLs would likely take decades to complete, and LSLR will not address potential risks from lead and copper materials present in premise plumbing in tens of millions of homes across the U.S. As a result, CCT requirements will continue to be a key element of a revised LCR.

Since the initial implementation of the LCR, systems have faced ongoing challenges of continuing to maintain optimal corrosion control while making necessary adjustments to treatment processes or system operations unrelated to corrosion control to comply with other NPDWRs. Determining whether treatment is optimized can be challenging for individual systems, given the wide variability in

² The Safe Drinking Water Act defines the term public water system as "...a system for the provision to the public of water for human consumption through pipes or other constructed conveyances, if such system has at least fifteen service connections or regularly serves at least twenty-five individuals. Such term includes (i) any collection, treatment, storage, and distribution facilities under the control of the operator of such system and used primarily in connection with such system, and any collection or pretreatment storage facilities not under such control which are used primarily in connection with such system."

distribution system composition, source water characteristics and approaches to complying with other NPDWRs, such as the surface water treatment rules. While the impact of changes in some water quality parameters on lead and copper levels are well understood, such as fluctuations in pH or alkalinity, others are more complex, such as the quantity and type of disinfectant used or the chemical composition of the protective scales within the LSLs. Small and medium systems (those serving <50,000 persons) are not required to commence development of a CCT plan under the existing LCR unless they have a lead ALE.

The NDWAC recommends that:

- EPA release a revised CCT guidance manual as soon as possible and update this manual every six years, so that PWSs and primacy agencies can take advantage of improvements in the science;
- EPA provide increased expert assistance on CCT to PWSs and primacy agencies;
- The LCR continue to require re-evaluation of CCT when a PWS makes a change in treatment or source water;
- The LCR continue to require water quality parameter monitoring to ensure that the OCCT is achieving the treatment objectives and that EPA consider requiring such monitoring on a more frequent basis with additional guidance on process control methods; and
- Large systems review their existing CCT plan in light of current science in a newly revised guidance manual with their primacy agency to determine whether the WQPs reflect the best available current science.

Recognizing the continuing central importance of CCT in reducing lead exposures, EPA is considering a range of options for strengthening CCT requirements in the proposed rule that could help to provide clearer requirements, reduce uncertainty, and ensure broader and more consistent proactive application of CCT to avoid high lead levels. Options under consideration include:

- Requiring large water systems (serving > 50,000 persons) to evaluate and re-optimize CCT when EPA publishes updated CCT guidance. This option would provide a mechanism to ensure water systems are considering the best available science to inform treatment decisions.
- Given that CCT is also effective at reducing lead leaching in premise plumbing (not just LSLs), requiring all systems in the U.S. to implement CCT, regardless of system size, tap sampling results, or the presence of LSLs; or alternatively, broadening the categories of systems for which CCT is required; requiring all systems to assume that their distribution system includes the presence of LSLs unless or until they provide the primacy agency with a robust distribution system materials evaluation that demonstrates that this is not the case.
- Requiring water systems that are already applying CCT that exceed the lead action level to evaluate and re-optimize CCT.

Incorporating a Health-Based Benchmark to Strengthen Protection

Although the current LCR is focused on protecting public health by reducing lead and copper exposures, it does so through “technology-based” requirements. The 1991 LCR established an action level for lead of 15 ppb (for the 90th percentile sample) based on an assessment that it was generally representative of effective CCT. Although public discussion often mistakes the action level as having significance in terms of health impacts, EPA has consistently emphasized that the health-based maximum contaminant level goal (MCLG) for lead in the current LCR is zero and that there is no safe level of lead exposure. While the future LCR will maintain treatment technique requirements (e.g., CCT, public education and LSLR) to reduce lead exposures, a health-based benchmark for lead in drinking water could help to guide appropriate actions to communicate and mitigate risk, particularly at the household level.

As part of its 2015 recommendations, the NDWAC suggested that EPA establish a “household action level” based on the amount of lead in drinking water that would raise an average, healthy infant’s blood lead level to greater than five micrograms per deciliter based on consumption of infant formula made with water. According to the NDWAC recommendations, water systems would be required to notify the consumer and the local public health agency if this level were exceeded – with the expectation that individuals and local officials will use this information to take prompt actions at the household level to mitigate lead risks.

While EPA has not yet determined the specific role of a health based benchmark for lead in drinking water in the new rule, the Agency sees value in providing states, drinking water systems and the public with a greater understanding of the potential health implications for vulnerable populations of specific levels of lead in drinking water. EPA is currently developing up-to-date scientific modeling of the relationship between lead levels in drinking water and blood lead levels – particularly for sensitive lifestages such as formula-fed infants and children under age 6. EPA expects to conduct an expert peer review panel to identify approaches to derive a health based value for lead in drinking water. Following this public peer review process, EPA expects to evaluate and determine what specific role or roles a health-based value may play in the revised LCR. EPA anticipates that the proposal will consider the “household action level” approach recommended by the NDWAC, but a health-based value could also help to inform other potential elements of a revised LCR – including public education requirements, prioritization of households for LSLR or other risk mitigation actions at the household level, and potential requirements related to schools or other priority locations.

Considering the Potential Role of Point of Use Filters

One of the insights that has emerged from work in response to the crisis in Flint, Michigan, is the efficacy of point-of-use household filters in reducing lead levels at the tap. There are a broad array of point-of-use filters that are certified by independent third party labs for lead reduction. Recently, EPA collected samples from these filters installed on taps in Flint, Michigan, and verified that these filters are effective in reducing lead levels. Filters require periodic replacement of cartridges to remain effective. The SDWA requires point of use devices specified as a feasible technology to achieve compliance with an MCL or treatment technique requirements to be owned, controlled, and maintained by the water utility. While filters are not an appropriate substitute for CCT, LSLR, or other actions to properly manage and reduce lead levels at the system level, EPA is considering role for filters in addressing risks from lead and copper at the household level. Potential roles include requiring point of use filters where there has been a disturbance of a LSL or where tap sampling indicates an exceedance of a health-based benchmark or action level.

Clarify and Strengthen Sampling Requirements

The goal of the LCR sampling requirements – including site selection criteria and tap sampling procedures — is to cost effectively assess the effectiveness of a water system’s CCT and to trigger additional actions to reduce exposure when necessary. The target locations in the LCR are focused on the homes that are likely to have the highest risk for lead exposure. The lead sampling protocol requires a one liter first draw sample collected after water has remained stagnant for at least 6 hours. Implementation of the sample site selection criteria and the sampling protocol are challenging and provide opportunity for error, particularly given that samples are collected by the residents themselves. In addition, numerous stakeholders have criticized the current rule as providing too much discretion in sampling approaches and providing opportunities for systems to implement their sampling procedures

to avoid exceeding the action level, even in circumstances where corrosion control has not been optimized.

On February 29, 2016, EPA issued a memorandum encouraging states and drinking water utilities to implement protective LCR sampling procedures, based on lessons learned in Flint, Michigan, and other communities. These sampling procedures include eliminating the practice of flushing the tap prior to the mandatory 6-8 hour stagnation period (pre-stagnation flushing), ensuring that faucet aerators are not removed prior to conducting tap sampling under the LCR, and encouraging the use of wide mouth bottles for collection of tap samples to avoid the loss of any of the first draw sample. EPA expects to incorporate each of these recommended sampling procedures as proposed requirements in the proposal for the revised LCR.

In addition, EPA has increased oversight of state programs to ensure effective implementation of the LCR. As part of these efforts, EPA sent letters on February 29, 2016, to state commissioners to ensure consistency with EPA regulations and guidance. The letter requested that primacy agencies work collaboratively with EPA to ensure national consistency and improve transparency and public information regarding the implementation of the rule.

The majority of the states confirmed that they have been consistent with EPA guidance and the LCR. Some primacy agencies specifically stated in their response that they would be undertaking steps to ensure that their protocols and procedures follow the LCR and applicable guidance. Regarding the use of EPA guidance on LCR sampling protocols and optimization corrosion control procedures, the majority of the primacy agencies confirmed that they use relevant guidance and protocols for sampling and corrosion control. Some primacy agencies had previously encouraged pre-flushing but stated they would update their protocols to ensure consistency with the recently published EPA sampling memo.

The NDWAC recommends that a voluntary customer-initiated sampling program based on a more robust and targeted public education be substituted for the current LCR tap sampling requirements.

The results of the voluntary tap sampling program would be used for three separate purposes:

- Informing and empowering individual households to take action to reduce risk;
- Reporting to health officials when monitoring results exceed a "household action level"; and
- Providing an ongoing source of information to the utility to assess effectiveness of CCT.

In the proposed LCR revisions, EPA intends to propose clear and robust sampling requirements to serve the goals of: (1) providing appropriately robust information on how the overall system is performing in reducing lead levels; and (2) providing information on household levels that can be compared to health-based levels, to help guide mitigation actions at individual homes.

EPA is continuing to evaluate specific procedures for tap sampling, including:

- The continued use of "first draw" tap samples, sequential sampling to characterize lead levels in drinking water that has been in contact with premise plumbing and the LSL, random daytime samples, whether the rule should include a variety of tap sampling protocols to meet different needs for customers and the system, and whether the rule should provide for systems to sample customer's taps on request.
- Mandatory sampling for schools that are not public water systems in the revised LCR, given the presence of vulnerable populations in the school environment and the ongoing challenges that schools continue to encounter with elevated lead levels in drinking water.

- ORD partnering with technology developers in industry and academia to identify available technologies that can be used to support real-time monitoring of water quality parameters for measuring the effectiveness of corrosion control in the distribution system.

Increased Transparency and Information Sharing

Transparency and public sharing of data and information is a cornerstone of EPA's efforts to strengthen the effectiveness of its rules. The drinking water crisis in Flint, Michigan, and subsequent focus on lead issues in other communities has underscored the need for transparency with the public in implementing actions to reduce lead in drinking water. EPA took important steps to advance these efforts on February 29, 2016, when the Agency sent letters to every governor and drinking water primacy agency responsible for implementing the LCR, urging a series of actions to address risks from lead in drinking water. The Agency called on primacy agencies to work with public water systems to increase transparency in implementation of the LCR by posting on their public websites:

- the materials inventory that systems were required to complete under the LCR, including the locations of LSLs, together with any more updated inventory or map of LSLs and lead plumbing in the system; and
- LCR compliance sampling results collected by the system, as well as justifications for invalidation of LCR samples.

The Agency also asked that states enhance efforts to ensure that residents promptly receive lead sampling results from their homes, together with clear information on lead risks and how to abate them, and that the general public receives prompt information on high lead levels in drinking water systems.

Many of the responses from state commissioners identified practices and policies that enhance the implementation of the LCR and increase public transparency. States identified opportunities to promote transparency at the state level by posting individual lead compliance samples, and not just the 90th percentile values on their public websites utilizing the Drinking Water Watch or similar tools. To complement this effort, some public water systems are providing online searchable databases that provide information on known locations of LSLs, or providing videos that show homeowners how to determine whether their home is served by a LSL.

To shorten reporting and notice timeframes, some states have adopted more stringent timelines for water systems to provide consumer notices to all who receive water from sites that were sampled and resulted in a lead ALE. While the LCR allows up to 30 days, some states are requiring notice to consumers as quickly as 48 hours after sampling. In addition, some states require laboratories that analyze lead compliance samples to contact the state within 24 hours of confirming that a sample analysis has exceeded the 15 parts per billion action level for lead. Consistent with the EPA's 2013 E-Reporting Policy³ the agency intends to use, to the maximum extent practicable, common agency tools, information systems, and data sets for E-Reporting for the revised LCR. E-Reporting can facilitate faster access to data and other information critical to consumers to understand lead and copper levels in their drinking water and within the water system and to make informed decisions regarding actions they may take to reduce exposure from lead in drinking water.

The NDWAC recommends that EPA strengthen requirements for public access to information about LSLs, tap monitoring results and other relevant information. Enhanced requirements for sharing compliance

³ <https://www.epa.gov/compliance/policy-statement-e-reporting-epa-regulations>

data and other information with the public can play a critical role in strengthening the protections provided by the LCR. By providing individuals and communities with prompt and accurate information, the LCR can help to leverage broader public involvement and engagement in ensuring accountability, consistency in meeting regulatory requirements, and prompt action to mitigate high lead levels or other risks, both at the system and household level.

Accordingly, the agency expects to propose stronger public transparency elements for the revised LCR. Measures under consideration include:

- Requiring drinking water utilities to post all LCR sampling results and sample invalidation justifications on their publicly accessible website in a form that protects the privacy of customers;
- Mandating shorter time frames for providing lead sampling results to consumers;
- Mandating shorter time frames for providing the public with public health education when high lead levels are detected in their drinking water system;
- Enhanced requirements for sharing the results of the materials evaluation conducted by drinking water system, including publicly identifying the location of LSLs within the community in a way that protects privacy of homeowners;
- Enhanced requirements for states to publicly identify each system within their state that is currently or has recently experienced an ALE, along with the specific steps the system is required to fulfill and their progress in implementing these requirements
- Requiring systems to provide information on the number of lead tap samples collected, number of samples that exceed the lead action level, information about voluntary sample results and any recent changes to CCT or water quality parameters that might affect lead levels in their water; and
- Requiring more timely electronic reporting of sampling results to primacy agencies and EPA.

Public Education Requirements

A critical element of the LCR is public health education to ensure that the public has easy access to clear information on lead and copper risks in drinking water and how to mitigate them. The current LCR requires public health education in response to a lead ALEs. One concern with this approach is that systems can have up to 10 percent of homes with highly elevated levels of lead in drinking water without causing an ALE and triggering the public health education requirements of the rule.

The NDWAC recommends that:

- EPA establish an easily accessible, national clearinghouse of information about lead in drinking water to serve the needs of the public and of public water systems;
- Require information be sent to all new customers on the potential risks of lead in drinking water;
- Revise the current CCR language to address LSLs and update the health statements;
- Add requirements for targeted outreach to customers with LSLs; and
- Expand the current requirements for outreach to caregivers/health care providers of vulnerable populations.

EPA is considering modifications to the rule to strengthen the public education requirements by requiring ongoing, proactive and targeted public education to effectively communicate drinking water lead risks, promote tap sampling, and provide actions consumers can take to reduce lead exposures regardless of ALEs by the system.

The Agency is also considering requiring water utilities to provide information on lead risks to all new customers at the time of service connection, expanding the current LCR requirements for public outreach to caregivers and healthcare providers for vulnerable populations, and revising the current requirement for CCRs so that these reports address the status of LSLs in each city.

Customers with LSLs are at heightened risk for lead exposures in drinking water. EPA is considering a number of potential public education requirements in the proposed LCR revisions to help mitigate these risks, including:

- Requiring water systems to provide targeted outreach to customers with LSLs and to provide these customers with invitations to have their water tested and to participate in a LSLR program, regardless of ALEs in the system;
- Requiring water system to provide public access for LSL inventories, which would include the locations of those service lines;
- Requiring that customers be notified of emergency or planned maintenance that may disrupt LSLs, therefore increasing lead levels, and be provided with information on actions that can be used to mitigate exposure; and
- Requiring a standard operating procedure be prepared and provided to other utilities who may disturb LSLs for maintenance or capital improvements.

Potential Revised Copper Requirements

Published corrosion literature since 1991 on copper has shown that copper and lead leaching patterns differ. The current LCR sample site selection criteria targets highest-risk lead sites, and tap samples for both lead and copper are collected at these locations. Some stakeholders have expressed concerns that elevated levels of copper may be missed using this approach.

The NDWAC Recommends:

- Instead of basing action on the results of routine, in-home copper sampling, actions should be based on the aggressiveness of the water to copper. Systems can determine if their water is aggressive to copper by doing WQP monitoring in the distribution system. All PWSs should be assumed to have water that is aggressive to copper unless they demonstrate that it is not.
- EPA should develop criteria to define water that is not aggressive to copper for the purpose of establishing whether a system falls into that category (or "bin") for the purposes of the LCR. EPA should consider the accuracy and potential variability of pH and alkalinity monitoring as well as corrosivity to copper in establishing pH and alkalinity ranges. The criteria also should include consideration of passivation time.
- PWSs can choose one of several approaches to demonstrate that their water is not aggressive to copper.
- PWSs with water classified as non-aggressive to copper must continue to demonstrate that the water is non-aggressive. PWS's can choose to:
 - Maintain those WQPs that demonstrate it maintains non-aggressive water, or
 - Conduct copper sampling at vulnerable homes (houses < 2 years old with new copper plumbing) to demonstrate that water chemistry is non-aggressive copper levels fall under the AL/MCL).

EPA is considering modifications to the LCR requirements to provide greater attention to the potential risks associated with elevated levels of copper in drinking water. Options that are being considered include modifications to the sample site selection criteria to include sites that are at greatest risk of producing elevated levels of copper, and developing water quality parameters designed to identify

systems that have water aggressive to copper. Systems with aggressive water could be required to install CCT and/or conduct public education for copper, while systems with nonaggressive water could be required to periodically demonstrate that leaching of copper is not a concern for the water system.

Relationship with Broader Lead Issues

While the LCR revisions are focused on lead in drinking water, EPA recognizes that the ultimate goal is comprehensive reduction in exposures to lead from all contaminated media, some of which may present greater risks than drinking water in individual communities or homes.

Lead can be ingested from various sources, including lead paint and house dust contaminated by lead paint, as well as soil, drinking water, and food. The effects of lead exposure are generally measured by blood lead levels. As a result of the multitude of possible exposure pathways, the contribution from specific pathways (e.g., consumer products, diet, soil, ambient air) to blood lead concentrations can vary widely for each individual.

Young children, infants, and fetuses are particularly vulnerable to lead because their behavior patterns typically lead to higher exposures, they absorb a greater proportion of the lead they ingest than adults, physical and behavioral effects of lead occur at lower exposure levels in children than in adults, and the central nervous system of children undergoes rapid development and impacts during this period can have lifelong effects.

EPA estimates that drinking water can make up 20 percent or more of a total exposure to lead. In some circumstances, infants who consume mostly mixed formula can receive 40 percent to 60 percent of their exposure to lead from drinking water. Current water sampling protocols were designed to assess the adequacy of CCT, not the level of human exposure to lead. Important fluctuations in water lead levels can be missed because of limitations inherent in sampling protocols that EPA uses, making it difficult to assess household exposure through drinking water.⁴

Pathways of exposure to lead related to ambient air include both inhalation of lead and ingestion of lead in dust or soil that originated in the ambient air. For example, dietary lead exposure may be air-related if ambient air lead deposits on plant materials or in water that becomes available for human consumption. (They may also be water-related if cooking is undertaken in tap water with high lead levels.)

Dust and soil particles containing lead are typically in the size range that is ingested rather than inhaled. However, soil can act as a reservoir for deposited lead emissions, and exposure to soil contaminated with deposited lead can occur through re-suspended particulate matter as well as hand-to-mouth contact, which is the main pathway of childhood exposure to lead.

To address these concerns, EPA is committed to continuing to work with federal, state and local partners to reduce lead risks in all contaminated media.

⁴ Brown, Mary Jean and Margolis, Stephen, Division of Emergency and Environmental Health Services, National Center for Environmental Health, Centers for Disease Control, "Lead in Drinking Water and Human Blood Lead Levels in the United States," *Morbidity and Mortality Weekly Report*, August 10, 2012.

IV. Conclusion

It is critical that EPA thoughtfully revise the LCR to strengthen the rule to reduce exposure to lead in drinking water, especially for infants and children and communities bearing a disproportionate risk. It is also important that LCR revisions improve implementation and enforceability of the rule requirements. This paper provides examples of regulatory provisions EPA is considering and evaluating in order to improve public health protection. While EPA has received extensive recommendations from NDWAC and other stakeholders, the Agency is committed to continue to engage with stakeholders and consider all viewpoints in revising the LCR. EPA is committed to using the best available science and to conducting robust analyses of regulatory options that have been informed by stakeholder input. The Agency welcomes input and feedback on the ideas presented in this paper to support development of a Notice of Proposed Rulemaking of LCR Revisions for publication in the Federal Register and public review and comment in 2017.

UNITED STATES ENVIRONMENTAL PROTECTION AGENCY
WASHINGTON D.C. 20460



OFFICE OF THE ADMINISTRATOR
SCIENCE ADVISORY BOARD

September 28, 2011

EPA-SAB-11-015

The Honorable Lisa P. Jackson
Administrator
U.S. Environmental Protection Agency
1200 Pennsylvania Avenue, N.W.
Washington, D.C. 20460

Subject: SAB Evaluation of the Effectiveness of Partial Lead Service Line Replacements

Dear Administrator Jackson:

Lead exposure causes adverse health effects including impaired neurodevelopment of children, and hypertension and cardiovascular disease in adults. EPA's Office of Water regulates drinking water lead levels via the 1991 Lead and Copper Rule (LCR). The LCR established an action level for drinking water lead, above which water systems must install corrosion control treatment. If the action level is not met after installing corrosion control treatment, then lead service line replacement (LSLR) is required. Under the 2000 LCR revisions, water systems must replace only the portion of the lead service line that it owns. This is termed a partial LSLR (PLSLR). EPA's Office of Water sought SAB evaluation of current scientific data to determine whether PLSLR is effective in reducing drinking water lead levels. EPA identified several studies for the SAB to consider, and the SAB reviewed additional studies for their evaluation.

The SAB was asked to evaluate the current scientific data regarding the effectiveness of PLSLR centered around five issues: associations between PLSLR and blood lead levels in children; lead tap water sampling data before and after PLSLR; comparisons between partial and full LSLR; PLSLR techniques; and the impact of galvanic corrosion. The SAB Drinking Water Committee was augmented for this evaluation (hereafter referred to as the "DWC Lead Panel" or "Panel").

The SAB finds that the quantity and quality of the available data are inadequate to fully determine the effectiveness of PLSLR in reducing drinking water lead concentrations. The small number of studies available have major limitations (small number of samples, limited follow-up sampling, lack of information about the sampling data, limited comparability between studies, etc.) for fully evaluating PLSLR efficacy. Nevertheless, despite these limitations, the SAB concludes that PLSLRs have not been shown to reliably reduce drinking water lead levels in the short term, ranging from days to months, and potentially even longer. Additionally, PLSLR is frequently associated with short-term elevated drinking water lead levels for some period of time after replacement, suggesting the potential for harm, rather than benefit during that time period. Available data suggest that the elevated tap water lead levels tend to then gradually stabilize over time following PLSLR, sometimes at levels below and sometimes at levels

similar to those observed prior to PLSLR. The SAB response to the EPA's charge is detailed in the report. The major SAB comments and findings are provided below.

- The SAB evaluated a study from the Centers for Disease Control and Prevention (CDC) that examined associations between childhood blood lead levels (BLLs) and PLSLR. BLLs are used as biomarkers for lead exposure. The results suggest that there is a potential for harm (i.e. higher BLLs) resulting from PLSLR, and provide no evidence of a demonstrable benefit from PLSLR on reductions in childhood BLLs in the short term (e.g., within approximately one year). The available scientific evidence regarding BLLs and PLSLRs, while limited to this study, does not support the use of PLSLR as an effective or safe measure to reduce short-term Pb exposure of those served by lead service lines. The long term (e.g., over a period of years) relationship between PLSLRs and childhood BLLs cannot be determined from this publication.
- The SAB evaluated several studies of tap water lead levels both before and after PLSLR. The weight of evidence indicates that PLSLR often causes tap water lead levels to increase significantly for a period of days to weeks, or even several months. There are insufficient data to reliably predict whether the tap water lead level will significantly increase following a PLSLR in a given home or distribution system, the extent to which it will increase, or how long the increase will persist.
- In studies of full LSLR and PLSLR, the evaluation periods have been too short to fully assess differential reductions in drinking water lead levels. With this caveat, full LSLR appears generally effective in reliably achieving long-term reductions in drinking water lead levels, unlike PLSLR. Both full LSLR and PLSLR generally result in elevated lead levels for a variable period of time after replacement. The limited evidence available suggests that the duration and magnitude of the elevations may be greater with PLSLR than full LSLR.
- Studies examining PLSLR techniques (e.g., cutting techniques, flushing) did not provide definitive information on the impact that these techniques could have on lead release. The studies that examined different cutting techniques are limited by sample size and do not clearly demonstrate a significant difference between the cutting methods. Line flushing appears to provide some benefit, but the time to realize the benefit (flushing for up to several weeks) precludes any likely practical implementation of this technique. The SAB finds that the development of a Standard Operating Procedure for PLSLR is premature.
- Galvanic corrosion associated with PLSLR poses a risk of increased lead levels in tap water by increasing the corrosion rate and/or increasing the chance that corroded lead will be mobilized. This risk may persist for at least several months and is very difficult to quantify with currently available data. Insertion of a lead-free dielectric eliminates galvanic corrosion at the new pipe junction by breaking the electrical circuit between the new and old pipes, but it has no effect on depositional corrosion. The SAB concludes that insertion of a dielectric will likely reduce lead levels in tap water, but it cannot confidently estimate the magnitude of the reductions because the contribution of galvanic corrosion and depositional corrosion to drinking water lead levels has not been quantified.

In summary, the SAB found the available information is broadly suggestive that PLSLR may pose a risk to the population, due to the short-term elevations in drinking water lead concentrations. In answering

the five charge questions, the larger picture which emerged is the lack of data available to fully evaluate the effectiveness of PLSLR, which limited the SAB's ability to offer stronger conclusions and recommendations.

The SAB appreciates the opportunity to provide EPA with advice and looks forward to the Agency's response.

Sincerely,

/Signed/

Dr. Deborah L. Swackhamer
Chair
EPA Science Advisory Board

/Signed/

Dr. Jeffrey K. Griffiths
Chair
SAB Drinking Water Committee

Enclosures

NOTICE

This report has been written as part of the activities of the EPA Science Advisory Board, a public advisory Panel providing extramural scientific information and advice to the Administrator and other officials of the Environmental Protection Agency. The Board is structured to provide balanced, expert assessment of scientific matters related to problems facing the Agency. This report has not been reviewed for approval by the Agency and, hence, the contents of this report do not necessarily represent the views and policies of the Environmental Protection Agency, nor of other agencies in the Executive Branch of the Federal government, nor does mention of trade names or commercial products constitute a recommendation for use. Reports of the EPA Science Advisory Board are posted on the EPA Web site at: <http://www.epa.gov/sab>.

**U.S. Environmental Protection Agency
Science Advisory Board
Drinking Water Committee Augmented for the Review of the Effectiveness of
Partial Lead Service Line Replacements**

CHAIR

Dr. Jeffrey K. Griffiths, Professor, Department of Public Health and Community Medicine, School of Medicine, Tufts University, Boston, MA

MEMBERS

Dr. George Alexeeff, Acting Director, Office of Environmental Health Hazard Assessment, California Environmental Protection Agency, Oakland, CA

Dr. Mark Benjamin, Professor, Department of Civil and Environmental Engineering, University of Washington, Seattle, WA

Dr. Joel Ducoste, Professor, Department of Civil, Construction, and Environmental Engineering, College of Engineering, North Carolina State University, Raleigh, NC

Dr. Susan Korrick, Assistant Professor of Medicine, Department of Medicine, Brigham and Women's Hospital, Channing Laboratory, Harvard Medical School, Boston, MA

Dr. Michael Kosnett, Associate Clinical Professor, Division of Clinical Pharmacology and Toxicology, Department of Medicine, University of Colorado Health Sciences Center, Denver, CO

Dr. Bruce Lanphear, Professor, Children's Environmental Health, Faculty of Health Sciences, Simon Fraser University, Vancouver, BC, Canada

Dr. Desmond F. Lawler, Bob R. Dorsey Professor of Engineering, Department of Civil, Architectural and Environmental Engineering, University of Texas, Austin, TX

Dr. Frank Loge, Professor, Department of Civil and Environmental Engineering, University of California-Davis, Davis, CA

Dr. Stephen Randtke, Professor, Department of Civil, Environmental, and Architectural Engineering, University of Kansas, Lawrence, KS

Dr. A. Lynn Roberts, Professor, Department of Geography and Environmental Engineering, Johns Hopkins University, Baltimore, MD

Dr. Stephen Rothenberg, Senior Investigator, Environmental Health, Center for Study of Population Health, National Institute of Public Health, Cuernavaca, Mexico

Dr. Richard Sakaji, Manager, Planning and Analysis for Water Quality, East Bay Municipal Utility District, Oakland, CA

Ms. Janice Skadsen, Environmental Scientist, CDM, Ann Arbor, MI

Dr. Virginia Weaver, Associate Professor, Departments of Environmental Health Sciences & Medicine, Bloomberg School of Public Health, Johns Hopkins University, Baltimore, MD

Dr. Robert Wright, Associate Professor, Pediatrics, Division of Environmental Health, Harvard School of Public Health, Boston, MA

Dr. Marylynn Yates, Professor of Environmental Microbiology, Department of Environmental Sciences, University of California-Riverside, Riverside, CA

SCIENCE ADVISORY BOARD STAFF

Mr. Aaron Yeow, Designated Federal Officer, U.S. Environmental Protection Agency, Science Advisory Board (1400R), 1200 Pennsylvania Avenue, NW, Washington, DC, Phone: 202-564-2050, Fax: 202-565-2098, (yeow.aaron@epa.gov)

**U.S. Environmental Protection Agency
Science Advisory Board
BOARD**

CHAIR

Dr. Deborah L. Swackhamer, Professor and Charles M. Denny, Jr. Chair in Science, Technology and Public Policy, Hubert H. Humphrey School of Public Affairs and Co-Director of the Water Resources Center, University of Minnesota, St. Paul, MN

SAB MEMBERS

Dr. David T. Allen, Professor, Department of Chemical Engineering, University of Texas, Austin, TX

Dr. Claudia Benitez-Nelson, Full Professor and Director of the Marine Science Program, Department of Earth and Ocean Sciences, University of South Carolina, Columbia, SC

Dr. Timothy J. Buckley, Associate Professor and Chair, Division of Environmental Health Sciences, College of Public Health, The Ohio State University, Columbus, OH

Dr. Patricia Buffler, Professor of Epidemiology and Dean Emerita, Department of Epidemiology, School of Public Health, University of California, Berkeley, CA

Dr. Ingrid Burke, Director, Haub School and Ruckelshaus Institute of Environment and Natural Resources, University of Wyoming, Laramie, WY

Dr. Thomas Burke, Professor, Department of Health Policy and Management, Johns Hopkins Bloomberg School of Public Health, Johns Hopkins University, Baltimore, MD

Dr. Terry Daniel, Professor of Psychology and Natural Resources, Department of Psychology, School of Natural Resources, University of Arizona, Tucson, AZ

Dr. George Daston, Victor Mills Society Research Fellow, Product Safety and Regulatory Affairs, Procter & Gamble, Cincinnati, OH

Dr. Costel Denson, Managing Member, Costech Technologies, LLC, Newark, DE

Dr. Otto C. Doering III, Professor, Department of Agricultural Economics, Purdue University, W. Lafayette, IN

Dr. David A. Dzombak, Walter J. Blenko, Sr. Professor of Environmental Engineering, Department of Civil and Environmental Engineering, College of Engineering, Carnegie Mellon University, Pittsburgh, PA

Dr. T. Taylor Eighmy, Vice President for Research, Office of the Vice President for Research, Texas Tech University, Lubbock, TX

Dr. Elaine Faustman, Professor and Director, Institute for Risk Analysis and Risk Communication, School of Public Health, University of Washington, Seattle, WA

Dr. John P. Giesy, Professor and Canada Research Chair, Veterinary Biomedical Sciences and Toxicology Centre, University of Saskatchewan, Saskatoon, Saskatchewan, Canada

Dr. Jeffrey K. Griffiths, Professor, Department of Public Health and Community Medicine, School of Medicine, Tufts University, Boston, MA

Dr. James K. Hammitt, Professor, Center for Risk Analysis, Harvard University, Boston, MA

Dr. Bernd Kahn, Professor Emeritus and Associate Director, Environmental Radiation Center, Georgia Institute of Technology, Atlanta, GA

Dr. Agnes Kane, Professor and Chair, Department of Pathology and Laboratory Medicine, Brown University, Providence, RI

Dr. Madhu Khanna, Professor, Department of Agricultural and Consumer Economics, University of Illinois at Urbana-Champaign, Urbana, IL

Dr. Nancy K. Kim, Senior Executive, Health Research, Inc., Troy, NY

Dr. Catherine Kling, Professor, Department of Economics, Iowa State University, Ames, IA

Dr. Kai Lee, Program Officer, Conservation and Science Program, David & Lucile Packard Foundation, Los Altos, CA (affiliation listed for identification purposes only)

Dr. Cecil Lue-Hing, President, Cecil Lue-Hing & Assoc. Inc., Burr Ridge, IL

Dr. Floyd Malveaux, Executive Director, Merck Childhood Asthma Network, Inc., Washington, DC

Dr. Lee D. McMullen, Water Resources Practice Leader, Snyder & Associates, Inc., Ankeny, IA

Dr. Judith L. Meyer, Professor Emeritus, Odum School of Ecology, University of Georgia, Lopez Island, WA

Dr. James R. Mihelcic, Professor, Civil and Environmental Engineering, University of South Florida, Tampa, FL

Dr. Jana Milford, Professor, Department of Mechanical Engineering, University of Colorado, Boulder, CO

Dr. Christine Moe, Eugene J. Gangarosa Professor, Hubert Department of Global Health, Rollins School of Public Health, Emory University, Atlanta, GA

Dr. Horace Moo-Young, Dean and Professor, College of Engineering, Computer Science, and Technology, California State University, Los Angeles, CA

Dr. Eileen Murphy, Grants Facilitator, Ernest Mario School of Pharmacy, Rutgers University, Piscataway, NJ

Dr. Duncan Patten, Research Professor, Hydroecology Research Program , Department of Land Resources and Environmental Sciences, Montana State University, Bozeman, MT

Dr. Stephen Polasky, Fesler-Lampert Professor of Ecological/Environmental Economics, Department of Applied Economics, University of Minnesota, St. Paul, MN

Dr. Arden Pope, Professor, Department of Economics, Brigham Young University , Provo, UT

Dr. Stephen M. Roberts, Professor, Department of Physiological Sciences, Director, Center for Environmental and Human Toxicology, University of Florida, Gainesville, FL

Dr. Amanda Rodewald, Professor of Wildlife Ecology, School of Environment and Natural Resources, The Ohio State University, Columbus, OH

Dr. Jonathan M. Samet, Professor and Flora L. Thornton Chair, Department of Preventive Medicine, University of Southern California, Los Angeles, CA

Dr. James Sanders, Director and Professor, Skidaway Institute of Oceanography, Savannah, GA

Dr. Jerald Schnoor, Allen S. Henry Chair Professor, Department of Civil and Environmental Engineering, Co-Director, Center for Global and Regional Environmental Research, University of Iowa, Iowa City, IA

Dr. Kathleen Segerson, Philip E. Austin Professor of Economics , Department of Economics, University of Connecticut, Storrs, CT

Dr. Herman Taylor, Director, Principal Investigator, Jackson Heart Study, University of Mississippi Medical Center, Jackson, MS

Dr. Barton H. (Buzz) Thompson, Jr., Robert E. Paradise Professor of Natural Resources Law at the Stanford Law School and Perry L. McCarty Director, Woods Institute for the Environment, Stanford University, Stanford, CA

Dr. Paige Tolbert, Professor and Chair, Department of Environmental Health, Rollins School of Public Health, Emory University, Atlanta, GA

Dr. John Vena, Professor and Department Head, Department of Epidemiology and Biostatistics, College of Public Health, University of Georgia, Athens, GA

Dr. Thomas S. Wallsten, Professor and Chair, Department of Psychology, University of Maryland, College Park, MD

Dr. Robert Watts, Professor of Mechanical Engineering Emeritus, Tulane University, Annapolis, MD

Dr. R. Thomas Zoeller, Professor, Department of Biology, University of Massachusetts, Amherst, MA

SCIENCE ADVISORY BOARD STAFF

Dr. Angela Nugent, Designated Federal Officer, U.S. Environmental Protection Agency, Science Advisory Board (1400R), 1200 Pennsylvania Avenue, NW, Washington, DC, Phone: 202-564-2218, Fax: 202-565-2098, (nugent.angela@epa.gov)

ACRONYMS AND ABBREVIATIONS

AL	Action Level
BLL	Blood Lead Level
EPA	United States Environmental Protection Agency
CDC	Centers for Disease Control and Prevention
LCR	EPA's Lead and Copper Rule
LSL	Lead Service Line
LSLR	Lead Service Line Replacement
OW	EPA's Office of Water
Pb	Lead
PLSLR	Partial Lead Service Line Replacement
SAB	Science Advisory Board

TABLE OF CONTENTS

1. EXECUTIVE SUMMARY..... 1

2. INTRODUCTION..... 4

3. RESPONSE TO EPA CHARGE..... 5

3.1. Issue 1 – Studies Examining Associations Between Elevated Blood Lead Levels and Partial Lead Service Line Replacements (PLSLR)..... 5

3.2. Issue 2 – Studies Evaluating PLSLR with Tap Sampling Before and After Replacements ... 9

3.3. Issue 3 – Studies Comparing PLSLR with Full Lead Service Line Replacements 13

3.4. Issue 4 – Studies Examining PLSLR Techniques..... 15

3.5. Issue 5 – Studies Examining Galvanic Corrosion..... 20

3.6. Conclusion 23

4. REFERENCES..... 24

APPENDIX A – EPA CHARGE TO THE COMMITTEE A-1

APPENDIX B - Rationale and Recommendations for a Reanalysis of Brown et al. (2011) B-1

APPENDIX C - Reported Tap Water Lead Levels Following PLSLR..... C-1

APPENDIX D - Sampling Methods for Lead in Tap Water..... D-1

APPENDIX E - Techniques for Locating, Identifying, Replacing, and Rehabilitating Lead Service Lines E-1

1. EXECUTIVE SUMMARY

This report was prepared by the Science Advisory Board (SAB) Drinking Water Committee Augmented for the Review of the Effectiveness of Partial Lead Service Line Replacements (hereafter "DWC Lead Panel" or "Panel"), in response to a request by EPA's Office of Water to evaluate the current scientific data to determine the effectiveness of partial lead service line replacements (PLSLR) in reducing drinking water lead (Pb) levels. The charge to the SAB was centered around five issues. They were: associations between PLSLR and blood lead levels (BLLs) in children; water sampling data at the tap before and after PLSLR; comparisons between partial and full lead service line replacements (LSLRs); PLSLR techniques; and the impact of galvanic corrosion. The SAB DWC Lead Panel held a public meeting on March 30-31, 2011, and a follow-up teleconference on May 16, 2011, to deliberate on the charge. This report was subsequently reviewed and approved by the Chartered SAB on July 19, 2011. This Executive Summary highlights the SAB's major findings and conclusions.

The number of studies to examine the ability of PLSLR to reduce lead exposure is small and those studies have major limitations (small number of samples, limited follow-up sampling, lack of information about the sampling data, limited comparability between studies, etc.). Overall the SAB finds that, based on the current scientific data, PLSLRs have not been shown to reliably reduce drinking water lead levels in the short term, ranging from days to months, and potentially even longer. Additionally, PLSLR is frequently associated with short-term elevated drinking water lead levels for some period of time after replacement, suggesting the potential for harm, rather than benefit during that time period. Available data suggest that the elevated tap water lead levels tend to then gradually stabilize over time following PLSLR, sometimes at levels below and sometimes at levels similar to those observed prior to PLSLR.

Issue 1 - Associations Between PLSLR and Blood Lead Levels in Children

The current scientific literature was reviewed, and Brown et al. (2011) is the only study found that directly examines the relationship between childhood blood lead levels (BLLs) and PLSLRs. BLLs are used as biomarkers for lead exposure. The results of Brown et al. (2011) provide no evidence of demonstrable benefits from PLSLR on reductions in childhood BLLs in the short term (e.g., within approximately one year). In fact, the results provide suggestive evidence of the potential for harm (i.e., higher BLLs) related to PLSLR, among children living in households at which a PLSLR was performed. This finding is scientifically consistent with the observation that drinking water Pb levels often increase after PLSLR (see Issue 2).

Design limitations in Brown et al. (2011) preclude reliance on this single study as the basis for final conclusions about the relation of BLLs with PLSLR. These limitations include the following: a lack of information on both individual-level potential confounders and potential confounders related to houses that had PLSLR; not accounting for the timing of PLSLR relative to the measurement of BLLs; not accounting for the duration of residence in housing; possible ascertainment bias in the detection of elevated BLLs; potential for measurement error in the assignment of BLLs; low statistical power due to the limited number of children with elevated BLLs in the subanalyses; limited BLL data for formula-fed infants under one year of age who are at greatest risk; and limited ability to generalize the findings to other populations, communities, and water systems. In addition, the long-term relationship (over a period of years) between PLSLR and childhood BLLs cannot be determined from Brown et al. (2011). The SAB has several recommendations to address these limitations, such as a reanalysis of Brown et al. (2011) using expanded data resources and improved methods as outlined in Appendix B.

Issue 2 - Water Sampling Data at the Tap Before and After PLSLR

The weight of evidence indicates that PLSLR often causes tap water Pb levels to significantly increase for a period of days to weeks, or even several months. Available data suggest that tap water Pb levels tend to gradually stabilize over time following PLSLR, sometimes at levels below or above those observed prior to PLSLR. There are insufficient data to reliably predict whether the tap water Pb level will significantly increase following a PLSLR in a given home or distribution system, the extent to which it will increase, or how long the increase will persist.

The magnitude and duration of elevated tap water Pb levels following PLSLR may be influenced by the extent of disturbance of the lead service line (LSL), as well as any countermeasures taken to offset such effects (as discussed under Issue 4); the quantity and characteristics of the deposits in the LSL and downstream plumbing materials; the chemistry of the local water supply, including treatment to control corrosion; biological activity; localized corrosion; and other factors. Reasons for the increase in a given setting are generally not known.

Issue 3 - Comparisons Between Full and Partial Lead Service Line Replacements

Several studies that compared partial and full LSLRs were evaluated. The SAB finds that in these studies, the time periods of evaluation of Pb concentrations following partial and full LSLR have been inadequate to fully evaluate the effectiveness of reducing drinking water Pb levels. Nevertheless, for the time periods reported in the studies, the SAB concludes that in water distribution systems optimized for corrosion control, full LSLRs have been shown to be a generally effective method of reducing drinking water Pb levels. However, PLSLRs have not been shown to be reliably effective in reducing drinking water Pb levels, at least in the time frames of the reported studies. Both full LSLRs and PLSLRs generally result in elevated Pb levels for a variable period of time after replacement, but the limited evidence available suggests that the duration and magnitude of the elevations may be greater with PLSLR than full LSLR.

Issue 4 - PLSLR techniques

Several studies were evaluated that examined the impact that PLSLR techniques can have on Pb release. These included different cutting techniques, different joining techniques, the effectiveness of flushing, and public education. The SAB concludes that the studies do not provide definitive information on the impact that PLSLR techniques can have on Pb release. The studies that examined different cutting techniques are limited by sample size and do not clearly demonstrate a significant difference between the cutting methods. One study examined the use of a heat shrink Teflon sleeve as a joining technique, but the results are inconclusive, and the technology is still very new and has not been extensively evaluated. Line flushing appears to provide some benefit, but the time to realize the benefit (flushing up to several weeks) precludes any likely practical implementation of this technique.

Part of the PLSLR technique involves public notification and education. Informing the public about the risk of Pb exposure is a critical component of a PLSLR program. While the agency has published guidance (last revised in 2008), it does not specifically address PLSLR. The SAB recommends that EPA review and update the 2008 guidance in light of PLSLR and mitigation of Pb spikes following PLSLR. The SAB concludes that public education should complement engineering practices and should not be relied on as a replacement for engineering practices.

Given the lack of definitive studies on the effectiveness of different procedures and approaches to PLSLR, development of standard operating procedures to mitigate the impacts on tap water Pb levels from PLSLR is premature.

Issue 5 - Galvanic Corrosion

Several studies have been conducted to identify and quantify the significance of galvanic corrosion when PLSLRs are implemented. The conclusions that have been drawn from the studies vary widely, in part because of the disparate procedures and metrics that have been used to assess the corrosion process, and in part because the process itself is complex and might proceed at vastly different rates in different systems. Despite some divergence of opinion as to the severity of the problem posed by galvanic corrosion, there seems to be widespread agreement that the electrical potentials and currents change when Pb and copper are brought into electrical contact, and that the region over which these changes are substantial is confined to a few inches on either side of the contact point.

The available evidence strongly supports the contention that galvanic corrosion increases the corrosion rate of the Pb pipe near the point of metal/metal contact shortly after the contact is made. It also supports the contention that galvanic corrosion can be significant for periods of at least several months thereafter. The time frame and magnitude of this increase are uncertain and probably differ among different systems, depending on the water quality and other local conditions. The SAB is not aware of evidence suggesting that Pb that is oxidized galvanically is more or less likely to be mobilized than Pb that is oxidized by other mechanisms. The SAB therefore concludes that galvanic corrosion associated with PLSLR does pose a risk of increased Pb levels in tap water, and that this risk might persist for periods of at least several months, but that the risk is unlikely to be uniform on either a temporal or spatial basis and is therefore very difficult to quantify given current information and the heterogeneity of water systems and conditions in the United States.

Insertion of a dielectric breaks the electrical connection between the new and old pipes, and thereby eliminates galvanic corrosion at the copper and Pb pipe junction, but it has no effect on depositional corrosion or the galvanic corrosion that can subsequently ensue at the site of depositional corrosion. Because the relative magnitudes of galvanic corrosion at the pipe juncture and depositional corrosion have not been quantified, it is not possible to state with confidence how much galvanic corrosion will be reduced by insertion of a dielectric. However, there is no question that some reduction will be achieved. The SAB concludes that insertion of a lead-free dielectric is likely to have beneficial effects on Pb concentrations in tap water, albeit of uncertain magnitude, but the SAB did not evaluate other factors or consequences associated with this practice. Given the relatively low direct cost of inserting such a device, the SAB has concluded that doing so would be appropriate in situations where the decision to implement a PLSLR has been made, provided that other issues (e.g., electrical grounding requirements, durability, and pipe-thawing practices) are adequately addressed.

2. INTRODUCTION

Human exposure to lead (Pb) has been shown to cause adverse health effects on the neurodevelopment of children, including deficits in IQ and altered behavior, as well as hypertension and cardiovascular disease in adults. Lead in water is an established source of Pb exposure to the general population, including both adults and children. It has been estimated that 20% of children's overall Pb intake in the United States comes from Pb in drinking water (Lanphear et al., 2002). This value may vary widely depending on the source and volume of water consumed. Water may represent a much greater proportion of Pb intake for infants fed with formula reconstituted with tap water than for other children (Shannon and Graef, 1989). Indeed, high water Pb levels can be a singular cause of Pb poisoning in infancy (Shannon and Graef, 1989).

A key source of Pb in drinking water is Pb that has been leached from materials present in water distribution systems, including Pb in service lines and household fixtures. There are a number of factors associated with Pb leaching into water, including water quality, the types of chemicals used in water disinfection, water temperature, and pH. The Pb content of solder, fixture constituents, scale deposits, and the service lines themselves are also important factors.

EPA's Office of Water (OW) regulates drinking water Pb levels through the 1991 Lead and Copper Rule (LCR) by establishing a treatment technique to minimize Pb levels in tap water. The LCR established an action level (AL) for Pb in drinking water, above which, water systems are required to install corrosion control treatment. It should be noted that the AL is not a health-based level and that EPA's health-based maximum contaminant level goal (MCLG) for lead is zero. If the AL is still not met after installing corrosion control treatment, LSLR is required. Under the 2000 LCR revisions, a water system is required to replace only the portion of the lead service line (LSL) that it owns (a water system is also required to offer replacement of the lead service that they do not own, at cost, to the owner). Replacement of only a portion of the LSL is referred to as a partial lead service line replacement (PLSLR).

EPA's OW requested that the Science Advisory Board (SAB) evaluate the current scientific data to determine the effectiveness of PLSLR in reducing drinking water Pb levels. In response to this request, the SAB Drinking Water Committee (DWC) was augmented with additional experts, hereafter referred to as the "DWC Lead Panel" or "Panel".

EPA's charge to the SAB, presented in Appendix A, is centered around five issues: associations between PLSLR and blood lead levels (BLLs) in children, tap water sampling data before and after PLSLR, comparisons between full and partial LSLRs, PLSLR techniques, and the impact of galvanic corrosion. EPA identified several studies pertaining to each of the issues for the SAB to consider in their evaluation, but the SAB was also encouraged to identify and use any additional studies for their evaluation. The SAB DWC Lead Panel held a public meeting on March 30-31, 2011 and a follow-up teleconference on May 16, 2011 to deliberate on the charge. The Chartered SAB approved the report on July 19, 2011. The response to the charge is detailed in this report.

3. RESPONSE TO EPA CHARGE

Overall Charge

EPA is seeking SAB evaluation of current scientific data to determine whether partial lead service line replacements are effective in reducing lead drinking water levels. EPA has identified several studies for the SAB to consider for the evaluation. The SAB may also consider other relevant studies for the evaluation.

3.1. Issue 1 – Studies Examining Associations Between Elevated Blood Lead Levels and Partial Lead Service Line Replacements (PLSLR)

A recently published study by the Centers for Disease Control (Brown et al. 2011) examined an association between children's blood lead level, lead service lines, and water disinfection in Washington, DC using data from 1998 to 2006. How does this study inform the available information on the effectiveness of partial lead service line replacement in reducing drinking water exposure to lead?

Summary and Conclusions from Brown et al. (2011)

The SAB did not identify any other peer reviewed literature in addition to Brown et al. (2011) that explicitly addresses the relationship between BLLs and PLSLRs.

Brown et al. (2011) used administrative data from the Washington, D.C. Childhood Lead Poisoning Prevention Program (CLPPP) to characterize BLLs among children less than 6 years of age between 1998 and 2006. Data obtained from the Washington, D.C. Water and Sewer Authority (WASA) were then used to characterize the water delivery system applicable to the child's listed address. Specifically, it was noted whether the address was served by an LSL, had a PLSLR performed, or had a non-Pb pipe delivery system prior to the BLL measurement. By matching CLPPP and WASA address data, the relationship between childhood BLLs and household water characteristics was assessed for 63,854 children. The study found that children with higher BLLs were more likely to have an LSL; this relationship was stronger during the time period of November 2000 through June 2004 when chloramine was being used as the water disinfectant (Brown et al., 2011, Table 2). Key to Issue 1, was the finding that, in a subset of 3,651 children with BLLs measured between 2004 to 2006, residing in a household which had a PLSLR performed, as compared to a household with an LSL not replaced, resulted in an odds ratio of 1.1 (95% CI: 0.8, 1.3, $p=0.67^1$) of having a BLL between 5-9 $\mu\text{g}/\text{dL}$ and an odds ratio of 1.4 (95% CI: 0.9, 2.1, $p=0.18^1$) of having a BLL $\geq 10 \mu\text{g}/\text{dL}$ compared to having a BLL $< 5 \mu\text{g}/\text{dL}$ (Brown et al., 2011, right half of Table 3). The mean time between PLSLR and BLL measurement was approximately 10-11 months.

Thus, Brown et al. (2011) provides no evidence of a benefit to PLSLR as measured by childhood BLLs, compared to having an LSL not replaced, in the short term (e.g., within approximately one year). In fact, the study's results provide suggestive evidence of the potential for harm (i.e., greater Pb exposure as evidenced by higher BLLs) related to PLSLR. This finding is consistent with the observation that drinking water Pb levels often increase after PLSLR (see Issue 2).

¹ p-values were not reported in Brown et al., 2011 but were calculated from the frequency data presented in the right half of Table 3 using a two-sided Fisher's exact test.

Limitations and Caveats to the Interpretation of Brown et al. (2011)

There are a number of design limitations in Brown et al. (2011) that preclude reliance on this single study as the basis for final conclusions about the relationship between BLLs and PLSLRs. These include the following:

1. Perhaps the most important is that the administrative databases used did not include information on individual-level potential confounders, a common limitation of administrative data. For example, it is not known how children living in homes where a PLSLR was performed compared to those living in homes with an intact LSL with regard to potential confounding variables such as socioeconomic status, ethnicity, tap water Pb levels and consumption, alternative drinking water sources, point-of-use water treatment, Pb content of household plumbing fixtures, or Pb paint hazards. The study used age of housing as a proxy for confounding by Pb paint hazards. However, age of housing was only available for a subset of the children and was not used in the analyses to assess the relationship between BLLs and PLSLRs. Not accounting for such confounders could have biased the findings. For example, if households living in home where a PLSLR was performed filtered their drinking water in response to the PLSLR, the observed relationship between BLLs and PLSLRs would underestimate the true risk to BLLs. This factor may have been particularly important in Washington, D.C. during the time period of 2004 to 2006, when potential risks associated with Pb in drinking water were widely publicized in the media.
2. There was a lack of information regarding potential confounding factors associated with a household having a PLSLR vs. an intact LSL. For example, it is not known whether PLSLR may have been preferentially conducted in households with the historically highest levels of water Pb. If so, it is possible that some children at residences where PLSLRs were performed may have sustained higher chronic Pb exposure prior to the replacement, and this in turn may have influenced the comparison of BLLs between households with PLSLRs and households with intact LSLs.
3. The study neither accounted for the timing of PLSLR relative to measurement of BLLs nor the duration of residence in housing with an LSL, though the timing between PLSLR and BLL measures was available in the study's administrative data. In the latter case, the authors reported that BLLs were measured, on average, 10-11 months after a PLSLR, a lag which may have attenuated any associations. Lack of accounting for such factors could result in exposure misclassification. Such misclassification, if non-differential, would attenuate associations. If the misclassification was differential, it would bias findings, with the direction of bias dependent upon how such factors were distributed between children living in homes where a PLSLR was performed compared to those living in homes with an intact LSL.
4. There was possible ascertainment bias in the detection of elevated BLLs. For example, the implementation of a PLSLR at a household may have increased parental awareness regarding the hazards of childhood Pb exposure, and may have motivated a higher rate of BLL screening in children already subject to other risk factors for elevated BLLs.
5. There was potential for measurement error in assignment of BLLs. Although many children had more than one BLL measurement, analyses were restricted to one BLL value per child by

using the lowest available finger stick (capillary blood) or the highest available venous value for a given child, an approach that may not fully capture a given child's BLL.

6. The PLSLR sub-analyses were based on a modest number of children with elevated BLLs. Specifically, among children who lived in housing with a PLSLR, 598 had BLLs < 5 µg/dL, 105 had BLLs = 5-9 µg/dL, but only 27 had BLLs ≥ 10 µg/dL. In addition, due to the very unequal distribution of subjects in the two water service line groups (PLSLR vs. intact LSL), and the use of categorical BLL outcome logistic analysis with low *a posteriori* probability of BLLs exceeding 10 µg/dL, the power of the analysis to detect a difference in the BLLs in the two water service line groups was low. A post-hoc power analysis shows that with an alpha probability criterion of 0.05, there was only 25% power in the study to detect a significant odds ratio of 1.36 (calculated from the frequency data in the right hand side of Table 3 in Brown et al., 2011).
7. A significant limitation from the perspective of public health protection is that the CLPPP data had relatively little (13%) BLL data for infants less than one year of age, the group most likely to be affected by water Pb levels via consumption of baby formula reconstituted with tap water.
8. Finally, given substantial local variability in water systems, the ability to generalize the Brown et al. (2011) findings to other populations, communities, and water systems may be limited.

Recommendations for Future Research

Some of the above limitations could be addressed by additional studies. For example, replicating Brown et al. (2011) in other communities could be of value regarding the ability to generalize the findings. Long term prospective studies assessing repeated BLLs – including child and early infant levels as well as data on drinking water Pb levels and consumption patterns – before and after PLSLR could provide valuable information regarding the relationship between BLLs and PLSLRs over time. However, the most cost-effective and expeditious way of addressing the need for robust data relevant to Issue 1 would likely be a reanalysis of Brown et al. (2011) using expanded data resources and improved methods. For example, even given the limitations of the data described above, a reanalysis of the original BLLs using a tobit regression for censored outcomes would increase the power to detect significant increases in BLLs associated with PLSLRs, should they exist. In addition, fully utilizing available data (e.g., age of housing, time between PLSLR and BLL testing, multiple BLL measurements) would improve a reanalysis of the data. A subset of the data used in Brown et al. (2011) was reviewed as part of this response to Issue 1 and recommendations for further EPA analyses of these data were made as described in detail by Panel member, Dr. Stephen Rothenberg (see Appendix B).

Public Health Considerations

The short-term and long-term consequences of PLSLR on BLLs may differ. For example, children's BLLs may increase substantially in the first few months following a PLSLR due to short term elevations in drinking water Pb concentration, a possibility not specifically investigated by Brown et al. (2011). However, short-term elevations in BLLs, particularly in children for whom Pb is a well-established and potent neurodevelopmental toxicant, can have long-term adverse health impacts.

To demonstrate the role of water Pb elevations on childhood BLLs, the SAB used EPA's Integrated Exposure Uptake and Biokinetic Model (IEUBK) (USEPA, 2009) to estimate BLLs for infants (ages 0-12 months) resulting from a moderate range of water Pb concentrations (Table 1). The IEUBK model has been extensively reviewed, tested, and validated and is used throughout EPA to predict childhood BLLs from lead exposure. These BLL predictions are based on a simplifying assumption that all of the infant's Pb exposure is from drinking water, consumed directly as a beverage and indirectly in the preparation of food and beverages (including infant formula). In addition, the calculations include the following inputs: first, that typically a formula-fed infant consumes approximately 500 ml of water/day but may consume up to 1500 ml of water/day (USEPA, 2008), and, second, that the bioavailability of ingested water Pb is approximately 50% in infants (ATSDR, 1995). For example, with water Pb levels varying from 10-30 µg/L and intake between 0.5 and 1.5 liters/day, the predicted geometric mean infant BLLs resulting from water intake alone range from 1.2 to 8.2 µg/dL (Table 1), a range associated with demonstrable adverse impacts on neurodevelopment (Bellinger 2008; Lanphear et al., 2005). This model predicts that 34% of infants consuming 1.5 liters/day of tap water with a Pb concentration of 30 µg/L will have BLLs in excess of 10 µg/dL (Table 1).

Table 1: Predicted Infant Blood Lead Levels by Tap Water Lead Concentrations and Water Intake for Formula-fed Infants

Predicted geometric mean blood lead (Pb) (µg/dL): 0-12 months ^a						
Water Consumption (L/day)						
0.500				1.500		
water Pb (µg/L)	Blood Pb (µg/dL) levels	% above 5 µg/dL	% above 10 µg/dL	Blood Pb (µg/dL) levels	% above 5 µg/dL	% above 10 µg/dL
10	1.2	0.0	0.0	3.3	18.7	0.9
15	1.7	1.2	0.0	4.7	44.7	5.4
20	2.3	4.7	0.1	6.0	64.8	13.7
30	3.3	18.7	0.9	8.2	85.6	34.1

^a Predictions from EPA's Integrated Exposure Uptake Biokinetic (IEUBK) model (USEPA, 2009) with absorption fraction (bioavailability) = 50% and input parameters for all other sources of Pb set to zero.

Summary and Conclusions

The task for Issue 1 was to assess the evidence in the available medical literature, including the study by Brown et al. (2011), regarding the effectiveness of PLSLR in reducing drinking water exposure to Pb. There is well-documented and substantial population morbidity associated with even low-level Pb exposure in humans, especially for hypertension and related cardiovascular disease risk in adults, and neurodevelopment in children (Menke et al., 2006; Bellinger 2008; Lanphear et al., 2005). The relationship between Pb exposure and BLL is well established. Thus, the effectiveness of a technology or process, such as PLSLR, to reduce or eliminate Pb exposure should be possible to gauge by examining BLL, a biological marker of Pb exposure, when other Pb exposures are held constant or are accounted for.

The results of Brown et al. (2011) provide no evidence of an effective drinking water Pb reduction via PLSLR in the short term (e.g., within approximately one year). Specifically, there was no demonstrable benefit as evidenced by a reduction in childhood BLL from having had a PLSLR compared to having an intact LSL. In fact, the study results provide suggestive evidence of the potential for harm (i.e. higher BLLs) from PLSLRs. In summary, the available scientific evidence regarding BLLs and PLSLRs, albeit limited, does not support use of PLSLR as an effective or safe measure to reduce short term Pb exposure of those served by LSLs. However, the long-term (e.g., over a period of years) relationship between PLSLRs and childhood BLLs cannot be determined from Brown et al. (2011).

3.2. Issue 2 – Studies Evaluating PLSLR with Tap Sampling Before and After Replacement

There are a number of studies that evaluated partial lead service line replacement with tap sampling conducted both before and after the replacement (Britton et al., 1981; Gittelman et al., 1992; Muhlwyk et al., 2009; Sandvig et al., 2008; Swertfeger et al., 2006; USEPA 1991a; USEPA 1991b; Weston et al., 1990). These studies use a variety of sampling protocols and the timing of sampling after replacement differed between studies. What conclusions can be drawn from these studies regarding the effectiveness

of partial lead service line replacement in light of the different sampling protocols and different timing of sampling? Please comment on the changes in lead concentrations in drinking water after partial lead service line replacements and the duration of those changes.

The weight of evidence (summarized in Appendix C) clearly indicates that PLSLRs often cause tap water Pb levels to increase significantly for a period of days to weeks, or even several months. After this period the water Pb levels stabilize, sometimes at levels below and sometimes at similar levels as those observed prior to PLSLR. It appears that the latter tends to be the case when the tap water Pb levels are initially close to or below the AL. In some cases, variations in tap water Pb levels have been observed many months after a PLSLR, but the SAB found no evidence that such variations were caused by PLSLRs; and it is reasonable to assume they are attributable to other factors. Long-term data are sparse, so it is not possible to reliably predict whether the tap water Pb level will significantly increase following a PLSLR in a given home or distribution system, the extent to which it will increase, or how long the increase will persist. It is nonetheless clear that tap water Pb levels of significant concern may persist until the remaining portion of the LSL and any Pb-contaminated piping within the home are replaced. Furthermore, the Pb concentrations to which consumers of unfiltered tap water are actually exposed to following PLSLR may be significantly higher or lower than the concentrations found using the sampling protocols specified in the LCR or other common sampling protocols that can potentially undersample or oversample particulate Pb (see Appendix D).

The magnitude and duration of elevated tap water Pb levels following PLSLR may be influenced by the extent of disturbance of the LSL, as well as any countermeasures taken to offset such effects (as discussed under Issue 4); the quantity and characteristics of the deposits in the LSL and downstream plumbing materials; the chemistry of the local water supply, including treatment to control corrosion; biological activity; localized corrosion; and other factors. Unfortunately, studies documenting elevated tap water Pb levels following PLSLR have generally not studied the mechanisms involved, so the reason for the increase in a given setting is generally not known. Some investigators have speculated that particulate Pb is released into the water when Pb-contaminated encrustations are physically or hydraulically disturbed. There is a substantial amount of evidence that such disturbances can and do occur and that they result in release of particulate Pb (e.g., HDR, 2009; Deshommes et al., 2010; McFadden et al., 2011). Some investigators speculate that galvanic corrosion (a process in which an electrical connection between different metals can accelerate the corrosion of the less noble metal) may occur when the new line is connected and that Pb levels decline as the new material is gradually passivated; this possibility is discussed further in the response to Issue 5.

A critical consideration in evaluating the effectiveness of PLSLR is the extent to which it actually reduces human exposure to Pb. In promulgating the LCR in 1991, EPA assumed that "partial removal of a lead service line will reduce...exposure...because there will be a smaller volume of water in contact with the lead service line" (USEPA, 1991a). EPA noted that this assumption was consistent with the results of a study of 2000 homes in the UK and with mass transfer modeling. PLSLR obviously eliminates a portion of the potential for exposure, since the Pb removed from the system is no longer available as a source of exposure; and in certain situations PLSLR would be expected to significantly reduce actual long-term exposure to Pb. For example, this could be the case where most of the Pb in tap water is dissolved, the LSL is the predominant and proximate source of Pb, and a significant fraction of the water actually consumed first sits in the utility-owned portion of the line long enough for the Pb concentration to significantly increase.

However, the weight of evidence is that PLSLR often causes short-term increases in tap water Pb levels and is unlikely to reduce actual exposure in proportion to the fraction of the LSL removed. In many

situations, PLSLR is likely to result in little or no reduction in actual exposure, e.g., where the proximate source of most of the Pb actually consumed is household plumbing materials (Pb-bearing faucets, fittings, and soldered joints) or Pb-contaminated encrustations in the customer-owned portions of the system, especially those capable of releasing Pb-bearing particles into the water. The following paragraphs elaborate on several of these points.

If Pb in drinking water were associated only with LSLs and faucet fixtures, and if consumers flushed the faucet before taking a drink of water, it might be reasonable to assume that potential Pb exposure would be reduced roughly in proportion to the fraction of the LSL removed, with actual exposure depending on use patterns and other factors. However, Pb can accumulate in interior plumbing downstream from an LSL, especially in galvanized pipes (Sandvig et al., 2008; HDR, 2009; and McFadden et al., 2011). This phenomenon, referred to as “seeding” by some investigators (e.g., Sandvig et al., 2008), occurs when dissolved and particulate Pb are released from an LSL and captured downstream by various mechanisms. These mechanisms include: adsorption of dissolved Pb onto scale deposits and corrosion products; incorporation of dissolved Pb into scales by precipitation and co-precipitation; and deposition of Pb-bearing particles onto surfaces, especially the very irregular and rather porous surfaces typically associated with iron rust (which develops in galvanized pipe after the protective zinc layer dissolves away). Thus, the entire plumbing system, not just the LSL, may be a significant source of Pb; and Pb-contaminated encrustations may contain enough Pb to pose a significant health hazard for many years after the LSL has been partially or fully replaced.

Since 1991, a number of studies have documented the importance of particulate Pb in tap water (e.g., McNeill and Edwards, 2004; Triantafyllidou and Edwards, 2007; HDR, 2009; Deshommes et al., 2010). It is now widely recognized that a large fraction of the Pb in a given water sample may be present in particulate form, and that particulate Pb can be sporadically released into the water from LSLs or from Pb-contaminated household plumbing downstream from an LSL. Such releases can result from sudden increases in flow rate (such as those caused by fully opening a tap), variations in water quality, seasonal changes in temperature, bacterial growths, and other physical or hydraulic disturbances to the system such as PLSLR and “water hammer” (the banging of a pipe caused by a sudden increase or decrease in flow rate).

Although the concentration of dissolved Pb (including soluble complexes) in tap water can exceed the AL, Pb is relatively insoluble in tap water. Dissolved Pb concentrations exceeding 100 µg/L are generally not expected to be found in systems with optimized corrosion control. Particulate Pb concentrations, however, can be much greater. For example, McNeill and Edwards (2004) found 508 µg/L of particulate Pb in a first-draw sample collected by a surveyed water utility, and they found over 2,000 µg/L of Pb (mostly particulate) in two samples collected during a pipe loop study. HDR (2009) reported finding 2,172 µg/L of Pb in a sample influenced by “water hammer,” but the dissolved Pb concentration was below the AL. Britton and Richards (1980) reported a Pb concentration of over 4 mg/L in a first draw sample collected one week after a PLSLR, and most of the Pb in this sample was presumably particulate given the solubility of Pb in tap water. The potential for the tap water Pb concentration to be this high, in even a single sample, in a household served or previously served by an LSL, merits careful consideration in future exposure assessments. The bioavailability of Pb is expected to vary with particle size and composition, and this also merits further evaluation.

Even in cases where particulate Pb does not pose a problem, PLSLRs may result in little or no benefit if much of the water consumed is initially stagnant for an extended period of time in the customer-owned portion of the LSL, in Pb-contaminated household piping, or in Pb-bearing fixtures. Consumers who fail

to flush their lines before drawing a glass of water may be exposed to relatively high concentrations of dissolved Pb. Those who flush their lines using a change in water temperature as an indication that the water is coming from the main may be exposed to high Pb levels if the customer-owned portion of the LSL is significantly colder than room temperature.

An important consideration in evaluating the effectiveness of PLSLR is the extent to which the short-term increases in exposure following PLSLR are offset by the long-term reductions in exposure anticipated following PLSLR. EPA implemented the current LSL replacement program based on the premise that "lead is primarily of concern because of ... chronic health effects, rather than acute toxicity" and the long-term benefits of PLSLR outweigh the adverse effects of short-term increases in tap water Pb levels (USEPA, 1991a). The SAB concludes this premise should be thoroughly re-evaluated, based on current information, for the following reasons:

1. The health risks associated with even relatively short-term exposures could be substantial depending on the magnitude and duration of elevated Pb levels, water intake, and individual susceptibility.
2. Tap water Pb levels observed following PLSLR are often high enough to be of concern from a human health standpoint, and they may remain elevated for longer periods of time than previously thought and stabilize at levels higher than anticipated.
3. Recent data published after 1991 demonstrate that young children are vulnerable to Pb at exposure levels lower than were previously recognized.
4. The tap water Pb levels to which consumers are actually exposed following PLSLR may be higher than those determined using current sampling protocols, which tend to undersample particulate Pb (Appendix D), and consumers can be exposed to Pb not only by drinking Pb-contaminated tap water but also by ingesting food cooked with tap water or beverages or infant formula prepared using tap water.
5. Sporadic release of particulate Pb into tap water from Pb-contaminated interior plumbing materials can result in extremely high tap water Pb levels, reducing the anticipated effectiveness of PLSLR.

If the health risks associated with short-term increases in tap water Pb levels following PLSLR are significant, it may be possible to achieve significant risk reduction by modifying the LSLR requirements in the LCR. Options for reducing exposure include using point-of-use treatment capable of removing both dissolved and particulate Pb, public education, full LSLR, and replacement of any plumbing materials encrusted with Pb-bearing deposits. As discussed in the response to Issue 3, full LSLRs are generally more effective than PLSLRs in reducing tap water Pb levels, but full LSLRs can also result in short-term increases in tap water Pb levels that merit further evaluation and perhaps improved mitigation measures. Full LSLRs are currently recommended, but few home owners choose this option due to its cost. Options for increasing participation in full LSLR programs include public education as well as economic inducements such as subsidies, loan programs, and mandatory notification of prospective home buyers that the home contains a LSL.

Several public commenters, as well as several Panel members, noted that most PLSLRs are done by utilities for reasons other than compliance with the LCR. Some utilities voluntarily replace more LSLs

than required under the LCR; but most replacements are done in the normal course of utility operations such as repairing leaks and replacing mains, sometimes in emergency situations. In most cases, such replacements are partial because the majority of home owners choose not to replace the privately owned portion of the line. The SAB's consensus is that these voluntary PLSLRs pose short-term exposure risks (and potential long-term health risks) similar to those associated with mandatory PLSLRs, since they are expected to result in similar short-term increases in tap water Pb levels; and they may pose even greater exposure risks if the risks are not as well managed, e.g., by notifying consumers, flushing the lines, etc. Most voluntary replacements involve LSLs that either must be disturbed (e.g., to permit installation of a new main) or that are disturbed before being recognized as LSLs, so disturbance of the lines and the resulting short-term increases in tap water Pb levels are unavoidable. Thus, voluntary PLSLRs may represent an opportunity for significant risk reduction if properly managed. Options for risk reduction include public education, encouraging full replacements, recommending point-of-use treatment while Pb levels remain elevated, using bottled water, and recommending or requiring certain management practices such as line flushing. Some utilities already employ some of these practices.

Accurate assessment of the effectiveness of PLSLR in reducing exposure to Pb depends, in part, on the accurate determination of tap water Pb concentrations, which in turn, depends on collection of representative samples. The sampling protocols specified in the LCR were designed to determine Pb only in: (1) first-draw samples of standing water (to assess the effectiveness of optimized corrosion control and the potential for exposure to Pb in the first glass of drinking water drawn without flushing the tap); and (2) water left standing in the customer-owned portion of LSL. These and other common sampling methods may fail to produce samples containing representative concentrations of particulate Pb (Appendix D). Therefore, results obtained using these methods may result in significant underestimation of exposure to Pb in tap water or overestimation when using methods designed to dislodge particulate Pb. There appears to be no simple solution to this problem, but the limitations of current sampling protocols should be carefully considered in future revisions to the LCR, in evaluating studies of Pb in tap water, and in assessing the potential impacts of tap water Pb levels on human health.

Summary

The weight of evidence indicates that PLSLR often causes tap water Pb levels to significantly increase for a period of days to weeks, or even several months. Available data suggest that tap water Pb levels tend to gradually stabilize over time following PLSLR, sometimes at levels below those observed prior to PLSLR, and sometimes at levels similar to those observed prior to PLSLR. There are insufficient data to reliably predict whether the tap water Pb level will significantly increase following a PLSLR in a given home or distribution system, the extent to which it will increase, or how long the increase will persist.

3.3. Issue 3 – Studies Comparing PLSLR with Full Lead Service Line Replacements

There are a number of studies that compared partial lead service line replacements with full lead service line replacements (HDR Engineering, 2009; Sandvig et al., 2008; Swertfeger et al., 2006). What conclusions can be drawn from these studies regarding the relative effectiveness of partial lead service line replacement versus full lead service line replacement in reducing drinking water lead levels in both the short-term and long-term?

The studies cited in the charge that provided direct or indirect comparisons between partial and full LSLRs were reviewed. HDR Engineering (2009) compared Pb concentrations after partial or full LSLR in households with galvanized premise plumbing. Pb concentrations in tap water were not substantially lower in the homes with full LSLRs. The LSLs were believed to have 'seeded' the galvanized premise plumbing with Pb prior to the LSLR, and the Pb released from the 'seeded' premise plumbing was believed to account for much of the load observed in tap water after the (partial or full) replacement of the service line.

In Sandvig et al. (2008), corrosion control was identified as the most effective method, and a necessary first step, to achieve LCR compliance. The report recognized, however, that LSLR was inevitable on a site-by-site basis when routine maintenance required replacement of parts of the distribution system. For homes with LSLs, those lines were found to contribute 50 to 75% of the Pb mass in household tap water, premise plumbing was found to contribute an additional 20 to 35% of the Pb mass (likely from 'seeding' from LSLs), and faucets were found to contribute 1 to 3% of the Pb mass. PLSLR did not reduce Pb levels in the first liter collected during sampling, and resulted in only minimal improvement in total mass measured in household tap water over the entire duration of sampling. Full LSLR reduced the total mass of Pb measured in tap water during sequential sampling as well as in the first liter collected. It was also found that the effectiveness of full LSLR relative to PLSLR in reducing tap water Pb levels is highly site specific. Both partial and full LSLR generally result in elevated Pb concentrations for site-specific durations after replacement.

In the study performed by Swertfeger et al. (2006), 21 houses were sampled: (a) five houses with a full LSLR; (b) five houses with a PLSLR; (c) six houses with a PLSLR with Teflon® shrink wrap tubing around the cut section at the property line; and (d) five control sites where no work was performed on the LSL. Corrosion control measures were implemented in the distribution system at roughly the same time as partial and full LSLR, confounding any comparison of Pb levels in the tap water immediately after the LSLR. However, comparing Pb levels in tap water one year after replacement are deemed credible as a basis for comparing the effectiveness of partial versus full LSLR. At that time, all five households with a full LSLR, but only three of the five homes with a PLSLR, had Pb levels less than 5 µg/L; the other two households with a PLSLR had Pb levels close to the LCR AL of 15 µg/L.

The studies by Britton et al. (1981), Gittelman et al. (1992), Muylwyk et al. (2009), USEPA (1991a, 1991b), and Weston et al. (1990) were also considered. The study by Wujek (2004) was not considered relevant to this issue because the disinfectant was changed from chloramine to free chlorine between the pre- and post-PLSLR sampling, making it impossible to draw any valid, causal relationship between the line replacement and Pb concentrations measured in the tap water. In all the studies conducted to date (with the exception of the one-year sample followup in the 2006 Swertfeger et al. study), the time period of evaluation of Pb concentrations following partial and full LSLRs has been inadequate to fully evaluate their relative long-term effectiveness. Nevertheless, based on review of the above mentioned studies, the SAB concludes (Pb levels are in reference to total Pb, inclusive of both dissolved and particulate Pb):

- In water distribution systems optimized for corrosion control, full LSLR has been shown to be a generally effective method in achieving long-term reductions in drinking water Pb levels. However, full LSLR often results in elevated and inconsistent Pb levels (frequently above the LCR AL) for a variable period of time after replacement.

- PLSLR has not been shown to be reliably effective in reducing drinking water Pb levels, at least in the time frames of the reported studies. Pb levels are typically elevated for a variable period of time after replacement, as is the case for full LSLR. The limited evidence available suggests that the duration and magnitude of the elevations may be greater with PLSLR than full LSLR.
- Following full LSLR, in households with non-lead household plumbing, elevated Pb levels in drinking water largely originate from release of Pb that has been deposited onto non-Pb premise plumbing. The problem is apparently more acute in households with galvanized plumbing.
- Management of Pb consumption by residents following partial or full LSLR would benefit from more aggressive occupant education. In the judgment of the SAB, occupant education has been inadequate and has therefore not been nearly as protective of the public health as is possible. Occupant education should reflect (in layman's terms) the knowledge gained from the studies cited in this report about the lengthy period of elevated Pb levels in both first-flush and profile samples of tap water. Specific suggestions could be given about flushing the lines and monitoring Pb levels over a period of months.
- The contribution of Pb mass measured in household tap water during profile sampling is greatest from the LSLs, followed by premise piping, and then faucets. The contribution from water meters is negligible. For this reason, the strategy for reducing drinking water Pb levels should be done in that same order, that is, (1) full LSLR; (2) removal of Pb precipitate and Pb-contaminated deposits in premise plumbing; (3) replacement of Pb-bearing faucets. Removal of Pb from premise plumbing after full LSLR may involve, but is not limited to, aggressive flushing strategies; in cases in which the deposits are heavily encrusted with Pb, simple water flushing might be inadequate.

Summary

Several studies that compared partial and full LSLRs were evaluated. The SAB finds that in these studies, the time periods of evaluation of Pb concentrations following partial and full LSLR have been inadequate to fully evaluate the effectiveness of reducing drinking water Pb levels. Nevertheless, for the time periods reported in the studies, the SAB concludes that in water distribution systems optimized for corrosion control, full LSLRs have been shown to be a generally effective method of reducing drinking water Pb levels. However, PLSLRs have not been shown to be reliably effective in reducing drinking water Pb levels, at least in the time frames of the reported studies. Both full LSLRs and PLSLRs generally result in elevated Pb levels for a variable period of time after replacement, but the limited evidence available suggests that the duration and magnitude of the elevations may be greater with PLSLR than full LSLR.

3.4. Issue 4 – Studies Examining PLSLR Techniques

Some studies have looked at other factors that can influence lead levels following a partial lead service line replacement, such as the pipe cutting, flushing to clear the lines and pipe joining techniques (Boyd et al., 2004; Kirmeyer et al., 2000; Sandvig et al., 2008; Wujek et al., 2004). What conclusions can be drawn from these studies regarding techniques that should be followed for partial lead service line

replacements to reduce lead drinking water exposures? Please comment on whether a standard operating procedure can be developed to minimize spikes in drinking water lead levels after partial lead service line replacement.

LSLR is one of two “treatment techniques” identified by EPA that can be used to achieve compliance with the LCR and is typically the last treatment technique available to a water utility to gain compliance with the LCR. By listing several techniques associated with LSLR in the issue statement, as “other factors,” it would appear the intent of the issue is to focus solely on the physical techniques used to remove the LSL. However, most water utilities follow a systematic procedure that involves several other steps when fully or partially removing an LSL. Some of these steps are required by regulation and some are outlined in EPA guidance. Not all involve physical contact with the service line, yet all are critical to the success of a LSL replacement program and are necessary for reducing Pb exposure. Therefore, water pressure and flow changes, cutting techniques, joining techniques, flushing, and public education were considered in the discussion on PLSLR techniques².

The studies supplied with the issue statement provide limited insight on the impact that PLSLR techniques can have on Pb release. Based on the limited research available, the SAB can find no clear evidence that the techniques used for PLSLR are responsible for the elevated Pb levels observed in tap water following PLSLR.

Water Pressure Changes and Flow which Affect Pb Release

Since water is under pressure, it must be shut off at the main or the main must be depressurized (disrupting flow to other parts of the distribution system) before work on the service line can begin. Water shutoff at the service connection is a quick and efficient way to isolate the worksite in preparation for a PLSLR with minimal service disruption. Shutting the water off to the home for a PLSLR is a one-time event that is not as frequent as the local mechanical actions of turning a faucet on or off.

Boyd et al. (2006) used LSLs recovered from a water distribution system in pipe loops to examine how the intermittent operation of faucets might affect Pb release following a PLSLR. The different loops were operated with intermittent flow (one with slow opening and closing movements and one with rapid movements) to simulate the opening and closing of a faucet. These loops showed continual releases of Pb for over two weeks after startup. The study data provide some insight on how normal pressure transients under household flow conditions could impact Pb release after a PLSLR. The flow rates used in the study were atypical of both high and low flow faucets typically provided by home faucets, but the results did demonstrate that the on/off operation of faucets could produce elevated Pb releases in the LSLs. Having the researchers provide their raw data for further analysis would be a potential means of gathering more information that could be used to evaluate the role of pressure and flow transients in Pb exposure within the home.

In similar tests with galvanically coupled (Pb-Cu) pipes exposed to flow twice per day, Cartier et al. (2011) found that lead was released in spikes of up to a few hundred micrograms per liter for at least six months after the pipes were connected, when high water flow rates (32 L/min) were used. The spikes were less frequent and less severe at medium flow rates (8 L/min), and were virtually non-existent at low flow rates (1.3 L/min). These results emphasize the importance of specifying the flow rate when

² Information on locating and identifying LSLs is provided in Appendix E. Replacement and rehabilitation techniques are also discussed in Appendix E. At present, these techniques are not thought to affect lead release from PLSLR.

sampling for Pb concentrations in drinking water and demonstrate that an incorrect conclusion could be drawn about the potential human exposure to lead if sampling is conducted at lower flow rates than are commonly used when consumers open their taps.

In summary, Pb release appears to be affected by water flow and pressure changes associated with faucet use under experimental conditions. No clear conclusions can be drawn regarding how pressure changes or flow could be managed or optimized so as to minimize Pb exposure after PLSLR.

Cutting Techniques

Once the LSL has been located and exposed for removal and the water shutoff, the line must be disconnected or severed so it can be detached from the main and the premise plumbing. Generally with a PLSLR, the LSL is severed close to the curb stop or water meter. When a full LSL replacement is done, the LSL will be severed closer to the house.

Two studies (Sandvig et al., 2008 and Wujek, 2004) examined the methods used to cut into the existing service line in an attempt to determine their impact on Pb release following a PLSLR. The available techniques that were examined were using a hacksaw, pipe cutter, and pipe lathe. The Sandvig et al. (2008) study examined the use of a hacksaw and disc cutter on PLSLR. Five PLSLR cases were conducted with a hacksaw which resulted in an increase in the mass release of Pb following PLSLR in three of the five cases. Using a disc cutter in three PLSLRs resulted in only one case showing an increase in the mass of Pb level released following PLSLR. However, due to the limited sample size and high degree of variability in the total Pb mass released, the difference between the two groups is not likely to be statistically significant. The Wujek study conducted Pb profiles before and after PLSLR and was used to demonstrate the effectiveness of PLSLR. However, this study has been criticized because data were collected during a transition in disinfection which could have affected the measured water Pb levels. The Wujek finding that Pb levels decreased after PLSLR could in fact be in part or whole due to changes in water treatment, rather than the replacement of Pb-releasing service lines.

In summary, given the variable circumstances, the small sample size, and the fact that the other variables associated with PLSLR, such as flushing, were not adequately controlled, the SAB concluded that they could not determine if any one cutting technique provided any benefit over another.

Joining Techniques

Connecting two dissimilar metals creates a potential for galvanic corrosion, an issue addressed in Issue 5. Swertfeger et al. (2006) investigated the use of Teflon® sleeves to connect the two pipe ends in a PLSLR. When used in combination with a union, the sleeve serves as a dielectric. Swertfeger et al. (2006) found that Pb concentrations in first-draw samples after PLSLR were slightly lower when the pipes were joined by heat shrink Teflon® sleeves compared to when the pipes were directly joined. The results for total Pb release (including water collected after the first-draw sample) were not provided and could be a source of additional information. Given that this is a new technique that has not been extensively evaluated, the SAB does not believe that there is sufficient evidence to assess its potential benefits.

Flushing

In a service line replacement, the objective of flushing is to remove any materials that may have been introduced into the new service line while the service line was open and exposed to the surrounding environment (e.g., dirt, bacteria, etc.) or that were released from the interior pipe walls when the pipe was disturbed (corrosion products and biofilms). Following service line replacement, the line will be flushed at the point of connection and/or at the household faucet. Flushing at the point of connection is likely to be more vigorous than flushing via household faucets because the latter restrict water flow to a greater extent than the larger diameter connection pipes. The scouring of the inside of the pipe caused by flushing can expose new pipe surface when materials next to or bound to the surface are caught or entrained by the passing water. These newly exposed pipe surfaces may then undergo restabilization or passivation. Restabilizing pipe surfaces is known to be a relatively slow process. The elevated water Pb levels observed after PLSLR which only declined after an extended period could be an indication that optimal corrosion control conditions may not be optimal for passivation.

As noted previously, Boyd et al. (2006) examined the impact of flow on Pb release in pipe loops composed of Pb pipe removed from a water utility system. The study examined both “low” and “high” flow conditions with both continuous and intermittent flow. The flow rates were lower than expected for normal water use, but the study suggests that allowing water to continually flow through the service line will stabilize the service line resulting in reduced Pb release. The authors state that “the total lead concentrations eventually can be reduced below the AL and stabilized provided sufficient water is flushed through the pipe”. For the pipes studied under intermittent flow conditions, Pb continued to be released from the line over the 2-week test period. This study was limited to one utility.

Sandvig et al. (2008) recommended that a rigorous flushing regime of up to 60 minutes might help to reduce particulate Pb following PLSLR. At Seattle Public Utilities, it was found that 63 days of intermittent flushing at 1 L/min for 3 hours per day was required before the Pb levels stabilized below the AL following a physical disturbance to the water meters. DC Water found that flushing immediately after LSLR was effective at reducing tap water Pb levels and they recommended 60 minutes of flushing after PLSLR. However, the study did not include longer term follow-up to examine reoccurrence of Pb over time. Greater Cincinnati Water Works examined Pb in plumbing components at one tap for 2 years. They found that Pb decreased but was still present based on sampling after a variety of flushing times.

In summary, line flushing appears to provide some benefit, but the magnitude of the water flow, and the duration of time, required to realize this benefit is not well understood. The time to realize the benefit (up to several weeks of flushing in the reviewed studies) likely precludes any practical implementation of this technique.

Public education

In 2008, EPA published a revised public education guidance document. This document extensively addresses public notification and education regarding mitigation measures should the water Pb AL be exceeded. Additional public education requirements are addressed in other EPA publications (USEPA, 1991a, 1998, 2010; and the Safe Drinking Water Act Amendments of 1996). The LCR includes mandatory language for all utilities whether they meet or exceed the action levels specified in the LCR. Thus, public education is a method with the potential for mitigating Pb exposure from tap water.

The public education guidance establishes requirements for content and delivery of public education materials, mandatory language, water testing services, procedures for establishing a task force and program implementation approaches. The guidance addresses LSLR, but not specifically PLSLR. The document includes a recommendation for customers to “Run water for 15-30 seconds to flush Pb from interior plumbing [or insert a different flushing time if your system has representative data indicating a different flushing time would better reduce Pb exposure in your community and if the State Primacy Agency approves the wording] or until it becomes cold or reaches a steady temperature before using it for drinking or cooking, if it hasn’t been used for several hours. [It is likely that systems with lead service lines will need to collect data to determine the appropriate flushing time for lead service lines.]” While this guidance provides for broad consideration for establishing utility-specific flushing times, the guidance may not adequately address the flushing needed for reducing the risk from PLSLRs. The SAB recommends that USEPA review the 2008 guidance in light of current information on PLSLR impacts on water quality in order to address the specific concerns regarding mitigation of lead spikes following replacement. EPA should also review sampling and flushing protocols to ensure they accurately reflect maximum flow rates from faucets that are certified to meet the plumbing “green” codes.

The guidance also includes other mitigation options to reduce lead, including the purchase of bottled water or a point-of-use treatment device: “You may want to consider purchasing bottled water or a water filter. Read the package to be sure the filter is approved to reduce lead or contact NSF International at 800-NSF-8010 or www.nsf.org for information on performance standards for water filters. Be sure to maintain and replace a filter device in accordance with the manufacturer’s instructions to protect water quality.” Even if a proper point-of-use treatment device is used, the consumer is responsible to see the device is properly installed, operated, and maintained; failure to do so would likely result in higher Pb exposure.

The SAB concludes that public education cannot be expected to provide public health protection if the formulated advice is not well grounded in science. If the fundamental tenets of Pb release are not well understood, it could result in an unsuspecting public being unintentionally exposed to elevated Pb levels. In addition, public education should complement engineering practices rather than be viewed as a sole means to solving a water quality issue.

The SAB found no information to suggest that PLSLR undertaken voluntarily in the course of maintenance or repair operations differ from PLSLR undertaken to ensure compliance with the LCR in their capacity to cause elevations in the lead content of water at the tap. However, the lack of mandatory water lead testing and homeowner education associated with voluntarily PLSLR suggests that in practice, voluntary replacement might be associated with greater exposure of the public to lead.

Conclusion

The SAB reviewed studies of techniques which could mitigate exposure to lead in drinking water after PLSLR. In general, only scanty information is available. There is some evidence that flushing may be beneficial, however studies regarding the magnitude and duration of the flushing process are lacking. Public education has the potential to provide some benefit as well, and there may be an opportunity for enhancing the mitigation of Pb exposure if voluntary PLSLR also triggered public education.

Given the lack of definitive studies on the effectiveness of different procedures and approaches to PLSLR, recommendations regarding standard operating procedures to mitigate the impacts on lead exposure relating to PLSLR cannot be made at this time.

Several Panel members also suggested that one method that would reduce drinking water lead exposure (due to the short-term drinking water lead level elevations) would be to refrain from conducting PLSLRs. However, other Panel members indicated that this might not be practical due to the fact that most PLSLRs are "voluntary" and are performed in the normal course of utility operations such as repairing leaks, replacing mains, and sometimes in emergency situations.

The SAB recommended that EPA note that the following set of studies could inform this issue:

- Cutting techniques: Future studies could be conducted under carefully controlled conditions to ensure the elements that comprise PLSLR (e.g., cutting and flushing) can be isolated and evaluated for their individual effectiveness on the mitigation of Pb exposure after PLSLR and LSLR.
- Flushing: The relationship of flushing on Pb release under different water quality conditions and water use patterns could be studied under carefully crafted protocols that isolate the impacts of flushing from the other components of PLSLR.

3.5. Issue 5 – Studies Examining Galvanic Corrosion

Galvanic corrosion is a possibility if copper pipe is joined directly with the remaining portion of the lead service line. Several studies examined the issue of galvanic corrosion (Boyd et al., 2010b; DeSantis et al., 2009; Deshommies et al., 2010; Rieber et al., 2006; Triantafyllidou et al., 2010). What conclusions can be drawn from these studies regarding the potential for elevated lead levels at the tap from galvanic corrosion? Please comment on the inclusion of a dielectric between the lead and copper pipes as a way to minimize spikes in drinking water lead levels after partial lead service line replacements. Please comment on the inclusion of the dielectric as part of the standard operating procedures for partial lead service line replacements.

Issue 5 focuses on galvanic corrosion, a process in which an electrical connection between different metals can accelerate the corrosion of the less noble metal. In responding to this issue, the SAB considered both the intentional, direct connection that can occur between a copper and a Pb pipe during PLSLR, and also depositional corrosion, in which copper ions in solution can be deposited as metallic copper when they contact a less noble metal such as Pb. When the copper is deposited in this way, a new copper/Pb interface is created, and the conditions necessary for galvanic corrosion to proceed are established. Although the theory of depositional corrosion is well developed, insufficient data exist to fully assess its significance in systems with LSLs. To the extent that depositional corrosion occurs, it can affect Pb in two ways: Pb is oxidized when the copper is first deposited, and the copper/Pb electrical connection can subsequently serve as a site of galvanic corrosion.

Several studies have been conducted to identify and quantify the significance of galvanic corrosion when PLSLRs are implemented. Parameters related to Pb corrosion that have been measured in these studies include the profiles of electrical potential (Reiber and Dufresne, 2006; Boyd et al., 2010b) and current as a function of distance from the site of electrical contact, the magnitude of the galvanic current (Triantafyllidou and Edwards, 2010), and Pb release into the water (Boyd et al., 2010b; Triantafyllidou

and Edwards, 2010); in addition, precipitates that accumulate near the site of metal/metal contact have been characterized (DeSantis et al., 2009). The conclusions that have been drawn from the studies vary widely, in part because of the disparate procedures and metrics that have been used to assess the corrosion process, and in part because the process itself is complex and might proceed at vastly different rates in different systems. Despite some divergence of opinion as to the severity of the problem posed by galvanic corrosion, there seems to be widespread agreement that the electrical potentials and currents change when Pb and copper are brought into electrical contact, and that the region over which these changes are substantial is confined to a few inches on either side of the contact point.

In several studies (e.g., Reiber and Dufresne, 2006), the parameters that were measured to assess the rate of galvanic corrosion changed substantially when the pipes were first joined, but the magnitude of these changes diminished significantly during a period of days to a few weeks thereafter. These observations, in combination with the limited spatial extent of the perturbation in electrical potential, have been invoked to support the contention that galvanic corrosion is unlikely to present a long-term problem, especially in systems where the water quality has been controlled to limit the Pb corrosion rate. However, one other study has suggested that corrosion can continue at a significant rate for at least several months (Britton and Richards, 1981).

Part of the apparent discrepancy in the conclusions drawn in different studies is probably related to the different metrics employed. The studies that relied on Pb release did not account for Pb that was oxidized but not mobilized (i.e., that was converted to solids that remained at or near the site of corrosion). Also, the fact that galvanic corrosion occurs primarily over a small area in these systems does not imply that it is inconsequential, especially in light of the exceedingly small length and depth of pipe that must corrode to pose a potential risk to a consumer, if that Pb exits the tap in a small volume of water. There is little doubt that Pb can sometimes be released long after it corrodes, in response to physical or chemical changes in the system (e.g., stagnation, water hammer, and/or high water velocities - Deshommes et al., 2010; Boyd et al., 2004).

The studies that relied on measurements of galvanic current provide a direct indication of the rate at which metallic Pb is converted to ionic Pb, but not of the rate or likelihood that the corroded Pb will be carried to the tap. If the water chemistry is well controlled (e.g., if a free chlorine residual is always present), this corroded Pb might remain attached to the pipe almost indefinitely. The presence of large amounts of Pb-containing solids near Pb/copper joints decades after the galvanic connection was made (DeSantis et al., 2009) provides evidence that substantial corrosion can occur at such sites and that some portion of the corrosion products might remain in place for long periods, but it sheds no light on the question of how often, or in what doses, the Pb is mobilized. In addition, even in systems where the normal conditions favor retention of corroded Pb near the site of corrosion, changes in water quality due to stagnation, changes in treatment processes, blending of source waters, or other phenomena could mobilize the corrosion products.

Another source of the discrepancy is the complex interactions of the parameters that govern corrosion. For example, corrosion metrics have been reported to depend (in part) on the degree of passivation of the Pb pipe (Reiber and Dufresne, 2006; Boyd et al., 2010b); the ratio of the cathode to the anode areas (i.e., the length ratio of the copper pipe to Pb pipe) (Reiber and Dufresne, 2006; Triantafyllidou and Edwards, 2010); the configuration of the galvanic contact (e.g., direct connection vs wired/jumpered connection) (Boyd et al., 2010b); and the chemistry of the water, including the concentration and identity of passivating agents or disinfectants present (Boyd et al., 2010b), the pH of the water (Boyd et al., 2010b), and the chloride to sulfate ratio (Edwards and Triantafyllidou, 2007; Triantafyllidou and

Edwards, 2010). It has also been argued that the presence of microenvironments (Nguyen et al., 2010) that might result from localized corrosion, from biological activity, or from occasional periods of stagnation could affect corrosion. Such microenvironments might not be detected by measurements of the system properties at just a few locations that are more representative of the average system conditions. Studies in which water is continuously circulated could, therefore, potentially yield different results from those in which the water is allowed to stagnate (Triantafyllidou and Edwards, 2010).

The direct question asked in Issue 5 was: *What conclusions can be drawn from these studies regarding the potential for elevated lead levels at the tap from galvanic corrosion?* The SAB notes that galvanic corrosion has the potential to contribute to elevated Pb levels in tap water by (1) increasing the rate of corrosion and/or (2) increasing the likelihood that corroded Pb will be mobilized. The available evidence strongly supports the contention that galvanic corrosion increases the corrosion rate near the point of metal/metal contact shortly after the contact is made. It also supports the contention that galvanic corrosion can be significant for periods of at least several months thereafter. The time frame and magnitude of this increase are uncertain and probably differ among different systems, depending on the water quality and other local conditions. The SAB is not aware of evidence suggesting that Pb that is oxidized galvanically is more or less likely to be mobilized than Pb that is oxidized by other mechanisms. The SAB therefore concludes that galvanic corrosion associated with partial lead service line replacement does pose a risk of increased Pb levels in tap water, and that this risk might persist for periods of at least several months, but that the risk is unlikely to be uniform on either a temporal or spatial basis and is therefore very difficult to quantify.

The SAB was also asked to *comment on the inclusion of a dielectric between the lead and copper pipes as a way to minimize spikes in drinking water lead levels after partial lead service line replacements and on the inclusion of the dielectric as part of the standard operating procedures for partial lead service line replacements.*

Insertion of a dielectric breaks the electrical connection and thereby eliminates galvanic corrosion associated with the direct connection between copper and Pb pipes, but it has no effect on depositional corrosion or the galvanic corrosion that can ensue at such a site. As noted earlier, one approach for inserting a dielectric is to use heat-shrink Teflon® to join the two pipe ends. Because the relative magnitudes of galvanic corrosion at the pipe juncture vs. that induced by depositional corrosion have not been quantified, it is not possible to state with confidence how much galvanic corrosion will be reduced by insertion of a dielectric. However, there is no question that some reduction will be achieved.

The short-term elevations (“spikes”) in drinking water Pb levels that are commonly observed immediately after PLSLR could be caused by both mobilization of lead that was oxidized prior to the replacement and the relatively high rate of galvanic corrosion when the pipes are first joined. The insertion of a dielectric will eliminate the contribution of galvanic corrosion to these spikes. Because the relative importance of the two contributions is uncertain, the quantitative effect of inserting the dielectric cannot be predicted; it is likely that spikes in Pb concentration would still be seen in tap water even if a dielectric were inserted, but the magnitude of those spikes might diminish in some cases. The general situation is largely the same in the longer term, except that the reasons for any spikes are less clear and predictable (e.g., they might occur because of a transient change in water quality, rather than the known physical disruption associated with a PLSLR). Under the circumstances, the SAB concludes that insertion of a lead-free dielectric is likely to have beneficial effects on Pb concentrations in tap water, albeit of uncertain magnitude. Given the relatively low direct cost of inserting such a device, the SAB has concluded that doing so would be appropriate in situations where the decision to implement a

PLSLR has been made, provided that other issues (e.g., electrical grounding requirements, durability, and pipe-thawing practices) are adequately addressed. The SAB is aware that insertion of a dielectric might result in other costs or have other consequences. For example, it would reduce the effectiveness of the water pipe as an electrical grounding device and would interfere with the use of electrical currents to thaw frozen water lines. These and other secondary phenomena have not been considered as part of this assessment.

Summary

The available evidence strongly supports the contention that galvanic corrosion increases the corrosion rate of the Pb pipe near the point of metal/metal contact shortly after the contact is made. The SAB concludes that galvanic corrosion associated with PLSLR does pose a risk of increased Pb levels in tap water, and that this risk might persist for periods of at least several months, but that the risk is unlikely to be uniform on either a temporal or spatial basis and is therefore very difficult to quantify given current information and the heterogeneity of water systems and conditions in the United States. Insertion of a dielectric breaks the electrical connection between the new and old pipes, and thereby eliminates galvanic corrosion at the copper and Pb pipe junction, but it has no effect on depositional corrosion or the galvanic corrosion that can subsequently ensue at the site of depositional corrosion. The SAB concludes that insertion of a lead-free dielectric is likely to have beneficial effects on Pb concentrations in tap water, albeit of uncertain magnitude, but the SAB did not evaluate other factors or consequences associated with this practice.

3.6. Conclusion

The number of studies to examine the ability of PLSLR to reduce lead exposure is small and those studies have major limitations (small number of samples, limited follow-up sampling, lack of information about the sampling data, limited comparability between studies, etc.). Overall the SAB finds that, based on the current scientific data, PLSLRs have not been shown to reliably reduce drinking water lead levels in the short term, ranging from days to months, and potentially even longer. Additionally, PLSLR is frequently associated with short-term elevated drinking water lead levels for some period of time after replacement, suggesting the potential for harm, rather than benefit during that time period. Available data suggest that the elevated tap water lead levels tend to then gradually stabilize over time following PLSLR at levels both above and below those observed prior to PLSLR.

4. REFERENCES

- Agency for Toxic Substances and Disease Registry (ATSDR), 1995. Case studies in environmental medicine: lead toxicity. U.S. Department of Health & Human Services, Public Health Service, ATSDR.
- Bellinger, D.C., 2008. Very low lead exposures and children's neurodevelopment. *Curr Opin Pediatr* 20:172-177.
- Boyd, G., Shetty, P., Sandvig, A., Pierson, G., 2004. Pb in Tap Water Following Simulated Partial Lead Pipe Replacements. *Journal of Environmental Engineering* 130: 1188-1196.
- Boyd, G.R., Dewis, K.M., Sandvig, A.M., Kirmeyer, G.J., Reiber, S.H., Korshin, G.V., 2006. Effect of Changing Disinfectants on Distribution System Lead and Copper Release: Part 1-Literature Review. Prepared for the American Water Works Association Research Foundation, Report 91152
- Boyd, G.R., McFadden, M.S., Reiber, S.H., Sandvig, A.M., Korshin, G.V., Giani, R., Frenkel, A.I., 2010a. Effect of Changing Disinfectants on Distribution System Lead and Copper Release: Part 2- Research Results. Prepared for the Water Research Foundation, Report 3107.
- Boyd, G., Reiber, S., Korshin, G., 2010b. Galvanic Couples: Effects of Changing Water Quality on Lead and Copper Release and Open-Circuit Potential Profiles. *Proceedings of the 2010 AWWA Water Quality Technology Conference*. Savannah, GA.
- Britton, A. and Richards, W.N., 1981. Factors Influencing Plumbosolvency in Scotland. *Journal of the Institution of Water Engineers and Scientists* 35(5): 349 - 364.
- Brown, M.J., Raymond, J., Homa, D., Kennedy, C., Sinks, T., 2011. Association between children's blood lead levels, lead service lines, and water disinfection, Washington, DC 1998-2006. *Environmental Research* 111(1): 67-74.
- Cartier, C., Shokoufeh, N., Laroche, L., Edwards, M., Prévost, M., 2011. Effect of flow rate and lead/copper pipe sequence and junction types on galvanic and deposition corrosion of lead pipe. Poster presented at the Canadian Water Network Conference February 28 to March 3, 2011. (available at: <http://www.cwn-rce.ca/wp-content/uploads/2010/11/CWR-abstract-booklet.pdf>)
- Deb, A.K., Hasit, Y.J., Grablutz, F.M., 1995. Innovative Techniques for Locating Lead Service Lines. Prepared for the American Water Works Research Foundation, Report 90678.
- DeSantis, M.K., Welch, M., Schock, M., 2009. Mineralogical Evidence of Galvanic Corrosion in Domestic Drinking Water Pipes. *Proceedings of the 2009 AWWA Water Quality Technology Conference*. Seattle, WA.
- Desholmes, E., Laroche, L., Nour, S., Cartier, C., and Prévost, M. 2010 Source and Occurrence of Particulate Lead in Tap Water. *Water Research* 44: 3734-3744.
- Edwards, M., and Triantafyllidou, S., 2007. Chloride-to-sulfate mass ratio and lead leaching to water. *J. Am. Water Works Assoc.* 99: 96-109.

- Gittelman, T.S., Haiges, C.G., Luitwiler, P., Yohe, T.L., 1992. Evaluation of Lead Corrosion Control Measures for a Multi-source Water Utility. *Proceedings of the 1992 AWWA Water Quality Technology Conference*. Toronto, Ontario, Canada. pp. 777 - 797.
- HDR Engineering, 2009. An Analysis of the Correlation between Lead Released from Galvanized Iron Piping and the Contents of Lead in Drinking Water. Prepared for the District of Columbia Water and Sewer Authority. September 2009.
- Kirmeyer, G.J., Boyd, G.R., Tarbet, N.K., Serpente, R.F., 2000. Lead Pipe Rehabilitation and Replacement Techniques. Prepared for the American Water Works Research Foundation, Report 90789.
- Lanphear, B.P., Hornung, R., Ho, M., Howard, C.R., Eberly, S., Knauf, K., 2002. Environmental lead exposure during early childhood. *Journal of Pediatrics* 140:40-47.
- Lanphear, B.P., Hornung, R., Khoury, J., Yolton, K., Baghurst, P., Bellinger, D.C., Canfield, R.L., Dietrich, K.N., Bornschein, R., Greene, T., Rothenberg, S.J., Needleman, H.L., Schnaas, L., Wasserman, G., Graziano, J., Roberts, R., 2005. Low-level environmental lead exposure and children's intellectual function: an international pooled analysis. *Environ Health Perspect* 113:894-899.
- McFadden, M.; Giani, R.; Kwan, P.; Reiber, S., 2011 Contributions to Drinking Water Lead from Galvanized Iron Corrosion Scales. *JAWWA*, 103:4 April.
- McNeill, L.S. and Edwards, M., 2004. Importance of Pb and Cu Particulate Species for Corrosion Control. *Journal of Environmental Engineering*, 130(2):136-144.
- Menke A, Muntner P, Batuman V, Silbergeld EK, Guallar E., 2006. Blood lead below 0.48 $\mu\text{mol/L}$ (10 $\mu\text{g/dL}$) and mortality among US adults. *Circulation* 114:1388-1394.
- Muylywyk, Q., Gilks, J., Suffoletta, V., Olesiuk, J., 2009. Lead Occurrence and the Impact of LSL Replacement in a Well Buffered Groundwater. *Proceedings of the 2009 AWWA Water Quality Technology Conference*. Seattle, WA.
- Nguyen, C. K.; Stone, K. R.; Dudi, A.; and Edwards, M. A., 2010. Corrosive microenvironments at lead solder surfaces arising from galvanic corrosion with copper pipe. *Environ. Sci. Technol.* 44: 7076-7081.
- Reiber, S., and Dufresne, L., 2006. Effects of External Currents and Dissimilar Metal Contact on Corrosion of Lead from Lead Service Lines. Prepared for USEPA Region III.
- Sandvig, A., Kwan, P., Kirmeyer, G., Maynard, B., Mast, D., Trussell, R.R., Trussell, S., Cantor, A., Prescott, A., 2008. Contribution of Service Line and Plumbing Fixtures to Lead and Copper Compliance Issues. Prepared for the American Water Works Research Foundation, Report 91229.
- Shannon, M., Graef, J.W., 1989. Lead intoxication from lead-contaminated water used to reconstitute infant formula. *Clin Pediatr* 28:380-382.
- Swertfeger, J., Hartman, D.J., Shrive, C., Metz, D.H., DeMarco, J., 2006. Water Quality Effects of Partial Lead Service Line Replacement. *Proceedings of the 2006 AWWA Annual Conference*. San Antonio, TX.

Switzer, J.A., Rajasekharan, V.V., Boonsalee, S., Kulp, E.A., Bohannon, E.W., 2006. Evidence that monochloramine disinfectant could lead to elevated Pb levels in drinking water. *Environ Sci Technol.* 40(10):3384–3387.

Triantafyllidou, S., Parks, J., Edwards, M., 2007. Lead Particles in Potable Water. *JAWWA* 99(6): 107-117.

Triantafyllidou, S. and Edwards, M., 2010. Contribution of Galvanic Corrosion to Lead in Water After Partial Lead Service Line Replacements. Prepared for the Water Research Foundation, Report 4088b.

USEPA, 1991a. Maximum Contaminant Level Goals and National Primary Drinking Water Regulations for Lead and Copper; Final Rule. *Federal Register*. Vol. 56, No. 110, p. 26505, June 7, 1991.

USEPA, 1991b. Summary: Peach Orchard Monitoring, Lead Service Line Replacement Study. Prepared by Barbara Wysock. Office of Drinking Water Technical Support Division. April 1991.

USEPA, 1998. National Primary Drinking Water Regulation: Consumer Confidence Reports; Final Rule. *Federal Register*. Vol. 63, No. 160, pp. 44511-44536, August 19, 1998.

USEPA, 2008. Child-specific exposure factors handbook (final report). Chapter 3: Water ingestion. U.S. EPA, Washington, D.C., EPA/600/R-06/096F.

USEPA, 2009. Integrated Exposure Uptake Biokinetic model for lead in children. Version 1.1 Build 11. U.S. EPA, Washington, D.C., NTIS #PB93-963510, EPA 9285.7-15-1.

USEPA, 2010. National Primary Drinking Water Regulations: Public Notification Rule. *Federal Register*. Vol. 65, No. 87, pp. 25982- 26049, May 4, 2000.

Weston, R.F., and EES, 1990. Lead Service Line Replacement: A Benefit-to-Cost Analysis. American Water Works Association, Denver, CO. p. 4-46.

Wujek, J.J. 2004. Minimizing Peak Lead Concentrations after Partial Lead Service Line Replacements. Presented at the AWWA Water Quality Technology Conference. San Antonio, TX.

APPENDIX A – EPA Charge To The Committee

EPA published the Lead and Copper Rule (LCR) on June 7, 1991 to control lead and copper in drinking water at the consumers' taps. The LCR established a treatment technique to minimize lead and copper in drinking water (unlike most other rules that establish a Maximum Contaminant Level). When lead levels in drinking water exceed the action level of 15 µg/L, the LCR requires corrosion control treatment as the primary means of controlling lead in the drinking water. Public education for lead is also triggered by the initial lead action level exceedance. Lead service line replacement is an additional action required under the LCR when a system that has installed corrosion control treatment fails to meet the action level for lead. Under the 2000 LCR revisions, water systems are required to replace only the portion of the lead service line that it owns. When a water system replaces only a portion of the lead service line (the portion it owns), this is referred to as a partial lead service line replacement (PLSLR). Further regulatory background is presented in Attachment 1.

Overall Charge

EPA is seeking SAB evaluation of current scientific data to determine whether partial lead service line replacements are effective in reducing lead drinking water levels. EPA has identified several studies for the SAB to consider for the evaluation, listed in Attachment 2. The SAB may also consider other relevant studies for the evaluation.

Specific Issues

Issue 1 – Studies Examining Associations Between Elevated Blood Lead Levels and PLSLR

A recently published study by the Centers for Disease Control (Brown et al., 2011) examined an association between children's blood lead level, lead service lines, and water disinfection in Washington, DC using data from 1998 to 2006. How does this study inform the available information on the effectiveness of partial lead service line replacement in reducing drinking water exposure to lead?

Issue 2 – Studies Evaluating PLSLR with Tap Sampling Before and After Replacements

There are a number of studies that evaluated partial lead service line replacement with tap sampling conducted both before and after the replacement (Britton et al., 1981; Gittelman et al., 1992; Muylwyk et al., 2009; Sandvig et al., 2008; Swertfeger et al., 2006; USEPA 1991a; USEPA 1991b; Weston et al., 1990). These studies use a variety of sampling protocols and the timing of sampling after replacement differed between studies. What conclusions can be drawn from these studies regarding the effectiveness of partial lead service line replacement in light of the different sampling protocols and different timing of sampling? Please comment on the changes in lead concentrations in drinking water after partial lead service line replacements and the duration of those changes.

Issue 3 – Studies Comparing PLSLR with Full Lead Service Line Replacements

There are a number of studies that compared partial lead service line replacements with full lead service line replacements (HDR Engineering, 2009; Sandvig et al., 2008; Swertfeger et al., 2006). What conclusions can be drawn from these studies regarding the relative effectiveness of partial lead service line replacement versus full lead service line replacement in reducing drinking water lead levels in both the short-term and long-term?

Issue 4 – Studies Examining PSLR Techniques

Some studies have looked at other factors that can influence lead levels following a partial lead service line replacement, such as pipe cutting, flushing to clear the lines, and pipe joining techniques (Boyd et al., 2004; Kirmeyer et al., 2000; Sandvig et al., 2008; Wujek, 2004). What conclusions can be drawn from these studies regarding techniques that should be followed for partial lead service line replacements to reduce lead drinking water exposures? Please comment on whether a standard operating procedure can be developed to minimize spikes in drinking water lead levels after partial lead service line replacement.

Issue 5 – Studies Examining Galvanic Corrosion

Galvanic corrosion is a possibility if copper pipe is joined directly with the remaining portion of the lead service line. Several studies examined the issue of galvanic corrosion (Boyd et al., 2010; DeSantis et al., 2009; Deshommes et al., 2010; Rieber et al., 2006; Triantafyllidou et al., 2010). What conclusions can be drawn from these studies regarding the potential for elevated lead levels at the tap from galvanic corrosion? Please comment on the inclusion of a dielectric between the lead and copper pipes as a way to minimize spikes in drinking water lead levels after partial lead service line replacements. Please comment on the inclusion of the dielectric as part of the standard operating procedures for partial lead service line replacements.

APPENDIX A (cont'd)

Attachment 1 – Regulatory Background on the EPA Lead and Copper Rule

The LCR is a complicated rule because exposure to lead from drinking water results primarily from the corrosion of household plumbing materials and water service lines. EPA published the LCR on June 7, 1991 to control lead and copper in drinking water at the consumers' taps. The LCR established a treatment technique to minimize lead and copper in drinking water (unlike most other rules that establish an MCL). The LCR requires corrosion control treatment as the primary means of preventing lead and copper from contaminating drinking water. For systems serving 50,000 or fewer people, installation of corrosion control treatment is triggered when more than 10 percent of the samples from households with plumbing materials more likely to produce elevated levels of lead exceed an action level (15 µg/L for lead or 1300 µg/L for copper). Systems must treat drinking water to make it less corrosive to the materials it comes into contact with on its way to consumer's taps. Public education for lead is also triggered by the initial lead action level exceedance. Lead service line replacement is an additional action required under the LCR when a system that has installed corrosion control treatment fails to meet the action level for lead. Lead service line replacement is the issue on which we are seeking SAB input.

Water systems exceeding the action level for lead after installing corrosion control must replace annually at least 7 percent of the initial number of lead service lines in its distribution system. The LCR requires that a water system replace that portion of the lead service line that it owns. When there is split ownership, the water system typically owns to the edge of the property line. In these cases where the system does not own the entire lead service line, the system must notify the owner of the line that the system will replace the portion of the service line that it owns and offer to replace the owner's portion of the line. A system is not required to bear the cost of replacing the privately-owned portion of the line, nor is it required to replace the privately-owned portion where the owner chooses not to pay the cost of replacing the privately-owned portion of the line. A system can stop replacing lines if it can meet the lead action level for two consecutive 6-month monitoring periods.

There are three ways a lead service line can be considered replaced under the LCR. First, sites where all service line samples test at or below the lead action level of 0.015 mg/L can be considered replaced. Second, sites where the entire line is replaced – either the water system owns the entire line or the homeowner agreed to pay for the replacement of their portion of the line when the system was replacing its portion. Third, when the homeowner does not agree to pay to replace their portion of the lead service line, then the system will replace the portion under its ownership. This third type of replacement is referred to as a partial lead service line replacement. (It should be noted that systems that meet the lead action level also sometimes replace their portion of lead service lines that they encounter while doing routine maintenance or emergency repairs to the distribution system. These "voluntary" replacements are not subject to the requirements of the LCR and occur fairly frequently.)

Under the current version of the LCR, a utility only controls that portion of the service line which it owns³. EPA promulgated the current lead service line replacement requirements in 2000 as part of the

³ When EPA promulgated the LCR in 1991, the Agency required water systems to replace the portion of the lead service line which the System controlled. The Agency's definition of control of lead service lines went beyond utility ownership alone to include a rebuttable presumption that the utility controls the water service line up to the wall of the building unless the utility does not own the line and neither has the authority to replace, repair or maintain the service line, nor has the authority to set standards for construction, maintenance, or repair of the line. This definition would have facilitated removal of full lead service lines. The Agency was sued, and the Court remanded this definition of control back to the Agency because EPA had

LCR Minor Revisions Rule. In developing these requirements EPA considered the available studies evaluated partial lead service line replacement with tap sampling conducted both before and after the replacement. Based upon the available data EPA promulgated the current requirements for lead service line replacement.

Under the LCR, when the system does not own the entire lead service line, the system must notify the owner of the line that it will replace the line that it owns and offer to replace the owner's portion of the line. The system is not required to pay for the replacement of the privately-owned portion of the line nor is it required to replace that portion where the owner chooses not to pay for its replacement. The LCR does contain additional requirements when the owner does not agree to replace their portion of the line, resulting in partial lead service line replacement. The system must also do the following: At least 45 days prior to the partial lead service line replacement, notice must be provided to the residents of all building served by the line explaining that they may experience a temporary increase in lead levels in their drinking water, along with guidance on measures consumers can take to minimize their exposure to lead. In addition, the water system shall inform the residents served by the line that the system will, at the system's expense, collect a sample from each partially-replaced service line for analysis of lead content within 72 hours after the completion of the partial replacement of the service line. The system shall collect the sample and report the results to the owner and residents served by the line within three business days of receipt of results.

not provided adequate opportunity for public comment on that aspect of the proposed rule. The Court did not rule on the substantive legal issues regarding EPA's authority to require utilities to take actions on private property. EPA revised the regulations in response to the remand.

APPENDIX A (cont'd)

Attachment 2 – Studies Identified by EPA

Studies identified by EPA for Issue 1:

Brown, M.J., et al., 2011. Association between children's blood lead levels, lead service lines, and water disinfection, Washington, DC 1998-2006. *Environmental Research*, 111(1):67-74.

Studies identified by EPA for Issue 2:

Britton, A. and Richards, W.N., 1981. Factors Influencing Plumbosolvency in Scotland. *Journal of the Institute for Water Engineers and Scientists*. Vol. 35, No. 5, pp. 349 - 364.

Gittelman, T.S. et al., 1992. Evaluation of Lead Corrosion Control Measures for a Multi-source Water Utility. *Proceedings of the 1992 AWWA Water Quality Technology Conference*. Toronto, Ontario, Canada. pp. 777 - 797.

Muylwyk, Q. et al., 2009. Lead Occurrence and the Impact of LSL Replacement in a Well Buffered Groundwater. *Proceedings of the 2009 AWWA Water Quality Technology Conference*. Seattle, WA.

Sandvig, A et al., 2008. Contribution of Service Line and Plumbing Fixtures to Lead and Copper Compliance Issues. Prepared for the American Water Works Research Foundation, Report 91229.

Swertfeger, J. et al., 2006. Water Quality Effects of Partial Lead Service Line Replacement. *Proceedings of the 2006 AWWA Annual Conference*. San Antonio, TX.

USEPA., 1991a. "Maximum Contaminant Level Goals and National Primary Drinking Water Regulations for Lead and Copper; Final Rule." *Federal Register*. Vol. 56, No. 110, p. 26505. June 7, 1991.

USEPA., 1991b. "Summary: Peach Orchard Monitoring, Lead Service Line Replacement Study." Prepared by Barbara Wysock. Office of Drinking Water Technical Support Division. April 1991.

Weston and BES, 1990. Lead Service Line Replacement: A Benefit-to-Cost Analysis. American Water Works Association, Denver, CO. p. 4-46.

Studies identified by EPA for Issue 3:

HDR Engineering, 2009. An Analysis of the Correlation between Lead Released from Galvanized Iron Piping and the Contents of Lead in Drinking Water. Prepared for the District of Columbia Water and Sewer Authority. September 2009.

Sandvig, A et al., 2008. Contribution of Service Line and Plumbing Fixtures to Lead and Copper Compliance Issues. Prepared for the American Water Works Research Foundation, Report 91229.

Swertfeger, J. et al., 2006. Water Quality Effects of Partial Lead Service Line Replacement. *Proceedings of the 2006 AWWA Annual Conference*. San Antonio, TX.

Studies identified by EPA for Issue 4:

Boyd, G. et al, 2004. Pb in Tap Water Following Simulated Partial Lead Pipe Replacements. *Journal of Environmental Engineering*. Vol. 130. Number 10. pp. 1188 – 1197.

Kirmeyer, G. et al, 2000. Lead Pipe Rehabilitation and Replacement Techniques. Prepared for the American Water Works Research Foundation, Report 90789.

Sandvig, A et al., 2008. Contribution of Service Line and Plumbing Fixtures to Lead and Copper Compliance Issues. Prepared for the American Water Works Research Foundation, Report 91229.

Wujek, J.J. 2004. Minimizing Peak Lead Concentrations after Partial Lead Service Line Replacements. Presented at the AWWA Water Quality Technology Conference. San Antonio, TX.

Studies identified by EPA for Issue 5:

Boyd, G., Reiber, S., and Korshin, G., 2010. Galvanic Couples: Effects of Changing Water Quality on Lead and Copper Release and Open-Circuit Potential Profiles. *Proceedings of the 2010 AWWA Water Quality Technology Conference*. Savannah, GA.

DeSantis, M. et al., 2009. Mineralogical Evidence of Galvanic Corrosion in Domestic Drinking Water Pipes. *Proceedings of the 2009 AWWA Water Quality Technology Conference*. Seattle, WA.

Deshommes, E. et al., 2010. Source and Occurrence of Particulate Lead in Tap Water. *Water Research*. pp. 3734 – 3744.

Reiber, S., and Dufresne, L., 2006. Effects of External Currents and Dissimilar Metal Contact on Corrosion of Lead from Lead Service Lines. Prepared for USEPA Region III.

Triantafyllidou, S. and Edwards, M., 2010. Contribution of Galvanic Corrosion to Lead in Water After Partial Lead Service Line Replacements. Prepared for the Water Research Foundation, Report 4088b.

APPENDIX B - Rationale and Recommendations for a Reanalysis of Brown et al. (2011)

Rationale for Reanalysis

Table 3 of Brown et al. (2011) contains key epidemiological information for assessing the effects of partial lead service line replacement on the blood lead of children less than six years of age. For the following reasons, a reanalysis of the data presented in this paper might offer expanded insight into the influence of PLSLR on childhood BLLs:

1. The presented data did not adjust for potential confounders, such as alternative sources of lead exposure (measured in other parts of the paper by estimating the age of the residence), sex of subject, a variable indicating the switch from the older bronze fittings in the house to the “lead-free” fittings, adjusted for age instead of limited to children under 6, etc.
2. The analysis did not assess the comparison of partial replacement vs. lead service line not replaced in periods other than between 7/1/2004 – 12/31/2006. Including earlier periods would not only assess partial line replacement effects under different water treatment regimes, the earliest periods, before the lead in water problem was divulged to the public, would be freer of confounding due to people modifying their water use habits after partial line replacement.
3. The authors are unclear about the “logistic regression” they used in the analysis. Unqualified “logistic regression” is usually understood as a dichotomous outcome logistic regression. The outcome measure used in Table 3 is a three category ordered blood lead variable. The most powerful logistic statistical technique used for ordered categorical outcomes is some form of ordinal logistic regression, the specific type used depending on the data set and model satisfying certain assumptions. In the event that none of the ordinal logistic regression techniques can be used, multinomial logistic regression, ignoring the ordered nature of the categories, can be used. Multinomial logistic regression is essentially a time-saving way of performing multiple binary logistic regression.
4. The authors do not mention diagnosing their models, leaving open the question of complying with model assumptions regardless of the logistical regression technique used.
5. The authors do not present a trend analysis of the odds ratios for the three ordered categories of blood lead.
6. Since the original dependent variable was a continuous presumably log-normally distributed variable that was then categorized, sound statistical procedures suggest using a probit, rather than a logit, model if category blood lead must be used. Information criteria can be used to assess which model, logistic or probit, best fits the data.
7. The selection of any limited dependent variable analysis technique for these data is questionable since the original blood lead values were available. Tobit regression on left-censored blood lead values (or transformations of the same) provides the most powerful means of assessing the effect of partial lead service line replacement.
8. Selection of the highest venous blood lead value and the lowest capillary blood lead value for each subject has sound antecedents, as explained in the article. Nonetheless, a frequent error

in taking capillary samples is to squeeze the puncture wound to aid in blood expression, a procedure that can lead to sample dilution from extracellular fluid. Capillary samples that were included in the lowest blood lead category could come from children with higher blood lead, especially if they were below the detection limit. Possible dilution in capillary samples could be examined in children with more than one capillary sample within a certain time interval. At the very least, capillary samples should be identified in the data set used for reanalysis by a dummy variable indicating capillary or venous origin.

9. All multiple samples, capillary or venous, that bracket the period of partial line replacement would allow powerful repeated measures analyses in the same children to provide an alternative assessment of the effects of partial line replacement. The before and after assessment in the same children would allow more confident attribution of causality to blood lead changes associated with partial line replacement.

Recommendations for Reanalysis

The Centers for Disease Control and Prevention (CDC) had provided EPA's Office of Water (OW) with a dataset which was shared with the SAB, hereafter referred to as "the data set." This data set is the most recent version of the data set used by Brown et al. (2011) to analyze the effect of partial lead service line replacement (PLSLR) on blood lead concentrations of children in the Washington, DC metropolitan water district. Though there are many issues that can be addressed using this longitudinal data set, here the focus will be on improving the analysis of Brown et al. published as the right side of their Table 3.

The original analysis focused on the difference in blood lead of children under age 6 among those living in residences with lead service lines after PLSLR and those not experiencing PLSLR during the period of 07/01/2004 – 12/31/2006, when chloramine (combined with orthophosphate) was used as the water disinfectant. Brown et al. used blood lead grouped into three categories of outcome, $< 5 \mu\text{g/dL}$, $5\text{-}9 \mu\text{g/dL}$, $\geq 10 \mu\text{g/dL}$. Most blood lead was reported as whole number $\mu\text{g/dL}$, though some were reported as decimal number $\mu\text{g/dL}$. The assumption made here is that the middle blood lead category included children with blood lead up to $9.9 \mu\text{g/dL}$. In addition, a fractional blood lead value ($1.4 \mu\text{g/dL}$) was used as the censoring value of the lowest blood lead measurements, below the detection limit of the analytical procedure for blood lead.

Brown et al. reported the results of a simple polytomous logistic regression, using blood lead category as the outcome and having or not a PLSLR before the blood lead measurement in children living in residences with a lead service line. They reported their results as odds ratios, though the recommended interpretation of coefficients of polytomous logistic regression is relative risk ratio.

The motive behind characterizing blood lead in three categories appeared to be the current CDC recommendation, dating from 1991, that the action limit for children be $10 \mu\text{g/dL}$ and a more recent amendment of $5 \mu\text{g/dL}$ for pregnant women. Most active researchers consider these action limits currently baseless, as all research with blood lead in children shows no lower threshold for lead effect.

The analysis by Brown et al. did not take into account the interval between PLSLR and the blood lead measurement used in the analysis. It also did not take into account the limited data on age of housing, a proxy for other lead exposure sources in the children's residence, though it should be noted that this would reduce the number of subjects available for analysis. The data set reviewed as part of this SAB charge did not list subject sex, though this variable was available to Brown et al., given their descriptive

analysis divided by sex. Inclusion of sex in any subsequent analysis would serve to further reduce unexplained variance in blood lead outcome.

Since there is little current reason to adopt the CDC action limits for children (and pregnant women) blood lead, the major recommendation for reanalysis of the PLSLR data is to use as much of the blood lead data as possible in its original format instead of categorizing the variable. Due to the left-hand censoring of the original blood lead variable to account for the measurement detection limit, the most powerful statistical tool for analyzing these data, ordinary least squares (OLS) regression, is not recommended for analysis. Application of OLS regression to censored data will distort both coefficients and standard errors.

Recommendation 1

Tobit regression is specifically designed to analyze censored outcome data. It gives less biased coefficients and more efficient standard errors than OLS applied to the same data. It is available in most major statistical packages, including SAS, Stata, and SPSS. It is more powerful than polychotomous logistic regression and will return any blood lead differences between PLSLR and non-PLSLR groups, instead of just differences in category of blood lead.

Some of the outcome data within the specified date interval includes multiple measurements of blood lead on the same subjects. Brown et al. used a selection algorithm to pick the single blood lead measurement used in their analysis of PLSLR effect: if the blood sample was drawn by venous blood sample, they selected the highest blood lead available in the multiple blood lead series for that subject; if the blood sample was by finger-stick and thus capillary, they selected the lowest blood lead available for that subject; in the case of unknown method of blood draw, they defaulted to the capillary blood selection criterion. The algorithm was applied to several hundred subjects with multiple blood lead measurements.

Though there is sufficient information in the literature to support such an algorithm to reduce artifact, especially for capillary samples, a result of using the algorithm was to not always select the blood lead sample nearest to the PLSLR event. The mean interval between PLSLR and blood sample was over 300 days with a range extending to two years. The selection algorithm was responsible for lengthening the time interval between PLSLR and blood lead draw, since the first available blood lead measurement for each subject was not always used.

Recommendation 2

Tobit regression should be used on data generated by using the Brown et al. selection algorithm for multiple blood lead samples in the same subjects. An alternative tobit analysis should be used selecting the first available blood lead measurement after PLSLR (or in the case of the non-PLSLR group, the first available blood lead measurement within the specified time period). Dummy variables indicating sample type (venous, capillary, and unknown) should be included in the tobit regression. If gender is available in the data set it should also be included in the tobit regression.

If PLSLR produces an increase in water lead downstream of the replacement and that increase decreases in time after replacement, as the admittedly flawed available data seems to indicate, then the time between the PLSLR and drawing the blood sample will influence the lead concentration of the blood sample.

Lead solubility in water is influenced by water temperature. Though measurements of water sample temperature are not available in the data set, the date of the blood sample and the date of the PLSLR are available. Since water temperature varies according to season, these dates can be used as proxies for water temperature.

Recommendation 3

Include the interval between PLSLR replacement and blood draw as a continuous variable in the tobit regression. Include the date of blood draw as a cyclic (sum of sine and cosine terms, assuming a 12 month periodicity) indicator of water temperature.

Age is an important determinant of blood lead in children. The dependency of blood lead on age often follows a non-linear pattern, rising from birth to 1-2 years, then decreasing.

Recommendation 4

Include a second-order polynomial term for subject age in the tobit regression.

Comparing two independent groups, though a standard in experimental design, depends on being able to control for group differences that are not the focus of the research to avoid detecting spurious relationships. Repeated measures designs are one of the best means to assure that subject-specific characteristics are either maintained or measured and thus controlled for during the course of the research. A subset of subjects has blood lead measurements both before and after PLSLR during the time period considered. Please consider that blood lead measurements may be biased toward higher values in children with multiple blood lead measures, since elevated blood lead is often an indication for making multiple measurements. Thus, this analysis should be considered supplemental to the group comparison analyses considered above. Change in blood lead will be the important outcome in such analyses, not absolute blood lead.

Recommendation 5

Use a mixed model, repeated measures analysis on only the subjects with before and after PLSLR blood lead measures. The analysis will be with unbalanced panels, as each subject will have a varying number of pre and/or post-PLSLR blood lead measures. Though Stata has a random effects tobit model available, it does not have a mixed tobit model in the current version 11. SAS may have a mixed model tobit available. To our knowledge, only LIMDEP (Econometric Software) has an unbalanced mixed model tobit design available.

Model coefficients and standard errors are interpretable only to the degree to which model assumptions are met. A case in point is the form of the outcome variable. Skewed outcome variables often result in residual heteroscedasticity, a violation of a model assumption. Often there are remedies for non-compliance with model assumptions as simple as variable transformation.

Recommendation 6

All models should be thoroughly diagnosed for compliance with model assumptions. Alternative forms of the outcome variable, blood lead, should be tested for assumption compliance. Each tobit model should be tested with blood lead in original format and natural log transformed blood lead to determine the best fitting characterization. Continuous independent variables in various transformations should

also be considered to better determine the functional form of the fit. Heteroscedasticity-robust standard errors should be calculated where variable transformation cannot resolve issues of heteroscedasticity of model residuals. Boot-strap standard errors may also be calculated and compared to the standard errors calculated according to other formulations. Care should be taken to avoid multiple collinearity.

The data set used for analysis could be expanded if it is found that the Washington, DC water supply has continued to use chloramine with orthophosphate beyond the 12/31/2006 cutoff date applied in the Brown et al. analyses.

Recommendation 7

Consider using data collected after 12/31/2006 to expand the analyzed data set to improve power.

APPENDIX C - Reported Tap Water Lead Levels Following PLSLR

Table C-1: Summary of Relevant Findings

Study	Summary of Relevant Findings
Britton and Richards, 1990	<p>First-draw (FD) and random daytime (RDT) samples were collected on 10 days prior to a single PLSLR, 5 to 16 days after the PLSLR, then 2 and 4 mos. later. Prior to PLSLR only 1 sample (out of 20) had >0.1 mg Pb/L. On days 5 – 16, 3 of 10 FD samples and 3 of 10 RDT samples had >0.5 mg Pb/L, with a maximum of >4 mg Pb/L in the day-8 FD sample. On days 56 – 63, all FD and RDT samples (6 each) had <0.1 mg Pb/L; however, on days 64 – 69, all samples (4 of each type) had 0.1 – 0.25 mg Pb/L (perhaps for reasons unrelated to PLSLR, such as a change in water quality or temperature). After 4 mos., all FD and RDT samples (10 each) had <0.1 mg Pb/L, and the avg. Pb level was about 20 – 25% lower than pre-PLSLR; but the lower Pb levels may have been due in part to the long-term effects of optimized corrosion control treatment (OCCT) implemented shortly before pre-PLSLR sample collection.</p>
Commons, 2011	<p>FD and “run until cold” samples (6 h stagnation) were collected before and 12-h, 3.d, 2-wks, and 4-mos after PLSLR at 8 sites. Profile samples were also collected before and 4 mos after PLSLR. After 12 h, Pb was higher in FD samples at 6 of 8 sites, but the increase was <5 µg/L at 2 sites. After 2 wks, Pb levels were more variable than before PLSLR but similar on average. After 4 mos, sequential sampling showed an average reduction of 62% in Pb delivered to the tap (range = 36 – 79%).</p> <p>The data are further examined, collectively, in Table C-2. Pb levels in the first-draw samples were significantly elevated (nearly four-fold, on average) after 12 hours; but at 3 days and 2 weeks, they were not significantly different from pre-PLSLR levels; and after 4 mos they were lower. The results for the run-until-cold samples were similar; the Pb levels were slightly higher, on average, at 3 days and 2 weeks, but the averages were below the AL and the “error bars” overlapped with those of the pre-PLSLR samples.</p> <p>Temperature data were not presented. The Pb levels after 4 mos may have been lower due to a lower water temperature. Temperatures of FD samples collected inside the home after 6 hours stagnation should be similar year round, but the customer-owned LSLs may have been colder.</p>
Gittelman et al., 1992	<p>Data from 21 LSLR sites are summarized (unclear if partial or full LSLRs; presumably FD samples; sample timing not described; study presumably done prior to OCCT). Pb increased slightly after LSLR, with 90th percentile ~14 ppb and maximum ~17 ppb.</p>
HDR, 2009 (same study reported by McFadden et al., 2011, who showed only summary data)	<p>Profile samples were collected before LSLR, after PLSLR, and then again after FLSLR at 4 sites, 3 with galvanized plumbing and 1 with mixed materials.</p> <p>At site G1, Pb levels were increased in some samples 1 d, 2 wks and 4 wks after PLSLR; at 8 wks, Pb was elevated only in the FD sample and avg. Pb was ~40% lower the pre-PLSLR. After FLSLR, Pb was <AL in all samples from 1 d on, and more than 50% lower than the pre-LSLR. Results were similar at site G3, but following FLSLR, Pb levels were</p>

	<p>elevated on day 1 and in the 8-wk FD sample (18 ppb). At site G2, post-PLSLR Pb levels were elevated in the interior-plumbing portions of all profiles (1-d and 2, 4, and 8-wk), but lower in the new Cu line; similar results were obtained following FLSLR. At site M1, Pb levels were higher 1 d and 2 wks after PLSLR, but 4 and 8 wks later Pb was <AL in all samples and ~33% lower on avg. than pre-PLSLR. After FLSLR, Pb was <AL, except the FD and 2nd-draw samples on day 2 (~19 & 22 ppb, resp.), and >50% lower on avg. than pre-LSLR.</p>
<p>Muytwyk et al., 2009</p>	<p>Compliance and profile samples (30-min stagnation) were collected at 3 sites in Guelph, Ontario (PLSLRs, with a full LSLR completed at one site on day 7). At site 1, Pb was > 20 ppb in all pre-LSLR samples. After PLSLR, Pb levels were variable for 3 days, but < 20 ppb in all samples and <10 ppb in all compliance samples (Ontario standard). After full LSLR (day 7), Pb was <10 ppb in all samples (1 d and 1, 2, 3, and 7 wks later), and 91% lower after 2 months. At site 3, Pb was ~21–24 ppb in all pre-LSLR samples. After PLSLR, Pb was lower in most samples, but elevated (20 to 45 ppb) in some samples during the first 7 days (and in one compliance sample taken 3 months later). Pb was 43% lower after 9 months; but Pb levels were > 10 ppb in all compliance samples during the following year. At site 5, Pb was 45–160 ppb in the pre-LSLR samples and 60 ppb in the pre-PLSLR compliance sample, but <45 ppb in all post-PLSLR samples except one. Pb levels in were variable over the next year and remained > 10 ppb in compliance samples until the 6 mo and 1 yr samples were collected.</p>
<p>Sandvig et al., 2008</p>	<p>Case studies and field studies were done at several utilities. Case study results included: 1) at DCWASA, Pb levels > 1,000 ppb were observed following PLSLR; 2) at Louisville Water Co., elevated Pb levels were found while flushing immediately after PLSLR, but could be reduced to <AL by forward flushing for 15 minutes; and FD samples after PLSLR were all < 6 ppb at four locations, with one exception; 3) at Madison Water Utility, total Pb was erratic for several years after FLSLR, which was attributable to Pb associated with Fe & Mn scales; and 4) at Cincinnati, a 1991 study found high Pb levels immediately after PLSLR (about 300 ppb in one sample, according to DeMarco, 2004), but lower levels 9 months later. FD and profile samples (after 6 hrs stagnation) were collected in cooperation with 4 utilities for 14 FLSLRs, 2 PLSLRs, and 1 PLSLR where the customer's line was copper. In Boston, particulate Pb was elevated (up to 800 ppb) at 3 of 4 sites immediately after FLSLR. For the PLSLRs: in DC, Pb in the FD samples increased from 3.7 to 7.5 ppb after 2 months, but Pb was <AL and the total mass of Pb in the profile samples was 15 µg lower; and, in Toronto, Pb in the FD samples dropped from 18.8 to 16.0 after 2 months, but was still >10 ppb, the provincial standard. Many sites registered high Pb for up to 3 days following both partial and full LSLRs; but by 1 to 2 months after partial or full LSLR, all sequential samples at the tap were either lower than</p>

	before or essentially the same. They concluded that "elevated lead levels may occur in standing samples in the short term (up to 3 days), and may in some cases persist for longer periods of time, particularly if only a portion of the lead service line is removed"; and a "rigorous flushing regime (up to 60 minutes) may help..."
Swertfeger et al., 2006	Samples were collected before, one wk after, and at one mo intervals after 5 FLSLRs, 5 PLSLRs, 6 PLSLRs with the freshly cut end protected by Teflon, and 5 control sites. Samples were FD after at least 6 h stagnation, then after a 3-min flush and a 10-min flush. Tap flow rates not reported. The pH of the distributed water was increased from 8.5 to 8.8 before 1-wk samples at all sites and the 1-mo samples at the FLSLR sites were collected, causing Pb levels to decrease at the control sites. Overall, PLSLR sites had Pb levels similar to those at the control sites. Only FLSLR resulted in a significant Pb reduction, short (first week) or long term, at all sites tested. Elevated Pb levels were observed for a week to a month at 4 of 11 PLSLR sites. After 1 mo, Pb averaged 11.5 µg/L for the controls and 10 µg/L for the PLSLRs. The authors concluded that PLSLR may not necessarily be effective in reducing water lead levels compared with performing no replacement.
USEPA, 1991b (Internal EPA report by Wysock)	Morning FD and service line samples (based on wasting an estimated volume of water) were collected 4 times before and 3 times after PLSLRs at 15 sites (8 with no internal LSLs). Softeners in 14 of 15 homes were to have been bypassed, but all may not have been bypassed. Results before and after did not differ at the 95% confidence level for either FD or LSL samples; but all sites had Pb levels <AL prior to PLSLR, so replacement would not have been required under the LCR.
Weston and EES, 1990 (cited as AWWA, 1990 in Table 11 in the LCR, USEPA, 1991a)	At 9 sites in Newport News, samples were collected at the water meter (not the tap) before, immediately after, and 2 wks after (presumably partial) LSLRs. Pb levels were elevated, up to 106 ppb, at 8 of 9 sites immediately after LSLR, but all lower 1 to 2 weeks later.
Data Provided by Public Commenters	
Commenter	Summary of Relevant Results
Steve Reiber, March 30, 2011	In one graph (p. 7 of his presentation), Mr. Reiber presented data from DC Water showing average post-PLSLR Pb levels in FD and run-to-cold samples over time, e.g., within 3 days (n = 229), 4 to 7 days (n = 105), etc. The total number of samples represented in 511. The data clearly show that, on average, post-PLSLR Pb levels were sharply elevated within the first 3 days (average = 381 ppb in FD samples) and from days 4 to 7 (average = 81 ppb in FD samples); but the average Pb levels in both FD and run-to-cold samples were <15 ppb for all time periods between 1 wk and 1 mo, and <10 ppb between 1 and 2 mos. Post-PLSLR Pb levels, on average, clearly dropped dramatically after 1 wk; however, the spread of the data (standard deviation and maximum values) was not shown, so the magnitude and duration of elevated Pb levels at individual sites are not evident. A second graph (p. 8) shows profile samples collected at one home after PLSLR. Pb levels were high in a galvanized section of pipe 1 d after

	<p>PLSLR, but only slightly elevated at 2 and 4 weeks (one sample > 15 ppb in each case), and low (all < 15 ppb) at 8 weeks.</p>
Ralph Scott, May 10, 2011	<p>Mr. Scott provided DC Water data on post-PLSLR Pb levels, but noted that some sample dates may be in error and that homeowners were instructed to run all their home plumbing fixtures at a high rate for several minutes prior to collecting samples. He stated that the average FD level was 200 ppb and the average 2nd draw (run-to-cold) level was 43 ppb; but it is not clear which data set these average were derived from. The data in Table D2 (324 samples collected at various times after PLSLRs) show a median Pb level of 9 ppb in FD samples; but the 90th percentile was 70 ppb, 30 samples had Pb > 0.1 mg/L and 9 had Pb > 1.0 mg/L. So, although FD Pb levels were, on average, <AL, they can be much higher in some samples. Since the sampling dates are in question, it is not clear whether the high levels occurred immediately after PLSLR or later on, nor can possible seasonal effects be reliably ascertained. If the FD samples were collected after an appropriate (e.g., 6 h) stagnation period, the results are not comparable with those of FD samples in other studies. Until these issues are addressed and resolved, it is not possible to draw many reliable conclusions from these data.</p> <p>Mr. Scott also provided copies of LCR compliance reports obtained from DC Water. The report for Jan – June 2006 shows 90th percentile Pb at 10 ppb in FD and 12 ppb in 2nd-draw samples (82% full lead lines; 18% partial). The July – December 2006 report shows 90th percentile Pb at 12 ppb in FD (76% full lead lines; 24% partial). The data were presumably collected using the sampling procedures specified by the LCR; but the results for full and partial LSLRs are not broken down separately, so it is not clear whether the results for the PLSLR samples were lower than those for no replacement. In any event, since the 90th percentile values were below the AL, no LSLRs were required.</p>
Thomas W. Curtis, May 12, 2011	<p>Mr. Curtis provided data summaries (Tables C-3 and C-4) obtained from DC Water. Table C-4 summarizes data for FD and 2nd-draw (run to cold) samples after no replacement, PLSLR, and FLSLR during periods of stable OCCT. Pb levels 1 – 3 yrs after PLSLR were similar to those for no replacement (2006 – 2007), but were clearly much higher than those found 2 yrs after full LSLR (March 2008 special study). Based on the 2009 – 2010 data, Pb levels 2 – 4 yrs after PLSLR were significantly lower than in the “no replacement” samples, and the 90th percentile values were 4.2 and 3.6 ppb in the FD and 2nd-draw samples, resp.</p> <p>Table 2 summarizes data for 1st and 2nd draw samples 5 – 8 mos post-LSLR (18 full, 7 partial). Pb levels were low (median and average values all < 2.3 µg/L) and similar for both full and partial LSLR. The accompanying text indicates that only one sample exceeded 10 ppb (11.5 in a 2nd draw post-PLSLR sample). Collectively, these data suggest that PLSLR, after an extended period of time, on average, does little or no harm and perhaps some good.</p>

Additional References

Commons, C., 2011. Effect of Partial Lead Service Line Replacement on Total Lead at the Tap. Unpublished report describing a study by the Rhode Island Department of Health, submitted to the Panel during the comment period.

Demarco, J., 2004. Case Study #1: Greater Cincinnati Water Works Partial Lead Service Line Replacement. USEPA Workshop on Lead Service Line Replacement, October 26-27, Atlanta, Ga.

Table C-2: Further analysis of the combined results of Commons (2011) for 8 PLSLRs

Time	Sample Type	Avg. Pb (mg/L)	Std. Dev. (mg/L)	n > AL (out of 8)
Pre-PLSLR	First Draw	0.016	0.010	4
12 hours	First Draw	0.061	0.055	6
3 days	First Draw	0.019	0.019	2
2 weeks	First Draw	0.014	0.007	4
4 months	First Draw	0.007	0.004	0
Pre-PLSLR	Run until cold	0.009	0.004	1
12 hours	Run until cold	0.031	0.029	4
3 days	Run until cold	0.012	0.007	2
2 weeks	Run until cold	0.011	0.007	3
4 months	Run until cold	0.003	0.002	0

Table C-3: Observed Lead Levels After LSLR

Monitoring Data Set	Stable OCCT ¹	Characterization of Service Line	Sample Size (n)	90th percentile (µg/L)	Median (µg/L)	Mean (µg/L)
First Draw (ppb lead)						
LCR 2006-2007	Yes	Full Lead Service Line -- not replaced	320	11.2	3.4	8.6
		Partially Replaced Lead Service Line - 1-3 years after replacement	104	12	3	6
March 2008 -- Special Study	Yes	Partially Replaced Lead Service Line - 2 years after replacement	75	11.9	2.1	4.9
		Copper ² - Full LSLR - 2 years after replacement	35	3.82	0.7	1.3
LCR 2009-2010 ³	Yes	Full Lead Service Line -- not replaced	293	8.0	2.2	3.8
		Partially Replaced Lead Service Line -- 2-4 years after replacement	113	4.2	1.1	2.6
Second Draw (ppb lead)						
LCR 2006-2007	Yes	Full Lead Service Line -- not replaced	320	14.8	3	6.8
		Partially Replaced Lead Service Line - 1-3 years after replacement	104	10.4	3	7
March 2008 -- Special Study	Yes	Partially Replaced Lead Service Line - 2 years after replacement	75	16.2	2.4	5.5
		Copper ² - Full LSLR 2 years after replacement	35	1.33	0	0.9
LCR 2009-2010 ³	Yes	Full Lead Service Line -- not replaced	274	11.3	2.7	5.4
		Partially Replaced Lead Service Line -- 2-4 years after replacement	105	3.6	1.0	1.8

Note --

¹ "Stable OCCT" reflects compliance with LCR OCCT water quality parameters requirements and maintaining lead and copper levels below the respective action levels.

² "Copper service" indicates that the home had a full service line replacement.

³ These are 1st and 2nd draw samples under stagnation periods of at least 6 hours or more.

NA, not available

Source -- DC Water

Table C-4: Lead Levels Observed 5 – 8 months After LSLR

Type of Lead Service Replacement	Count (n)	Median (µg/L)		Average (µg/L)	
		1st Draw	2nd Draw	1st Draw	2nd Draw
Full	18	1.1	0.5	2.3	0.6
Partial	7	0.9	0.5	1.6	2.2

Source – DC Water

APPENDIX D - Sampling Methods for Lead in Tap Water

This appendix identifies methods for collecting samples for the determination of Pb in tap water, summarizes their purposes, and describes some of their strengths and weaknesses. The purposes of this discussion are: 1) to serve as a source of information for readers who may be unfamiliar with one or more of the methods described, 2) to support statements made in the main body of the report regarding the tendency of sampling methods to undersample or oversample particulate Pb, and 3) to help the reader understand why Pb levels in samples collected using a particular method are not necessarily a good measure of the Pb levels to which consumers of drinking water are actually exposed. The SAB did not intend to prepare an exhaustive list of all methods in use, to exhaustively review and evaluate available methods, or to recommend particular methods for future use.

Tap-water samples for Pb analysis may be collected in a number of ways, each reasonably well-suited for a specific purpose but having significant limitations when used for purposes other than its originally intended purpose. Sampling protocols used in recent studies include:

- 1) **First draw sampling** – required by 40 CFR 141.86(b)2 for monitoring lead and copper under the LCR, except for lead service line samples. A 1-liter sample of water that has been stagnant in the plumbing system for at least 6 hours is drawn from a cold-water tap in a kitchen or bathroom. First-draw samples are well suited for determining the concentrations of lead released from plumbing materials in the faucet and lines and fittings under the sink. This is useful in assessing water corrosivity and the effectiveness of a utility's optimized corrosion control program, and also in determining the Pb levels to which consumers may be exposed if they take a drink of water, after it has stood for 6 hours in the faucet, before flushing the water from the tap. First-draw samples are not filtered, so they may contain particulate Pb; but particulate Pb initially present in the water, prior to stagnation, may settle out in the water lines during the stagnation period and may therefore be significantly undersampled when the sample is collected. First-draw samples often have Pb levels grossly different from those in subsequent samples collected sequentially, as documented in numerous studies, some of which are cited in Table C-1. This is especially true in samples collected in homes having full or partial LSLs, or in homes having interior plumbing materials heavily encrusted with Pb-bearing deposits (HDR, 2006; McFadden et al., 2011). In such cases, both dissolved and particulate Pb levels can be much higher than those in the first-draw sample.
- 2) **LSL sampling** – required by 40 CFR 141.86(b)3 for determining Pb concentrations in water left standing in an LSL for at least 6 hours. The results are used to determine if a line is exempt from replacement (if all samples contain <0.015 mg/L of Pb) and for the homeowner's information following PLSLR. Three options for collecting the sample are specified: i) wasting a volume calculated based on the interior diameter and length of the pipe between the tap and service line before collecting a sample, ii) tapping directly into the service line, or iii) allowing the water to run until there is a significant change in temperature. For homes with LSLs, this protocol nicely complements first-draw sampling by attempting to obtain a sample from the LSL itself. However, all three sampling options are problematic in that the Pb levels measured may be considerably lower than those to which the consumer is actually exposed when drinking water left standing in the LSL. Water collected using the first sampling option may not be from the LSL, because pipe volume between the LSL and the tap could be miscalculated as a result of mathematical or measuring errors, or because the volume of the pipe occupied by scale and corrosion products was not taken into account. A

sample drawn directly from the LSL will be a standing water sample, so particulate Pb could potentially be grossly undersampled due to settling. Particulate Pb could also be oversampled or undersampled depending on flushing of the line (flow rate and duration) prior to the stagnation period, since aggressive flushing can increase particulate Pb levels (by dislodging them from the pipe surfaces) or flush them out the system. If the third option is employed, a significant change in temperature could indicate the presence of relatively Pb-free water from the main rather than water from the LSL; and difficulty sensing a temperature change, as may occur in the summer months when surface water temperatures are often close to room temperature, may result in collection of a sample from a random location.

- 3) **Profile sampling** – used to examine the Pb concentration profile in household plumbing. A series of samples is collected, typically after the water has been left standing for at least 6 hours, with the last samples representing water coming directly from the main. This technique can be used to determine if elevated Pb levels are associated with an LSL and perhaps, in some cases, with the connection between an LSL and a service line composed of copper or galvanized iron. The samples are usually drawn rather slowly, to minimize mixing and so the volume of each sample can be carefully measured; but Pb levels are known to vary with flow rate (e.g., Britton and Richards, 1990; HDR, 2009; Deshommes et al, 2010; McFadden et al, 2011). Using a low flow rate minimizes erosion and resuspension of particulate Pb, so this method can potentially result in gross underestimation of particulate Pb. Another disadvantage of this protocol is that a large number of samples must be collected and analyzed, increasing monitoring costs.
- 4) **Random daytime sampling** – used to collect representative samples of tap water during the course of a normal day. Random samples can potentially provide a better estimate of human exposure than other types of samples. However, the concentrations of total, dissolved, and particulate Pb are expected to be much more variable in such samples than in other types of samples; thus, a large number of samples is typically needed to obtain meaningful results. Furthermore, random samples can produce biased results if the sampling schedule is not truly random or if the samples differ in certain ways from those actually consumed. For example, if samples are not collected early in the morning for fear of waking the residents, a representative number of first-draw (standing water) samples may not be included and the results for dissolved Pb may therefore be biased on the low side; or, if the samples are collected without flushing and the consumer normally flushes the tap first, the results may be biased high.
- 5) **Others protocols** – used by researchers for specific purposes. Examples include high velocity, particle stimulation, and water hammer simulation sampling protocols designed to stimulate release of particulate lead (e.g., HDR, 2009; Deshommes et al, 2010). When using these protocols the Pb levels in the samples may exceed those to which consumers are normally exposed but they may represent worst-case conditions reasonably well.

The sampling protocols currently specified in the LCR have significant limitations, as do other protocols. The SAB recognizes that these protocols were adopted for pragmatic reasons. However, the SAB also recognizes that the results obtained using these methods are widely perceived as being useful for estimating the tap-water Pb levels to which humans are exposed when in fact they may result in significant underestimation or overestimation of actual exposure. Exposure assessments are complicated not only by the limitations of sampling methods but also by the fact that, in a given home, little or no information is typically available regarding consumer behavior, e.g., how long the tap is run before

taking a drink, how fast the water is run when flushing, how rapidly the tap is turned on and off, whether the water is filtered, how much water is actually consumed, whether the water is used for cooking, etc. The limitations of current sampling protocols and their usefulness in producing data suitable for exposure assessments should be carefully considered in future revisions to the LCR, in evaluating the results of studies of Pb in tap water, and in assessing the impacts of tap-water Pb levels on human health.

APPENDIX E - Techniques for Locating, Identifying, Replacing, and Rehabilitating Lead Service Lines

Although seemingly a simple matter, the replacement of any water service line, regardless of the material of composition, is not a simple one-step task. While the response to Issue 4 highlights those techniques used in PLSLR that the SAB finds to have the greatest potential for releasing lead following a PLSLR, the list of techniques discussed is not complete. This appendix describes additional techniques that are used to locate lead service lines, identify/confirm the composition of the service line material, then replace or rehabilitate the line. The SAB finds that these techniques do not contribute to the elevated Pb levels observed following a PLSLR. Their inclusion in this appendix is offered as verification that the techniques were considered during the deliberations.

Locating and Identifying LSLs

LSLs cannot be replaced until they are located and identified. Work by Deb et al. (1995) provided a summary that describes the techniques available for locating and identifying LSLs. Although some techniques used for locating service lines are minimally invasive (some of the direct methods used to identify the service line material require physical access and direct contact with the service line) there is no evidence to suggest that these methods contribute to lead release following PLSLR. The SAB found no evidence that these methods contribute to the elevated lead levels following PLSLR.

Using indirect methods for locating and identifying LSLs requires an extensive database that accurately characterizes home age, plumbing materials, and renovation history. In general, the indirect methods have been demonstrated to be less accurate than direct methods leading to the misidentification and subsequent misclassification of LSLs¹. The SAB is confident that indirect LSL locating techniques do not contribute to lead release following PLSLR.

Replacement and Rehabilitation Techniques

According to Kirmeyer et al. (2000) the techniques used to access or rehabilitate LSLs include: open trench, pipe bursting, pipe pulling (moling), lining an existing LSL, or coating an existing LSL. Unlike the open trench, which exposes the service line, replacing an LSL by pipe bursting or pipe pulling (moling) on a new or existing line involves minimal trenching. In pipe bursting, the LSL is replaced by following the existing service line, forcing it to expand and burst, then pulling (or pushing) a new line in through the existing hole and reconnecting the service at both ends. An alternative to bursting the LSL involves pulling a new service line into a hole bored (moling) along the same route following parallel to the existing line.

Unlike the replacement techniques previously mentioned, LSL rehabilitation is a process whereby the LSL is left in place, but the interior surface is covered or coated to prevent contact between the lead surface and the water. There are two processes that fall into this category described by Kirmeyer et al. (2000), slip lining and pipe coating. Although these techniques have been employed by some utilities in the UK and the Netherlands, practical and regulatory concerns have thus far limited their use in the U.S.

¹ According to Deb et al. (1995) indirect methods of LSL identification were not 100% accurate. In their two case studies, the accuracy of identifying LSLs was 73.7% and 92.2%.

Although the Kirmeyer et al. (2000) study provided an excellent summary of techniques that could be used for a PLSLR, the study did not include a water quality evaluation of these rehabilitation techniques, hence the SAB was unable to evaluate the impact that the techniques might have on lead release.

Generally, the SAB finds that, unless the PLSLR technique involves direct physical contact with the service line, it is reasonable to assume that the act of replacing the service line will have minimal impact on lead release following partial or full LSLR.

Schedule JAM-r5

Index

- 1 New Orleans news – customer notice and testing offer
- 2 Denver finance offer
- 3 Madison news of service line replacements
- 4 Philadelphia news of service line replacements
- 5 Environmental Defense Fund article, list of communities
- 6 Wisconsin State offer
- 7 Pennsylvania PUC order for York Water service line replacements

Menu

Set Weather

Subscribe


Sign In Search

LOUISIANA ENVIRONMENT AND FLOOD CONTROL

New Orleans road work could raise lead levels in your water, officials warn

Updated on July 12, 2017 at 9:38 AM

Posted on July 12, 2017 at 9:27 AM



The city of New Orleans and the Sewerage & Water Board are warning residents to prepare for elevated lead levels in their water as crews begin road improvement projects across the city. The road work has the potential to unearth older lead water service pipes, which will need to be replaced. (Photo "Faucet" by Kamil Kaczor licensed via Flickr under CC BY 2.0)

512
shares

By [Jennifer Larino, llarino@nola.com](mailto:llarino@nola.com).


NOLA.com | The Times-Picayune

Schedule JAM-r2
Page 121 of 276

Index
Schedule JAM-r5

New Orleans has nearly \$1.8 billion in street improvements in the pipeline in coming years. The result, hopefully, will be smoother, better draining roadways for dozens of neighborhoods where dodging potholes has evolved into a grudging art form. The work could also unearth another aspect of the city's aging infrastructure in desperate need of repair -- undiscovered lead water service lines.

The New Orleans Sewerage and Water Board and Mayor Mitch Landrieu's office are notifying residents citywide of the possibility of temporary elevated lead levels in drinking water as crews begin to dig up roads in coming months. The work, which has started in earnest in Lakeview and ramps up citywide headed into fall, affects a number of neighborhoods including New Orleans East, Gentilly, the Lower Ninth Ward and the Audubon area Uptown.



Lakeview road repairs to begin early next month

The repairs mark the first FEMA-funded construction project in the city's \$2.4 billion Capital Improvement Plan.

Cedric Grant, executive director of the Sewerage & Water Board, said the possibility of finding old lead service pipes exists any time there is road work in New Orleans. A ban on lead pipes was not written into building code until the late 1980s, and it is impossible to know exactly where all the remaining pipes are buried today, he said.

Grant framed the FEMA-funded roadwork projects falling under the city's five-year Capital Improvement Plan as an opportunity to lift the hood of the city's water system and make widespread improvements. His agency continues to test water to ensure it is lead-free when it leaves city treatment plants, but he encouraged residents to take steps to protect themselves and stay informed, including taking advantage of free lead testing offered by the city.

"We're trying to determine what the extent of this is citywide. We're focused with this capital program on about 400 miles of streets citywide," Grant said. "We'll get a pretty good idea once we start digging up these streets."

Is there lead in New Orleans water?

Cities nationwide started to move away from lead water pipes as early as the 1920s as the public learned more about their toxicity. However, they were not officially banned from use until 1986.

Corroding lead water lines can cause the toxic metal to enter the water supply, a process accelerated in areas where the water has high acidity or low mineral content.

Lead concerns were rekindled in 2014 when more than 100,000 residents in Flint, Mich. were exposed to high-levels of lead in the drinking water. The city of Flint had switched its water source and failed to sufficiently treat the water, causing lead to begin leaching from the old pipes into the drinking supply.

Here in New Orleans, where much of the housing stock and water supply system pre-dates 1987, the Sewerage & Water Board treats drinking water with an additive approved by the National Sanitation Foundation that helps prevent lead from getting into water. The agency also tests for lead in daily quality control tests completed in its labs and publishes an annual water quality report.

"We ensure that the water coming out of the plant and into the distribution and main pipe system is lead free," Grant said. "We treat it extensively in the plant, but we also provide corrosion control."

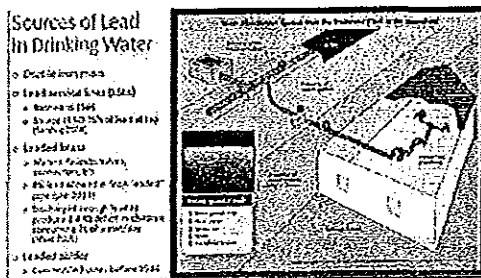
The Environmental Protection Agency also requires the city to complete citywide lead testing once every three years. EPA rules require that no more than 10 percent of 50 homes tested have lead levels at or above 15 parts per billion.

The last official EPA sampling was completed in November 2016. Grant said more than 100 tests were completed at sites across the city and all the tests fell below the EPA threshold. (The East Bank of Orleans Parish had an average count of 7ppb and the West Bank an average of 2ppb.)

Still, some researchers worry the EPA requirements are too lax.

Research released in April 2016 by Adrienne Katner, an assistant professor of environmental and occupational health at Louisiana State University's Health Sciences Center, showed as much as 9 percent of 1,005 homes randomly tested in New Orleans had lead levels in drinking water of 10ppb or greater.

Katner told NOLA.com | The Times-Picayune that no level of lead in water should be acceptable, but under EPA rules "up to 10 percent of the sites are allowed to have any level of lead whatsoever."



Some N.O. homes test too high for lead: researcher

Standards allow 10 percent of homes to test above action levels, which could mean dozens are at risk of lead poisoning, scientist says

How do I know if my home is at risk?

Despite treatment, lead contamination is still a possibility in New Orleans. By the time drinking water leaves your tap, it has woven through a system of dozens, if not hundreds, of water supply pipes, including service pipes that are on private property.

Those private lines are the ones that remain the biggest mystery to the city. Grant noted the Sewerage & Water Board can replace all the lead pipes its finds on public property, but not those underneath private property. He said homeowners and others who want lead water pipes on their property to be replaced will need to hire their own contractor to complete the work.

Road work can enhance that risk. City lines are often disconnected and reconnected with a homeowner's pipe system. That can dislodge deposits that have prevented lead from leeching into water in the homeowner's pipe. Lead can be released into the water for months after a reconnection is completed.

Sarah McLaughlin Porteous, the director of the city's Special Projects & Strategic Engagement Office, said the S&WB and the city will be notifying affected property owners and renters of the possibility of elevated lead levels before each road project begins, through the city's RoadWork NOLA email newsletter, inserts in water bills, and during community meetings, which will be held at the start of each project.

Click [here](#) to sign up for RoadWork NOLA emails and [here](#) to see a full list of upcoming projects.

Grant said the S&WB will also be going door-to-door with flyers to notify property owners in areas where lead water supply pipes are found during road work.

Porteous said about half of the more than 200 projects included in the Capital Improvement Plan are likely to have some form of water, sewer and drainage work.

"This is really going to be all across the city," she said. "In some way or another every neighborhood is going to be touched."

How can I protect my home?

Grant encouraged all residents concerned about lead in their water to take advantage of lead testing offered by the S&WB.

The service is free, though it does require a wait. Homeowners are sent a sample kit and must fill collection bottles with samples of tap water. The samples are sent to the Louisiana Department of Health and Hospitals for testing, which must return results in 30 days or fewer.

Residents can request a test by calling 504-865-0420.

The S&WB also recommends property owners in affected road work areas take the following measures:

- **Flush the faucets** in your home with cold water for at least 5 minutes before using or drinking tap water. The S&WB recommends flushing faucets before using the water for at least a month after road work in the area.
- **Use cold tap water** for eating and drinking. Hot water is more likely to contain higher levels of lead. Run water until it is as cold as it can get, especially when drinking, cooking and making baby formula.
- **Clean faucet aerators regularly.** The aerator is the piece at the end of the faucet, where water runs through.
- **Buy water filters certified by NSF International,** a product testing, inspection and certification organization. Most NSF-approved filters must be installed directly into the plumbing or in a refrigerator water filtration system, though select manual pour-through pitcher filters are available. [Click here to see a full list of NSF-certified water filters and their model numbers.](#)
- **Have a licensed plumber inspect your water service line.**

Registration on or use of this site constitutes acceptance of our [User Agreement](#) and [Privacy Policy](#)

© 2017 NOLA Media Group. All rights reserved ([About Us](#)).

The material on this site may not be reproduced, distributed, transmitted, cached or otherwise used, except with the prior written permission of NOLA Media Group.

[Community Rules](#) apply to all content you upload or otherwise submit to this site.

[Ad Choices](#)



(/)

Pay My Bill (/pay-my-bill)

Manage My Account
(<https://myaccount.denverwater.org>)

Customer Care:

303-893-2444 (tel:303-893-2444)

Lead Service Lines

Our goal: Get lead service lines out of our community

Property owners are responsible (/residential/services-and-information/homeowner-responsibility) for service lines, but Denver Water supports recommendations by the American Water Works Association and the National Drinking Water Advisory Council that utilities create plans for removing all lead service lines in their systems, with a shared responsibility among regulatory agencies, governments, utilities and customers.

If you have a lead service line, the best way to remove lead from water is to replace that line with copper in full, from the water main into your home.

Loans for replacing lead service lines

Replacing a lead service line can be a financial challenge, so Denver Water has partnered in 2017 with Denver Urban Renewal Authority (<http://renewdenver.org/>) (DURA) to provide financing to replace these lines.



Schedule JAM-r2
Page 128 of 276

Index
Schedule JAM-r5

Under the program, which is serving as a trial for a potential wider-scale program in the future, DURA issues loans with interest rates of zero to 2 percent and repayment periods of 5 to 15 years, based on income. Eligibility requirements include owning a single-family home or duplex in the City and County of Denver or a Total Service distributor. Contact DURA at 303-534-3872 to learn more.

Not sure whether your service line is made of lead?

Denver Water does not have these records, because property owners own the lines (</residential/services-and-information/homeowner-responsibility>). If your home was built and water tap installed before 1951, your line may contain lead. For help finding this information, call Denver Water at 303-893-2444 . You can also hire a plumber to check your service line's material.

When Denver Water finds a lead service line

Currently, when we encounter a lead service line in the course of certain planned construction projects such as pipe replacement (</project-updates/pipe-replacement>), we replace that line entirely with copper. To protect residents' health, we provide important post-replacement instructions (</sites/default/files/lead-line-replacement-handout.pdf>).

Print

Customer Care.

303-893-2444 (tel:303-893-2444)

Emergencies

303-628-6801 (tel:303-628-6801)



[About Us \(/about-us\)](/about-us)

[Careers \(/careers\)](/careers)

Schedule JAM-r2
Page 129 of 276

Index
Schedule JAM-r5

[Contact Us \(/contact\)](#)

[Contracts & Bids \(/contractors/bid-and-contract-opportunities\)](#)

[Employee Self-Service \(https://dmzprdpsof01.denverwater.org/psp/BENEFITS/?cmd=login&languageCd=ENG\)](https://dmzprdpsof01.denverwater.org/psp/BENEFITS/?cmd=login&languageCd=ENG)

[Engineering Standards \(/contractors/construction-information/engineering-standards\)](#)

[Investor/Financial Info \(/about-us/investor-relations\)](#)

[Operating Rules \(/about-us/how-we-operate/operating-rules\)](#)

News on TAP



'Don't be afraid to get dirty,' retiree advises

[\(https://denverwatertap.org/2017/08/04/dont-afraid-get-dirty-retiree-advises/\)](https://denverwatertap.org/2017/08/04/dont-afraid-get-dirty-retiree-advises/)



Now that's what we call quality

[\(https://denverwatertap.org/2017/08/03/now-thats-call-quality/\)](https://denverwatertap.org/2017/08/03/now-thats-call-quality/)



Cheesman Dam: Happy trout, reliable water supply

[\(https://denverwatertap.org/2017/08/03/cheesman-dam-happy-trout-reliable-water-supply/\)](https://denverwatertap.org/2017/08/03/cheesman-dam-happy-trout-reliable-water-supply/)

Thirsty for news to hydrate your mind?

Sign up to receive Denver Water's TAP weekly headlines

Subscribe

© 2017 Denver Water. All rights reserved. [Privacy Policy \(/privacy-policy\)](#)



Madison Water Utility

(/water)

City of Madison (/) / Water Utility (/water) / Water Quality (/water/water-quality) /

Water Quality Testing (/water/water-quality/water-quality-testing) /

Lead & Copper In Water (/water/water-quality/water-quality-testing/lead-copper-in-water)

Share 7

Lead & Copper In Water

Madison's ground water supply does not contain significant amounts of naturally occurring lead or copper. The naturally corrosive nature of water, however, can dissolve or corrode lead and copper through contact with water service lines, interior pipes and plumbing fixtures.

Replacing Lead Services

Madison was the first major city in the country to launch a full Lead Service Replacement Program (<http://www.cityofmadison.com/water/blog/epa-seeks-details-of-madisons-lead-service-replacement-program>). Since 2001, Madison Water Utility has worked to replace all known lead water service lines in the city -- more than 8,000 in all -- with much safer copper.

Although the successful 11-year program has largely been completed, lead services are still occasionally discovered, usually when a property changes hands. If you have a lead water service, you may be eligible to receive a rebate covering half the cost of replacement up to \$1,500. Call our general administrative number at (608) 266-4651 for more information, or email water@madisonwater.org (<http://madisonwater.org/>).

Lead can also be found in interior pipes and some plumbing fixtures. If you don't know whether your tap water contains lead, you should have the water tested by a certified lab. Proper sampling is required to obtain a valid result. (Note: A single test for lead level in drinking water may not be representative of the level at all times or of the average level over time.)

Schedule JAM-r2

Page 131 of 276

Index
Schedule JAM-r5

You can contact the one of the following certified laboratories to get lead sampling procedure information:

- **State Lab of Hygiene**, 2601 Agriculture Drive, Madison, WI 53707, Call (608) 224-6202
- **Public Health-Madison & Dane County**, 210 Martin Luther King, Jr. Blvd., Madison, WI 53709, call (608) 266-4821

Find out more about how to identify lead water pipes and steps you can take to make your water safer. (<http://www.cityofmadison.com/water/water-quality/lead-service-replacement-program/lead-in-water-what-you-should-know>)

Lead & Copper Rule Compliance Sampling

Based on our most recent lead & copper test results, Madison Water Utility has been placed on **reduced monitoring** (testing every three years instead of every year) for lead and copper. This schedule will require monitoring for lead and copper at 50 instead of 100 homes. The next round of sampling will take place in 2017.

- 2014 Monitoring Results *PDF* [\(/sites/default/files/city-of-madison/water/documents/CuPb%20Monitoring%202014.pdf\)](/sites/default/files/city-of-madison/water/documents/CuPb%20Monitoring%202014.pdf)
- 2011 Monitoring Results *PDF* [\(/sites/default/files/city-of-madison/water/documents/2011Monitoring.FullYearResults.pdf\)](/sites/default/files/city-of-madison/water/documents/2011Monitoring.FullYearResults.pdf)
- 2011 Summary *PDF* [\(/sites/default/files/city-of-madison/water/documents/2011Monitoring.FullYearSummary.pdf\)](/sites/default/files/city-of-madison/water/documents/2011Monitoring.FullYearSummary.pdf)

The report, **Lead and Copper Rule Compliance Sampling** *PDF* [\(/sites/default/files/city-of-madison/water/documents/2010LCRSamplingACfinal.pdf\)](/sites/default/files/city-of-madison/water/documents/2010LCRSamplingACfinal.pdf), chronicles the utility's efforts to better understand and control lead leaching from pipes, solder, and plumbing fixtures that contain lead-based alloys. It also highlights the importance of uni-directional flushing to reduce manganese scales that can adsorb and concentrate lead in water mains. The report details the lead and copper monitoring plans for 2010 and 2011.

Water Quality (</water/water-quality>)

Water Quality at My Address (<http://www.cityofmadison.com/water/waterquality/mywells.cfm>)

Annual Drinking Water Quality Report (</water/water-quality/annual-drinking-water-quality-report>)

Water Main Flushing Program (</water/water-quality/water-main-flushing-program>)

Water Quality Testing (</water/water-quality/water-quality-testing>)

Private Wells (</water/water-quality/private-wells>)

Sections ▲

Index

Schedule JAM-r5

Schedule JAM-r2
Page 132 of 276



Water

Topics Businesses Residents Visitors Government



Water Utility

Sustainability

Education & Outreach

Water Rate Board

Phila > Water > Water Utility > Drinking Water > Lead > Programs for Lead Line Replacement

Programs for Lead Line Replacement

Lead
Overview
Checking Your Home for Lead
What Can I Do If I Have Lead Pipes?
» Programs for Lead Line Replacement
Lead Testing in Philadelphia
Lead FAQ

There are programs for customers who wish to remove lead service lines, including a zero-interest loan and free replacement during water main replacement.

Replacing a Lead Service Line

To address concerns about household lead service lines, the Philadelphia Water Department offers several new programs to assist customers.

Homeowner Emergency Loan Program (HELP)

The Philadelphia Water Department offers a zero-interest loan for customers interested in replacing a lead service line. See our fact sheet for more information about how the Homeowner Emergency Loan Program (HELP) may be used to replace your lead service line.

Private Contractors

Customers can also contact any licensed and insured plumber and request an estimate for replacing lead service lines and other sources of lead in plumbing. Please note that prices vary according to a number of factors, including how far your home's water meter is from the City water main.

Free Removal During Water Main Replacement

The Philadelphia Water Department (PWD) will offer to replace any lead service line from the City's water main all the way to the customer's meter when we are replacing the water main on your block. PWD will notify residents by letter several months before work is scheduled to begin.

Make Removing Lead Pipes a Part of Creating a Lead-Free Home

Finding and replacing lead plumbing should be considered as a part of removing all lead from your home. This can be expensive, but removing lead permanently is the safest option. The Philadelphia Water Department is committed to helping customers remove lead pipes.

According to the Philadelphia Dept. of Public Health, identifying and addressing the most common sources of lead, including old paint, dust and dirt containing lead will have the biggest impact for homeowners interested in reducing the risk of lead exposure.

Cases of elevated blood lead levels related to water have not been identified by the Philadelphia Dept. of Public Health.

Customer Resources

- Daily flushing tips
- Spanish translation
- Portuguese translation
- How to check for lead pipes
- Spanish translation
- Portuguese translation
- Community Presentation on Lead in Drinking Water
- November City Council Testimony - New Lead Bill

How Can I Get My Water Tested?

Philadelphia Water will conduct free lead tests for customers. If you believe you have lead plumbing in your home and would like to have someone check your water, call our hotline at 215-685-6300 to schedule an appointment.

Maintaining Household Plumbing



Water

- Water Utility
- Sustainability
- Education & Outreach
- Water Rate Board
- About Us

Topics

- Arts & Culture
- Education
- Employment
- Environment
- Health
- Housing
- Neighborhoods
- Public Safety
- Recreation
- Transportation & Utilities
- Urban Development

People We Serve

- Businesses
- Residents
- Visitors

Government

- Mayor's Office
- City Council
- Courts
- District Attorney
- Sheriff

Contact

- 311
- Phone Directory
- Language Assistance

EDF Health

Fourteen communities set goal of replacing more than 240,000 lead pipes and 19 take important steps forward

By Tom Neltner | Published: August 7, 2017

Tom Neltner, J.D., Chemicals Policy Director and Sam Lovell, Project Specialist

An estimated 6 to 10 million homes in the US still get their water from aging lead service lines (LSLs) – the lead pipes connecting the water main under the street to homes and other buildings. As the primary source of lead in drinking water, eliminating LSLs is essential to protecting public health and responding to community concerns.

Communities across the country are taking on the challenges posed by LSLs. EDF considers it important to recognize those leaders who are taking action. In a past blog, we highlighted the work of the Lead Service Line Replacement Collaborative and its 25 members, including EDF, in developing a toolkit to help communities accelerate replacement of LSLs. Additionally, the American Water Works Association – the main organization for drinking water professionals – deserves recognition for its declaration that LSLs need to be eliminated.

Through our review of publicly available information, EDF identified:

- 14 communities that have publicly set a goal of eliminating LSLs in their jurisdiction – which collectively represents more than 240,000 LSLs. Setting a goal of full replacement is a critical step in the process—while clearly much work remains to ensure that LSLs are safely replaced.
- 19 other communities that are taking important steps to replace LSLs, but may not yet be ready or willing to set a public goal of full replacement.

The tally of communities is likely not comprehensive; we anticipate adding to each as more communities take action. We encourage users to fill out this survey if they know of a community LSL replacement program we have missed or not adequately described.

Set Goal of Full LSL Replacement:

- Ann Arbor, MI
- Cincinnati, OH
- Denver, CO
- Detroit, MI
- Eau Claire, WI
- Flint, MI
- Green Bay, WI
- Platteville, WI
- Pueblo, CO
- Tacoma, WA
- Two Rivers, WI
- York, PA
- Quincy, MA
- Waterloo, WI

Taking Steps on Replacing LSLs:

- Boston, MA
- East Chicago, IN
- Fond du Lac, WI
- Galesburg, IL
- Grand Rapids, MI
- Janesville, WI
- Kewaunee, WI
- Lake Mills, WI
- Malden, MA
- Manitowoc, WI
- Marshfield, WI
- Menasha, WI
- Milwaukee, WI
- Oshkosh, WI
- Philadelphia, PA
- Pittsburgh, PA
- Racine, WI
- Sheboygan, WI
- Washington, DC

LSL replacement programs vary dramatically; no town or city in the country is identical. We describe each of the programs using a framework to highlight progress in four areas:

1. Replacing the full pipe, rather than a partial replacement that can make matters worse;
2. Providing economical and equitable replacement options;
3. Developing a robust, public inventory; and
4. Providing guidance to property owners.

Developing and implementing an LSL replacement program is a complicated process, made challenging by many factors that include: service line ownership, the cost of replacement, and inconsistent recordkeeping of service line material. Many communities have found creative and innovative solutions to deal with these challenges and others are working to develop solutions.

By recognizing and describing the efforts of these communities, EDF hopes both to highlight progress made at the local level on LSL replacement and provide a resource for other communities interested in getting the lead out of their water systems.

[Learn more about each community and additional background on LSL replacement.](#)

Environmental Loans (EL) Private Lead Service Line (LSL) Replacement Funding Program

The Wisconsin DNR established a two-year program (SFY 2017 and SFY 2018) to assist disadvantaged municipalities replace lead service lines on private property for projects that result in full lead service line (LSL) replacements. Funding for LSL replacement on private property is in the form of Principal Forgiveness (PF), which means no debt is incurred on behalf of the municipality for these funds.

- [Private LSL Program background](#)
- [Implementation tools for municipalities in the LSL program](#)
- [Additional resources on lead service lines](#)
- [Contact information](#)

[Back to Top](#)

Private Lead Service Line (LSL) Program background

- [LSL program description](#)
- [Concerns about lead and partial lead service line replacements](#)
- [Lead pipe waste management](#)

LSL program description

The SDWLP Intended Use Plans (IUPs) provide a description of the Private LSL Replacement Funding Program. Funding for this program is only available for SFY 2017 and SFY 2018, and projects must result in full lead service line replacements. Municipalities have three years from the date of their loan closing to expend funds for the LSL program.

The program is intended to assist individuals in disadvantaged municipalities since user rates cannot be used to replace the private portion of the lead service line. The program policies are established with participation from the Wisconsin Departments of Natural Resources (DNR) and Administration (DOA) and the Wisconsin Public Service Commission (PSC) to ensure each respective agency's requirements are met.

SFY 2017 projects

The 38 municipalities that submitted applications for SFY 2017 funding must close their principal forgiveness "loans" by June 28, 2017.

- [SFY 2017 LSL Funding List \[PDF\]](#) (08/09/16).

The SFY 2017 awards are allocated based on municipal population once the municipality meets the program criteria, including eligibility and deadlines, as follows:

- \$1,000,000 for municipalities with population \geq 500,000
- \$500,000 for municipalities with population $<$ 500,000 and \geq 50,000
- \$300,000 for municipalities with population $<$ 50,000

SFY 2018 projects

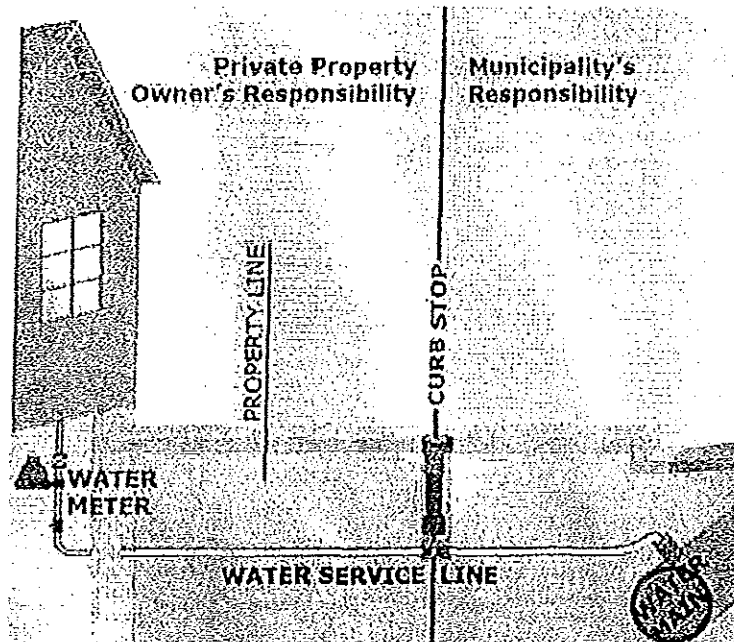
The 41 municipalities eligible to submit an application for SFY 2018 funding are listed in the Project Priority List (PPL) and must submit a complete application by June 30, 2017 to receive private LSL replacement funding from this program. Municipalities will need to document the number and location of the private LSL replacements for which they are requesting funding in their SFY 2018 application. Specific application requirements for SFY 2018 LSL project applications will be defined in the near future. Please check back for updates.

- [SFY 2018 LSL Received Intents to Apply \(ITAs\) List \[PDF\]](#) (03/01/17).
- [SFY 2018 Safe Drinking Water Loan Program \(SDWLP\) Project Priority List \(PPL\) \[PDF\]](#) (01/24/17).

Funding caps will be established in the SFY 2018 SDWLP Intended Use Plan (IUP), anticipated to be published in April, 2017. A Funding List will be published after the applications are reviewed for eligibility and completeness.

Concerns about lead and partial lead service line replacements

New national research on lead in drinking water has raised concerns within DNR regarding the potential for increased lead levels when partial LSL replacement occurs. The Department is advising that municipalities replace lead service lines in their entirety – partially replacing lead service lines can increase lead levels in homes. Visit the Wisconsin DNR Drinking & Groundwater Program's [Drinking Water & Lead Web page](#) for more information on lead in drinking water.



The private property owner is responsible for the service line from the curb stop to the home (this includes all plumbing except for the water meter inside the property). The municipality is responsible for the service line from the water main to the curb stop.

Lead pipe waste management

What to do with the lead pipes after they are removed from service:

The Department recommends lead pipe materials removed from water services be managed through reclamation rather than disposal. A provision in ch. NR 661.02(3)(c), Wis. Admin. Code allows for management of what would otherwise be waste scrap metal to be managed as a solid waste provided the scrap metal is reclaimed.

Municipalities are encouraged to carefully evaluate scrap dealers who might take this waste to ensure the lead pipe materials will be properly recycled. Recycled lead can be put back into use through lead-acid batteries, lead shielding, and other valuable uses.

If a municipality chooses to dispose of the lead materials, it will be necessary to characterize the waste to determine if it exhibits a hazardous characteristic for lead. Lead pipe materials would likely fail TCLP for lead and would then need to be managed as a hazardous waste. Lead pipe materials determined to be nonhazardous could be disposed of in a solid waste landfill.

Waste determinations

For more information on waste determinations, please contact Ed Lynch, Section chief of Hazardous Waste Prevention and Management, or contact your DNR Regional hazardous waste management specialist.

[Back to Top](#)

Implementation tools for municipalities in the LSL program

Read the [list of Considerations for Setting up a Private Lead Service Line \(LSL\) Replacement Program \[PDF\]](#). This list of considerations is meant as guidance for municipalities that are deciding how to establish their own private LSL replacement program.

- [Municipal program & contracting options](#)
- [Cost eligibility & project eligibility](#)
- [Plans and specifications](#)
- [Authorized representative resolution](#)
- [Federal requirements](#)
- [Forms](#)
- [Closing](#)

Municipal program & contracting options

Municipalities have options for how they establish a private LSL replacement program, with the understanding that the LSL PF can only be used for the cost of replacing private LSLs which result in the *full replacement of the lead service line for that property*.

Private LSL replacements can be done:

- to make prior partial service line replacements "full";
- as planned road and public watermain replacements occur;
- at licensed daycare centers and pre-K-12 schools.

Private LSL replacement can be accomplished through a municipal contract or through a municipal program where the homeowners contract directly with a plumber/contractor from a prequalified list. View the [Type of Contracting \[PDF\]](#) table for contracting options and the associated requirements.

Note: The Department of Safety and Professional Services (DSPS) licenses plumbers and enforces the state plumbing codes.

Municipal program with prequalified list of plumbers

Under this option the municipality issues a Request for Qualifications (RFQ) in order to prequalify plumbers/contractors for participation in the private LSL replacement program (see [Prequalification Considerations \[PDF\]](#)). Homeowners contract directly with a plumber from the prequalified list and then are either reimbursed by the municipality or the municipality can pay the plumber directly on the homeowner's behalf.

Federal Davis-Bacon wage rates *may not be required* when the homeowner contracts directly with the prequalified plumber, even if the municipality pays the plumber directly. Applicability depends on property ownership or the type of firm performing the work. For further guidance, please see [Davis-Bacon Applicability in the Private LSL Replacement Program \[PDF\]](#).

Municipal Programs are the most requested option so far under the private LSL replacement program. Municipalities are developing their own criteria for the programs, including:

- Funds distribution based on the age of the children in the home;
- Funds distribution based on household income;
- Fully-funded private LSL replacement;
- Cost-shared private LSL replacement;
- Funds made available through a revolving loan program;
- Voluntary homeowner participation; and
- Mandatory homeowner participation.

Municipal contract

Under this option the municipality bids out the private LSL replacement work through their normal municipal contracting process. All costs are paid directly by the municipality who coordinates the timing of the private LSL replacement with the homeowner.

Federal Davis-Bacon wage rates *are required* when the municipality directly contracts for the work. For further guidance, please see [Complying with Davis-Bacon and Related Acts \(DBRA\) \[PDF\]](#).

Cost eligibility & project eligibility

The private LSL replacement program can be used for costs associated with private homes, K-12 schools, and licensed day care centers. It does not cover costs for replacing private lead service lines to commercial and business properties, except in instances where a building contains both a business and a residence. All associated costs for private LSL replacement are eligible for funding, including: investigative costs, engineering costs (prorated if part of a larger project), easements, force account, etc.

The public portion of the service line is eligible for regular SDWLP program funding (loans and, if applicable, regular principal forgiveness). Funds cannot be used to replace interior plumbing and/or fixtures containing lead (for funding option, see CDBG Housing Program).

In addition to lead service lines, the private LSL replacement program can fund the cost of removing lead goosenecks and galvanized service lines that have been served by lead lines/pipes in the past. A "gooseneck" is a short segment of pipe (under the street) that connects the water main to the service line. These all can contribute to elevated lead levels in the water.

Plans and specifications

For most situations, the submittal of plans and specifications to the DNR for private service line replacements is not required.

The Department of Safety and Professional Services (DSPS) has indicated that private residential lines are not reviewable projects under their regulations; *however, any private LSL replacements would be required to meet applicable local, state (DSPS), or federal codes*. The DSPS licenses plumbers and enforces the state plumbing codes.

Authorized representative resolution

An authorized representative resolution [PDF] is required so the Department knows the applicant has the authority from the municipality to seek funding for this program. This resolution should accompany the application submittal.

Note: a reimbursement resolution is not required for a PF-only application.

Federal requirements

Private Lead Service Line (LSL) Replacement projects are federally funded; therefore, federal requirements apply:

- [Davis-Bacon Wage Rates \(see Davis-Bacon Applicability in the Private LSL Replacement Program \[PDF\]\)](#).
- [Disadvantaged Business Enterprise \(DBE\) Solicitation \(see Federal Requirements for Private LSL Replacement Projects \[PDF\]\)](#).
- [Environmental Review \(see Environmental Review Guide for the SDWLP \[PDF\]\)](#).
- [Use of American Iron and Steel \(UAIS\) \(see Federal Requirements for Private LSL Replacement Projects \[PDF\]\)](#).

Municipalities anticipating submitting a SFY 2018 application for funding are encouraged to initiate the Environmental Review process as soon as possible, to help expedite the awarding of funds to their project.

Forms

The following forms are part of the private LSL replacement program:

- [LSL Addendum for SDWLP Financial Assistance Application \[PDF\]](#).
- [SDWLP Financial Assistance Application \[PDF\]](#) (Form 8700-262).
 - Note: Only pages 1-4 are required.
- [SDWLP Environmental Review \[PDF\]](#) (Form 8700-365).
 - Note: Use Form 8700-365 instead of Form 8700-367 (SDWLP Private LSL Replacement Preliminary Environmental Review Worksheet).
- [Request for Disbursement for Private LSL Financial Assistance Program \[PDF\]](#) (Form 8700-366).

Note: June 30, 2017 was the application deadline for SFY 2018 LSL projects.

Closing

[Closing Your LSL Loan \[PDF\]](#) is guidance for municipalities that submitted applications for SFY 2017 funding and must close their LSL projects by June 28, 2017.

[Back to Top](#)

Additional resources on lead service lines

Sample municipal documents

The following documents were distributed to municipalities participating in July 2016 informational meetings:

- Leak Up To Owner/ Lead Pipe Replacement Agreement [Word] Boston Water and Sewer Commission 2012
- Statement Regarding Water Service Line [Word] Madison Water Utility (survey form)
- Application for Reimbursement of Cost for LSL Replacement [PDF] Madison Water Utility (reimbursement request form)
- Application for Lead Replacement [PDF] Madison Water Utility (owner/plumber contract form)
- Check List: Procedures for Replacing Property Owner Lead Water Service [PDF] Madison Water Utility 2008
- Madison Ordinance [PDF]
- Kewaunee Ordinance [PDF]

Toolkit from the Lead Service Line Replacement (LSLR) Collaborative

The LSLR Collaborative released a new toolkit for utilities, public health officials, and local leaders to tackle lead pipes in their community. The online toolkit [exit DNR] includes a roadmap for getting started; suggested practices to identify and remove lead service lines in a safe, equitable, and cost-effective manner; policies that federal and state leaders could adopt to support local efforts; and links to additional resources that may be helpful when developing local programs.

Strategies to obtain customer approval

The document, Strategies to Obtain Customer Acceptance of Complete Lead Service Line Replacement [PDF exit DNR], presents an approach to obtain customer approval for replacement of the lead service line on their property. It focuses on key elements of proven utility programs for readers to consider when developing their own local cost-efficient program. This document summarizes the regulatory requirements of the Lead and Copper Rule as it pertains to lead service line replacement. (Produced by the American Water Works Association (AWWA).)

Community Development Block Grant (CDBG) Housing Program

The Department of Administration (DOA) CDBG Housing Program will work with qualifying homeowners to assess hazards in their homes, including lead service lines.

The 0% interest loan would cover the costs for addressing all hazards, not just lead lines. Repayment on the loan is deferred until the home is sold or no longer the homeowner's primary residence. Visit DOA's [CDBG Housing Program \[exit DNR\]](#) webpage for more information.

Archived resources & materials

E-Bulletin articles

Read about the LSL program in [E-Bulletin](#) newsletters.

Webinar: LSL funding basics

The Wisconsin DNR hosted and recorded a public webinar on 6/8/2016 about [SDWLP LSL funding basics \[VIDEO Length 44:25\]](#). It includes a 15-minute presentation followed by 30 minutes of a panel answering questions. View LSL slide show [handout \[PDF\]](#).

Frequently asked questions (FAQ)

The Private LSL Replacement Program [Frequently Asked Questions \(FAQ\) \[PDF\]](#) addresses many issues relating to the Private Lead Service Line Replacement Funding Program and projects.

[Prequalification Considerations \[PDF\]](#) addresses questions about the prequalified list of plumbers and the municipal Request for Qualifications (RFQ) from licensed plumbers/utility contractors interested in participating in the private LSL replacement program.

July 2016 informational meetings

Read the [Summary of private Lead Service Line \(LSL\) municipality meetings \[PDF\]](#) held during July of 2016. DNR presented, with participation from PSC, information about the private LSL replacement funding program to municipalities. The following documents were distributed to participating municipalities:

- [Federal Requirements \[PDF\]](#) Pertaining to Private Lead Service Line (LSL) Replacement Projects
- [Lead Service Lines and Drinking Water - Best Management Practices \(BMPs\) \[PDF\]](#)

- [Environmental Review Requirements for LSL Projects \[PDF\]](#) funded by the Safe Drinking Water Loan Program (SDWLP)
- [Strategies to Obtain Customer Acceptance of Complete Lead Service Line Replacement \[PDF exit DNR\]](#) American Water Works Association (AWWA)

[Back to Top](#)

Contact information

Direct questions about the private Lead Service Line (LSL) replacement funding program to:

[Becky Scott](#)

Financial assistance specialist, EL section

Bureau of CFA

608-267-7584

or

[Robin Schmidt](#)

Section chief, EL section

Bureau of CFA

608-266-3915

Direct questions about the Safe Drinking Water Loan Program (SDWLP) to:

[Nicole Mathews](#)

Safe Drinking Water Loan Program (SDWLP) specialist

EL section, Bureau of CFA

608-266-0849

[Back to Top](#)

Last revised: Friday July 07 2017

PENNSYLVANIA
PUBLIC UTILITY COMMISSION
Harrisburg, PA 17105-3265

Public Meeting held March 2, 2017

Commissioners Present:

Gladys M. Brown, Chairman
Andrew G. Place, Vice Chairman
John F. Coleman, Jr.
Robert F. Powelson, Statement
David W. Sweet

Petition of The York Water Company for an Expedited
Order Authorizing Limited Waivers of Certain Tariff
Provisions and Granting Accounting Approval to Record
Costs of Certain Customer-Owned Service Line
Replacements to the Company's Service Account

P-2016-2577404

ORDER

BY THE COMMISSION:

Before the Pennsylvania Public Utility Commission (Commission) is the Recommended Decision of Administrative Law Judge (ALJ) Elizabeth H. Barnes recommending approval of a Joint Settlement Petition (Settlement) of all parties to a case filed by the York Water Company ("York Water" or "Company"). The Settlement seeks expedited approval of two issues: (1) a waiver of the portion of York Water's tariff that does not allow the Company to bear the costs associated with the replacement of customer-owned lines and (2) approval to record the associated costs as a regulatory asset to be amortized over a reasonable period as determined in the next base rate case.

As a water company subject to the Lead and Copper Rule (LCR) at 25 Pa. Code §§ 109.1101 through 109.1108, York Water must conduct periodic monitoring of the

drinking water at consumer taps to determine the concentration of lead in the drinking water. The Company's most recent results for this test exceeded the lead action level set in the LCR. Consequently, the Pennsylvania Department of Environmental Protection (DEP) issued a Consent Order and Agreement (CO&A) requiring the Company to take specific action to reduce lead levels at customer taps.¹

To that end, York Water filed a Petition for an Expedited Order Authorizing Limited Waivers of Certain Tariff Provisions and Granting Accounting Approval to Record Cost of Certain Customer-Owned Service Line Replacements to the Company's Services Account (Petition) on November 28, 2016. Specifically, York Water sought limited waivers of York Water Tariff Water – Pa. P.U.C. No 14, Supplement No. 68, Fourth Revised Page No. 10, Tariff Rule 3.4, which provides that customers are responsible for the installation, maintenance, and replacement of customer-owned service lines. York Water initially sought limited waivers of these tariff provisions in order to replace customer-owned lead service lines concurrent with its planned replacement of 1,660 Company-owned lead service lines over the next 4 years. Additionally, the Company requested an extended waiver of its tariff rule to replace customer-owned lead service lines when discovered, regardless of the material used for the Company-owned service line. York Water initially requested permission to capitalize these costs and an Order granting the waivers by December 22, 2016.

On December 19, 2016, the Commission's Bureau of Investigation and Enforcement (I&E) filed an Answer requesting discovery and an evidentiary hearing. On December 19, 2016, the Office of Consumer Advocate (OCA) filed an Answer, which generally supported the Petition but also expressed some reservations.

¹ *In the Matter of: The York Water Company: Violations of the Pennsylvania Safe Drinking Water Act and Regulations*, PWSID No. 7670100, City of York, York County. See also, Stipulations of Fact, Exhibit B

On January 12, 2017, a prehearing conference was held and on January 23, 2017, the Company, OCA, and I&E (collectively, ("Joint Petitioners")) filed the Settlement petition. Joint Petitioners also requested that ALJ Barnes certify the record to the Commission without issuing a decision in order to expedite the approval of the settlement on or before January 26, 2017. On January 26, 2017, a Secretarial Letter was issued by the Commission denying the request for certification of the record without a decision from the presiding officer and directing ALJ Barnes to prepare a Recommended Decision regarding the Joint Petition as expeditiously as possible. On February 6, 2017, ALJ Barnes issued the Recommended Decision approving the Petition as modified by the Settlement.

Background

York Water is a public utility engaged in the business of supplying water and wastewater services to approximately 66,100 customers in York and Adams Counties, Pennsylvania. In September 2016, York Water completed its triennial water sampling required by the Environmental Protection Agency. The Company's tests concluded that 6 of the 50 buildings tested had samples greater than 15 parts per billion of lead. Consequently, York Water is presently subject to a CO&A with the DEP that requires the Company to take specific action to reduce lead levels at customer taps.² Pursuant to this CO&A, York Water plans to expeditiously replace the 1,660 Company-owned service lines known to be constructed of lead.

The York Water tariff divides ownership of service lines that deliver water to a customer's premises into two parts: one part is Company-owned and the other is customer-owned. The Company-owned line extends from the water main to the curb stop and curb box. The customer-owned line extends from the curb stop and curb box to the

² Consent Order and Agreement entered into on December 23, 2016.

premises. Under the existing York Water tariff, it is the customer's responsibility to own and maintain the customer-owned line.

The current York Water tariff does not permit the utility to replace a customer-owned service line at the Company's initial cost. Rule 3.4 of the tariff provides that "[e]ach Customer's Service Line shall be installed . . . by or on behalf of such Customer at his expense." Rule 3.4, Supp. No. 68 to Water Pa. P.U.C. No. 14, Fourth Revised Page No. 10.

Replacing the Company-owned lead lines addresses only part of the problem. Customer-owned lead lines also need to be replaced. Under York Water's existing tariff, replacement of customer-owned lead lines would depend upon each customer assuming the burden and full expense of the replacement. Rather than rely upon customers to replace their lead service lines, which would result in a haphazard approach, York Water proposes to assume that responsibility at its initial expense. While performing the replacement of the Company-owned lead service lines, York Water proposes to simultaneously replace the customer-owned portions of the lead service lines as they are discovered. In instances where the customer-owned lead service line is connected to a Company-owned non-lead service line, York Water would still replace customer-owned lead service lines, as they are discovered. York Water proposes to pay up to the Company's average contracted cost for replacing a customer-owned lead service.

Under the terms of the Settlement, the waiver allowing the Company to assume the initial cost of replacing customer-owned lines would not extend to line repair/replacement for reasons other than the presence of lead. The Settlement also addresses limitations on later replacements. Finally, the Settlement addresses the rate treatment of York Water's initial expense and requires the Company to record the costs as a regulatory asset, to be recovered in future base rate proceedings.

The ALJ recommended granting York Water's Petition, as modified by the Settlement. Specifically, the ALJ recommended granting a limited two-phase waiver from compliance with its Tariff Rule 3.4: (1) a four-year waiver involving the replacement, at the Company's initial cost, of lead customer-owned service lines discovered when the Company replaces its own lead service (Phase 1) and (2) a nine year waiver involving the annual replacement of customer-owned lead service lines as they are discovered (Phase 2).

Discussion

In light of the gravity of the situation, York Water requested, and the settling parties agreed to, a waiver of Tariff Rule 3.4. Historically, the Commission has granted tariff waivers in very limited circumstances.³ Considering the important role of utility tariffs, waiving such provisions is generally disfavored as a matter of law and policy. Tariffs set forth in writing the rules and provisions by which a utility operates so as to provide the utility and the public with a transparent understanding of a utility's obligation to provide non-discriminatory service.⁴ As such, it is more appropriate for York Water to make the changes agreed upon in the Joint Settlement Petition through a tariff revision.

³ See *Petition of Peoples Natural Gas Co., LLC for Approval of Limited Waivers of Certain Tariff Rules Related to Customer Service Line Replacement*, Docket Nos. P-2013-2346161, et al. 2013 Pa. PUC LEXIS 543, at 95-97 (Order Entered May 23, 2013); *Petition of Columbia Gas of Pennsylvania, Inc. for Limited Waivers of Certain Tariff Rules Related to Customer Service Line Replacement*, Docket No. P-000724337, 2008 Pa. PUC LEXIS 344, at 9 (Order Entered May 19, 2008).

⁴ A public utility may not charge a rate other than the rates set forth in its tariff. 66 Pa. C.S. 1303A tariff is a set of operating rules imposed by the Commission that each public utility must follow in order to provide service to its customers. *PPL Electric Utilities Corp. v Pa. PUC*, 912 A.2d 386 (Pa. Cmwlth. 2006). Each public utility must file a copy of its tariff with the Commission setting forth its rates, services, rules, regulations and practices so that the public may inspect its contents. 66 Pa. C.S. 1302; 52 Pa.Code 53.25. The Commission has no authority to allow a public utility to deviate from its tariff even where the Commission concludes it is in the public interest. *Philadelphia Suburban Water Co. v Pa PUC*, 808 A.2d 1044 (2002); Public utility tariffs must be applied consistent with their language. Public utility tariffs have the force and effect of law and are binding on the public utility and its customers. *Pennsylvania Electric Co. v Pa PUC*, 663 A.2d 281 (Pa. Cmwlth. 1995); Tariff provisions previously approved by the Commission are prima facie reasonable. *Zucker v. Pa PUC*, 437 A.2d 1067 (Pa.Cmwlth. 1981)

This case needs to move forward, as York Water is already gearing up for construction to ameliorate a problem of the utmost importance to its customers. Further, the proposed course of action by York Water coordinates the replacement of Company-owned and adjoining customer-owned service lines. As such, delay of customer-owned line replacements can result in a delay of Company-owned replacements, unnecessarily stalling the actions necessary under the CO&A and potentially harming the health and safety of York Water's customers. The efficiency of this approach minimizes total costs, thereby providing better service to York Water customers, particularly to those who might find the total cost of replacing the customer-owned line to be burdensome or too expensive a task to undertake independently. Additionally, a "partial lead service line replacement" may not significantly reduce the lead level at the customer's tap, but may temporarily increase lead at the customer's tap due to disturbing the customer-owned service line during the partial replacement.⁵

Accordingly, in order to delay this matter no longer, the Joint Petition for Settlement will be treated as a petition for approval to file a tariff supplement, and will be approved as such.⁶ York Water shall file a tariff supplement that reflects the terms of the Settlement, including sunset dates consistent with the parties agreed upon waiver expiration timelines, within seven days of entry of this Order. Once filed, the amended tariff will be effective upon three days' notice, which will give the Commission and the Joint Petitioners an opportunity to ensure that the proposed tariff is consistent with the Settlement.

In the meantime, recognizing the pressing health and safety issue at hand, as well as the delay that has ensued in addressing this case of first impression, we will grant York Water a temporary waiver of Tariff Rule 3.4. This waiver will expire upon the effective

⁵ See, Stipulations of Fact, Item 67.

⁶ The Joint Settlement Petition already includes all of the necessary agreements among the litigating parties, so there is no prejudice in treating the Joint Petition as a petition for approval to file a tariff supplement.

date of the tariff supplement required by this Order. The Commission has, in narrow circumstances, issued such time-limited waivers, and doing so here is necessary to allow York Water to begin work replacing customer-owned lead service lines immediately in the context of a DEP-issued consent order.⁷ **THEREFORE,**

IT IS ORDERED:

1. That the Petition of The York Water Company for an Expedited Order Authorizing Limited Waivers of Certain Tariff Provisions and Granting Accounting Approval to Record Cost of Certain Customer-Owned Service Line Replacements to the Company's Service Account, as modified by the Joint Petition for Settlement and this Order, shall be treated as a petition for approval to file a tariff supplement.

2. That the Petition of The York Water Company for an Expedited Order Authorizing Limited Waivers of Certain Tariff Provisions and Granting Accounting Approval to Record Cost of Certain Customer-Owned Service Line Replacements to the Company's Service Account, as modified by the Joint Petition for Settlement in the nature of a petition for approval to file a tariff supplement and this Order, is approved.

3. That The York Water Company is granted a temporary waiver of Tariff Rule 3.4, which will expire upon the effective date of the tariff supplement required in Ordering Paragraph 4.

4. That The York Water Company is required to file a tariff supplement consistent with the Joint Petition for Settlement and the Commission's final Order in this

⁷ *Joint Application of West Penn Power Company and Airco Carbon Division, BOC Group, Inc., for Temporary Waiver of Maximum Electrical Demand Provisions of Utility Tariff for Temporary Provision of Electric Service to Airco Carbon Division, BOC Group, Inc.'s St. Marys, Pennsylvania Facility*, Docket No. A-111250F009, 1987 Pa. PUC LEXIS 319; 63 Pa. PUC 557 (Order Entered April 16, 1987).

matter within seven (7) days of entry of this Order, and which will be effective upon three (3) days' notice.

5. That The York Water Company will serve its tariff supplement on the Joint Petitioners, who will have three (3) days to object to the tariff as inconsistent with the Joint Petition for Settlement and the Commission's final Order.

6. That The York Water Company be permitted to book costs related to customer-owned lead service line replacements to a regulatory asset account.

7. That The York Water Company shall provide to the Joint Petitioners and to the Commission an annual report on the number of Company-owned service lines replaced, and the cost of replacements, broken down by customer rate class (i.e., residential, commercial, industrial).

8. That The York Water Company shall provide to the Joint Petitioners and to the Commission an annual accounting of the cost of the tap water billing credit provided pursuant to paragraphs 3(a)(i)(c) and (b)(iii) of the Consent Order And Agreement with the DEP dated December 23, 2016, attached as Exhibit A to the Settlement.

9. That The York Water Company shall provide the Joint Petitioners with a copy of the evaluation of its corrosion control treatment system that it is required to perform under paragraph 3(f) of the Consent Order and Agreement with DEP.

10. That The York Water Company shall search for opportunities for low or no cost funding of the cost of replacement of lead customer-owned services, including grants and loans. Any grants obtained for payment of replacement of lead customer-owned services shall be booked to the regulatory asset account, as an offset to costs. The York Water Company shall include information regarding any funding it receives in its annual

line replacement report provided to the Joint Petitioners and Commission. If no funding is available, The York Water Company shall include any evidence of attempts to obtain said funding.

11. That The York Water Company shall undertake appropriate customer outreach efforts to advise customers to check their services for the possibility of lead. Upon receipt of a customer report of a customer-owned lead service line, The York Water Company will dispatch The York Water Company personnel to check the report and, if appropriate, to offer a kit for the customer to take a water sample that will then be tested for lead by The York Water Company. If the result of The York Water Company's inspection confirms a customer-owned lead service line, then The York Water Company shall proceed with replacement as described in the Joint Petition for Settlement. The York Water Company shall report on its outreach efforts and results to the Joint Petitioners and the Commission every six months.

12. That the Bureau of Technical Utility Services shall monitor The York Water Company's annual reporting in conjunction with the Joint Petition for Settlement, as modified by this Order.

13. That this docket be marked closed.

BY THE COMMISSION,

Rosemary Chiavetta
Secretary

(SEAL)

ORDER ADOPTED: March 2, 2017

ORDER ENTERED: March 8, 2017

Service Order Number	Sum of Val/COArea Croy
90386380	1,144.19
Labor	630.96
Labor Overhead	273.52
Materials & Supplies	239.71
90395253	1,178.75
Labor	657.25
Labor Overhead	277.24
Materials & Supplies	244.26
90396710	1,123.62
Labor	635.80
Labor Overhead	272.74
Materials & Supplies	215.08
90402274	1,160.57
Labor	640.64
Labor Overhead	291.48
Materials & Supplies	228.45
90405704	1,034.66
Labor	630.96
Labor Overhead	270.27
Materials & Supplies	133.42
90409034	849.13
Labor	449.35
Labor Overhead	213.54
Materials & Supplies	186.24
90410339	1,201.16
Labor	578.38
Labor Overhead	256.98
Materials & Supplies	365.80
90412141	1,016.30
Labor	630.96
Labor Overhead	261.16
Materials & Supplies	124.18
90417025	869.84
Labor	473.22
Labor Overhead	178.14
Materials & Supplies	218.48
90422117	796.60
Labor	374.64
Labor Overhead	181.89
Materials & Supplies	240.07
90425050	1,153.45
Labor	630.96
Labor Overhead	265.33
Materials & Supplies	257.16
90425051	1,056.38
Labor	630.96
Labor Overhead	262.65
Materials & Supplies	162.77
90428617	988.45
Labor	420.64
Labor Overhead	163.52
Materials & Supplies	402.29
Grand Total	13,571.09

MAWC southwest MO locations

Indirect costs at 9.30% 1,262.11
total= 14,833.20

MAWC southwest operations
Schedule JAM-r6

Statement 1024

PO# 5000074747



April 2017
 Missouri American Water Company
 P.O. Box 5605
 Cherry Hill, NJ 08034

Vendor # 120765
tammv.gleaves@amwater.com

Address and Description of Work	Amount
9215 Penn - Replace 5/8" Setter, Replace 21" Meter Tile, ring and lid	\$ 1,950.00
1002 North 4th Street - Replace 5/8" Setter, Replace Meter tile, ring and lid	\$ 1,950.00
2722 South 19th Street - Complete Replacement Service	\$ 4,259.99
2226 Seneca - Complete Replacement Service	\$ 4,956.18
Material: \$1429.79	
Labor: \$11186.38	
Paving: \$500.00	
	Subtotal 13116.17
	Tax 0.00
	Total Due \$ 13,116.17

www.mconunderground.com
 Thank you for your business!

1703

Comprehensive Head Replacement Services			
Address	Total Cost	Contract Side	Customer Side
2627 Delaware Street	\$ 4,440.00	\$ 1,900.00	\$ 2,540.00
2834 Doniphan Street	\$ 4,307.05	\$ 2,450.00	\$ 1,857.05
1218 North 26th Street	\$ 5,102.69	\$ 2,450.00	\$ 2,652.69
914 Main Street	\$ 3,618.00	\$ 2,450.00	\$ 1,168.00
722 Mount Mora	\$ 6,860.00	\$ 2,450.00	\$ 4,410.00
427 North 21st Street	\$ 5,158.25	\$ 2,450.00	\$ 2,708.25
2722 South 19th Street	\$ 4,259.99	\$ 2,100.00	\$ 2,159.99
2226 Seneca Street	\$ 4,956.18	\$ 2,100.00	\$ 2,856.18



JEFFERSON CITY CENTRAL OPERATIONS

Page: 1 of 3

AMERICAN WATER
PURCHASE ORDER

BILL TO:
Missouri American Water
P.O. Box 5605
Cherry Hill, NJ 08034
866.777.8426 (opt 3,2,1)

P.O. Number: 5000077193
Date: 05/31/2017

VENDOR #: 101065
STOCKMAN CONSTRUCTION CORP
2021 Idlewood Rd
Jefferson City, MO 65109-2163

REQUESTOR: Jacobi Robin
673-473-7840
Robin.Jacobi@amwater.com

SHIP-TO: Jefferson City Dist
221 Brooks St
Jefferson City, MO 65109-1310

TERMS: Terms of payment: Net 45 Days

Item	Part No.	Description	Vendor Mat. No.	Quantity	Unit	Unit Price	Item Total
00010		526 E Capitol Ave		1	1 AU	\$ 2,545.10	\$ 2,545.10

DELIVERY QUANTITY: 1 Activ.unit

REQUESTED DELIVERY DATE: 05/31/2017
Total net value excluding tax USD \$ 2,545.10

SPECIAL INSTRUCTIONS:

1. CONTACT THE AMERICAN WATER REQUESTOR IF DELIVERY WILL NOT BE COMPLETED BY THE REQUESTED DELIVERY DATE
 2. AN ORDER ACKNOWLEDGEMENT IS TO BE SENT TO THE REQUESTOR LISTED ABOVE
 3. INVOICE(S) MUST SHOW P.O. NUMBER AND BE SUBMITTED IN ACCORDANCE WITH THE VENDORS AGREEMENT
 4. SHOW P.O. NUMBER AND APPLICABLE ITEM NUMBER(S) ON PACKAGES, INVOICES, PACKING LISTS, BILLS OF LADING AND ORDER ACKNOWLEDGEMENTS
- THIS PURCHASE IS AUTHORIZED SUBJECT TO THE TERMS AND CONDITIONS OF OUR AGREEMENT, (AGREEMENT NUMBER) AND ANY APPLICABLE STATEMENT(S) OF WORK.

M&M Trenching & Excavating
 P.O. Box 156
 MO 65265

MEXICO
 CENTRAL OPERATIONS

Invoice

Date Invoice #
 3/20/2017 9608

PO # S000067584

Bill To
 Missouri American Water
 506 S. Western
 Mexico, MO 65265

Job Address
 422 W Vine
 Mexico, MO

72
 931024

Jodi.Johnson@amwater.com

Date Completed Leak Report No.
 3/16/2017 8684/8632

Description	Qty	Rate	Standard Pricing	Amount
Replace lead service line				
Replace Long 3/4" service line	1		1084.00	0.00
Replace Single 3/4" meter setting	1		562.00	0.00
Hrs. Backhoe	6	68.50		411.00
Hrs. Service Truck	6	25.00		150.00
Generator w/ Tools and/or Lights	6	35.00		210.00
Hrs. Labor	12	35.00		420.00
Supervisor	6	40.00		240.00
Horizontal Boring	50	5.00		250.00
				1,681.00
Ft. of 3/4" copper pipe	4	7.90		31.60T
Ft. of tracer wire	50	0.25		12.50T
3/4 Corp nut w/ gasket	1	10.55	DOE # S000065117/	10.55T
3/4" Stiffener	3	2.50	1000454242	7.50T
				62.15
Return to level, seed, & straw	1	85.00		85.00
Labor Rate		0.00	1765.00 *20	0.00
Parts Rate		0.00	62.15 *10	0.00
Sales Tax		8.60%		5.34

WBS: R17-10HI.17-P-0001
 G/L: 53150000

DO # S000065117/
 1000454242

PF 3.27.17

Total \$1,833.49

M&M Trenching & Excavating

P.O. Box 156
 MO 65265

MEXICO

Invoice

Date 3/20/2017 Invoice # 9605

PO# 5000067584

Bill To
 Missouri American Water
 506 S. Western
 Mexico, MO 65265

Job Address
 1002 Emmons
 Mexico, MO

42
 846761

Jodi.Johnson@amwater.com

Date Completed 3/16/2017 Leak Report No. 8659/8632

Description	Qty	Rate	Standard Pricing	Amount
Replace lead service				
Replace Short 3/4" Service	1		477.00	0.00
Replace Single 3/4" meter setting	1		562.00	0.00
Hrs. Service Truck	4	25.00		100.00
Hrs. Backhoe	4	68.50		274.00
Generator w/ Tools and/or Lights	4	35.00		140.00
Hrs. Labor	8	35.00		280.00
Supervisor	4	40.00		160.00
				954.00
Ft. of 3/4" copper pipe	1	7.90	Doc # 5000367249/ 1000463362	7.90T 7.90
Return to level, seed, & straw	1	85.00		85.00
Labor Rate		0.00	1039.00 *20	0.00
Parts Rate		0.00	7.90 *10	0.00
Sales Tax		8.60%		0.68

Doc # 5000367249/
1000463360

WES: PIT-10M1,17-P-0001
 G/L: 53150000

PK 4-26-17

Total \$1,047.58

O.J. LAUGHLIN
SINCE 1951
PLUMBING COMPANY
Inc.

ST. LOUIS
 OPERATIONS

invoice

INVOICE NO. 3172181

306 Saint Louis Avenue
 VALLEY PARK, MISSOURI 63088

636-225-0892 314-861-7327

BILL TO:
 Missouri American Water Co
 PO Box 5605
 Cherry Hill, NJ 08034

JOB:
 MAWC - Wallinca Terrace
 PO#: 5000073404
 Clayton, MO 63105

A COMPLETE PLUMBING SERVICE ~ SINCE 1951 ~ REPAIRS ~ REMODELING ~ RESIDENTIAL ~ COMMERCIAL ~ DESIGN/BUILD

CUSTOMER	PURCHASE ORDER NO.	SERVICE TECH.	JOB#	TERMS	INVOICE DATE	PAGE
MAWC		MAWC	173023	net due upon receipt	5/25/17	1
QUANTITY	DESCRIPTION			UNIT PRICE	AMOUNT	

444 Carswold

To furnish labor and material to replace lead water service to house.

1	1" Flared Angle Stop	53.56	53.56
2	1" Copper M - FIP Adapter	13.95	27.90
1	1" Copper Reducing Tee	20.47	20.47
1	1/2" Boiler Drain / Hose Bibb	11.11	11.11
1	1" Watts Pressure Reducing Valve / AUB - LF	181.95	181.95
2	1" Copper Fittings (90-45-Couplings)	4.93	9.86
3	1" Copper Fittings (St. 90 - St. 45)	17.08	51.24
2	Universal Slider Brackets	7.40	14.80
1	1" Copper Reducer / Bushing	6.67	6.67
15	1-1/2" Copper Fittings (St. 90 - St. 45)	26.33	394.95
1	1/2" Brass Cap	3.14	3.14
1	Brass Nipple 1/2x4"	16.58	16.58
1	Usage Of String Solder & Paste	5.51	5.51
2	B-Tank (Usage)	5.51	11.02
1	1" Flared Tee Head	89.58	89.58
1	3/4" Meter Yoke	114.81	114.81
1	Fibre Meter Box	96.25	96.25
1	Meter Cover or Lid	50.46	50.46

*Thank You For
 Your Business*

Visit us at our website
www.ojlaughlinplumbing.com

SUBTOTAL	
TOTAL	

SEE REVERSE SIDE FOR LIEN CLAUSE

O.J. LAUGHLIN
SINCE 1951
PLUMBING COMPANY
Inc.

306 Saint Louis Avenue
 VALLEY PARK, MISSOURI 63088

invoice

INVOICE NO. 3172181

636-225-0992 314-981-7327

BILL TO:
 Missouri American Water Co
 PO Box 5605
 Cherry Hill, NJ 08034

JOB:
 MAWC - Wallinca Terrace
 PO#: 5000073404
 Clayton, MO 63105

A COMPLETE PLUMBING SERVICE ~ SINCE 1951 ~ REPAIRS ~ RE-ROOFING ~ RESIDENTIAL ~ COMMERCIAL ~ DESIGN/BUILD

CUSTOMER	PURCHASE ORDER NO.	SERVICE TECH.	JOB #	TERMS	INVOICE DATE	PAGE
MAWC		MAWC	173023	net due upon receipt	5/25/17	2

QUANTITY	DESCRIPTION	UNIT PRICE	AMOUNT
1	St. Louis County Stop-Box	32.87	32.87
1	1" Flared Angle Stop	53.56	53.56
220	1" Type K Soft Copper	4.35	957.00
1	Usage of Quik Plug	16.90	16.90
	Total Material and Other		2,220.19
1	Permit	60.00	60.00*
1	Trench Safety and Protection	75.00	75.00*
1	Compactor Usage	45.00	45.00*
1	Concrete Saw Per Day	350.00	350.00*
1	Skidsteer Per Day	350.00	350.00*
1	Mini-Excavator Per Day	350.00	350.00*
200	Bore @ \$25.00 Per Foot	25.00	5,000.00*
12	Plumber At \$118.00 Per Hour	118.00	1,416.00*
3.5	Plumber OT At \$140.00 Per Hour	140.00	490.00*
6	Laborer with Service Truck @ \$89.00 Per Hour	89.00	534.00*
0.5	Laborer with Service Truck OT @ \$108.00 Per Hour	108.00	54.00*
8	Operator At \$83.00 Per Hour	83.00	664.00*
0.5	Operator OT At \$120.00 Per Hour	120.00	60.00*
	Total Labor		9,448.00

* means item is non-taxable

*Thank You For
 Your Business*

Visit us at our website
www.ojlaughlinplumbing.com

SALE AMOUNT	11,668.19
8.11% Tax	180.06
TOTAL	\$11,848.25

SEE REVERSE SIDE FOR LIEN CLAUSE

MAWC southwest operations
 Schedule JAM-r6

O.J. LAUGHLIN
SINCE 1951
PLUMBING COMPANY
Inc.

306 Saint Louis Avenue
 VALLEY PARK, MISSOURI 63088

636-225-0882 314-961-7327

invoice

INVOICE NO. 3172160

BILL TO:
 Missouri American Water Co
 PO Box 5605
 Cherry Hill, NJ 08034

JOB:
 MAWC - Walinca Terrace
 PO#: 5000073404
 Clayton, MO 63105

COMPLETE PLUMBING SERVICE - SINCE 1951 - REPAIRS - REMODELING - RESIDENTIAL - COMMERCIAL - DESIGN/BUILD

CUSTOMER	PURCHASE ORDER NO.	SERVICE TECH.	JOB	TERMS	INVOICE DATE	PAGE
MAWC		MAWC	173023	net due upon receipt	5/25/17	1
QUANTITY	DESCRIPTION			UNIT PRICE	AMOUNT	

452 Carswold

To furnish labor and material to replace lead water service to house.

2	1" Flared Angle Stop	53.56	107.12
2	1" Copper M - FIP Adapter	13.95	27.90
2	1" Copper Reducing Tee	20.47	40.94
1	1" Watts Pressure Reducing Valve / AUB - LF	181.95	181.95
3	1" Copper Fittings (90-45-Couplings)	4.93	14.79
1	1" Copper Fittings (St. 90 - St. 45)	17.08	17.08
1	1/2" Boiler Drain / Hose Bibb	11.11	11.11
10	1" Type M Hard Copper	4.42	44.20
1	3/4" Plug (Square Head) / Cap	3.21	3.21
1	Usage Of String Solder & Paste	5.51	5.51
2	B-Tank (Usage)	5.51	11.02
1	1" Flared Tee Head	89.58	89.58
1	3/4" Meter Yoke	114.81	114.81
1	Fibre Meter Box	96.25	96.25
1	Meter Cover or Lid	50.46	50.46
1	St. Louis County Stop-Box	32.87	32.87
100	1" Type K Soft Copper	4.35	435.00
1	Usage of Quick Plug	16.90	16.90

Thank You For Your Business

Visit us at our website
www.ojlaughlinplumbing.com

SALE AMOUNT	
TOTAL	

SEE REVERSE SIDE FOR LIEN CLAUSE



308 Saint Louis Avenue
 VALLEY PARK, MISSOURI 63088

636-225-0892 314-881-7327

invoice

INVOICE NO. 3172180

BILL TO:
 Missouri American Water Co
 PO Box 5605
 Cherry Hill, NJ 08034

JOB:
 MAWC - Wallinca Terrace
 PO#: 5000073404
 Clayton, MO 63105

A COMPLETE PLUMBING SERVICE ~ SINCE 1951 ~ REPAIRS ~ REMODELING ~ RESIDENTIAL ~ COMMERCIAL ~ DESIGN/BUILD

CUSTOMER	PURCHASE ORDER NO.	SERVICE TECH	JOB#	TERMS	INVOICE DATE	PAGE
MAWC		MAWC	173023	net due upon receipt	5/25/17	2
QUANTITY	DESCRIPTION			UNIT PRICE	AMOUNT	

				Total Material and Other	1,300.70
1		Permit	60.00	60.00*	
1		Concrete Saw Per Half Day	175.00	175.00*	
1		Trench Safety and Protection	75.00	75.00*	
1		Compactor Usage	45.00	45.00*	
1		Skidsteer Per Day	350.00	350.00*	
1		Mini-Excavator Per Day	350.00	350.00*	
75		Bore @ \$25.00 Per Foot	25.00	1,875.00*	
11.5		Plumber At \$118.00 Per Hour	118.00	1,357.00*	
3.5		Plumber OT At \$140.00 Per Hour	140.00	490.00*	
6		Laborer with Service Truck @ \$89.00 Per Hour	89.00	534.00	
0.5		Laborer with Service Truck OT @ \$108.00 Per Hour	108.00	54.00*	
8		Operator At \$83.00 Per Hour	83.00	664.00*	
0.5		Operator OT At \$120.00 Per Hour	120.00	60.00*	
			Total Labor	6,089.00	

* means item is non-taxable

*Thank You For
Your Business*

Visit us at our website
www.ojlaughlinplumbing.com

SALE AMOUNT	7,389.70
8.11% Tax	148.79
TOTAL	\$7,538.49

SEE REVERSE SIDE FOR LIEN CLAUSE

MAWC southwest operations
 Schedule JAM-r6

O.J. LAUGHLIN
SINCE 1911
PLUMBING COMPANY
Inc.

306 Saint Louis Avenue
 VALLEY PARK, MISSOURI 63088

636-225-0992 314-961-7327

invoice

INVOICE NO. 3172179

BILL TO:
 Missouri American Water Co
 PO Box 5605
 Chery Hill, NJ 08034

JOB:
 MAWC - Wallinca Terrace
 PO#: 5000073404
 Clayton, MO 63105

A COMPLETE PLUMBING SERVICE ~ SINCE 1851 ~ REPAIRS ~ REMODELING ~ RESIDENTIAL ~ COMMERCIAL ~ DESIGN/BUILD

CUSTOMER	PURCHASE ORDER / JO	SERVICE TECH	JOB#	TERMS	INVOICE DATE	PAGE
MAWC		MAWC	173023	net due upon receipt	5/25/17	1

QUANTITY	DESCRIPTION	UNIT PRICE	AMOUNT
----------	-------------	------------	--------

456 Carswold

To furnish labor and material to replace lead water service to house.

1	1" Flared Tee Head	89.58	89.58
1	3/4" Meter Yoke	114.81	114.81
1	Fibre Meter Box	96.25	96.25
1	Meter Cover or Lid	50.46	50.46
1	St. Louis County Stop-Box	32.87	32.87
1	1" Flared Angle Stop	53.56	53.56
6	1" Type K Soft Copper	4.35	26.10
	Total Material and Other		463.63
1	Permit	60.00	60.00*
2	Plumber At \$118.00 Per Hour	116.00	236.00*
2	Laborer with Service Truck @ \$89.00 Per Hour	89.00	178.00*
	Total Labor		474.00

* means item is non-taxable

SALE AMOUNT	937.63
8.11% TAX	37.60
TOTAL	\$975.23

*Thank You For
 Your Business*

Visit us at our website
www.ojlaughlinplumbing.com

SEE REVERSE SIDE FOR LIEN CLAUSE



306 Saint Louis Avenue
 VALLEY PARK, MISSOURI 63088

636-225-0992 314-961-7327

invoice

INVOICE NO. 3172182

BILL TO:
 Missouri American Water Co
 PO Box 5605
 Cherry Hill, NJ 08034

JOB:
 MAWC - Walinca Terrace
 PO#: 5000073404
 Clayton, MO 63105

A COMPLETE PLUMBING SERVICE ~ SINCE 1951 ~ REPAIRS ~ REMODELING ~ RESIDENTIAL ~ COMMERCIAL ~ DESIGN/BUILD

CUSTOMER	PURCHASE ORDER NO.	SERVICE TECH.	JOB#	TERMS	INVOICE DATE	PAGE
MAWC		MAWC	173023	net due upon receipt	5/25/17	1
QUANTITY	DESCRIPTION			UNIT PRICE	AMOUNT	

7648 Walinca
 To furnish labor and material to replace lead water service to house.

2	1" Flared Angle Stop	53.56	107.12
1	1" Copper M - FIP Adapter	13.95	13.95
2	1" Copper Reducer / Bushing	6.67	13.34
2	1/2" Copper M - FIP Adapter	3.35	6.70
1	1" Copper Reducing Tee	20.47	20.47
3	1" Copper Fittings (90-45-Couplings)	4.93	14.79
1	1" Copper Fittings (St. 90 - St. 45)	17.08	17.08
20	1" Type M Hard Copper	4.42	88.40
2	B-Tank (Usage)	5.51	11.02
1	Usage Of String Solder & Paste	5.51	5.51
1	1" Flared Tee Head	89.58	89.58
1	3/4" Meter Yoke	114.81	114.81
1	Fibre Meter Box	96.25	96.25
1	Meter Cover or Lkd	50.46	50.46
1	St. Louis County Stop-Box	32.87	32.87
100	1" Type K Soft Copper	4.35	435.00
1	Usage of Quick Plug	16.90	16.90
	Total Material and Other		1,134.25
1	Permit	60.00	60.00*

Thank You For Your Business

Visit us at our website
www.ojlaughlinplumbing.com

SALE AMOUNT	
TOTAL	

SEE REVERSE SIDE FOR LIEN CLAUSE

O.J. LAUGHLIN
EST. 1951
PLUMBING COMPANY
Inc.

306 Saint Louis Avenue
 VALLEY PARK, MISSOURI 63088

636-225-0992 314-961-7327

invoice

INVOICE NO. 3172182

BILL TO:
 Missouri American Water Co
 PO Box 5605
 Cherry Hill, NJ 08034

JOB:
 MAWC - Walinca Terrace
 PO#: 5000073404
 Clayton, MO 63105

A COMPLETE PLUMBING SERVICE - SINCE 1951 - REPAIRS - REMODELING - RESIDENTIAL - COMMERCIAL - DESIGN/BUILD

CUSTOMER	PURCHASE ORDER NO.	SERVICE TECH.	JOB#	TERMS	INVOICE DATE	PAGE
MAWC		MAWC	173023	net due upon receipt	5/25/17	2

QUANTITY	DESCRIPTION	UNIT PRICE	AMOUNT
1	Trench Safety and Protection	75.00	75.00*
1	Compactor Usage	45.00	45.00*
1	Concrete Saw Per Half Day	175.00	175.00*
1.5	Mini-Excavator Per Day	350.00	525.00*
1	Skidsteer Per Day	350.00	350.00*
75	Bore @ \$25.00 Per Foot	25.00	1,875.00*
11.5	Plumber At \$118.00 Per Hour	118.00	1,357.00*
13	Plumber OT At \$140.00 Per Hour	140.00	1,820.00*
8	Laborer with Service Truck @ \$89.00 Per Hour	89.00	712.00*
8	Operator At \$83.00 Per Hour	83.00	664.00*
3	Operator OT At \$120.00 Per Hour	120.00	360.00*
	Total Labor		8,018.00

* means item is non-taxable

*Thank You For
 Your Business*

Visit us at our website
www.ojlaughlinplumbing.com

SUBTOTAL	9,152.25
8.11% Tax	91.99
TOTAL	\$9,244.24

SEE REVERSE SIDE FOR LIEN CLAUSE

O.J. LAUGHLIN
 SPECIALTY
PLUMBING COMPANY
Inc.

306 Saint Louis Avenue
 VALLEY PARK, MISSOURI 63088

636-225-0892 314-981-7327

ST. LOUIS
 OPERATIONS **invoice**
 INVOICE NO. 3172230

BILL TO:
 Missouri American Water Co
 PO Box 5605
 Cherry Hill, NJ 08034

JOB:
 MAWC - Edgewood Dr.
 PO#: 5000073398
 Clayton, MO 63105

A COMPLETE PLUMBING SERVICE ~ SINCE 1861 ~ REPAIRS ~ REMODELING ~ RESIDENTIAL ~ COMMERCIAL ~ DESIGN/BUILD

CUSTOMER	PURCHASE ORDER NO.	SERVICE TECH.	JOB#	TERMS	KNOW DATE	PAGE
MAWC		MAWC	173024	net due upon receipt	5/31/17	1

QUANTITY	DESCRIPTION	UNIT PRICE	AMOUNT
----------	-------------	------------	--------

420 Edgewood

To furnish labor and material to replace lead water service to house.

1	1" Flared Tee Head	89.58	89.58
1	3/4" Meter Yoke	114.81	114.81
1	Fibre Meter Box	96.25	96.25
1	Meter Cover or Lid	50.46	50.46
1	St. Louis County Stop-Box	32.87	32.87
1	1" Flared Angle Stop	53.56	53.56
100	1" Type K Soft Copper	4.35	435.00
1	Usage of Quick Plug	16.90	16.90
1	1" Flared Angle Stop	53.56	53.56
1	1" Copper M - FIP Adapter	13.95	13.95
1	1" Copper Fittings (90-45-Couplings)	4.93	4.93
1	1" Copper Reducing Tee	20.47	20.47
10	1" Type M Hard Copper	4.42	44.20
1	Usage Of String Solder & Paste	5.51	5.51
1	B-Tank (Usage)	5.51	5.51
1	3/4" C x C Copper Cap	2.18	2.18
1	1/2" Brass Cap	3.14	3.14
1	Brass Nipple 1/2x4"	16.58	16.58
	Total Material and Other		1,059.46

<p><i>Thank You For Your Business</i></p> <p>Visit us at our website www.ojlaughlinplumbing.com</p>	SALE AMOUNT	
	TOTAL	

SEE REVERSE SIDE FOR LIEN CLAUSE

O.J. LAUGHLIN
SINCE 1961
PLUMBING COMPANY
Inc.

306 Saint Louis Avenue
 VALLEY PARK, MISSOURI 63088

636-225-0992 314-961-7327

invoice

INVOICE NO. 3172230

BILL TO:

Missouri American Water Co
 PO Box 5605
 Cherry Hill, NJ 08034

JOB:

MAWC - Edgewood Dr.
 PO#: 500073398
 Clayton, MO 63105

A COMPLETE PLUMBING SERVICE ~ SINCE 1961 ~ REPAIRS ~ REMODELING ~ RESIDENTIAL ~ COMMERCIAL ~ DESIGN/BUILD

CUSTOMER	PURCHASE ORDER NO.	SERVICE TECH.	JOB#	TERMS	INVOICE DATE	PAGE
MAWC		MAWC	173024	net due upon receipt	5/31/17	2
QUANTITY	DESCRIPTION			UNIT PRICE	AMOUNT	

1	Permit	60.00	60.00*
1	Trench Safety and Protection	75.00	75.00*
1	Compactor Usage	45.00	45.00*
1	1 Hour Concrete Saw Usage	45.00	45.00*
1	Dump Fee	70.00	70.00*
80	Bore @ \$25.00 Per Foot	25.00	2,000.00*
1	Skidsteer Per Day	350.00	350.00*
1	Mini-Excavator Per Day	350.00	350.00*
1	Dump Truck Per Day	350.00	350.00*
15	Plumber At \$118.00 Per Hour	118.00	1,770.00*
3	Plumber OT At \$140.00 Per Hour	140.00	420.00*
9	Laborer with Service Truck @ \$89.00 Per Hour	89.00	801.00*
1	Laborer with Service Truck OT @ \$108.00 Per Hour	108.00	108.00*
3	Operator At \$83.00 Per Hour	83.00	249.00*
1	Operator OT At \$120.00 Per Hour	120.00	120.00*
	Total Labor		6,813.00

* means item is non-taxable

*Thank You For
 Your Business*

Visit us at our website
www.ojlaughlinplumbing.com

SALE AMOUNT	7,872.46
8.11% Tax	85.92
TOTAL	\$7,958.38

SEE REVERSE SIDE FOR LIEN CLAUSE

O.J. LAUGHLIN
Since 1921
PLUMBING COMPANY
Inc.

306 Saint Louis Avenue
 VALLEY PARK, MISSOURI 63088

636-225-0992

314-961-7327

invoice

INVOICE NO. 3172231

BILL TO:

Missouri American Water Co
 PO Box 5605
 Cherry Hill, NJ 08034

JOB:

MAWC - Edgewood Dr.
 PO#: 5000073398
 Clayton, MO 63105

A COMPLETE PLUMBING SERVICE ~ SINCE 1921 ~ REPAIRS ~ REMODELING ~ RESIDENTIAL ~ COMMERCIAL ~ DESIGN/BUILD

CUSTOMER	PURCHASE ORDER NO.	SERVICE TECH.	JOB #	TERMS	INVOICE DATE	PAGE
MAWC		MAWC	173024	net due upon receipt	5/31/17	1
QUANTITY	DESCRIPTION			UNIT PRICE	AMOUNT	

416 Edgewood

To furnish labor and material to replace lead water service to house.

1	1" Flared Tee Head	89.58	89.58
1	3/4" Meter Yoke	114.81	114.81
1	Fibre Meter Box	96.25	96.25
1	Meter Cover or Lid	50.46	50.46
1	St. Louis County Stop-Box	32.87	32.87
1	1" Flared Angle Stop	53.56	53.56
50	1" Type K Soft Copper	4.35	217.50
1	1" Flared Angle Stop	53.56	53.56
1	1" Copper M - FIP Adapter	13.95	13.95
2	1" Copper Fittings (90-45-Couplings)	4.93	9.86
10	1" Type M Hard Copper	4.42	44.20
1	1/2" Plug (Square Head)	9.80	9.80
1	Usage Of String Solder & Paste	5.51	5.51
1	B-Tank (Usage)	5.51	5.51
1	Usage of Quick Plug	16.90	16.90
Total Material and Other			814.32
1	Permit	60.00	60.00*
1	Trench Safety and Protection	75.00	75.00*
1	Compactor Usage	45.00	45.00*

*Thank You For
 Your Business*

Visit us at our website
www.ojlaughlinplumbing.com

SALE AMOUNT	
TOTAL	

SEE REVERSE SIDE FOR LIEN CLAUSE

MAWC southwest operations
 Schedule JAM-r6

O.J. LAUGHLIN
Since 1931
PLUMBING COMPANY
Sinc.

306 Saint Louis Avenue
 VALLEY PARK, MISSOURI 63088

636-225-0992 314-981-7327

invoice

INVOICE NO. 3172231

BILL TO:
 Missouri American Water Co
 PO Box 5605
 Cherry Hill, NJ 08034

JOB:
 MAWC - Edgewood Dr.
 PO#: 5000073398
 Clayton, MO 63105

A COMPLETE PLUMBING SERVICE ~ SINCE 1931 ~ REPAIRS ~ REMODELING ~ RESIDENTIAL ~ COMMERCIAL ~ DESIGN/BUILD

CUSTOMER	PURCHASE ORDER NO.	SERVICE TECH	JOB#	TERMS	INVOICE DATE	PAGE
MAWC		MAWC	173024	net due upon receipt	5/31/17	2

QUANTITY	DESCRIPTION	UNIT PRICE	AMOUNT
1	1 Hour Concrete Saw Usage	45.00	45.00*
30	Bore @ \$25.00 Per Foot	25.00	750.00*
8	Skidsteer Per Day	350.00	2,800.00*
1	Mini-Excavator Per Day	350.00	350.00*
12	Plumber At \$118.00 Per Hour	118.00	1,416.00*
2	Plumber OT At \$140.00 Per Hour	140.00	280.00*
6	Laborer with Service Truck @ \$89.00 Per Hour	89.00	534.00*
3	Operator At \$83.00 Per Hour	83.00	249.00*
0.5	Operator OT At \$120.00 Per Hour	120.00	60.00*
	Total Labor		6,664.00

* means item is non-taxable

*Thank You For
 Your Business*

Visit us at our website
www.ojlaughlinplumbing.com

SALE AMOUNT	7,478.32
8.11% Tax	66.04
TOTAL	\$7,544.36

SEE REVERSE SIDE FOR LIEN CLAUSE

O.J. LAUGHLIN
Since 1951
PLUMBING COMPANY
Inc.

308 Saint Louis Avenue
 VALLEY PARK, MISSOURI 63088

636-225-0992 314-961-7327

invoice

INVOICE NO. 3172232

BILL TO:
 Missouri American Water Co
 PO Box 5605
 Cherry Hill, NJ 08034

JOB:
 MAWC - Edgewood Dr.
 PO#: 5000073398
 Clayton, MO 63105

A COMPLETE PLUMBING SERVICE - SINCE 1951 - REPAIRS - REMODELING - RESIDENTIAL - COMMERCIAL - DESIGN/BUILD

CUSTOMER	PURCHASE ORDER NO.	SERVICE TECH.	JOB	TERMS	INVOICE DATE	PAGE
MAWC		MAWC	173024	net due upon receipt	5/31/17	1
QUANTITY	DESCRIPTION			UNIT PRICE	AMOUNT	

318 Edgewood

To furnish labor and material to replace lead water service to house.

1	1" Flared Tee Head	89.58	89.58
1	3/4" Meter Yoke	114.81	114.81
1	Fibre Meter Box	96.25	96.25
1	Meter Cover or Lid	50.46	50.46
1	St. Louis County Stop-Box	32.87	32.87
1	1" Flared Angle Stop	53.56	53.56
100	1" Type K Soft Copper	4.35	435.00
1	Usage of Quick Plug	16.90	16.90
1	1" Flared Angle Stop	53.56	53.56
1	1" Copper M - FIP Adapter	13.95	13.95
1	1" Copper Fittings		
	(90-45-Couplings)	4.93	4.93
1	1" Copper Fittings		
	(St. 90 - St. 45)	17.08	17.08
1	1" Copper Reducer / Bushing	6.67	6.67
2	1" Type M Hard Copper	4.42	8.84
1	1/2" Plug (Square Head)	9.80	9.80
1	Usage Of String Solder & Paste	5.51	5.51
1	B-Tank (Usage)	5.51	5.51
Total Material and Other			1,015.28

*Thank You For
 Your Business*

Visit us at our website
www.ojlaughlinplumbing.com

SALE AMOUNT	
TOTAL	

SEE REVERSE SIDE FOR LIEN CLAUSE

MAWC southwest operations
 Schedule JAM-r6

O.J. LAUGHLIN
SINCE 1961
PLUMBING COMPANY
Inc.

306 Saint Louis Avenue
 VALLEY PARK, MISSOURI 63088

636-225-0992 314-881-7327

invoice

INVOICE NO. 3172232

BILL TO:

Missouri American Water Co
 PO Box 5605
 Cherry Hill, NJ 08034

JOB:

MAWC - Edgewood Dr.
 PO#: 5000073398
 Clayton, MO 63105

A COMPLETE PLUMBING SERVICE - SINCE 1961 - REPAIRS - RENOVATING - RESIDENTIAL - COMMERCIAL - DESIGN/BUILD

CUSTOMER	PURCHASE ORDER NO.	SERVICE TECH	JOB	TERMS	INVOICE DATE	PAGE
MAWC		MAWC	173024	net due upon receipt	5/31/17	2
QUANTITY	DESCRIPTION			UNIT PRICE	AMOUNT	

1	Permit	60.00	60.00*
1	Trench Safety and Protection	75.00	75.00*
1	Compactor Usage	45.00	45.00*
1	1 Hour Concrete Saw Usage	45.00	45.00*
80	Bore @ \$25.00 Per Foot	25.00	2,000.00*
1	Skidsteer Per Day	350.00	350.00*
1	Mini-Excavator Per Day	350.00	350.00*
15	Plumber At \$118.00 Per Hour	118.00	1,770.00*
3	Plumber OT At \$140.00 Per Hour	140.00	420.00*
9	Laborer with Service Truck @ \$89.00 Per Hour	89.00	801.00*
1	Laborer with Service Truck OT @ \$108.00 Per Hour	108.00	108.00*
3	Operator At \$83.00 Per Hour	83.00	249.00*
0.5	Operator OT At \$120.00 Per Hour	120.00	60.00*
	Total Labor		6,333.00

* means item is non-taxable

*Thank You For
 Your Business*

Visit us at our website
www.ojlaughlinplumbing.com

SALE AMOUNT	7,348.28
8.11% Tax	82.34
TOTAL	\$7,430.62

SEE REVERSE SIDE FOR LIEN CLAUSE

Schedule JAM-r2
Page 176 of 276

MAWC-southwest operations
 Schedule JAM-r6

O.J. LAUGHLIN
SINCE 1951
PLUMBING COMPANY
Inc.

308 Saint Louis Avenue
 VALLEY PARK, MISSOURI 63088

636-225-0992 314-961-7327

invoice

INVOICE NO. 3172234

BILL TO:
 Missouri American Water Co
 PO Box 5605
 Cherry Hill, NJ 08034

JOB:
 MAWC - Edgewood Dr.
 PO#: 5000073398
 Clayton, MO 63105

A COMPLETE PLUMBING SERVICE ~ SINCE 1951 ~ REPAIRS ~ REMODELING ~ RESIDENTIAL ~ COMMERCIAL ~ DESIGN/BUILD

CUSTOMER	PURCHASE ORDER NO.	SERVICE TECH.	JOB#	TERMS	INVOICE DATE	PAGE
MAWC		MAWC	173024	net due upon receipt	5/31/17	1
QUANTITY	DESCRIPTION			UNIT PRICE	AMOUNT	

444 Edgewood
 To furnish labor and material to replace lead water service to house.

1	1" Flared Tee Head	89.58	89.58
1	3/4" Meter Yoke	114.81	114.81
1	Fibre Meter Box	96.25	96.25
1	Meter Cover or Lld	50.46	50.46
1	1" Flared Angle Stop	53.56	53.56
100	1" Type K Soft Copper	4.35	435.00
1	Usage of Quick Plug	16.90	16.90
1	1" Copper Fittings (90-45-Couplings)	4.93	4.93
1	Brass Nipple 1/2x4"	16.58	16.58
1	1" Copper M - FIP Adapter	13.95	13.95
5	1" Type M Hard Copper	4.42	22.10
1	Usage Of String Solder & Paste	5.51	5.51
1	B-Tank (Usage)	5.51	5.51
7	Rock Per Ton	10.65	74.55
	Total Material and Other		999.69
1	Permit	60.00	60.00*
1	Trench Safety and Protection	75.00	75.00*
1	Compactor Usage	45.00	45.00*
1	Dump Fee	70.00	70.00*

*Thank You For
 Your Business*

Visit us at our website
www.ojlaughlinplumbing.com

SALE AMOUNT	
TOTAL	

SEE REVERSE SIDE FOR LIEN CLAUSE



306 Saint Louis Avenue
 VALLEY PARK, MISSOURI 63088

638-225-0992 314-861-7327

invoice

INVOICE NO. 3172234

BILL TO:
 Missouri American Water Co
 PO Box 5605
 Cherry Hill, NJ 08034

JOB:
 MAWC - Edgewood Dr.
 PO#: 5000073398
 Clayton, MO 63105

A COMPLETE PLUMBING SERVICE ~ SINCE 1951 ~ REPAIRS ~ REMODELING ~ RESIDENTIAL ~ COMMERCIAL ~ DESIGN/BUILD

CUSTOMER	PURCHASE ORDER NO.	SERVICE TECH.	JOB#	TERMS	INVOICE DATE	PAGE
MAWC		MAWC	173024	net due upon receipt	5/31/17	2

QUANTITY	DESCRIPTION	UNIT PRICE	AMOUNT
80	Bore @ \$25.00 Per Foot	25.00	2,000.00*
1	Mini-Excavator Per Day	350.00	350.00*
1	Skidsteer Per Day	350.00	350.00*
1	Dump Truck Per Day	350.00	350.00*
16	Plumber At \$118.00 Per Hour	118.00	1,888.00*
4	Plumber OT At \$140.00 Per Hour	140.00	560.00*
10	Laborer with Service Truck @ \$69.00 Per Hour	69.00	690.00*
2	Laborer with Service Truck OT @ \$108.00 Per Hour	108.00	216.00*
3	Operator At \$83.00 Per Hour	83.00	249.00*
0.5	Operator OT At \$120.00 Per Hour	120.00	60.00*
	Total Labor		7,163.00

* means item is non-taxable

*Thank You For
 Your Business*

Visit us at our website
www.ojlaughlinplumbing.com

SALE AMOUNT	8,162.69
8.11% Tax	81.07
TOTAL	\$8,243.76

SEE REVERSE SIDE FOR LIEN CLAUSE

MAWC southwest operations
 Schedule JAM-r6

O.J. LAUGHLIN
 SOUTHWEST
PLUMBING COMPANY
Inc.

306 Saint Louis Avenue
 VALLEY PARK, MISSOURI 63088

636-225-0992 314-961-7327

invoice

INVOICE NO. 3172236

BILL TO:
 Missouri American Water Co
 PO Box 5605
 Cherry Hill, NJ 08034

JOB:
 MAWC - Edgewood Dr.
 PO#: 5000073398
 Clayton, MO 63105

A COMPLETE PLUMBING SERVICE - SINCE 1951 - REPAIRS - REMODELING - RESIDENTIAL - COMMERCIAL - DESIGN/BUILD

CUSTOMER	PURCHASE ORDER NO.	SERVICE TECH.	JOB#	TERMS	INVOICE DATE	PAGE
MAWC		MAWC	173024	net due upon receipt	5/31/17	1
QUANTITY	DESCRIPTION			UNIT PRICE	AMOUNT	

400 Edgewood
 To furnish labor and material to replace lead water service to house.

1	1" Flared Tee Head	89.58	89.58
1	3/4" Meter Yoke	114.81	114.81
1	Fibre Meter Box	96.25	96.25
1	Meter Cover or Lid	50.46	50.46
1	St. Louis County Stop-Box	32.87	32.87
1	1" Flared Angle Stop	53.56	53.56
100	1" Type K Soft Copper	4.35	435.00
1	Usage of Quilck Plug	16.90	16.90
1	1" Flared Angle Stop	53.56	53.56
1	1" Copper M - FIP Adapter	13.95	13.95
1	1" Copper Reducing Tee	20.47	20.47
1	1/2" Boiler Drain / Hose Bibb	11.11	11.11
2	1" Copper Fittings (90-45-Couplings)	4.93	9.86
1	1" Copper Fittings (St. 90 - St. 45)	17.08	17.08
1	1" Copper Reducer / Bushing	6.67	6.67
2	1" Mickey Hanger	0.92	1.84
4	Drywall Screw	0.33	1.32
15	1" Type N Hard Copper	4.42	66.30
1	Usage Of String Solder & Paste	5.51	5.51
1	B-Tank (Usage)	5.51	5.51

*Thank You For
 Your Business*

Visit us at our website
www.ojlaughlinplumbing.com

SALE AMOUNT	
TOTAL	

SEE REVERSE SIDE FOR LIEN CLAUSE

O.J. LAUGHLIN
SAKENTH
PLUMBING COMPANY
Inc.

308 Saint Louis Avenue
 VALLEY PARK, MISSOURI 63088

636-225-0992 314-981-7327

invoice

INVOICE NO. 3172236

BILL TO:
 Missouri American Water Co
 PO Box 5605
 Cherry Hill, NJ 08034

JOB:
 MAWC - Edgewood Dr.
 PO#: 5000073398
 Clayton, MO 63105

A COMPLETE PLUMBING SERVICE ~ SINCE 1951 ~ REPAIRS ~ REMODELING ~ RESIDENTIAL ~ COMMERCIAL ~ DESIGN/BUILD

CUSTOMER	PURCHASE ORDER NO.	SERVICE TECH	JOB	TERMS	INVOICE DATE	PAGE
MAWC		MAWC	173024	net due upon receipt	5/31/17	2
QUANTITY	DESCRIPTION			UNIT PRICE	AMOUNT	

1	1/2" Plug (Square Head)	9.80	9.80
7	Rock Per Ton	10.65	74.55
Total Material and Other			1,186.96
1	Permit	60.00	60.00*
1	Trench Safety and Protection	75.00	75.00*
1	Compactor Usage	45.00	45.00*
1	Dump Fee	70.00	70.00*
80	Bore @ \$25.00 Per Foot	25.00	2,000.00*
1	Mini-Excavator Per Day	350.00	350.00*
1	Skidsteer Per Day	350.00	350.00*
1	Dump Truck Per Day	350.00	350.00*
16	Plumber At \$118.00 Per Hour	118.00	1,888.00*
3	Plumber OT At \$140.00 Per Hour	140.00	420.00*
10	Laborer with Service Truck @ \$89.00 Per Hour	89.00	890.00*
1	Laborer with Service Truck OT @ \$108.00 Per Hour	108.00	108.00*
3	Operator At \$83.00 Per Hour	83.00	249.00*
0.5	Operator OT At \$120.00 Per Hour	120.00	60.00*
Total Labor			6,915.00

* means item is non-taxable

*Thank You For
 Your Business*

Visit us at our website
www.ojlaughlinplumbing.com

SALE AMOUNT	8,101.96
8.11% Tax	96.26
TOTAL	\$8,198.22

SEE REVERSE SIDE FOR LIEN CLAUSE

MAWC southwest operations
 Schedule JAM-r6



306 Saint Louis Avenue
 VALLEY PARK, MISSOURI 63088

836-225-0992 314-861-7327

invoice

INVOICE NO. 3172255

BILL TO:
 Missouri American Water Co
 PO Box 5605
 Cherry Hill, NJ 08034

JOB:
 MAWC - Edgewood Dr.
 PO#: 5000073398
 Clayton, MO 63105

A COMPLETE PLUMBING SERVICE - SINCE 1951 - REPAIRS - REMODELING - RESIDENTIAL - COMMERCIAL - DESIGN/BUILD

CUSTOMER	PURCHASE ORDER NO.	SERVICE TECH	JOB#	TERMS	INVOICE DATE	PAGE
MAWC		MAWC	173024	net due upon receipt	5/31/17	1
QUANTITY	DESCRIPTION			UNIT PRICE	AMOUNT	

401 Edgewood
 To furnish labor and material to replace lead water service to house.

1	1" Flared Tee Head	89.58	89.58
1	3/4" Meter Yoke	114.81	114.81
1	Fibre Meter Box	96.25	96.25
1	Meter Cover or Lid	50.46	50.46
1	St. Louis County Stop-Box	32.87	32.87
1	1" Flared Angle Stop	53.56	53.56
70	1" Type K Soft Copper	4.35	304.50
1	Usage of Quik Plug	16.90	16.90
1	1" Flared Angle Stop	53.56	53.56
1	1" Copper M - FIP Adapter	13.95	13.95
2	1" Copper Fittings (90-45-Couplings)	4.93	9.86
3	1" Type M Hard Copper	4.42	13.26
1	1" Copper Reducer / Bushing	6.67	6.67
1	1/2" Plug (Square Head)	9.80	9.80
1	Usage Of String Solder & Paste	5.51	5.51
1	B-Tank (Usage)	5.51	5.51
Total Material and Other			877.05
1	Permit	60.00	60.00*
1	Trench Safety and Protection	75.00	75.00*

Thank You For Your Business

Visit us at our website
www.ojlaughlinplumbing.com

SALE AMOUNT	
TOTAL	

SEE REVERSE SIDE FOR LIEN CLAUSE

O.J. LAUGHLIN
SINCE 1951
PLUMBING COMPANY
Inc.

306 Saint Louis Avenue
 VALLEY PARK, MISSOURI 63088

636-225-0992 314-961-7327

invoice

INVOICE NO. 3172255

BILL TO:
 Missouri American Water Co
 PO Box 5605
 Cherry Hill, NJ 08034

JOB:
 MAWC - Edgewood Dr.
 PO#: 5000073398
 Clayton, MO 63105

A COMPLETE PLUMBING SERVICE ~ SINCE 1951 ~ REPAIRS ~ REMODELING ~ RESIDENTIAL ~ COMMERCIAL ~ DESIGN/BUILD

CUSTOMER	PURCHASE ORDER NO.	SERVICE TECH	JOB#	TERMS	INVOICE DATE	PAGE
MAWC		MAWC	173024	net due upon receipt	5/31/17	2

QUANTITY	DESCRIPTION	UNIT PRICE	AMOUNT
1	Compactor Usage	45.00	45.00*
1	Skidsteer Per Day	350.00	350.00*
1	Mini-Excavator Per Day	350.00	350.00*
50	Bore @ \$25.00 Per Foot	25.00	1,250.00*
14	Plumber At \$118.00 Per Hour	118.00	1,652.00*
2	Plumber OT At \$140.00 Per Hour	140.00	280.00*
8	Laborer with Service Truck @ \$89.00 Per Hour	89.00	712.00*
3	Operator At \$83.00 Per Hour	83.00	249.00*
0.5	Operator OT At \$120.00 Per Hour	120.00	60.00*
	Total Labor		5,083.00

* means item is non-taxable

*Thank You For
Your Business*

Visit us at our website
www.ojlaughlinplumbing.com

SALE AMOUNT	5,960.05
8.11% Tax	71.13
TOTAL	\$6,031.18

SEE REVERSE SIDE FOR LIEN CLAUSE

O.J. LAUGHLIN
since 1951
PLUMBING COMPANY
Inc.

308 Saint Louis Avenue
 VALLEY PARK, MISSOURI 63088

invoice

INVOICE NO. 3172257

636-226-0992 314-981-7327

BILL TO:
 Missouri American Water Co
 PO Box 5605
 Cherry Hill, NJ 08034

JOB:
 MAWC - Edgewood Dr.
 PO#: 5000073398
 Clayton, MO 63105

A COMPLETE PLUMBING SERVICE ~ SINCE 1951 ~ REPAIRS ~ REMODELING ~ RESIDENTIAL ~ COMMERCIAL ~ DESIGN/BUILD

CUSTOMER	PURCHASE ORDER NO.	SERVICE TECH	JOB#	TERMS	INVOICE DATE	PAGE
MAWC		MAWC	173024	net due upon receipt	5/31/17	1
QUANTITY	DESCRIPTION			UNIT PRICE	AMOUNT	

428 Edgewood
 To furnish labor and material to replace lead water service to house.

1	1" Flared Tee Head	89.58	89.58
1	St. Louis County Stop-Box	32.87	32.87
40	1" Type K Soft Copper	4.35	174.00
7	Rock Per Ton	10.65	74.55
1	Usage Of String Solder & Paste	5.51	5.51
1	B-Tank (Usage)	5.51	5.51
	Total Material and Other		382.02
1	Permit	60.00	60.00*
1	Dump Fee	70.00	70.00*
1	Compactor Usage	45.00	45.00*
1	Trench Safety and Protection	75.00	75.00*
30	Bore @ \$25.00 Per Foot	25.00	750.00*
1	Mini-Excavator Per Day	350.00	350.00*
1	Skidsteer Per Day	350.00	350.00*
1	Dump Truck Per Day	350.00	350.00*
12	Plumber At \$118.00 Per Hour	118.00	1,416.00*
2	Plumber OT At \$140.00 Per Hour	140.00	280.00*
6	Laborer with Service Truck @ \$89.00 Per Hour	89.00	534.00*
3	Operator At \$83.00 Per Hour	83.00	249.00*

*Thank You For
 Your Business*

Visit us at our website
www.ojlaughlinplumbing.com

SALE AMOUNT	
TOTAL	

SEE REVERSE SIDE FOR LIEN CLAUSE

O.J. LAUGHLIN
SINCE 1971
PLUMBING COMPANY
Inc.

306 Saint Louis Avenue
 VALLEY PARK, MISSOURI 63088

636-225-0992 314-961-7327

invoice

INVOICE NO. 3172257

BILL TO:
 Missouri American Water Co
 PO Box 5605
 Cherry Hill, NJ 08034

JOB:
 MAWC - Edgewood Dr.
 PO#: 500073398
 Clayton, MO 63105

A COMPLETE PLUMBING SERVICE ~ SINCE 1951 ~ REPAIRS ~ REMODELING ~ RESIDENTIAL ~ COMMERCIAL ~ DESIGN/BUILD

CUSTOMER	PURCHASE ORDER NO.	SERVICE TECH.	JOBS	TERMS	INVOICE DATE	PAGE
MAWC		MAWC	173024	net due upon receipt	5/31/17	2
QUANTITY	DESCRIPTION			UNIT PRICE	AMOUNT	

0.5	Operator OT At \$120.00 Per Hour			120.00	60.00*	
	Total Labor				4,589.00	

* means item is non-taxable

*Thank You For
 Your Business*

Visit us at our website
www.ojlaughlinplumbing.com

SALE AMOUNT	4,971.02
8.11% Tax	30.98
TOTAL	45,002.00

SEE REVERSE SIDE FOR LIEN CLAUSE

MAWC southwest-operations
 Schedule JAM-r6

O. J. LAUGHLIN
 PLUMBING COMPANY
Since 1881

306 Saint Louis Avenue
 VALLEY PARK, MISSOURI 63088

636-225-0992 314-961-7327

invoice

INVOICE NO. 3172258

BILL TO:
 Missouri American Water Co
 PO Box 5605
 Cherry Hill, NJ 08034

JOB:
 MAWC - Edgewood Dr.
 PO #: 5000073398
 Clayton, MO 63105

A COMPLETE PLUMBING SERVICE - SINCE 1881 - REPAIRS - REMODELING - RESIDENTIAL - COMMERCIAL - DESIGN/BUILD

CUSTOMER	PURCHASE ORDER NO.	SERVICE TECH.	JOB	TERMS	INVOICE DATE	PAGE
MAWC		MAWC	173024	net due upon receipt	5/31/17	1
QUANTITY	DESCRIPTION			UNIT PRICE	AMOUNT	

424 Edgewood
 To furnish labor and material to replace lead water service to house.

1	1" Flared Tee Head	89.58	89.58
1	St. Louis County Stop-Box	32.87	32.87
30	1" Type K Soft Copper	4.35	130.50
1	Usage Of String Solder & Paste	5.51	5.51
1	B-Tank (Usage)	5.51	5.51
Total Material and Other			263.97
1	Permit	60.00	60.00*
1	Compactor Usage	45.00	45.00*
1	Trench Safety and Protection	75.00	75.00*
30	Bore @ \$25.00 Per Foot	25.00	750.00*
1	Skidsteer Per Day	350.00	350.00*
1	Mini-Excavator Per Day	350.00	350.00*
12	Plumber At \$118.00 Per Hour	118.00	1,416.00*
2	Plumber OT At \$140.00 Per Hour	140.00	280.00*
6	Laborer with Service Truck @ \$89.00 Per Hour	89.00	534.00*
3	Operator At \$83.00 Per Hour	83.00	249.00*
0.5	Operator OT At \$120.00 Per Hour	120.00	60.00*

*Thank You For
 Your Business*

Visit us at our website
www.ojlaughlinplumbing.com

SALE AMOUNT	
TOTAL	

SEE REVERSE SIDE FOR LIEN CLAUSE

O.J. LAUGHLIN
SINCE 1951
PLUMBING COMPANY
Inc.

306 Saint Louis Avenue
 VALLEY PARK, MISSOURI 63088

636-225-0992 314-861-7327

invoice

INVOICE NO. 3172258

BILL TO:
 Missouri American Water Co
 PO Box 5605
 Cherry Hill, NJ 08034

JOB:
 MAWC - Edgewood Dr.
 PO#: 5000073398
 Clayton, MO 63105

A COMPLETE PLUMBING SERVICE - SINCE 1951 - REPAIRS - REMODELING - RESIDENTIAL - COMMERCIAL - DESIGN/BUILD

CUSTOMER	PURCHASE ORDER NO.	SERVICE TECH.	JOB#	TERMS	INVOICE DATE	PAGE
MAWC		MAWC	173024	net due upon receipt	5/31/17	2
QUANTITY	DESCRIPTION			UNIT PRICE	AMOUNT	

Total Labor 4,169.00

* means item is non-taxable

*Thanks You For
 Your Business*

Visit us at our website
www.ojlaughlinplumbing.com

SALE AMOUNT	4,432.97
8.11% TAX	21.41
TOTAL	\$4,454.38

SEE REVERSE SIDE FOR LIEN CLAUSE

O.J. LAUGHLIN
SINCE 1961
PLUMBING COMPANY
Inc.

308 Saint Louis Avenue
 VALLEY PARK, MISSOURI 63088

invoice

INVOICE NO. 3172259

036-225-0992 314-961-7327

BILL TO:
 Missouri American Water Co
 PO Box 5605
 Cherry Hill, NJ 08034

JOB:
 MAWC - Edgewood Dr.
 PO#: 5000073398
 Clayton, MO 63105

A COMPLETE PLUMBING SERVICE ~ SINCE 1961 ~ REPAIRS ~ REMODELING ~ RESIDENTIAL ~ COMMERCIAL ~ DESIGN/BUILD

CUSTOMER	PURCHASE ORDER NO.	SERVICE TECH	JOB#	TERMS	INVOICE DATE	PAGE
MAWC		MAWC	173024	net due upon receipt	5/31/17	1

QUANTITY	DESCRIPTION	UNIT PRICE	AMOUNT
437 Edgewood			
To furnish labor and material to replace lead water service to house.			
1	1" Flared Tee Head	89.58	89.58
1	3/4" Meter Yoke	114.81	114.81
1	Fibre Meter Box	96.25	96.25
1	Meter Cover or Lkd	50.46	50.46
1	St. Louis County Stop-Box	32.87	32.87
1	1" Flared Angle Stop	53.56	53.56
70	1" Type K Soft Copper	4.35	304.50
1	Usage of Quick Plug	16.90	16.90
1	1" Flared Angle Stop	53.56	53.56
1	1" Copper M - FIP Adapter	13.95	13.95
1	1" Copper Fittings (90-45-Couplings)	4.93	4.93
1	1" Copper Reducing Tee	20.47	20.47
1	3/4" Copper C x C Sleeve / Less Stop	3.33	3.33
1	3/4" C x C Copper Cap	2.18	2.18
1	3/4" Type M Hard Copper	2.69	2.69
10	1" Type M Hard Copper	4.42	44.20
1	Usage Of String Solder & Paste	5.51	5.51
1	B-Tank (Usage)	5.51	5.51
7	Rock Per Ton	10.65	74.55

*Thank You For
 Your Business*

Visit us at our website
www.ojlaughlinplumbing.com

SALE AMOUNT	
TOTAL	

SEE REVERSE SIDE FOR LIEN CLAUSE

MAWC southwest operations
 Schedule JAM-r6

O. J. LAUGHLIN
SINCE 1881
PLUMBING COMPANY
Inc.

306 Saint Louis Avenue
 VALLEY PARK, MISSOURI 63088

636-225-0992 314-961-7327

invoice

INVOICE NO. 3172259

BILL TO:
 Missouri American Water Co
 PO Box 5605
 Cherry Hill, NJ 08034

JOB:
 MAWC - Edgewood Dr.
 PO#: 5000073398
 Clayton, MO 63105

A COMPLETE PLUMBING SERVICE - SINCE 1881 - REPAIRS - REMODELING - RESIDENTIAL - COMMERCIAL - DESIGN/BUILD

CUSTOMER	PURCHASE ORDER NO.	SERVICE TECH.	JOB#	TERMS	INVOICE DATE	PAGE
MAWC		MAWC	173024	net due upon receipt	5/31/17	2
QUANTITY	DESCRIPTION			UNIT PRICE	AMOUNT	

				Total Material and Other	989.81
1		Permit	60.00		60.00*
1		Compactor Usage	45.00		45.00*
1		Trench Safety and Protection	75.00		75.00*
1		Dump Fee	70.00		70.00*
60		Bore @ \$25.00 Per Foot	25.00		1,500.00*
1		Mini-Excavator Per Day	350.00		350.00*
1		Skidsteer Per Day	350.00		350.00*
1		Dump Truck Per Day	350.00		350.00*
16		Plumber At \$118.00 Per Hour	118.00		1,888.00*
4		Plumber OT At \$140.00 Per Hour	140.00		560.00*
10		Laborer with Service Truck @ \$89.00 Per Hour	89.00		890.00*
2		Laborer with Service Truck OT @ \$108.00 Per Hour	108.00		216.00*
3		Operator At \$83.00 Per Hour	83.00		249.00*
0.5		Operator OT At \$120.00 Per Hour	120.00		60.00*
				Total Labor	6,663.00

* means item is non-taxable

*Thank You For
 Your Business*

Visit us at our website
www.ojlaughlinplumbing.com

SALE AMOUNT	7,652.81
8.11 % Tax	86.27
TOTAL	\$7,733.08

SEE REVERSE SIDE FOR LIEN CLAUSE

Schedule JAM-r2
Page 188 of 276

MAWC southwest operations
 Schedule JAM-r6



308 Saint Louis Avenue
VALLEY PARK, MISSOURI 63088

638-225-0992 314-961-7927

invoice

INVOICE NO. 3172260

BILL TO:

Missouri American Water Co
PO Box 5605
Cherry Hill, NJ 08034

JOB:

MAWC - Edgewood Dr.
PO#: 5000073398
Clayton, MO 63105

A COMPLETE PLUMBING SERVICE - SERVICE 1961 - REPAIRS - REMODELING - RESIDENTIAL - COMMERCIAL - DESIGN/BUILD

CUSTOMER	PURCHASE ORDER NO.	SERVICE TECH.	JOB #	TERMS	INVOICE DATE	PAGE
MAWC		MAWC	173024	net due upon receipt	5/31/17	1
QUANTITY	DESCRIPTION			UNIT PRICE	AMOUNT	

440 Edgewood

To furnish labor and material to replace lead water service to house.

1	1" Flared Tee Head	89.58	89.58
1	3/4" Meter Yoke	114.81	114.81
1	Fibre Meter Box	96.25	96.25
1	Meter Cover or Lid	50.46	50.46
1	St. Louis County Stop-Box	32.87	32.87
1	1" Flared Angle Stop	53.56	53.56
100	1" Type K Soft Copper	4.35	435.00
1	1" Flared Angle Stop	53.56	53.56
1	1" Copper M - FIP Adapter	13.95	13.95
1	1" Copper Fittings (90-45-Couplings)	4.93	4.93
1	1" Copper Reducer / Bushing	6.67	6.67
10	1" Type M Hard Copper	4.42	44.20
1	3/4" Plug (Square Head)	11.49	11.49
1	Usage Of String Solder & Paste	5.51	5.51
1	B-Tank (Usage)	5.51	5.51
1	Usage of Quick Plug	16.90	16.90
Total Material and Other			1,035.25
1	Permit	60.00	60.00*
1	Compactor Usage	45.00	45.00*

Thanks You For Your Business

Visit us at our website
www.ojlaughlinplumbing.com

SALE AMOUNT	
TOTAL	

SEE REVERSE SIDE FOR LIEN CLAUSE



308 Saint Louis Avenue
 VALLEY PARK, MISSOURI 63088

836-225-0992 314-981-7327

invoice

INVOICE NO. 3172260

BILL TO:
 Missouri American Water Co
 PO Box 5605
 Cherry Hill, NJ 08034

JOB:
 MAWC - Edgewood Dr.
 PO#: 5000073398
 Clayton, MO 63105

A COMPLETE PLUMBING SERVICE ~ SINCE 1951 ~ REPAIRS ~ REMODELING ~ RESIDENTIAL ~ COMMERCIAL ~ DESIGN/BUILD

CUSTOMER	PURCHASE ORDER NO.	SERVICE TECH	JOB #	TERMS	INVOICE DATE	PAGE
MAWC		MAWC	173024	net due upon receipt	5/31/17	2

QUANTITY	DESCRIPTION	UNIT PRICE	AMOUNT
1	Trench Safety and Protection	75.00	75.00*
80	Bore @ \$25.00 Per Foot	25.00	2,000.00*
1	Skidsteer Per Day	350.00	350.00*
1	Mini-Excavator Per Day	350.00	350.00*
17	Plumber At \$118.00 Per Hour	118.00	2,006.00*
4	Plumber OT At \$140.00 Per Hour	140.00	560.00*
11	Laborer with Service Truck @ \$89.00 Per Hour	89.00	979.00*
2	Laborer with Service Truck OT @ \$108.00 Per Hour	108.00	216.00*
3	Operator At \$83.00 Per Hour	83.00	249.00*
0.5	Operator OT At \$120.00 Per Hour	120.00	60.00*
	Total Labor		6,950.00

* means item is non-taxable

*Thank You For
 Your Business*

Visit us at our website
www.ojlaughlinplumbing.com

SALE AMOUNT	7,985.25
8.11% Tax	83.96
TOTAL	\$8,069.21

SEE REVERSE SIDE FOR LIEN CLAUSE

O.J. LAUGHLIN
SINCE 1917
PLUMBING COMPANY
Inc.

308 Saint Louis Avenue
 VALLEY PARK, MISSOURI 63088

636-225-0992

314-961-7327

invoice

INVOICE NO. 3172261

BILL TO:

Missouri American Water Co
 PO Box 5605
 Cherry Hill, NJ 08034

JOB:

MAWC - Edgewood Dr.
 PO#: 5000073398
 Clayton, MO 63105

A COMPLETE PLUMBING SERVICE ~ SINCE 1951 ~ REPAIRS ~ RENOVATING ~ RESIDENTIAL ~ COMMERCIAL ~ DESIGN/BUILD

CUSTOMER	PURCHASE ORDER NO.	SERVICE TECH.	JOB#	TERMS	INVOICE DATE	PAGE
MAWC		MAWC	173024	net due upon receipt	5/31/17	1

QUANTITY	DESCRIPTION	UNIT PRICE	AMOUNT
	452 Edgewood		
	To furnish labor and material to replace lead water service to house.		
1	1" Flared Tee Head	89.58	89.58
1	3/4" Meter Yoke	114.81	114.81
1	Fibre Meter Box	96.25	96.25
1	Meter Cover or Lid	50.46	50.46
1	St. Louis County Stop-Box	32.87	32.87
1	1" Flared Angle Stop	53.56	53.56
100	1" Type K Soft Copper	4.35	435.00
1	Usage of Quick Plug	16.90	16.90
1	1" Flared Angle Stop	53.56	53.56
1	1" Copper M - FIP Adapter	13.95	13.95
2	1" Copper Fittings (90-45-Couplings)	4.93	9.86
1	1" Copper Reducing Tee	20.47	20.47
1	1/2" Sweat Full Port Ball Valve	18.90	18.90
1	1/2" Copper Fittings (90-45-Couplings)	0.00	0.00
1	1" Dielectric Union	4.00	4.00
1	Galvanized Steel Pipe Nipple 1" x 4"	3.57	3.57
20	1" Type M Hard Copper	4.42	88.40
3	1" Copper J-Hook	0.45	1.35

*Thank You For
Your Business*

Visit us at our website
www.ojlaughlinplumbing.com

SALE AMOUNT	
TOTAL	

SEE REVERSE SIDE FOR LIEN CLAUSE

O.J. LAUGHLIN
SINCE 1951
PLUMBING COMPANY
Inc.

306 Saint Louis Avenue
 VALLEY PARK, MISSOURI 63088

636-225-0992 314-961-7327

invoice

INVOICE NO. 3172261

BILL TO:
 Missouri American Water Co
 PO Box 5605
 Cherry Hill, NJ 08034

JOB:
 MAWC - Edgewood Dr.
 PO#: 5000073398
 Clayton, MO 63105

A COMPLETE PLUMBING SERVICE -- SINCE 1951 -- REPAIRS -- REMODELING -- RESIDENTIAL -- COMMERCIAL -- DESIGN/BUILD

CUSTOMER	PURCHASE ORDER NO.	SERVICE TECH.	JOB #	TERMS	INVOICE DATE	PAGE
MAWC		MAWC	173024	net due upon receipt	5/31/17	2

QUANTITY	DESCRIPTION	UNIT PRICE	AMOUNT
1	Usage Of String Solder & Paste	5.51	5.51
1	B-Tank (Usage)	5.51	5.51
7	Rock Per Ton	10.65	74.55
Total Material and Other			1,189.06
1	Permit	60.00	60.00*
1	Trench Safety and Protection	75.00	75.00*
1	Compactor Usage	45.00	45.00*
1	Dump Fee	70.00	70.00*
1	Dump Truck Per Day	350.00	350.00*
1	Skidsteer Per Day	350.00	350.00*
1	Mini-Excavator Per Day	350.00	350.00*
80	Bore @ \$25.00 Per Foot	25.00	2,000.00*
17	Plumber At \$118.00 Per Hour	118.00	2,005.00*
4	Plumber OT At \$140.00 Per Hour	140.00	560.00*
11	Laborer with Service Truck @ \$89.00 Per Hour	89.00	979.00*
2	Laborer with Service Truck OT @ \$108.00 Per Hour	108.00	216.00*
3	Operator At \$83.00 Per Hour	83.00	249.00*
0.5	Operator OT At \$120.00 Per Hour	120.00	60.00*
Total Labor			7,370.00

* means Item is non-taxable

*Thank You For
 Your Business*

Visit us at our website
www.ojlaughlinplumbing.com

SALE AMOUNT	8,559.06
8.11% Tax	96.43
TOTAL	\$8,655.49

SEE REVERSE SIDE FOR LIEN CLAUSE

O.J. LAUGHLIN
INCORPORATED
PLUMBING COMPANY
Inc.

306 Saint Louis Avenue
 VALLEY PARK, MISSOURI 63088

636-225-0992 314-961-7327

invoice

INVOICE NO. 3172262

BILL TO:
 Missouri American Water Co
 PO Box 5605
 Cherry Hill, NJ 08034

JOB:
 MAWC - Edgewood Dr.
 PO#: 5000073398
 Clayton, MO 63105

A COMPLETE PLUMBING SERVICE - SINCE 1881 - REPAIRS - REMODELING - RESIDENTIAL - COMMERCIAL - DESIGN/BUILD

CUSTOMER	PURCHASE ORDER NO.	SERVICE TECH	Job#	TERMS	INVOICE DATE	PAGE
MAWC		MAWC	173024	net due upon receipt	5/31/17	1
QUANTITY	DESCRIPTION			UNIT PRICE	AMOUNT	

336 Edgewood

To furnish labor and material to replace lead water service to house.

1	1" Flared Tee Head	89.58	89.58
1	3/4" Meter Yoke	114.81	114.81
1	Fibre Meter Box	96.25	96.25
1	Meter Cover or Lid	50.46	50.46
1	St. Louis County Stop-Box	32.87	32.87
1	1" Flared Angle Stop	53.56	53.56
100	1" Type K Soft Copper	4.35	435.00
1	Usage of Quick Plug	16.90	16.90
1	1" Flared Angle Stop	53.56	53.56
1	1" Copper M - FIP Adapter	13.95	13.95
2	1" Copper Fittings (90-45-Couplings)	4.93	9.86
1	3/4" Copper Fittings (90-45-Couplings)	3.59	3.59
1	1" Copper Fittings (St. 90 - St. 45)	17.08	17.08
1	1" Copper Reducer / Bushing	6.67	6.67
7	1" Type M Hard Copper	4.42	30.94
1	Usage Of String Solder & Paste	5.51	5.51
1	B-Tank (Usage)	5.51	5.51
1	1/2" Plug (Square Head)	9.80	9.80

*Thank You For
 Your Business.*

Visit us at our website
www.ojlaughlinplumbing.com

SALE AMOUNT	
TOTAL	

SEE REVERSE SIDE FOR LIEN CLAUSE

MAWC southwest operations
 Schedule JAM-r6

O. J. LAUGHLIN
SINCE 1951
PLUMBING COMPANY
Inc.

306 Saint Louis Avenue
 VALLEY PARK, MISSOURI 63088

636-226-0902 314-961-7327

invoice

INVOICE NO. 3172262

BILL TO:
 Missouri American Water Co
 PO Box 5605
 Cherry Hill, NJ 08034

JOB:
 MAWC - Edgewood Dr.
 PO#: 5000073398
 Clayton, MO 63105

A COMPLETE PLUMBING SERVICE - SINCE 1951 - REPAIRS - REMODELING - RESIDENTIAL - COMMERCIAL - DESIGN/BUILD

CUSTOMER	PURCHASE ORDER NO.	SERVICE TECH.	JOB#	TERMS	INVOICE DATE	PAGE
MAWC		MAWC	173024	net due upon receipt	5/31/17	2
QUANTITY	DESCRIPTION			UNIT PRICE	AMOUNT	

				Total Material and Other	1,045.90
1		Permit	60.00		60.00*
1		Trench Safety and Protection	75.00		75.00*
1		Compactor Usage	45.00		45.00*
100		Bore @ \$25.00 Per Foot	25.00		2,500.00*
1		Skidsteer Per Day	350.00		350.00*
1		Mini-Excavator Per Day	350.00		350.00*
18		Plumber At \$118.00 Per Hour	118.00		2,124.00*
3		Plumber OT At \$140.00 Per Hour	140.00		420.00*
12		Laborer with Service Truck @ \$89.00 Per Hour	89.00		1,068.00*
1		Laborer with Service Truck OT @ \$108.00 Per Hour	108.00		108.00*
3		Operator At \$83.00 Per Hour	83.00		249.00*
0.5		Operator OT At \$120.00 Per Hour	120.00		60.00*
				Total Labor	7,409.00

* means item is non-taxable

*Thank You For
Your Business*

Visit us at our website
www.ojlaughlinplumbing.com

SALE AMOUNT	8,454.90
8.11% Tax	84.82
TOTAL	\$8,539.72

SEE REVERSE SIDE FOR LIEN CLAUSE

O.J. LAUGHLIN
SINCE 1951
PLUMBING COMPANY
Inc.

306 Saint Louis Avenue
 VALLEY PARK, MISSOURI 63008

636-226-0892 314-981-7327

invoice

INVOICE NO. 3172263

BILL TO:
 Missouri American Water Co
 PO Box 5605
 Cherry Hill, NJ 08034

JOB:
 MAWC - Edgewood Dr.
 PO#: 5000073398
 Clayton, MO 63105

A COMPLETE PLUMBING SERVICE ~ SINCE 1951 ~ REPAIRS ~ REMODELING ~ RESIDENTIAL ~ COMMERCIAL ~ DESIGN/BUILD

CUSTOMER	PURCHASE ORDER NO.	SERVICE TECH.	JOB#	TERMS	INVOICE DATE	PAGE
MAWC		MAWC	173024	net due upon receipt	6/1/17	1
QUANTITY	DESCRIPTION			UNIT PRICE	AMOUNT	

7600 Carswold

To furnish labor and material to replace lead water service to house.

1	1" Flared Tee Head	89.58	89.58
1	3/4" Meter Yoke	114.81	114.81
1	1" Flared Coupling	27.55	27.55
1	Fibre Meter Box	96.25	96.25
1	Meter Cover or Lid	50.46	50.46
1	St. Louis County Stop-Box	32.87	32.87
1	1" Flared Angle Stop	53.56	53.56
130	1" Type K Soft Copper	4.35	565.50
1	Usage of Quick Plug	16.90	16.90
7	Rock Per Ton	10.65	74.55
1	1" Flared Angle Stop	53.56	53.56
1	1" Copper M - FIP Adapter	13.95	13.95
2	1" Copper Fittings (90-45-Couplings)	4.93	9.86
1	1" C x C Copper Tee	20.40	20.40
10	1" Type M Hard Copper	4.42	44.20
2	1/2" Plug (Square Head)	9.80	19.60
1	Usage Of String Solder & Paste	5.51	5.51
1	B-Tank (Usage)	5.51	5.51
Total Material and Other			1,294.62

*Thanks You For
 Your Business*

Visit us at our website
www.ojlaughlinplumbing.com

SALE AMOUNT

TOTAL

SEE REVERSE SIDE FOR LIEN CLAUSE



306 Saint Louis Avenue
 VALLEY PARK, MISSOURI 63088

636-225-0992 314-861-7327

invoice

INVOICE NO. 3172263

BILL TO:
 Missouri American Water Co
 PO Box 5605
 Cherry Hill, NJ 08034

JOB:
 MAWC - Edgewood Dr.
 PO#: 5000073398
 Clayton, MO 63105

A COMPLETE PLUMBING SERVICE ~ SINCE 1951 ~ REPAIRS ~ REMODELING ~ RESIDENTIAL ~ COMMERCIAL ~ DESIGN/BUILD

CUSTOMER	PURCHASE ORDER NO.	SERVICE TECH.	JOB#	TERMS	INVOICE DATE	PAGE
MAWC		MAWC	173024	net due upon receipt	6/1/17	2

QUANTITY	DESCRIPTION	UNIT PRICE	AMOUNT
1	Permit	60.00	60.00*
1	Trench Safety and Protection	75.00	75.00*
1	Compactor Usage	45.00	45.00*
1	Dump Fee	70.00	70.00*
120	Bore @ \$25.00 Per Foot	25.00	3,000.00*
1	Mini-Excavator Per Day	350.00	350.00*
1	Skldsteer Per Day	350.00	350.00*
1	Dump Truck Per Day	350.00	350.00*
17	Plumber At \$118.00 Per Hour	118.00	2,006.00*
4	Plumber OT At \$140.00 Per Hour	140.00	560.00*
11	Laborer with Service Truck @ \$89.00 Per Hour	89.00	979.00*
2	Laborer with Service Truck OT @ \$108.00 Per Hour	108.00	216.00*
3	Operator At \$83.00 Per Hour	83.00	249.00*
0.5	Operator OT At \$120.00 Per Hour	120.00	60.00*
	Total Labor		8,370.00

* means item is non-taxable

*Thank You For
Your Business*

Visit us at our website
www.ojlaughlinplumbing.com

SALE AMOUNT	9,664.62
8.11% Tax	104.99
TOTAL	\$9,769.61

SEE REVERSE SIDE FOR LIEN CLAUSE

MAWC southwest operations
 Schedule JAM-r6

O.J. LAUGHLIN
Since 1951
PLUMBING COMPANY
Inc.

308 Saint Louis Avenue
 VALLEY PARK, MISSOURI 63088

636-225-0992 314-961-7327

invoice

INVOICE NO. 3172264

BILL TO:
 Missouri American Water Co
 PO Box 5605
 Cherry Hill, NJ 08034

JOB:
 MAWC - Edgewood Dr.
 PO#: 5000073398
 Clayton, MO 63105

A COMPLETE PLUMBING SERVICE ~ SINCE 1951 ~ REPAIRS ~ REMODELING ~ RESIDENTIAL ~ COMMERCIAL ~ DESIGN/BUILD

CUSTOMER	PURCHASE ORDER NO.	SERVICE TECH.	JOB #	TERMS	INVOICE DATE	PAGE
MAWC		MAWC	173024	net due upon receipt	6/1/17	1

QUANTITY	DESCRIPTION	UNIT PRICE	AMOUNT
----------	-------------	------------	--------

332 Edgewood

To furnish labor and material to replace lead water service to house.

1	1" Flared Tee Head	89.58	89.58
1	3/4" Meter Yoke	114.81	114.81
1	Fibre Meter Box	96.25	96.25
1	Meter Cover or Lid	50.46	50.46
1	St. Louis County Stop-Box	32.87	32.87
1	1" Flared Angle Stop	53.56	53.56
100	1" Type K Soft Copper	4.35	435.00
1	Usage of Quick Plug	16.90	16.90
1	1" Flared Angle Stop	53.56	53.56
1	1" Copper M - FIP Adapter	13.95	13.95
1	1" Copper Fittings (90-45-Couplings)	4.93	4.93
1	1" Copper Reducer / Bushing	6.67	6.67
6	1" Type M Hard Copper	4.42	26.52
1	Usage Of String Solder & Paste	5.51	5.51
1	B-Tank (Usage)	5.51	5.51
1	1/2" Plug (Square Head)	9.80	9.80
	Total Material and Other		1,015.88
1	Permit	60.00	60.00*
1	Trench Safety and Protection	75.00	75.00*

*Thank You For
 Your Business*

Visit us at our website
www.ojlaughlinplumbing.com

SALE AMOUNT	
TOTAL	

SEE REVERSE SIDE FOR LIEN CLAUSE

MAWC southwest operations
 Schedule JAM-r6

O.J. LAUGHLIN
SINCE 1951
PLUMBING COMPANY
Inc.

306 Saint Louis Avenue
 VALLEY PARK, MISSOURI 63088

636-225-0992 314-951-7327

invoice

INVOICE NO. 3172264

BILL TO:
 Missouri American Water Co
 PO Box 5605
 Cherry Hill, NJ 08034

JOB:
 MAWC - Edgewood Dr.
 PO#: 5000073398
 Clayton, MO 63105

A COMPLETE PLUMBING SERVICE - SINCE 1951 - REPAIRS - REMODELING - RESIDENTIAL - COMMERCIAL - DESIGN/BUILD

CUSTOMER	PURCHASE ORDER NO.	SERVICE TECH	JOB#	TERMS	INVOICE DATE	PAGE
MAWC		MAWC	173024	net due upon receipt	6/1/17	2

QUANTITY	DESCRIPTION	UNIT PRICE	AMOUNT
1	Compactor Usage	45.00	45.00*
1	Dump Fee	70.00	70.00*
90	Bore @ \$25.00 Per Foot	25.00	2,250.00*
1	Skidsteer Per Day	350.00	350.00*
1	Mini-Excavator Per Day	350.00	350.00*
1	Dump Truck Per Day	350.00	350.00*
15	Plumber At \$118.00 Per Hour	118.00	1,770.00*
3	Plumber OT At \$140.00 Per Hour	140.00	420.00*
9	Laborer with Service Truck @ \$89.00 Per Hour	89.00	801.00*
1	Laborer with Service Truck OT @ \$108.00 Per Hour	108.00	108.00*
3	Operator At \$83.00 Per Hour	83.00	249.00*
0.5	Operator OT At \$120.00 Per Hour	120.00	60.00*
	Total Labor		6,958.00

* means item is non-taxable

*Thank You For
 Your Business*

Visit us at our website
www.ojlaughlinplumbing.com

SALE AMOUNT	7,973.88
8.11% Tax	82.39
TOTAL	\$8,056.27

SEE REVERSE SIDE FOR LIEN CLAUSE

O.J. LAUGHLIN
EST. 1951
PLUMBING COMPANY
Inc.

306 Saint Louis Avenue
 VALLEY PARK, MISSOURI 63088

836-225-0992 314-981-7327

invoice

INVOICE NO. 3172265

BILL TO:
 Missouri American Water Co
 PO Box 5605
 Cherry Hill, NJ 08034

JOB:
 MAWC - Edgewood Dr.
 PO#: 5000073398
 Clayton, MO 63105

A COMPLETE PLUMBING SERVICE - SINCE 1951 - REPAIRS - REMODELING - RESIDENTIAL - COMMERCIAL - DESIGN/BUILD

CUSTOMER	PURCHASE ORDER NO.	SERVICE TECH.	JOB#	TERMS	INVOICE DATE	PAGE
MAWC		MAWC	173024	net due upon receipt	6/1/17	1

QUANTITY	DESCRIPTION	UNIT PRICE	AMOUNT
----------	-------------	------------	--------

326 Edgewood
 To furnish labor and material to replace lead water service to house.

1	1" Flared Tee Head	89.58	89.58
1	3/4" Meter Yoke	114.81	114.81
1	Fibre Meter Box	96.25	96.25
1	Meter Cover or Lid	50.46	50.46
1	St. Louis County Stop-Box	32.87	32.87
1	1" Flared Angle Stop	53.56	53.56
100	1" Type K Soft Copper	4.35	435.00
1	Usage of Quick Plug	16.90	16.90
1	1" Flared Angle Stop	53.56	53.56
1	1" Copper M - FIP Adapter	13.95	13.95
1	1" Copper Fittings		
	(90-45-Couplings)	4.93	4.93
2	1" Copper Fittings		
	(St. 90 - St. 45)	17.08	34.16
1	1" Copper Reducer / Bushing	6.67	6.67
10	1" Type M Hard Copper	4.42	44.20
1	Usage Of String Solder & Paste	5.51	5.51
1	B-Tank (Usage)	5.51	5.51
1	1/2" Plug (Square Head)	9.80	9.80
	Total Material and Other		1,067.72

*Thank You For
 Your Business*

Visit us at our website
www.ojlaughlinplumbing.com

SALE AMOUNT	
TOTAL	

SEE REVERSE SIDE FOR LIEN CLAUSE

O.J. LAUGHLIN
ESTD 1931
PLUMBING COMPANY
Inc.

306 Saint Louis Avenue
 VALLEY PARK, MISSOURI 63088

636-225-0892 314-961-7327

invoice

INVOICE NO. 3172265

BILL TO:
 Missouri American Water Co
 PO Box 5605
 Cherry Hill, NJ 08034

JOB:
 MAWC - Edgewood Dr.
 PO#: 5000073398
 Clayton, MO 63105

A COMPLETE PLUMBING SERVICE - SINCE 1951 - REPAIRS - REMODELING - RESIDENTIAL - COMMERCIAL - DESIGN/BUILD

CUSTOMER	PURCHASE ORDER NO.	SERVICE TECH.	JOB#	TERMS	INVOICE DATE	PAGE
MAWC		MAWC	173024	net due upon receipt	6/1/17	2

QUANTITY	DESCRIPTION	UNIT PRICE	AMOUNT
1	Permit	60.00	60.00*
1	Trench Safety and Protection	75.00	75.00*
1	Compactor Usage	45.00	45.00*
1	Dump Fee	70.00	70.00*
80	Bore @ \$25.00 Per Foot	25.00	2,000.00*
1	Mini-Excavator Per Day	350.00	350.00*
1	Skidsteer Per Day	350.00	350.00*
1	Dump Truck Per Day	350.00	350.00*
15	Plumber At \$118.00 Per Hour	118.00	1,770.00*
3	Plumber OT At \$140.00 Per Hour	140.00	420.00*
9	Laborer with Service Truck @ \$89.00 Per Hour	89.00	801.00*
1	Laborer with Service Truck OT @ \$108.00 Per Hour	108.00	108.00*
3	Operator At \$83.00 Per Hour	83.00	249.00*
0.5	Operator OT At \$120.00 Per Hour	120.00	60.00*
	Total Labor		6,708.00

* means item is non-taxable

*Thanks You For
 Your Business*

Visit us at our website
www.ojlaughlinplumbing.com

SALE AMOUNT	7,775.72
8.11% Tax	86.59
TOTAL	\$7,862.31

SEE REVERSE SIDE FOR LIEN CLAUSE

Schedule JAM-r2
Page 200 of 276

MAWC southwest operations
 Schedule JAM-r6

O.J. LAUGHLIN
EST. 1951
PLUMBING COMPANY
Inc.

306 Saint Louis Avenue
 VALLEY PARK, MISSOURI 63088

636-225-0992 314-961-7327

invoice

INVOICE NO. 3172266

BILL TO:
 Missouri American Water Co
 PO Box 5605
 Cherry Hill, NJ 08034

JOB:
 MAWC - Edgewood Dr.
 PO#: 5000073398
 Clayton, MO 63105

A COMPLETE PLUMBING SERVICE ~ SALES ~ REPAIRS ~ REMODELING ~ RESIDENTIAL ~ COMMERCIAL ~ DESIGN/BUILD

CUSTOMER	PURCHASE ORDER NO.	SERVICE TECH.	JOB#	TERMS	INVOICE DATE	PAGE
MAWC		MAWC	173024	net due upon receipt	6/1/17	1
QUANTITY	DESCRIPTION			UNIT PRICE	AMOUNT	

322 Edgewood
 To furnish labor and material to replace lead water service to house.

1	1" Flared Tee Head	89.58	89.58
1	3/4" Meter Yoke	114.81	114.81
1	Fibre Meter Box	96.25	96.25
1	Meter Cover or Lid	50.46	50.46
1	St. Louis County Stop-Box	32.87	32.87
1	1" Flared Angle Stop	53.56	53.56
100	1" Type K Soft Copper	4.35	435.00
1	Usage of Quick Plug	16.90	16.90
1	1" Flared Angle Stop	53.56	53.56
1	1" Copper M - FIP Adapter	13.95	13.95
3	1" Copper Fittings (90-45-Couplings)	4.93	14.79
1	1" Copper Fittings (St. 90 - St. 45)	17.08	17.08
1	3/4" Male/Female Dialectic Union	11.02	11.02
6	1" Type M Hard Copper	4.42	26.52
3	3/4" Type M Hard Copper	2.69	8.07
1	1/2" Plug (Square Head)	9.80	9.80
1	1" Copper Reducer / Bushing	6.67	6.67
1	B-Tank (Usage)	5.51	5.51
1	Usage Of String Solder & Paste	5.51	5.51

*Thank You For
 Your Business*

Visit us at our website
www.ojlaughlinplumbing.com

SALE AMOUNT	
TOTAL	

SEE REVERSE SIDE FOR LIEN CLAUSE

O.J. LAUGHLIN
SINCE 1951
PLUMBING COMPANY
Sinc.

306 Saint Louis Avenue
 VALLEY PARK, MISSOURI 63088

636-225-0992 314-951-7327

invoice

INVOICE NO. 3172266

BILL TO:
 Missouri American Water Co
 PO Box 5605
 Cherry Hill, NJ 08034

JOB:
 MAWC - Edgewood Dr.
 PO#: 5000073398
 Clayton, MO 63105

A COMPLETE PLUMBING SERVICE - SINCE 1951 - REPAIRS - REMODELING - RESIDENTIAL - COMMERCIAL - DESIGN/BUILD

CUSTOMER	PURCHASE ORDER NO.	SERVICE TECH.	JOB#	TERMS	INVOICE DATE	PAGE
MAWC		MAWC	173024	net due upon receipt	6/1/17	2
QUANTITY	DESCRIPTION			UNIT PRICE	AMOUNT	

				Total Material and Other	1,061.91
1		Permit	60.00		60.00*
1		Trench Safety and Protection	75.00		75.00*
1		Compactor Usage	45.00		45.00*
1		Skidsteer Per Day	350.00		350.00*
1		Mini-Excavator Per Day	350.00		350.00*
80		Bore @ \$25.00 Per Foot	25.00		2,000.00*
15		Plumber At \$118.00 Per Hour	118.00		1,770.00*
3		Plumber OT At \$140.00 Per Hour	140.00		420.00*
9		Laborer with Service Truck @ \$89.00 Per Hour	89.00		801.00*
1		Laborer with Service Truck OT @ \$108.00 Per Hour	108.00		108.00*
3		Operator At \$83.00 Per Hour	83.00		249.00*
0.5		Operator OT At \$120.00 Per Hour	120.00		60.00*
				Total Labor	6,288.00

* means item is non-taxable

*Thank You For
 Your Business*

Visit us at our website
www.ojlaughlinplumbing.com

SALE AMOUNT	7,349.91
8.11% Tax	86.12
TOTAL	\$7,436.03

SEE REVERSE SIDE FOR LIEN CLAUSE

O.J. LAUGHLIN
SINCE 1951
PLUMBING COMPANY
Inc.

306 Saint Louis Avenue
 VALLEY PARK, MISSOURI 63088

636-226-0992 314-961-7327

invoice

INVOICE NO. 3172267

BILL TO:
 Missouri American Water Co
 PO Box 5605
 Cherry Hill, NJ 08034

JOB:
 MAWC - Edgewood Dr.
 PO#: 5000073398
 Clayton, MO 63105

A COMPLETE PLUMBING SERVICE ~ SINCE 1951 ~ REPAIRS ~ REMODELING ~ RESIDENTIAL ~ COMMERCIAL ~ DESIGN/BUILD

CUSTOMER	PURCHASE ORDER NO.	SERVICE TECH.	JOB#	TERMS	INVOICE DATE	PAGE
MAWC		MAWC	173024	net due upon receipt	6/1/17	1
QUANTITY	DESCRIPTION			UNIT PRICE	AMOUNT	

317 Edgewood
 To furnish labor and material to replace lead water service to house.

1	1" Flared Tee Head	89.58	89.58
1	3/4" Meter Yoke	114.81	114.81
1	Fibre Meter Box	96.25	96.25
1	Meter Cover or Lid	50.46	50.46
1	St. Louis County Stop-Box	32.87	32.87
1	1" Flared Angle Stop	53.56	53.56
60	1" Type K Soft Copper	4.35	261.00
1	Usage of Quick Plug	16.90	16.90
7	Rock Per Ton	10.65	74.55
1	1" Flared Angle Stop	53.56	53.56
1	1" Copper M - FIP Adapter	13.95	13.95
2	1" Copper Fittings (90-45-Couplings)	4.93	9.86
1	1" Copper Fittings (St. 90 - St. 45)	17.08	17.08
1	1" Copper Reducing Tee	20.47	20.47
10	1" Type M Hard Copper	4.42	44.20
2	3/4" C x C Copper Cap	2.18	4.36
1	Usage Of String Solder & Paste	5.51	5.51
1	B-Tank (Usage)	5.51	5.51
Total Material and Other			964.48

*Thank You For
 Your Business*

Visit us at our website
www.ojlaughlinplumbing.com

SALE AMOUNT	
TOTAL	

SEE REVERSE SIDE FOR LIEN CLAUSE

O.J. LAUGHLIN
EST. 1911
PLUMBING COMPANY
Inc.

306 Saint Louis Avenue
 VALLEY PARK, MISSOURI 63088

636-225-0992 314-861-7327

invoice

INVOICE NO. 3172267

BILL TO:
 Missouri American Water Co
 PO Box 5605
 Cherry Hill, NJ 08034

JOB:
 MAWC - Edgewood Dr.
 PO#: 5000073398
 Clayton, MO 63105

A COMPLETE PLUMBING SERVICE ~ SINCE 1951 ~ REPAIRS ~ REMODELING ~ RESIDENTIAL ~ COMMERCIAL ~ DESIGN/BUILD

CUSTOMER	PURCHASE ORDER NO.	SERVICE TECH.	JOB #	TERMS	INVOICE DATE	PAGE
MAWC		MAWC	173024	net due upon receipt	6/1/17	2

QUANTITY	DESCRIPTION	UNIT PRICE	AMOUNT
1	Permit	60.00	60.00*
1	Compactor Usage	45.00	45.00*
1	Trench Safety and Protection	75.00	75.00*
1	Dump Fee	70.00	70.00*
1	Mini-Excavator Per Day	350.00	350.00*
1	Skidsteer Per Day	350.00	350.00*
1	Dump Truck Per Day	350.00	350.00*
50	Bore @ \$25.00 Per Foot	25.00	1,250.00*
13	Plumber At \$118.00 Per Hour	118.00	1,534.00*
2	Plumber OT At \$140.00 Per Hour	140.00	280.00*
7	Laborer with Service Truck @ \$89.00 Per Hour	89.00	623.00*
3	Operator At \$83.00 Per Hour	83.00	249.00*
0.5	Operator OT At \$120.00 Per Hour	120.00	60.00*
	Total Labor		5,296.00

* means item is non-taxable

*Thank You For
 Your Business*

Visit us at our website
www.ojlaughlinplumbing.com

SALE AMOUNT	6,260.48
Tax	78.22
TOTAL	\$6,338.70

SEE REVERSE SIDE FOR LIEN CLAUSE

O.J. LAUGHLIN
EST. 1911
PLUMBING COMPANY
Inc.

306 Saint Louis Avenue
 VALLEY PARK, MISSOURI 63088

636-225-0992 314-961-7327

invoice

INVOICE NO. 3172268

BILL TO:
 Missouri American Water Co
 PO Box 5605
 Cherry Hill, NJ 08034

JOB:
 MAWC - Edgewood Dr.
 PO#: 5000073398
 Clayton, MO 63105

A COMPLETE PLUMBING SERVICE - SINCE 1961 - REPAIRS - REMODELING - RESIDENTIAL - COMMERCIAL - DESIGN/BUILD

CUSTOMER	PURCHASE ORDER NO.	SERVICE TECH.	ORDER NO.	TERMS	INVOICE DATE	PAGE
MAWC		MAWC	173024	net due upon receipt	6/1/17	1
QUANTITY	DESCRIPTION			UNIT PRICE	AMOUNT	

316 Edgewood

To furnish labor and material to replace lead water service to house.

1	1" Flared Tee Head	89.58	89.58
1	3/4" Meter Yoke	114.81	114.81
1	Fibre Meter Box	96.25	96.25
1	Meter Cover or Lid	50.46	50.46
1	St. Louis County Stop-Box	32.87	32.87
100	1" Type K Soft Copper	4.35	435.00
1	1" Flared Angle Stop	53.56	53.56
1	Usage of Quick Plug	16.50	16.90
1	1" Flared Angle Stop	53.56	53.56
1	1" Copper M - FIP Adapter	13.95	13.95
2	1" Copper Fittings (90-45-Couplings)	4.93	9.86
1	1" Copper Reducer / Bushing	6.67	6.67
1	1/2" Plug (Square Head)	9.80	9.80
2	1" Type M Hard Copper	4.42	8.84
1	Usage Of String Solder & Paste	5.51	5.51
1	B-Tank (Usage)	5.51	5.51
Total Material and Other			1,003.13
1	Permit	60.00	60.00*
1	Compactor Usage	45.00	45.00*

*Thank You For
 Your Business*

Visit us at our website
www.ojlaughlinplumbing.com

SALE AMOUNT	
TOTAL	

SEE REVERSE SIDE FOR LIEN CLAUSE

O.J. LAUGHLIN
SAVE THE
PLUMBING COMPANY
Inc.

306 Saint Louis Avenue
 VALLEY PARK, MISSOURI 63088

636-226-0992 314-961-7327

invoice

INVOICE NO. 3172268

BILL TO:
 Missouri American Water Co
 PO Box 5605
 Cherry Hill, NJ 08034

JOB:
 MAWC - Edgewood Dr.
 PO#: 500073398
 Clayton, MO 63105

A COMPLETE PLUMBING SERVICE ~ SINCE 1951 ~ REPAIRS ~ REMODELING ~ RESIDENTIAL ~ COMMERCIAL ~ DESIGN/BUILD

CUSTOMER	PURCHASE ORDER NO.	SERVICE/TECH.	JOB#	TERMS	INVOICE DATE	PAGE
MAWC		MAWC	173024	net due upon receipt	6/1/17	2

QUANTITY	DESCRIPTION	UNIT PRICE	AMOUNT
1	Trench Safety and Protection	75.00	75.00*
1	Skidsteer Per Day	350.00	350.00*
1	Mini-Excavator Per Day	350.00	350.00*
80	Bore @ \$25.00 Per Foot	25.00	2,000.00*
15	Plumber At \$118.00 Per Hour	118.00	1,770.00*
3	Plumber OT At \$140.00 Per Hour	140.00	420.00*
9	Laborer with Service Truck @ \$89.00 Per Hour	89.00	801.00*
1	Laborer with Service Truck OT @ \$108.00 Per Hour	108.00	108.00*
3	Operator At \$83.00 Per Hour	83.00	249.00*
0.5	Operator OT At \$120.00 Per Hour	120.00	60.00*
	Total Labor		6,288.00

* means item is non-taxable

*Thank You For
 Your Business*

Visit us at our website
www.ojlaughlinplumbing.com

SALE AMOUNT	7,291.13
8.11% Tax	81.35
TOTAL	\$7,372.48

SEE REVERSE SIDE FOR LIEN CLAUSE



306 Saint Louis Avenue
 VALLEY PARK, MISSOURI 63088

836-226-0992 314-961-7327

invoice

INVOICE NO. 3172269

BILL TO:
 Missouri American Water Co
 PO Box 5605
 Cherry Hill, NJ 08034

JOB:
 MAWC - Edgewood Dr.
 PO#: 5000073398
 Clayton, MO 63105

A COMPLETE PLUMBING SERVICE - SINCE 1951 - REPAIRS - REMODELING - RESIDENTIAL - COMMERCIAL - DESIGN/BUILD

CUSTOMER	PURCHASE ORDER NO.	SERVICE TECH	JOB#	TERMS	INVOICE DATE	PAGE
MAWC		MAWC	173024	net due upon receipt	6/1/17	1
QUANTITY	DESCRIPTION			UNIT PRICE	AMOUNT	

436 Edgewood
 To furnish labor and material to replace lead water service to house.

1	1" Flared Tee Head	89.58	89.58
1	3/4" Meter Yoke	114.81	114.81
1	Fibre Meter Box	96.25	96.25
1	Meter Cover or Lid	50.46	50.46
1	St. Louis County Stop-Box	32.87	32.87
1	1" Flared Angle Stop	53.56	53.56
1	1" Flared Coupling	27.55	27.55
100	1" Type K Soft Copper	4.35	435.00
1	1" Copper Fittings (90-45-Couplings)	4.93	4.93
1	1" Copper M - FIP Adapter	13.95	13.95
5	1" Type M Hard Copper	4.42	22.10
1	Usage Of String Solder & Paste	5.51	5.51
1	B-Tank (Usage)	5.51	5.51
Total Material and Other			952.08
1	Permit	60.00	60.00*
1	Compactor Usage	45.00	45.00*
1	Trench Safety and Protection	75.00	75.00*
1	Skidsteer Per Day	350.00	350.00*
1	Mini-Excavator Per Day	350.00	350.00*

Thank You For Your Business

Visit us at our website
www.ojlaughlinplumbing.com

SALE AMOUNT	
TOTAL	

SEE REVERSE SIDE FOR LIEN CLAUSE

O.J. LAUGHLIN
INCE 1911
PLUMBING COMPANY
Inc.

306 Saint Louis Avenue
 VALLEY PARK, MISSOURI 63088

636-226-0902 314-881-7327

invoice

INVOICE NO. 3172269

BILL TO
 Missouri American Water Co
 PO Box 5605
 Cherry Hill, NJ 08034

JOB:
 MAWC - Edgewood Dr.
 PO#: 5000073398
 Clayton, MO 63105

A COMPLETE PLUMBING SERVICE - SINCE 1851 - REPAIRS - REMODELING - RESIDENTIAL - COMMERCIAL - DESIGN/BUILD

CUSTOMER	PURCHASE ORDER NO.	SERVICE TECH.	JOB#	TERMS	INVOICE DATE	PAGE
MAWC		MAWC	173024	net due upon receipt	6/1/17	2
QUANTITY	DESCRIPTION			UNIT PRICE	AMOUNT	

80	Bore @ \$25.00 Per Foot	25.00	2,000.00*
15	Plumber At \$118.00 Per Hour	118.00	1,770.00*
3	Plumber OT At \$140.00 Per Hour	140.00	420.00*
9	Laborer with Service Truck @ \$89.00 Per Hour	89.00	801.00*
1	Laborer with Service Truck OT @ \$108.00 Per Hour	108.00	108.00*
3	Operator At \$83.00 Per Hour	83.00	249.00*
0.5	Operator OT At \$120.00 Per Hour	120.00	60.00*
	Total Labor		6,288.00

* means item is non-taxable

*Thank You For
 Your Business*

Visit us at our website
www.ojlaughlinplumbing.com

SALE AMOUNT	7,240.08
8.11% Tax	77.21
TOTAL	\$7,317.29

SEE REVERSE SIDE FOR LIEN CLAUSE

Schedule JAM-r2
Page 208 of 276

MAWC southwest operations
 Schedule JAM-r6

O.J. LAUGHLIN
SINCE 1951
PLUMBING COMPANY
Inc.

306 Saint Louis Avenue
 VALLEY PARK, MISSOURI 63088

636-225-0982 314-961-7327

invoice

INVOICE NO. 3172270

BILL TO:
 Missouri American Water Co
 PO Box 5605
 Cherry Hill, NJ 08034

JOB:
 MAWC - Edgewood Dr.
 PO#: 500073398
 Clayton, MO 63105

A COMPLETE PLUMBING SERVICE - SINCE 1951 - REPAIRS - REMODELING - RESIDENTIAL - COMMERCIAL - DESIGN/BUILD

CUSTOMER	PURCHASE ORDER NO.	SERVICE TECH.	JOB #	TERMS	INVOICE DATE	PAGE
MAWC		MAWC	173024	net due upon receipt	6/1/17	1
QUANTITY	DESCRIPTION			UNIT PRICE	AMOUNT	

313 Edgewood
 To furnish labor and material to replace lead water service to house.

1	1" Flared Tee Head	89.58	89.58
1	3/4" Meter Yoke	114.81	114.81
1	Fibre Meter Box	96.25	96.25
1	Meter Cover or Lid	50.46	50.46
1	St. Louis County Stop-Box	32.87	32.87
1	1" Flared Angle Stop	53.56	53.56
60	1" Type K Soft Copper	4.35	261.00
1	Usage of Quick Plug	16.90	16.90
1	1" Flared Angle Stop	53.56	53.56
1	1" Copper M - FIP Adapter	13.95	13.95
3	1" Copper Fittings (90-45-Couplings)	4.93	14.79
1	3/4" Male/Female Dialectic Union	11.02	11.02
1	1" Copper Reducer / Bushing	6.67	6.67
10	1" Type M Hard Copper	4.42	44.20
6	3/4" Type M Hard Copper	2.69	16.14
1	Usage Of String Solder & Paste	5.51	5.51
1	B-Tank (Usage)	5.51	5.51
1	1/2" Plug (Square Head)	9.80	9.80
Total Material and Other			896.58

*Thank You For
Your Business*

Visit us at our website
www.ojlaughlinplumbing.com

SALE AMOUNT	
TOTAL	

SEE REVERSE SIDE FOR LIEN CLAUSE

O.J. LAUGHLIN
SINCE 1971
PLUMBING COMPANY
Inc.

306 Saint Louis Avenue
 VALLEY PARK, MISSOURI 63088

636-225-0992 314-981-7327

invoice

INVOICE NO. 3172270

BILL TO:
 Missouri American Water Co
 PO Box 5605
 Cherry Hill, NJ 08034

JOB:
 MAWC - Edgewood Dr.
 PO#: 5000073398
 Clayton, MO 63105

A COMPLETE PLUMBING SERVICE - SINCE 1961 - REPAIRS - REMODELING - RESIDENTIAL - COMMERCIAL - DESIGN/BUILD

CUSTOMER	PURCHASE ORDER NO.	SERVICE TECH.	JOB#	TERMS	INVOICE DATE	PAGE
MAWC		MAWC	173024	net due upon receipt	6/1/17	2

QUANTITY	DESCRIPTION	UNIT PRICE	AMOUNT
1	Permit	60.00	60.00*
1	Compactor Usage	45.00	45.00*
1	Trench Safety and Protection	75.00	75.00*
1	Skidsteer Per Day	350.00	350.00*
1	Mini-Excavator Per Day	350.00	350.00*
50	Bore @ \$25.00 Per Foot	25.00	1,250.00*
13	Plumber At \$118.00 Per Hour	118.00	1,534.00*
2	Plumber OT At \$140.00 Per Hour	140.00	280.00*
7	Laborer with Service Truck @ \$89.00 Per Hour	89.00	623.00*
3	Operator At \$83.00 Per Hour	83.00	249.00*
0.5	Operator OT At \$120.00 Per Hour	120.00	60.00*
	Total Labor		4,876.00

* means item is non-taxable

*Thank You For
 Your Business*

Visit us at our website
www.ojlaughlinplumbing.com

SALE AMOUNT	5,772.58
8.11% Tax	72.71
TOTAL	\$5,845.29

SEE REVERSE SIDE FOR LIEN CLAUSE

O.J. LAUGHLIN
 PLUMBING COMPANY
Inc.

306 Saint Louis Avenue
 VALLEY PARK, MISSOURI 63088

636-225-0882 314-861-7927

invoice

INVOICE NO. 3172271

BILL TO: Missouri American Water Co
 PO Box 5605
 Cherry Hill, NJ 08034

JOB: MAWC - Edgewood Dr.
 PO#: 5000073398
 Clayton, MO 63105

A COMPLETE PLUMBING SERVICE ~ SINCE 1951 ~ REPAIRS ~ REMODELING ~ RESIDENTIAL ~ COMMERCIAL ~ DESIGN/BUILD

CUSTOMER	PURCHASE ORDER NO.	SERVICE/TEST	JOB#	TERMS	INVOICE DATE	PAGE
MAWC		MAWC	173024	net due upon receipt	6/1/17	1
QUANTITY	DESCRIPTION			UNIT PRICE	AMOUNT	

308 Edgewood
 To furnish labor and material to replace lead water service to house.

1	1" Flared Tee Head	89.58	89.58
1	3/4" Meter Yoke	114.81	114.81
1	Fibre Meter Box	96.25	96.25
1	Meter Cover or Lid	50.46	50.46
1	St. Louis County Stop-Box	32.87	32.87
1	1" Flared Angle Stop	53.56	53.56
100	1" Type K Soft Copper	4.35	435.00
1	1" Flared Angle Stop	53.56	53.56
1	1" Copper M - FIP Adapter	13.95	13.95
1	1" C x C Copper Tee	20.40	20.40
2	1" Copper Fittings (90-45-Couplings)	4.93	9.86
1	1" Copper Fittings (St. 90 - St. 45)	17.08	17.08
10	1" Type M Hard Copper	4.42	44.20
1	1" C x C Copper Cap	5.15	5.15
1	3/4" Plug (Square Head)	11.49	11.49
1	Usage Of String Solder & Paste	5.51	5.51
1	B-Tank (Usage)	5.51	5.51
Total Material and Other			1,059.24

*Thank You For
 Your Business*

Visit us at our website
www.ojlaughlinplumbing.com

SALE AMOUNT	
TOTAL	

SEE REVERSE SIDE FOR LIEN CLAUSE

O.J. LAUGHLIN
SINCE 1951
PLUMBING COMPANY
Inc.

306 Saint Louis Avenue
 VALLEY PARK, MISSOURI 63088

636-225-0092 314-961-7327

invoice

INVOICE NO. 3172271

BILL TO:
 Missouri American Water Co
 PO Box 5605
 Cherry Hill, NJ 08034

JOB:
 MAWC - Edgewood Dr.
 PO#: 5000073398
 Clayton, MO 63105

A COMPLETE PLUMBING SERVICE ~ SINCE 1951 ~ REPAIRS ~ REMODELING ~ RESIDENTIAL ~ COMMERCIAL ~ DESIGN/BUILD

CUSTOMER	PURCHASE ORDER NO.	SERVICE TECH.	JOB	TERMS	INVOICE DATE	PAGE
MAWC		MAWC	173024	net due upon receipt	6/1/17	2
QUANTITY	DESCRIPTION			UNIT PRICE	AMOUNT	

1	Permit	60.00	60.00*
1	Compactor Usage	45.00	45.00*
1	Trench Safety and Protection	75.00	75.00*
1	Mini-Excavator Per Day	350.00	350.00*
1	Skidsteer Per Day	350.00	350.00*
90	Bore @ \$25.00 Per Foot	25.00	2,250.00*
17	Plumber At \$118.00 Per Hour	118.00	2,006.00*
4	Plumber OT At \$140.00 Per Hour	140.00	560.00*
11	Laborer with Service Truck @ \$89.00 Per Hour	89.00	979.00*
2	Laborer with Service Truck OT @ \$108.00 Per Hour	108.00	216.00*
3	Operator At \$83.00 Per Hour	83.00	249.00*
0.5	Operator OT At \$120.00 Per Hour	120.00	60.00*
	Total Labor		7,200.00

* means item is non-taxable

*Thank You For
 Your Business*

Visit us at our website
www.ojlaughlinplumbing.com

SALE AMOUNT	8,259.24
8.11% Tax	85.90
TOTAL	\$8,345.14

SEE REVERSE SIDE FOR LIEN CLAUSE

Schedule JAM-r2
Page 212 of 276

MAWC southwest operations
 Schedule JAM-r6

O.J. LAUGHLIN
SINCE 1951
PLUMBING COMPANY
Inc.

306 Saint Louis Avenue
 VALLEY PARK, MISSOURI 63088

636-225-0992 314-961-7327

invoice 1702

ST. LOUIS
 OPERATIONS

INVOICE NO. 3172119

BILL TO:

Missouri American Water Co
 PO Box 5605
 Cherry Hill, NJ 08034

JOB:

MAWC - Arundel Pl.
 PO#: 5000071240
 Clayton, MO 63105

A COMPLETE PLUMBING SERVICE ~ SINCE 1951 ~ REPAIRS ~ REMODELING ~ RESIDENTIAL ~ COMMERCIAL ~ DESIGN/BUILD

CUSTOMER	PURCHASE ORDER NO.	SERVICE TECH.	JOB NO.	TERMS	INVOICE DATE	PAGE
MAWC		MAWC	173017	net due upon receipt	5/23/17	1
QUANTITY	DESCRIPTION			UNIT PRICE	AMOUNT	

23 Arundel
 To furnish labor and material to replace lead water service to house.

1	1" Flared Angle Stop	53.56	53.56
1	1" Copper M - FIP Adapter	13.95	13.95
3	1" Copper Fittings (90-45-Couplings)	4.93	14.79
2	1" Copper Fittings (St. 90 - St. 45)	17.08	34.16
12	1" Type M Hard Copper	4.42	53.04
1	1" Copper Reducing Tee	20.47	20.47
1	Usage Of String Solder & Paste	5.51	5.51
2	B-Tank (Usage)	5.51	11.02
1	3/4" Brass Cap	3.21	3.21
1	3/4" Plug (Square Head)	11.49	11.49
1	1" Flared Tee Head	89.58	89.58
1	3/4" Meter Yoke	114.81	114.81
1	Fibre Meter Box	96.25	96.25
1	Meter Cover or Lid	50.46	50.46
1	St. Louis County Stop-Box	32.87	32.87
1	1" Flared Angle Stop	53.56	53.56
100	1" Type K Soft Copper	4.35	435.00
1	Usage of Quick Plug	16.90	16.90
5	Rock Per Ton	10.65	53.25

*Thank You For
 Your Business*

Visit us at our website
www.ojlaughlinplumbing.com

SALE AMOUNT	
TOTAL	

SEE REVERSE SIDE FOR LIEN CLAUSE

O.J. LAUGHLIN
 PLUMBING COMPANY
Inc.

306 Saint Louis Avenue
 VALLEY PARK, MISSOURI 63088

636-225-0992 314-961-7327

invoice

INVOICE NO. 3172119

BILL TO:
 Missouri American Water Co
 PO Box 5605
 Cherry Hill, NJ 08034

JOB:
 MAWC - Arundel Pl.
 PO#: 500071240
 Clayton, MO 63105

A COMPLETE PLUMBING SERVICE ~ SINCE 1951 ~ REPAIRS ~ REMODELING ~ RESIDENTIAL ~ COMMERCIAL ~ DESIGN/BUILD

CUSTOMER	PURCHASE ORDER NO.	SERVICE TECH.	JOB#	TERMS	INVOICE DATE	PAGE
MAWC		MAWC	173017	net due upon receipt	5/23/17	2

QUANTITY	DESCRIPTION	UNIT PRICE	AMOUNT
	Total Material and Other		1,163.88
1	Permit	60.00	60.00*
1	Concrete Saw Per Day	350.00	350.00*
1	Dump Fee	70.00	70.00*
1	Trench Safety and Protection	75.00	75.00*
1	Compactor Usage	45.00	45.00*
80	Bore @ \$25.00 Per Foot	25.00	2,000.00*
1	Skidsteer Per Day	350.00	350.00*
1	Mini-Excavator Per Day	350.00	350.00*
19.5	Laborer with Service Truck @ \$89.00 Per Hour	89.00	1,735.50*
1.5	Laborer with Service Truck OT @ \$108.00 Per Hour	108.00	162.00*
13	Operator At \$83.00 Per Hour	83.00	1,079.00*
1	Operator OT At \$120.00 Per Hour	120.00	120.00*
1	Dump Truck Per Day	350.00	350.00*
21.5	Plumber At \$118.00 Per Hour	118.00	2,537.00*
2.5	Plumber OT At \$140.00 Per Hour	140.00	350.00*
	Total Labor		9,633.50

* means item is non-taxable

*Thanks You For
 Your Business*

Visit us at our website
www.ojlaughlinplumbing.com

SALE AMOUNT	10,797.38
8.11% Tax	94.39
TOTAL	\$10,891.77

SEE REVERSE SIDE FOR LIEN CLAUSE

MAWG-southwest operations
 Schedule JAM-r6

O.J. LAUGHLIN
 SPECIALTY
PLUMBING COMPANY
Inc.

306 Saint Louis Avenue
 VALLEY PARK, MISSOURI 63088

636-225-0992 314-961-7327

invoice

INVOICE NO. 3172120

BILL TO:

Missouri American Water Co
 PO Box 5605
 Cherry Hill, NJ 08034

JOB:

MAWC - Arundel Pl.
 PO#: 5000071240
 Clayton, MO 63105

A COMPLETE PLUMBING SERVICE - SINCE 1961 - REPAIRS - REMODELING - RESIDENTIAL - COMMERCIAL - DESIGN/BUILD

CUSTOMER	PURCHASE ORDER NO.	SERVICE TECH.	JOB#	TERMS	INVOICE DATE	PAGE
MAWC		MAWC	173017	net due upon receipt	5/23/17	1
QUANTITY	DESCRIPTION			UNIT PRICE	AMOUNT	

24 Arundel
 To furnish labor and material to replace lead water service to house.

1	1-1/2" Gate Valve	42.55	42.55
1	1-1/2" Copper Fittings (St. 90 - St. 45)	26.33	26.33
1	1-1/2" Copper Reducing Tee	32.02	32.02
1	1/2" Boiler Drain / Hose Bibb	11.11	11.11
1	1-1/2" C x C Copper Cap	10.08	10.08
2	1-1/2" Type L Hard Copper	10.46	20.92
1	Usage Of String Solder & Paste	5.51	5.51
1	B-Tank (Usage)	5.51	5.51
1	1" Flared Tee Head	89.58	89.58
1	3/4" Meter Yoke	114.81	114.81
1	Fibre Meter Box	96.25	96.25
1	Meter Cover or Lid	50.46	50.46
1	St. Louis County Stop-Box	32.87	32.87
1	1" Flared Angle Stop	53.56	53.56
100	1" Type K Soft Copper	4.35	435.00
5	Rock Per Ton	10.65	53.25
Total Material and Other			1,079.81
1	Permit	60.00	60.00*
1	Dump Fee	70.00	70.00*

*Thank You For
 Your Business*

Visit us at our website
www.ojlaughlinplumbing.com

SALE AMOUNT	
TOTAL	

SEE REVERSE SIDE FOR LIEN CLAUSE

O.J. LAUGHLIN
SINCE 1931
PLUMBING COMPANY
Inc.

306 Saint Louis Avenue
 VALLEY PARK, MISSOURI 63088

636-225-0992 314-961-7327

invoice

INVOICE NO. 3172120

BILL TO:
 Missouri American Water Co
 PO Box 5605
 Cherry Hill, NJ 08034

JOB:
 MAWC - Arundel Pl.
 PO#: 5000071240
 Clayton, MO 63105

A COMPLETE PLUMBING SERVICE - SINCE 1931 - REPAIRS - REMODELING - RESIDENTIAL - COMMERCIAL - DESIGN/BUILD

CUSTOMER	PURCHASE ORDER NO.	SERVICE TECH.	JOB#	TERMS	INVOICE DATE	PAGE
MAWC		MAWC	173017	net due upon receipt	5/23/17	2
QUANTITY	DESCRIPTION			UNIT PRICE	AMOUNT	

1	Trench Safety and Protection	75.00	75.00*
1	Compactor Usage	45.00	45.00*
1	Skidsteer Per Day	350.00	350.00*
1	Mini-Excavator Per Day	350.00	350.00*
1	Dump Truck Per Day	350.00	350.00*
80	Bore @ \$25.00 Per Foot	25.00	2,000.00*
17.5	Plumber At \$118.00 Per Hour	118.00	2,065.00*
2.5	Plumber OT At \$140.00 Per Hour	140.00	350.00*
13	Operator At \$83.00 Per Hour	83.00	1,079.00*
1	Operator OT At \$120.00 Per Hour	120.00	120.00*
19.5	Laborer with Service Truck @ \$89.00 Per Hour	89.00	1,735.50*
1.5	Laborer with Service Truck OT @ \$108.00 Per Hour	108.00	162.00*
	Total Labor		8,811.50

* means item is non-taxable

*Thank You For
 Your Business*

Visit us at our website
www.ojlaughlinplumbing.com

SALE AMOUNT	9,891.31
8.11% Tax	87.57
TOTAL	\$9,978.88

SEE REVERSE SIDE FOR LIEN CLAUSE

O.J. LAUGHLIN
 SINCE 1981
PLUMBING COMPANY
Inc.

306 Saint Louis Avenue
 VALLEY PARK, MISSOURI 63088

636-225-0992 314-981-7327

invoice

INVOICE NO. 3172121

BILL TO: Missouri American Water Co
 PO Box 5605
 Cherry Hill, NJ 08034

JOB: MAWC - Arundel Pl.
 PO#: 5000071240
 Clayton, MO 63105

A COMPLETE PLUMBING SERVICE - SINCE 1961 - REPAIRS - REMODELING - RESIDENTIAL - COMMERCIAL - DESIGN/BUILD

CUSTOMER	PURCHASE ORDER NO.	SERVICE TECH.	JOB#	TERMS	INVOICE DATE	PAGE
MAWC		MAWC	173017	net due upon receipt	5/23/17	1
QUANTITY	DESCRIPTION			UNIT PRICE	AMOUNT	

26 Arundel

To furnish labor and material to replace lead water service to house.

1	1" Flared Angle Stop	53.56	53.56
1	1" Copper M - FIP Adapter	13.95	13.95
2	1" Copper Fittings (90-45-Couplings)	4.93	9.86
1	1" Copper Reducer / Bushing	6.67	6.67
10	1" Type M Hard Copper	4.42	44.20
1	Usage Of String Solder & Paste	5.51	5.51
2	B-Tank (Usage)	5.51	11.02
1	1" Flared Tee Head	89.58	89.58
1	3/4" Meter Yoke	114.81	114.81
1	Fibre Meter Box	96.25	96.25
1	Meter Cover or Lid	50.46	50.46
1	St. Louis County Stop-Box	32.87	32.87
1	1" Flared Angle Stop	53.56	53.56
100	1" Type K Soft Copper	4.35	435.00
1	Usage of Quick Plug	16.90	16.90
5	Rock Per Ton	10.65	53.25
Total Material and Other			1,087.45
1	Permit	60.00	60.00*
1	Trench Safety and Protection	75.00	75.00*

*Thank You For
 Your Business*

Visit us at our website
www.ojlaughlinplumbing.com

SALE AMOUNT

TOTAL

SEE REVERSE SIDE FOR LIEN CLAUSE

O.J. LAUGHLIN
SINCE 1951
PLUMBING COMPANY
Inc.

306 Saint Louis Avenue
 VALLEY PARK, MISSOURI 63088

636-225-0992 314-961-7327

invoice

INVOICE NO. 3172121

BILL TO:

Missouri American Water Co
 PO Box 5605
 Cherry Hill, NJ 08034

JOB:

MAWC - Arundel Pl.
 PO#: 5000071240
 Clayton, MO 63105

A COMPLETE PLUMBING SERVICE - SINCE 1951 - REPAIRS - REMODELING - RESIDENTIAL - COMMERCIAL - DESIGN/BUILD

CUSTOMER	PURCHASE ORDER NO.	SERVICE TECH.	JOB#	TERMS	INVOICE DATE	PAGE
MAWC		MAWC	173017	net due upon receipt	5/23/17	2

QUANTITY	DESCRIPTION	UNIT PRICE	AMOUNT
1	Dump Fee	70.00	70.00*
1	Concrete Saw Per Day	350.00	350.00*
1	Compactor Usage	45.00	45.00*
1	Skidsteer Per Day	350.00	350.00*
1	Mini-Excavator Per Day	350.00	350.00*
1	Dump Truck Per Day	350.00	350.00*
100	Bore @ \$25.00 Per Foot	25.00	2,500.00*
17.5	Plumber At \$118.00 Per Hour	118.00	2,065.00*
2.5	Plumber OT At \$140.00 Per Hour	140.00	350.00*
13	Operator At \$83.00 Per Hour	83.00	1,079.00*
1	Operator OT At \$120.00 Per Hour	120.00	120.00*
19.5	Laborer with Service Truck @ \$89.00 Per Hour	89.00	1,735.50*
1.5	Laborer with Service Truck OT @ \$108.00 Per Hour	108.00	162.00*
	Total Labor		9,661.50

* means item is non-taxable

*Thank You For
 Your Business*

Visit us at our website
www.ojlaughlinplumbing.com

SALE AMOUNT	10,748.95
8.11% Tax	88.19
TOTAL	\$10,837.14

SEE REVERSE SIDE FOR LIEN CLAUSE



306 Saint Louis Avenue
 VALLEY PARK, MISSOURI 63088

636-225-0992 314-961-7327

invoice

INVOICE NO. 3172122

BILL TO:

Missouri American Water Co
 PO Box 5605
 Cherry Hill, NJ 08034

JOB:

MAWC - Arundel Pl.
 PO#: 5000071240
 Clayton, MO 63105

A COMPLETE PLUMBING SERVICE ~ SINCE 1951 ~ REPAIRS ~ REMODELING ~ RESIDENTIAL ~ COMMERCIAL ~ DESIGN/BUILD

CUSTOMER	PURCHASE ORDER NO.	SERVICE TECH.	JOB#	TERMS	INVOICE DATE	PAGE
MAWC			173017	net due upon receipt	5/23/17	1
QUANTITY	DESCRIPTION			UNIT PRICE	AMOUNT	

28 Arundel

To furnish labor and material to replace lead water service to house.

1	1" Flared Angle Stop	53.56	53.56
1	1" Copper M - FIP Adapter	13.95	13.95
2	1" Copper Fittings (90-45-Couplings)	4.93	9.86
1	1" Copper Reducing Tee	20.47	20.47
10	1" Type M Hard Copper	4.42	44.20
1	Usage Of String Solder & Paste	5.51	5.51
2	B-Tank (Usage)	5.51	11.02
2	1/2" Brass Cap	3.14	6.28
2	Brass Nipple 1/2x4"	16.58	33.16
1	1" Flared Tee Head	89.58	89.58
1	St. Louis County Stop-Box	32.87	32.87
60	1" Type K Soft Copper	4.35	261.00
1	1" Flared Coupling	27.55	27.55
5	Rock Per Ton	10.65	53.25
Total Material and Other			662.26
1	Permit	60.00	60.00*
1	Dump Fee	70.00	70.00*
40	Bore @ \$25.00 Per Foot	25.00	1,000.00*
1	Trench Safety and Protection	75.00	75.00*

*Thank You For
Your Business*

Visit us at our website
www.ojlaughlinplumbing.com

SALE AMOUNT	
TOTAL	

SEE REVERSE SIDE FOR LIEN CLAUSE

O.J. LAUGHLIN
Since 1911
PLUMBING COMPANY
Inc.

306 Saint Louis Avenue
 VALLEY PARK, MISSOURI 63088

636-225-0992 314-961-7327

invoice

INVOICE NO. 3172122

BILL TO:

Missouri American Water Co
 PO Box 5605
 Cherry Hill, NJ 08034

JOB:

MAWC - Arundel Pl.
 PO#: 5000071240
 Clayton, MO 63105

A COMPLETE PLUMBING SERVICE - SINCE 1851 - REPAIRS - REMODELING - RESIDENTIAL - COMMERCIAL - DESIGN/BUILD

CUSTOMER	PURCHASE ORDER NO.	SERVICE TECH.	JOB#	TERMS	INVOICE DATE	PAGE
MAWC			173017	net due upon receipt	5/23/17	2
QUANTITY	DESCRIPTION			UNIT PRICE	AMOUNT	

1	Compactor Usage	45.00	45.00*
1	Skidsteer Per Day	350.00	350.00*
1	Mini-Excavator Per Day	350.00	350.00*
1	Dump Truck Per Day	350.00	350.00*
17.5	Plumber At \$118.00 Per Hour	118.00	2,065.00*
2.5	Plumber OT At \$140.00 Per Hour	140.00	350.00*
14	Operator At \$83.00 Per Hour	83.00	1,162.00*
19.5	Laborer with Service Truck @ \$89.00 Per Hour	89.00	1,735.50*
1.5	Laborer with Service Truck OT @ \$108.00 Per Hour	108.00	162.00*
	Total Labor		7,774.50

* means item is non-taxable

*Thank You For
Your Business*

Visit us at our website
www.ojlaughlinplumbing.com

SALE AMOUNT	8,436.76
8.11% Tax	53.71
TOTAL	\$8,490.47

SEE REVERSE SIDE FOR LIEN CLAUSE

O.J. LAUGHLIN
SINCE 1961
PLUMBING COMPANY
Inc.

300 Saint Louis Avenue
 VALLEY PARK, MISSOURI 63088

638-225-0992 314-961-7327

invoice

INVOICE NO. 3172140

BILL TO:
 Missouri American Water Co
 PO Box 5605
 Cherry Hill, NJ 08034

JOB:
 MAWC - Arundel Pl.
 PO#: 5000071240
 Clayton, MO 63105

A COMPLETE PLUMBING SERVICE ~ SINCE 1961 ~ REPAIRS ~ REMODELING ~ RESIDENTIAL ~ COMMERCIAL ~ DESIGN/BUILD

CUSTOMER	PURCHASE ORDER NO.	SERVICE TEGIL	JOB#	TERMS	INVOICE DATE	PAGE
MAWC		MAWC	173017	net due upon receipt	5/23/17	1
QUANTITY	DESCRIPTION			UNIT PRICE	AMOUNT	

35 Arundel

To furnish labor and material to replace lead water service to house.

1	1" Copper Fittings (90-45-Couplings)	4.93	4.93
1	1" Copper Reducer / Bushing	6.67	6.67
1	3/4" Copper Fittings (90-45-Couplings)	3.59	3.59
2	1" Type M Hard Copper	4.42	8.84
1	Usage Of String Solder & Paste	5.51	5.51
2	B-Tank (Usage)	5.51	11.02
1	1" Flared Tee Head	89.58	89.58
1	3/4" Meter Yoke	114.81	114.81
1	Fibre Meter Box	96.25	96.25
1	Meter Cover or Lid	50.46	50.46
1	St. Louis County Stop-Box	32.87	32.87
1	1" Flared Angle Stop	53.56	53.56
100	1" Type K Soft Copper	4.35	435.00
1	Usage of Quick Plug	16.90	16.90
5	Rock Per Ton	10.65	53.25
Total Material and Other			983.24
1	Permit	60.00	60.00*
1	Trench Safety and Protection	75.00	75.00*

*Thank You For
 Your Business*

Visit us at our website
www.ojlaughlinplumbing.com

SALE AMOUNT	
TOTAL	

SEE REVERSE SIDE FOR LIEN CLAUSE

O.J. LAUGHLIN
SINCE 1981
PLUMBING COMPANY
Inc.

306 Saint Louis Avenue
 VALLEY PARK, MISSOURI 63088

636-225-0992 314-961-7327

invoice

INVOICE NO. 3172140

BILL TO:

Missouri American Water Co
 PO Box 5605
 Cherry Hill, NJ 08034

JOB:

MAWC - Arundel Pl.
 PO#: 5000071240
 Clayton, MO 63105

A COMPLETE PLUMBING SERVICE ~ SINCE 1981 ~ REPAIRS ~ PERMITS ~ RESIDENTIAL ~ COMMERCIAL ~ DESIGN/BUILD

CUSTOMER	PURCHASE ORDER NO.	SERVICE TECH	JOB#	TERMS	INVOICE DATE	PAGE
MAWC		MAWC	173017	net due upon receipt	5/23/17	2
QUANTITY	DESCRIPTION			UNIT PRICE	AMOUNT	

1	Dump Fee	70.00	70.00*
1	Compactor Usage	45.00	45.00*
1	Skidsteer Per Day	350.00	350.00*
1	Mini-Excavator Per Day	350.00	350.00*
1	Dump Truck Per Day	350.00	350.00*
80	Bore @ \$25.00 Per Foot	25.00	2,000.00*
20	Plumber At \$118.00 Per Hour	118.00	2,360.00*
2.5	Plumber OT At \$140.00 Per Hour	140.00	350.00*
13.5	Operator At \$83.00 Per Hour	83.00	1,120.50*
1	Operator OT At \$120.00 Per Hour	120.00	120.00*
20	Laborer with Service Truck @ \$89.00 Per Hour	89.00	1,780.00*
1.5	Laborer with Service Truck OT @ \$108.00 Per Hour	108.00	162.00*
	Total Labor		9,192.50

* means item is non-taxable

*Thank You For
 Your Business*

Visit us at our website
www.ojlaughlinplumbing.com

SALE AMOUNT	10,175.74
8.11% Tax	79.74
TOTAL	\$10,255.48

SEE REVERSE SIDE FOR LIEN CLAUSE

O.J. LAUGHLIN
Since 1961
PLUMBING COMPANY
Inc.

306 Saint Louis Avenue
 VALLEY PARK, MISSOURI 63088

636-225-0892 314-961-7327

invoice

INVOICE NO. 3172141

BILL TO:

Missouri American Water Co
 PO Box 5605
 Cherry Hill, NJ 08034

JOB:

MAWC - Arundel Pl.
 PO#: 5000071240
 Clayton, MO 63105

A COMPLETE PLUMBING SERVICE ~ SINCE 1961 ~ REPAIRS ~ REMODELING ~ RESIDENTIAL ~ COMMERCIAL ~ DESIGN/BUILD

CUSTOMER	PURCHASE ORDER NO.	SERVICE TECH.	JOB#	TERMS	INVOICE DATE	PAGE
MAWC		MAWC	173017	net due upon receipt	5/23/17	1
QUANTITY	DESCRIPTION			UNIT PRICE	AMOUNT	

38 Arundel

To furnish labor and material to replace lead water service to house.

1	1" Flared Angle Stop	53.56	53.56
1	1" Copper M - FIP Adapter	13.95	13.95
1	1" Copper Fittings (90-45-Couplings)	4.93	4.93
1	3/4" Male/Female Dialectic Union	11.02	11.02
1	1" Copper Reducer / Bushing	6.67	6.67
1	1" Copper Fittings (St. 90 - St. 45)	17.08	17.08
15	1" Type M Hard Copper	4.42	66.30
1	Usage Of String Solder & Paste	5.51	5.51
2	B-Tank (Usage)	5.51	11.02
1	1" Flared Tee Head	89.58	89.58
1	3/4" Meter Yoke	114.81	114.81
1	Fibre Meter Box	96.25	96.25
1	Meter Cover or Lid	50.46	50.46
1	St. Louis County Stop-Box	32.87	32.87
1	1" Flared Angle Stop	53.56	53.56
100	1" Type K Soft Copper	4.35	435.00
1	Usage of Quick Plug	16.90	16.90
5	Rock Per Ton	10.65	53.25

*Thank You For
Your Business*

Visit us at our website
www.ojlaughlinplumbing.com

SALE AMOUNT	
TOTAL	

SEE REVERSE SIDE FOR LIEN CLAUSE

O.J. LAUGHLIN
Since 1911
PLUMBING COMPANY
Inc.

306 Saint Louis Avenue
 VALLEY PARK, MISSOURI 63088

636-226-0992 314-961-7327

invoice

INVOICE NO. 3172141

BILL TO:

Missouri American Water Co
 PO Box 5605
 Cherry Hill, NJ 08034

JOB:

MAWC - Artindel Pl.
 PO#: 5000071240
 Clayton, MO 63105

A COMPLETE PLUMBING SERVICE - SINCE 1911 - REPAIRS - RENOVATING - RESIDENTIAL - COMMERCIAL - DESIGN/BUILD

CUSTOMER	PURCHASE ORDER NO.	SERVICE TECH.	JOB#	TERMS	INVOICE DATE	PAGE
MAWC		MAWC	173017	net due upon receipt	5/23/17	2
QUANTITY	DESCRIPTION			UNIT PRICE	AMOUNT	

		Total Material and Other		1,132.72
1		Permit	60.00	60.00*
1		Dump Fee	70.00	70.00*
1		Trench Safety and Protection	75.00	75.00*
100		Bore @ \$25.00 Per Foot	25.00	2,500.00*
1		Compactor Usage	45.00	45.00*
1		Skidsteer Partial Day	120.00	120.00*
1		Mini-Excavator Per Day	350.00	350.00*
1		Dump Truck Per Day	350.00	350.00*
21.5		Plumber At \$118.00 Per Hour	118.00	2,537.00*
3		Plumber OT At \$140.00 Per Hour	140.00	420.00*
13		Operator At \$83.00 Per Hour	83.00	1,079.00*
2		Operator OT At \$120.00 Per Hour	120.00	240.00*
19.5		Laborer with Service Truck @ \$89.00 Per Hour	89.00	1,735.50*
2		Laborer with Service Truck OT @ \$108.00 Per Hour	108.00	216.00*
		Total Labor		9,797.50

* means item is non-taxable

*Thank You For
 Your Business*

Visit us at our website
www.ojlaughlinplumbing.com

SALE AMOUNT	10,930.22
8.11% Tax	91.86
TOTAL	\$11,022.08

SEE REVERSE SIDE FOR LIEN CLAUSE

O.J. LAUGHLIN
SINCE 1931
PLUMBING COMPANY
Inc.

306 Saint Louis Avenue
 VALLEY PARK, MISSOURI 63088

636-226-0892 314-961-7327

invoice

INVOICE NO. 3172142

BILL TO:

Missouri American Water Co
 PO Box 5605
 Cherry Hill, NJ 08034

JOB:

MAWC - Arundel Pl.
 PO#: 5000071240
 Clayton, MO 63105

A COMPLETE PLUMBING SERVICE SINCE 1851 - REPAIRS - REMODELING - RESIDENTIAL - COMMERCIAL - DESIGN/BUILD

CUSTOMER	PURCHASE ORDER NO.	SERVICE TECH.	JOB#	TERMS	INVOICE DATE	PAGE
MAWC		MAWC	173017	net due upon receipt	5/24/17	1
QUANTITY	DESCRIPTION			UNIT PRICE	AMOUNT	

40 Arundel
 To furnish labor and material to replace lead water service to house.

1	1" Copper C x C Sleeve / Less Stop	7.03	7.03
1	1" Copper Fittings (90-45-Couplings)	4.93	4.93
2	1" Type M Hard Copper	4.42	8.84
1	Usage Of String Solder & Paste	5.51	5.51
2	B-Tank (Usage)	5.51	11.02
1	1" Flared Tee Head	89.58	89.58
1	3/4" Meter Yoke	114.81	114.81
1	Fibre Meter Box	96.25	96.25
1	Meter Cover or Lid	50.46	50.46
1	St. Louis County Stop-Box	32.87	32.87
1	1" Flared Angle Stop	53.56	53.56
100	1" Type K Soft Copper	4.35	435.00
1	Usage of Quick Plug	16.90	16.90
5	Rock Per Ton	10.65	53.25
	Total Material and Other		980.01
1	Permit	60.00	60.00*
1	Trench Safety and Protection	75.00	75.00*
1	Dump Fee	70.00	70.00*

*Thank You For
 Your Business*

Visit us at our website
www.ojlaughlinplumbing.com

SALE AMOUNT	
TOTAL	

SEE REVERSE SIDE FOR LIEN CLAUSE

O.J. LAUGHLIN
 SWEET
PLUMBING COMPANY
Inc.

306 Saint Louis Avenue
 VALLEY PARK, MISSOURI 63088

636-226-0092 314-961-7327

invoice

INVOICE NO. 3172142

BILL TO:
 Missouri American Water Co
 PO Box 5605
 Cherry Hill, NJ 08034

JOB:
 MAWC - Arundel Pl.
 PO#: 5000071240
 Clayton, MO 63105

A COMPLETE PLUMBING SERVICE - SINCE 1951 - REPAIRS - REMODELING - RESIDENTIAL - COMMERCIAL - DESIGN/INSTALL

CUSTOMER	PURCHASE ORDER NO.	SERVICE TECH.	JOB#	TERMS	INVOICE DATE	PAGE
MAWC		MAWC	173017	net due upon receipt	5/24/17	2
QUANTITY	DESCRIPTION			UNIT PRICE	AMOUNT	

1	Compactor Usage	45.00	45.00*
1	Skidsteer Per Day	350.00	350.00*
1	Mini-Excavator Per Day	350.00	350.00*
1	Dump Truck Per Day	350.00	350.00*
100	Bore @ \$25.00 Per Foot	25.00	2,500.00*
17.5	Plumber At \$118.00 Per Hour	118.00	2,065.00*
3	Plumber OT At \$140.00 Per Hour	140.00	420.00*
13	Operator At \$83.00 Per Hour	83.00	1,079.00*
1	Operator OT At \$120.00 Per Hour	120.00	120.00*
19.5	Laborer with Service Truck @ \$89.00 Per Hour	89.00	1,735.50*
1	Laborer with Service Truck OT @ \$108.00 Per Hour	108.00	108.00*
	Total Labor		9,327.50

* means item is non-taxable

*Thank You For
 Your Business*

Visit us at our website
www.ojlaughlinplumbing.com

SALE AMOUNT	10,307.51
8.112% Tax	79.48
TOTAL	\$10,386.99

SEE REVERSE SIDE FOR LIEN CLAUSE

O.J. LAUGHLIN
SINCE 1961
PLUMBING COMPANY
Inc.

306 Saint Louis Avenue
 VALLEY PARK, MISSOURI 63088

636-225-0992 314-961-7327

invoice

INVOICE NO. 3172143

BILL TO: Missouri American Water Co
 PO Box 5605
 Cherry Hill, NJ 08034

JOB: MAWC - Arundel Pl.
 PO#: 5000071240
 Clayton, MO 63105

A COMPLETE PLUMBING SERVICE - SINCE 1961 - REPAIRS - REMODELING - RESIDENTIAL - COMMERCIAL - DESIGN/BUILD

CUSTOMER	PURCHASE ORDER NO.	SERVICE TECH.	JOB#	TERMS	INVOICE DATE	PAGE
MAWC		MAWC	173017	net due upon receipt	5/24/17	1
QUANTITY	DESCRIPTION			UNIT PRICE	AMOUNT	

44 Arundel

To finish labor and material to replace lead water service to house.

1	1" Flared Angle Stop	53.56	53.56
1	1" Copper M - FIP Adapter	13.95	13.95
2	1" Copper Fittings (90-45-Couplings)	4.93	9.86
1	1" Copper Fittings (St. 90 - St. 45)	17.08	17.08
1	1/2" Plug (Square Head)	9.80	9.80
10	1" Type M Hard Copper	4.42	44.20
1	Usage Of String Solder & Paste	5.51	5.51
2	B-Tank (Usage)	5.51	11.02
1	1" Flared Tee Head	89.58	89.58
1	3/4" Meter Yoke	114.81	114.81
1	Meter Cover or Lid	50.46	50.46
1	Fibre Meter Box	96.25	96.25
1	St. Louis County Stop-Box	32.87	32.87
1	1" Flared Angle Stop	53.56	53.56
100	1" Type K Soft Copper	4.35	435.00
1	Usage of Quick Plug	16.90	16.90
5	Rock Per Ton	10.65	53.25
Total Material and Other			1,107.66

*Thank You For
Your Business*

Visit us at our website
www.ojlaughlinplumbing.com

SALE AMOUNT

TOTAL

SEE REVERSE SIDE FOR LIEN CLAUSE

O. J. LAUGHLIN
 SINCE 1951
PLUMBING COMPANY
Inc.

306 Saint Louis Avenue
 VALLEY PARK, MISSOURI 63088

636-225-0992 314-961-7327

invoice

INVOICE NO. 3172143

BILL TO:

Missouri American Water Co
 PO Box 5605
 Cherry Hill, NJ 08034

JOB:

MAWC - Arundel Pl.
 PO#: 5000071240
 Clayton, MO 63105

A COMPLETE PLUMBING SERVICE - SINCE 1951 - REPAIRS - REMODELING - RESIDENTIAL - COMMERCIAL - DESIGN/BUILD

CUSTOMER	PURCHASE ORDER NO.	SERVICE TECH.	JOB#	TERMS	INVOICE DATE	PAGE
MAWC		MAWC	173017	net due upon receipt	5/24/17	2
QUANTITY	DESCRIPTION			UNIT PRICE	AMOUNT	

1	Pemlit	60.00	60.00*
1	Dump Fee	70.00	70.00*
1	Trench Safety and Protection	75.00	75.00*
1	Compactor Usage	45.00	45.00*
100	Bore @ \$25.00 Per Foot	25.00	2,500.00*
1	Skldsteer Per Day	350.00	350.00*
1	Mini-Excavator Per Day	350.00	350.00*
1	Dump Truck Per Day	350.00	350.00*
22	Plumber At \$118.00 Per Hour	118.00	2,596.00*
3	Plumber OT At \$140.00 Per Hour	140.00	420.00*
13.5	Operator At \$83.00 Per Hour	83.00	1,120.50*
1	Operator OT At \$120.00 Per Hour	120.00	120.00*
20	Laborer with Service Truck @ \$89.00 Per Hour	89.00	1,780.00*
1.5	Laborer with Service Truck OT @ \$108.00 Per Hour	108.00	162.00*
Total Labor			9,998.50

* means item is non-taxable

*Thank You For
 Your Business*

Visit us at our website
www.ojlaughlinplumbing.com

SALE AMOUNT	11,106.16
8.11% Tax	89.83
TOTAL	\$11,195.99

SEE REVERSE SIDE FOR LIEN CLAUSE

O. J. LAUGHLIN
SINCE 1951
PLUMBING COMPANY
Inc.

306 Saint Louis Avenue
VALLEY PARK, MISSOURI 63088

636-225-0992 314-981-7327

invoice

INVOICE NO. 3172144

BILL TO:

Missouri American Water Co
PO Box 5605
Cherry Hill, NJ 08034

JOB:

MAWC - Arundel Pl.
PO#: 5000071240
Clayton, MO 63105

A COMPLETE PLUMBING SERVICE - SINCE 1951 - REPAIRS - REMODELING - RESIDENTIAL - COMMERCIAL - DESIGN/BUILD

CUSTOMER	PURCHASE ORDER NO.	SERVICE TECH.	JOB NO.	TERMS	INVOICE DATE	PAGE
MAWC		MAWC	173017	net due upon receipt	5/24/17	1
QUANTITY	DESCRIPTION			UNIT PRICE	AMOUNT	

46 Arundel
To furnish labor and material to replace lead water service to house.

1	1" Flared Angle Stop	53.56	53.56
1	1" Copper M - FIP Adapter	13.95	13.95
1	1" Copper Fittings (90-45-Couplings)	4.93	4.93
1	3/4" Copper Fittings (St. 90 - St. 45)	5.19	5.19
1	1" Copper Reducer / Bushing	6.67	6.67
10	1" Type M Hard Copper	4.42	44.20
2	3/4" Copper Fittings (90-45-Couplings)	3.59	7.18
5	3/4" Type M Hard Copper	2.69	13.45
1	Usage Of String Solder & Paste	5.51	5.51
2	B-Tank (Usage)	5.51	11.02
1	1" Flared Tee Head	89.58	89.58
1	3/4" Meter Yoke	114.81	114.81
1	1" Flared Coupling	27.55	27.55
1	Fibre Meter Box	96.25	96.25
1	Meter Cover or Lid	50.46	50.46
1	St. Louis County Stop-Box	32.87	32.87
1	1" Flared Angle Stop	53.56	53.56
100	1" Type K Soft Copper	4.35	435.00
1	Usage of Quick Plug	16.90	16.90

*Thank You For
Your Business*

Visit us at our website
www.ojlaughlinplumbing.com

SALE AMOUNT	
TOTAL	

SEE REVERSE SIDE FOR LIEN CLAUSE

O. J. LAUGHLIN
Since 1971
PLUMBING COMPANY
Sue.

308 Saint Louis Avenue
 VALLEY PARK, MISSOURI 63088

636-225-0992 314-961-7327

invoice

INVOICE NO. 3172144

BILL TO:

Missouri American Water Co
 PO Box 5605
 Cherry Hill, NJ 08034

JOB:

MAWC - Arundel Pl.
 PO#: 5000071240
 Clayton, MO 63105

A COMPLETE PLUMBING SERVICE ~ SINCE 1951 ~ REPAIRS ~ REMODELING ~ RESIDENTIAL ~ COMMERCIAL ~ DESIGN/BUILD

CUSTOMER	PURCHASE ORDER NO.	SERVICE TECH.	JOB#	TERMS	INVOICE DATE	PAGE
MAWC		MAWC	173017	net due upon receipt	5/24/17	2
QUANTITY	DESCRIPTION			UNIT PRICE	AMOUNT	

5	Rock Per Ton	10.65	53.25
	Total Material and Other		1,135.89
1	Permit	60.00	60.00*
1	Dump Fee	70.00	70.00*
1	Concrete Saw Per Day	350.00	350.00*
1	Trench Safety and Protection	75.00	75.00*
1	Skidsteer Per Day	350.00	350.00*
1	Mini-Excavator Per Day	350.00	350.00*
1	Dump Truck Per Day	350.00	350.00*
1	Compactor Usage	45.00	45.00*
100	Bore @ \$25.00 Per Foot	25.00	2,500.00*
18.5	Plumber At \$118.00 Per Hour	118.00	2,183.00*
1.5	Plumber OT At \$140.00 Per Hour	140.00	210.00*
10	Operator At \$83.00 Per Hour	83.00	830.00*
1.5	Operator OT At \$120.00 Per Hour	120.00	180.00*
16	Laborer with Service Truck @ \$89.00 Per Hour	89.00	1,424.00*
1.5	Laborer with Service Truck OT @ \$108.00 Per Hour	108.00	162.00*
	Total Labor		9,139.00

* means item is non-taxable

*Thank You For
 Your Business*

Visit us at our website
www.ojlaughlinplumbing.com

SALE AMOUNT	10,274.89
8.11% Tax	92.12
TOTAL	\$10,367.01

SEE REVERSE SIDE FOR LIEN CLAUSE

O.J. LAUGHLIN
SINCE 1951
PLUMBING COMPANY
Inc.

306 Saint Louis Avenue
 VALLEY PARK, MISSOURI 63088

636-225-0892 314-961-7327

invoice

INVOICE NO. 3172145

BILL TO: Missouri American Water Co
 PO Box 5605
 Cherry Hill, NJ 08034

JOB: MAWC - Arundel Pl,
 PO#: 5000071240
 Clayton, MO 63105

A COMPLETE PLUMBING SERVICE - SINCE 1951 - REPAIRS - REMODELING - RESIDENTIAL - COMMERCIAL - DESIGN/BUILD

CUSTOMER	PURCHASE ORDER NO.	SERVICE TECH.	JOB#	TERMS	INVOICE DATE	PAGE
MAWC		MAWC	173017	net due upon receipt	5/24/17	1
QUANTITY	DESCRIPTION			UNIT PRICE	AMOUNT	

48 Arundel

To furnish labor and material to replace lead water service to house.

1	1" Flared Tee Head	89.58	89.58
1	3/4" Meter Yoke	114.81	114.81
1	Fibre Meter Box	96.25	96.25
1	Meter Cover or Lid	50.46	50.46
1	St. Louis County Stop-Box	32.87	32.87
2	1" Flared Angle Stop	53.56	107.12
100	1" Type K Soft Copper	4.35	435.00
1	Usage of Quick Plug	16.90	16.90
2	B-Tank (Usage)	5.51	11.02
1	1" Copper M - FIP Adapter	13.95	13.95
3	1" Copper Fittings (90-45-Couplings)	4.93	14.79
1	1" Copper Reducing Tee	20.47	20.47
10	1" Type M Hard Copper	4.42	44.20
2	1/2" Plug (Square Head)	9.80	19.60
1	Usage Of Strng Solder & Paste	5.51	5.51
1	Universal Silder Brackets	7.40	7.40
4	Drywall Screw	0.33	1.32
5	Rock Per Ton	10.65	53.25
Total Material and Other			1,134.50

*Thank You For
Your Business*

Visit us at our website
www.ojlaughlinplumbing.com

SALE AMOUNT	
TOTAL	

SEE REVERSE SIDE FOR LIEN CLAUSE

O.J. LAUGHLIN
Since 1951
PLUMBING COMPANY
Inc.

308 Saint Louis Avenue
 VALLEY PARK, MISSOURI 63080

636-225-0992

314-961-7327

invoice

INVOICE NO. 3172145

BILL TO:

Missouri American Water Co
 PO Box 5605
 Cherry Hill, NJ 08034

JOB:

MAWC - Arundel Pl.
 PO#: 5000071240
 Clayton, MD 63105

A COMPLETE PLUMBING SERVICE - SINCE 1951 - REPAIRS - REMODELING - RESIDENTIAL - COMMERCIAL - DESIGN/BUILD

CUSTOMER	PURCHASE ORDER NO.	SERVICE TECH.	JOB	TERMS	INVOICE DATE	PAGE
MAWC		MAWC	173017	net due upon receipt	5/24/17	2
QUANTITY	DESCRIPTION			UNIT PRICE	AMOUNT	

1	Permit	60.00	60.00*
1	Trench Safety and Protection	75.00	75.00*
1	Dump Fee	70.00	70.00*
1	Concrete Saw Per Day	350.00	350.00*
1	Compactor Usage	45.00	45.00*
1	Skidsteer Per Day	350.00	350.00*
1	Mini-Excavator Per Day	350.00	350.00*
1	Dump Truck Per Day	350.00	350.00*
100	Bore @ \$25.00 Per Foot	25.00	2,500.00*
21.5	Plumber At \$118.00 Per Hour	118.00	2,537.00*
2.5	Plumber OT At \$140.00 Per Hour	140.00	350.00*
13	Operator At \$83.00 Per Hour	83.00	1,079.00*
1	Operator OT At \$120.00 Per Hour	120.00	120.00*
19.5	Laborer with Service Truck @ \$89.00 Per Hour	89.00	1,735.50*
1.5	Laborer with Service Truck OT @ \$108.00 Per Hour	108.00	162.00*
	Total Labor		10,133.50

* means item is non-taxable

*Thank You For
 Your Business*

Visit us at our website
www.ojlaughlinplumbing.com

SALE AMOUNT	11,268.00
8.11% Tax	92.01
TOTAL	\$11,360.01

SEE REVERSE SIDE FOR LIEN CLAUSE

O. J. LAUGHLIN
PLUMBING
PLUMBING COMPANY
Inc.

308 Saint Louis Avenue
 VALLEY PARK, MISSOURI 63088

636-225-0982 314-961-7327

invoice

INVOICE NO. 3172146

BILL TO:

Missouri American Water Co
 PO Box 5605
 Cherry Hill, NJ 08034

JOB:

MAWC - Arundel Pl.
 PO#: 5000071240
 Clayton, MO 63105

A COMPLETE PLUMBING SERVICE - SINCE 1851 - REPAIRS - REMODELING - RESIDENTIAL - COMMERCIAL - DESIGN/BUILD

CUSTOMER	PURCHASE ORDER NO.	SERVICE TECH.	JOB #	TERMS	INVOICE DATE	PAGE
MAWC		MAWC	173017	net due upon receipt	5/24/17	1
QUANTITY	DESCRIPTION			UNIT PRICE	AMOUNT	

51 Arundel

To furnish labor and material to replace lead water service to house.

1	1" Flared Angle Stop	53.56	53.56
1	1" Copper M - FIP Adapter	13.95	13.95
1	1" Copper Fittings (90-45-Couplings)	4.93	4.93
1	1" Copper Reducing Tee	20.47	20.47
1	3/4" Boiler Drain / Hose Bibb	12.36	12.36
1	3/4" Plug (Square Head)	11.49	11.49
1	1" Mickey Hanger	0.92	0.92
2	Drywall Screw	0.33	0.66
10	1" Type M Hard Copper	4.42	44.20
1	Usage Of String Solder & Paste	5.51	5.51
2	B-Tank (Usage)	5.51	11.02
1	1" Flared Tee Head	89.58	89.58
1	3/4" Meter Yoke	114.81	114.81
1	1-1/4" Flared Coupling	79.76	79.76
1	Fibre Meter Box	96.25	96.25
1	Meter Cover or Lid	50.46	50.46
1	St. Louis County Stop-Box	32.87	32.87
1	1" Flared Angle Stop	53.56	53.56
100	1" Type K Soft Copper	4.35	435.00
1	Usage of Quick Plug	16.90	16.90
5	Rock Per Ton	10.65	53.25

*Thank You For
Your Business*

Visit us at our website
www.ojlaughlinplumbing.com

SALE AMOUNT	
TOTAL	

SEE REVERSE SIDE FOR LIEN CLAUSE

O.J. LAUGHLIN
SINCE 1931
PLUMBING COMPANY
Inc.

306 Saint Louis Avenue
 VALLEY PARK, MISSOURI 63088

636-225-0992 314-961-7327

invoice

INVOICE NO. 3172146

BILL TO:

Missouri American Water Co
 PO Box 5605
 Cherry Hill, NJ 08034

JOB:

MAWC - Arundel Pl.
 PO#: 5000071240
 Clayton, MO 63105

A COMPLETE PLUMBING SERVICE - SINCE 1931 - REPAIRS - REMODELING - RESIDENTIAL - COMMERCIAL - DESIGN/BUILD

CUSTOMER	PURCHASE ORDER NO.	SERVICE TECH.	JOB	TERMS	INVOICE DATE	PAGE
MAWC		MAWC	173017	net due upon receipt	5/24/17	2
QUANTITY	DESCRIPTION			UNIT PRICE	AMOUNT	

		Total Material and Other		1,201.51
1		Permit	60.00	60.00*
1		Dump Fee	70.00	70.00*
1		Trench Safety and Protection	75.00	75.00*
1		Concrete Saw Per Day	350.00	350.00*
1		Compactor Usage	45.00	45.00*
1		Skidsteer Per Day	350.00	350.00*
1		Mini-Excavator Per Day	350.00	350.00*
1		Dump Truck Per Day	350.00	350.00*
80		Bore @ \$25.00 Per Foot	25.00	2,000.00*
14.5		Plumber At \$118.00 Per Hour	118.00	1,711.00*
1.5		Plumber OT At \$140.00 Per Hour	140.00	210.00*
10		Operator At \$83.00 Per Hour	83.00	830.00*
1.5		Operator OT At \$120.00 Per Hour	120.00	180.00*
16		Laborer with Service Truck @ \$89.00 Per Hour	89.00	1,424.00*
1.5		Laborer with Service Truck OT @ \$108.00 Per Hour	108.00	162.00*
		Total Labor		8,167.00

* means item is non-taxable

*Thank You For
 Your Business*

Visit us at our website
www.ojlaughlinplumbing.com

SALE AMOUNT	9,368.51
8.11% Tax	97.44
TOTAL	\$9,465.95

SEE REVERSE SIDE FOR LIEN CLAUSE

O.J. LAUGHLIN
SINCE 1961
PLUMBING COMPANY
Inc.

306 Saint Louis Avenue
 VALLEY PARK, MISSOURI 63088

636-225-0992 314-961-7327

invoice

INVOICE NO. 3172147

BILL TO:
 Missouri American Water Co
 PO Box 5605
 Cherry Hill, NJ 08034

JOB:
 MAWC - Arundel Pl.
 PO#: 5000071240
 Clayton, MO 63105

A COMPLETE PLUMBING SERVICE - SINCE 1961 - REPAIRS - REMODELING - RESIDENTIAL - COMMERCIAL - DEMONSTRATION

CUSTOMER	PURCHASE ORDER NO.	ENGINEER/TECH.	JOB#	TERMS	INVOICE DATE	PAGE
MAWC		MAWC	173017	net due upon receipt	5/24/17	1
QUANTITY	DESCRIPTION			UNIT PRICE	AMOUNT	

54 Arundel

To furnish labor and material to replace lead water service to house.

1	1" Flared Angle Stop	53.56	53.56
1	1" Copper M - FIP Adapter	13.95	13.95
2	1" Copper Fittings (90-45-Couplings)	4.93	9.86
1	1" Copper Reducing Tee	20.47	20.47
1	1" Copper Fittings (St. 90 - St. 45)	17.08	17.08
12	1" Type M Hard Copper	4.42	53.04
1	Universal Silder Brackets	7.40	7.40
1	3/4" Plug (Square Head)	11.49	11.49
4	Drywall Screw	0.33	1.32
1	Usage Of String Solder & Paste	5.51	5.51
2	B-Tank (Usage)	5.51	11.02
1	3/4" Shark Bite Cap	7.36	7.36
1	1" Flared Tee Head	89.58	89.58
1	3/4" Meter Yoke	114.81	114.81
1	1" Flared Coupling	27.55	27.55
1	Fibre Meter Box	96.25	96.25
1	Meter Cover or Lid	50.46	50.46
1	St. Louis County Stop-Box	32.87	32.87
1	1" Flared Angle Stop	53.56	53.56
100	1" Type K Soft Copper	4.35	435.00

*Thank You For
 Your Business*

Visit us at our website
www.ojlaughlinplumbing.com

SALE AMOUNT	
TOTAL	

SEE REVERSE SIDE FOR LIEN CLAUSE

O.J. LAUGHLIN
SINCE 1951
PLUMBING COMPANY
Inc.

306 Saint Louis Avenue
 VALLEY PARK, MISSOURI 63088

636-225-0992 314-961-7327

invoice

INVOICE NO. 3172147

BILL TO:

Missouri American Water Co
 PO Box 5605
 Cherry Hill, NJ 08034

JOB:

MAWC - Arundel Pl.
 PO#: 5000071240
 Clayton, MO 63105

A COMPLETE PLUMBING SERVICE ~ SINCE 1951 ~ REPAIRS ~ REMODELING ~ RESIDENTIAL ~ COMMERCIAL ~ DESIGN/BUILD

CUSTOMER	PURCHASE ORDER NO.	SERVICE TECH.	JOB	TERMS	INVOICE DATE	PAGE
MAWC		MAWC	173017	net due upon receipt	5/24/17	2
QUANTITY	DESCRIPTION			UNIT PRICE	AMOUNT	

1	Usage of Quick Plug	16.90	16.90
5	Rock Per Ton	10.65	53.25
Total Material and Other			1,182.29
1	Permit	60.00	60.00*
1	Trench Safety and Protection	75.00	75.00*
1	Dump Fee	70.00	70.00*
1	Compactor Usage	45.00	45.00*
1	Skidsteer Per Day	350.00	350.00*
1	Mini-Excavator Per Day	350.00	350.00*
1	Dump Truck Per Day	350.00	350.00*
100	Bore @ \$25.00 Per Foot	25.00	2,500.00*
14.5	Plumber At \$118.00 Per Hour	118.00	1,711.00*
1.5	Plumber OT At \$140.00 Per Hour	140.00	210.00*
10	Operator At \$83.00 Per Hour	83.00	830.00*
1.5	Operator OT At \$120.00 Per Hour	120.00	180.00*
16	Laborer with Service Truck @ \$89.00 Per Hour	89.00	1,424.00*
1.5	Laborer with Service Truck OT @ \$108.00 Per Hour	108.00	162.00*
Total Labor			8,317.00

* means item is non-taxable

*Thank You For
 Your Business*

Visit us at our website
www.ojlaughlinplumbing.com

SALE AMOUNT	9,499.29
8.11% Tax	95.88
TOTAL	\$9,595.17

SEE REVERSE SIDE FOR LIEN CLAUSE

O.J. LAUGHLIN
SINCE 1951
PLUMBING COMPANY
Inc.

306 Saint Louis Avenue
 VALLEY PARK, MISSOURI 63088

636-225-0992

314-961-7327

invoice

INVOICE NO. 3172148

BILL TO:

Missouri American Water Co
 PO Box 5605
 Cherry Hill, NJ 08034

JOB:

MAWC - Arundel Pl.
 PO#: 5000071240
 Clayton, MO 63105

A COMPLETE PLUMBING SERVICE ~ SINCE 1951 ~ REPAIRS ~ REMODELING ~ RESIDENTIAL ~ COMMERCIAL ~ DESIGN/BUILD

CUSTOMER	PURCHASE ORDER NO.	SERVICE TECH	JOB	TERMS	INVOICE DATE	PAGE
MAWC		MAWC	173017	net due upon receipt	5/24/17	1
QUANTITY	DESCRIPTION			UNIT PRICE	AMOUNT	

55 Arundel

To furnish labor and material to replace lead water service to house.

1	1" Flared Angle Stop	53.56	53.56
1	1" Copper M - FIP Adapter	13.95	13.95
3	1" Copper Fittings (90-45-Couplings)	4.93	14.79
3	1" Copper Fittings (St. 90 - St. 45)	17.08	51.24
1	1" Copper Reducing Tee	20.47	20.47
10	1" Type M Hard Copper	4.42	44.20
1	1" Mickey Hanger	0.92	0.92
2	Drywall Screw	0.33	0.66
2	1/2" Plug (Square Head)	9.80	19.60
2	B-Tank (Usage)	5.51	11.02
1	Usage Of String Solder & Paste	5.51	5.51
1	1" Flared Tee Head	89.58	89.58
1	3/4" Meter Yoke	114.81	114.81
1	1" Flared Coupling	27.55	27.55
1	Fibre Meter Box	96.25	96.25
1	Meter Cover or Lid	50.46	50.46
1	St. Louis County Stop-Box	32.87	32.87
1	1" Flared Angle Stop	53.56	53.56
100	1" Type K Soft Copper	4.35	435.00
1	Usage of Quick Plug	16.90	16.90

SALE AMOUNT

TOTAL

*Thank You For
 Your Business*

Visit us at our website
www.ojlaughlinplumbing.com

SEE REVERSE SIDE FOR LIEN CLAUSE

O.J. LAUGHLIN
SINCE 1951
PLUMBING COMPANY
Inc.

308 Saint Louis Avenue
 VALLEY PARK, MISSOURI 63088

636-225-0892 314-961-7327

invoice

INVOICE NO. 3172148

BILL TO:

Missouri American Water Co
 PO Box 5605
 Cherry Hill, NJ 08034

JOB:

MAWC - Arundel Pl.
 PO#: 5000071240
 Clayton, MO 63105

A COMPLETE PLUMBING SERVICE - SINCE 1951 - REPAIRS - REMODELING - RESIDENTIAL - COMMERCIAL - DESIGN/BUILD

CUSTOMER	PURCHASE ORDER NO.	SERVICE TECH.	JOB#	TERMS	INVOICE DATE	PAGE
MAWC		MAWC	173017	net due upon receipt	5/24/17	2
QUANTITY	DESCRIPTION			UNIT PRICE	AMOUNT	

5	Rock Per Ton	10.65	53.25
	Total Material and Other		1,206.15
1	Permit	60.00	60.00*
1	Trench Safety and Protection	75.00	75.00*
1	Dump Fee	70.00	70.00*
1	Compactor Usage	45.00	45.00*
1	Skidsteer Per Day	350.00	350.00*
1	Mini-Excavator Per Day	350.00	350.00*
1	Dump Truck Per Day	350.00	350.00*
80	Bore @ \$25.00 Per Foot	25.00	2,000.00*
14.5	Plumber At \$118.00 Per Hour	118.00	1,711.00*
1.5	Plumber OT At \$140.00 Per Hour	140.00	210.00*
10	Operator At \$83.00 Per Hour	83.00	830.00*
1.5	Operator OT At \$120.00 Per Hour	120.00	180.00*
16	Laborer with Service Truck @ \$89.00 Per Hour	89.00	1,424.00*
1.5	Laborer with Service Truck OT @ \$108.00 Per Hour	108.00	162.00*
	Total Labor		7,817.00

* means item is non-taxable

*Thank You For
 Your Business*

Visit us at our website
www.ojlaughlinplumbing.com

SALE AMOUNT	9,023.15
8.11 % Tax	97.82
TOTAL	\$9,120.97

SEE REVERSE SIDE FOR LIEN CLAUSE

O.J. LAUGHLIN
EST. 1951
PLUMBING COMPANY
Inc.

306 Saint Louis Avenue
 VALLEY PARK, MISSOURI 63088

636-226-0992 314-981-7327

invoice

INVOICE NO. 3172149

BILL TO:
 Missouri American Water Co
 PO Box 5605
 Cherry Hill, NJ 08034

JOB:
 MAWC - Arundel Pl.
 PO#: 5000071240
 Clayton, MO 63105

A COMPLETE PLUMBING SERVICE ~ SINCE 1951 ~ REPAIRS ~ REMODELING ~ RESIDENTIAL ~ COMMERCIAL ~ DESIGN/DIAGN

CUSTOMER	PURCHASE ORDER NO.	SERVICE/TECH.	JOB#	TERMS	INVOICE DATE	PAGE
MAWC		MAWC	173017	net due upon receipt	5/24/17	1
QUANTITY	DESCRIPTION			UNIT PRICE	AMOUNT	

57 Arundel

To furnish labor and material to replace lead water service to house.

2	1" Flared Angle Stop	53.56	107.12
1	1" Copper M - FIP Adapter	13.95	13.95
4	1" Copper Fittings (90-45-Couplings)	4.93	19.72
1	1" Copper Reducing Tee	20.47	20.47
1	3/4" Copper Fittings (90-45-Couplings)	3.59	3.59
1	3/4" Male/Female Dialectic Union	11.02	11.02
20	1" Type M Hard Copper	4.42	88.40
5	3/4" Type M Hard Copper	2.69	13.45
1	Usage Of String Solder & Paste	5.51	5.51
1	B-Tank (Usage)	5.51	5.51
1	1" Flared Tee Head	89.58	89.58
1	3/4" Meter Yoke	114.81	114.81
1	Fibre Meter Box	96.25	96.25
1	Meter Cover or Lid	50.46	50.46
1	St. Louis County Stop-Box	32.87	32.87
1	1" Type K Soft Copper	4.35	391.50
90	Usage of Quick Plug	16.90	16.90
1	Rock Per Ton	10.65	53.25

*Thank You For
 Your Business*

Visit us at our website
www.ojlaughlinplumbing.com

SALE AMOUNT	
TOTAL	

SEE REVERSE SIDE FOR LIEN CLAUSE

O.J. LAUGHLIN
Since 1961
PLUMBING COMPANY
Inc.

306 Saint Louis Avenue
 VALLEY PARK, MISSOURI 63088

636-225-0992 314-981-7327

Invoice

INVOICE NO. 3172149

BILL TO:

Missouri American Water Co
 PO Box 5605
 Cherry Hill, NJ 08034

JOB:

MAWC - Arundel Pl
 PO#: 5000071240
 Clayton, MO 63105

A COMPLETE PLUMBING SERVICE - SINCE 1961 - REPAIRS - REMODELING - RESIDENTIAL - COMMERCIAL - DESIGN/BUILD

CUSTOMER	PURCHASE ORDER NO.	SERVICE TECH.	JOB	TERMS	INVOICE DATE	PAGE
MAWC		MAWC	173017	net due upon receipt	5/24/17	2
QUANTITY	DESCRIPTION			UNIT PRICE	AMOUNT	

		Total Material and Other		1,134.36
1		Permit	60.00	60.00*
1		Trench Safety and Protection	75.00	75.00*
1		Dump Fee	70.00	70.00*
1		Compactor Usage	45.00	45.00*
1		Skidsteer Per Day	350.00	350.00*
1		Mini-Excavator Per Day	350.00	350.00*
1		Dump Truck Per Day	350.00	350.00*
80		Boxe @ \$25.00 Per Foot	25.00	2,000.00*
15.25		Plumber At \$118.00 Per Hour	118.00	1,799.50*
1		Plumber OT At \$140.00 Per Hour	140.00	140.00*
8		Operator At \$83.00 Per Hour	83.00	664.00*
1		Operator OT At \$120.00 Per Hour	120.00	120.00*
16		Laborer with Service Truck @ \$89.00 Per Hour	89.00	1,424.00*
1		Laborer with Service Truck OT @ \$108.00 Per Hour	108.00	108.00*
		Total Labor		7,555.50

* means item is non-taxable

*Thank You For
Your Business*

Visit us at our website
www.ojlaughlinplumbing.com

SALE AMOUNT	8,689.86
8.11% Tax	92.00
TOTAL	\$8,781.86

SEE REVERSE SIDE FOR LIEN CLAUSE

O. J. LAUGHLIN
EST. 1951
PLUMBING COMPANY
Inc.

306 Saint Louis Avenue
 VALLEY PARK, MISSOURI 63088

638-225-0992 314-961-7327

invoice

INVOICE NO. 3172150

BILL TO:
 Missouri American Water Co
 PO Box 5605
 Cherry Hill, NJ 08034

JOB:
 MAWC - Arundel Pl.
 PO#: 5000071240
 Clayton, MO 63105

A COMPLETE PLUMBING SERVICE - SINCE 1951 - REPAIRS - REMODELING - RESIDENTIAL - COMMERCIAL - DESIGN/BUILD

CUSTOMER	PURCHASE ORDER NO.	SERVICE TECH.	JOB#	TERMS	INVOICE DATE	PAGE
MAWC		MAWC	173017	net due upon receipt	5/24/17	1
QUANTITY	DESCRIPTION			UNIT PRICE	AMOUNT	

60 Arundel

To furnish labor and material to replace lead water service to house.

1	1" Flared Angle Stop	53.56	53.56
1	1" Copper M - FIP Adapter	13.95	13.95
3	1" Copper Fittings (90-45-Couplings)	4.93	14.79
7	1" Type M Hard Copper	4.42	30.94
1	Usage Of String Solder & Paste	5.51	5.51
2	B-Tank (Usage)	5.51	11.02
1	1" Flared Tee Head	89.58	89.58
1	3/4" Meter Yoke	114.81	114.81
1	Fibre Meter Box	96.25	96.25
1	Meter Cover or Lid	50.46	50.46
1	St. Louis County Stop-Box	32.87	32.87
1	1" Flared Angle Stop	53.56	53.56
100	1" Type K Soft Copper	4.35	435.00
1	Usage of Quick Plug	16.90	16.90
5	Rock Per Ton	10.65	53.25
Total Material and Other			1,072.45
1	Permit	60.00	60.00*
1	Trench Safety and Protection	75.00	75.00*
1	Dump Fee	70.00	70.00*

*Thanks You For
 Your Business*

Visit us at our website
www.ojlaughlinplumbing.com

SALE AMOUNT	
TOTAL	

SEE REVERSE SIDE FOR LIEN CLAUSE

O.J. LAUGHLIN
SINCE 1951
PLUMBING COMPANY
Inc.

306 Saint Louis Avenue
 VALLEY PARK, MISSOURI 63088

636-225-0992 314-861-7327

invoice

INVOICE NO. 3172150

BILL TO:
 Missouri American Water Co
 PO Box 5605
 Cherry Hill, NJ 08034

JOB:
 MAWC - Arundel Pl.
 PO#: 5000071240
 Clayton, MO 63105

A COMPLETE PLUMBING SERVICE ~ SINCE 1951 ~ REPAIRS ~ REMODELING ~ RESIDENTIAL ~ COMMERCIAL ~ DESIGN/BUILD

CUSTOMER	PURCHASE ORDER NO.	SERVICE TECH.	JOB	TERMS	INVOICE DATE	PAGE
MAWC		MAWC	173017	net due upon receipt	5/24/17	2
QUANTITY	DESCRIPTION			UNIT PRICE	AMOUNT	

1	Compactor Usage	45.00	45.00*
80	Bore @ \$25.00 Per Foot	25.00	2,000.00*
16	Plumber At \$118.00 Per Hour	118.00	1,888.00*
2	Plumber OT At \$140.00 Per Hour	140.00	280.00*
6.5	Operator At \$83.00 Per Hour	83.00	539.50*
2	Operator OT At \$120.00 Per Hour	120.00	240.00*
13	Laborer with Service Truck @ \$89.00 Per Hour	89.00	1,157.00*
2	Laborer with Service Truck OT @ \$108.00 Per Hour	108.00	216.00*
Total Labor			6,570.50

* means item is non-taxable

*Thank You For
 Your Business*

Visit us at our website
www.ojlaughlinplumbing.com

SALE AMOUNT	7,642.95
8.11% Tax	86.98
TOTAL	\$7,729.93

SEE REVERSE SIDE FOR LIEN CLAUSE

O.J. LAUGHLIN
ESTD 1951
PLUMBING COMPANY
Inc.

306 Saint Louis Avenue
 VALLEY PARK, MISSOURI 63088

636-225-0992

314-961-7327

invoice

INVOICE NO. 3172151

BILL TO:

Missouri American Water Co
 PO Box 5605
 Cherry Hill, NJ 08034

JOB:

MAWC - Arundel Pl.
 PO#: 5000071240
 Clayton, MO 63105

A COMPLETE PLUMBING SERVICE ~ SINCE 1951 ~ REPAIRS ~ REMODELING ~ RESIDENTIAL ~ COMMERCIAL ~ DESIGN/BUILD

CUSTOMER	PURCHASE ORDER NO.	SERVICE TECH.	JOB#	TERMS	INVOICE DATE	PAGE
MAWC		MAWC	173017	net due upon receipt	5/24/17	1
QUANTITY	DESCRIPTION			UNIT PRICE	AMOUNT	

61 Arundel
 To furnish labor and material to replace lead water service to house.

2	1" Flared Angle Stop	53.56	107.12
1	1" Copper M - FIP Adapter	13.95	13.95
2	1" Copper Fittings (90-45-Couplings)	4.93	9.86
1	1" Copper Reducer / Bushing	6.67	6.67
6	1" Type M Hard Copper	4.42	26.52
1	Usage Of String Solder & Paste	5.51	5.51
2	B-Tank (Usage)	5.51	11.02
1	1" Flared Tee Head	89.58	89.58
1	3/4" Meter Yoke	114.81	114.81
1	Fibre Meter Box	96.25	96.25
1	Meter Cover or Lid	50.46	50.46
1	St. Louis County Stop-Box	32.87	32.87
100	1" Type K Soft Copper	4.35	435.00
1	Usage of Quick Plug	16.90	16.90
5	Rock Per Ton	10.65	53.25
Total Material and Other			1,069.77
1	Permit	60.00	60.00*
1	Dump Fee	70.00	70.00*
1	Compactor Usage	45.00	45.00*

*Thank You For
 Your Business*

Visit us at our website
www.ojlaughlinplumbing.com

SALE AMOUNT	
TOTAL	

SEE REVERSE SIDE FOR LIEN CLAUSE

O.J. LAUGHLIN
SINCE 1951
PLUMBING COMPANY
Inc.

308 Saint Louis Avenue
 VALLEY PARK, MISSOURI 63088

636-225-0992 314-961-7327

invoice

INVOICE NO. 3172151

BILL TO:
 Missouri American Water Co
 PO Box 5605
 Cherry Hill, NJ 08034

JOB:
 MAWC - Arundel Pl.
 PO#: 500071240
 Clayton, MO 63105

A COMPLETE PLUMBING SERVICE ~ SINCE 1951 ~ REPAIRS ~ REMODELING ~ RESIDENTIAL ~ COMMERCIAL ~ DESIGN/BUILD

CUSTOMER	PURCHASE ORDER NO.	SERVICE TECH.	WORK	TERMS	INVOICE DATE	PAGE
MAWC		MAWC	173017	net due upon receipt	5/24/17	2
QUANTITY	DESCRIPTION			UNIT PRICE	AMOUNT	

1	Concrete Saw Per Day	350.00	350.00*
1	Skkksteer Per Day	350.00	350.00*
1	Mini-Excavator Per Day	350.00	350.00*
1	Dump Truck Per Day	350.00	350.00*
100	Bore @ \$25.00 Per Foot	25.00	2,500.00*
16	Plumber At \$118.00 Per Hour	118.00	1,888.00*
2	Plumber OT At \$140.00 Per Hour	140.00	280.00*
8.5	Operator At \$83.00 Per Hour	83.00	705.50*
2	Operator OT At \$120.00 Per Hour	120.00	240.00*
15	Laborer with Service Truck @ \$89.00 Per Hour	89.00	1,335.00*
2	Laborer with Service Truck OT @ \$108.00 Per Hour	108.00	216.00*
Total Labor			8,739.50

* means item is non-taxable

*Thanks You For
 Your Business*

Visit us at our website
www.ojlaughlinplumbing.com

SALE AMOUNT	9,809.27
8.11% Tax	86.76
TOTAL	\$9,896.03

SEE REVERSE SIDE FOR LIEN CLAUSE

O.J. LAUGHLIN
SINCE 1961
PLUMBING COMPANY
Inc.

306 Saint Louis Avenue
 VALLEY PARK, MISSOURI 63088

636-225-0992 314-961-7327

invoice

INVOICE NO. 3172152

BILL TO:
 Missouri American Water Co
 PO Box 5605
 Cherry Hill, NJ 08034

JOB:
 MAWC - Arundel Pl.
 PO#: 5000071240
 Clayton, MO 63105

A COMPLETE PLUMBING SERVICE ~ SINCE 1961 ~ REPAIRS ~ REMODELING ~ RESIDENTIAL ~ COMMERCIAL ~ DESIGN/BUILD

CUSTOMER	PURCHASE ORDER NO.	SERVICE TECH	JOB	TERMS	INVOICE DATE	PAGE
MAWC		MAWC	173017	net due upon receipt	5/24/17	1
QUANTITY	DESCRIPTION			UNIT PRICE	AMOUNT	

62 Arundel

To furnish labor and material to replace lead water service to house.

2	1" Flared Angle Stop	53.56	107.12
1	1" Copper M - FIP Adapter	13.95	13.95
7	1" Copper Fittings (90-45-Couplings)	4.93	34.51
2	1" Copper Fittings (St. 90 - St. 45)	17.08	34.16
4	Universal Slkder Brackets	7.40	29.60
8	Drywall Screw	0.33	2.64
50	1" Type M Hard Copper	4.42	221.00
1	Usage Of String Solder & Paste	5.51	5.51
2	B-Tank (Usage)	5.51	11.02
1	1" Flared Tee Head	89.58	89.58
1	3/4" Meter Yoke	114.81	114.81
1	Fibre Meter Box	96.25	96.25
1	Meter Cover or Lid	50.46	50.46
1	St. Louis County Stop-Box	32.87	32.87
100	1" Type K Soft Copper	4.35	435.00
1	Usage of Quick Plug	16.90	16.90
5	Rock Per Ton	10.65	53.25
Total Material and Other			1,348.63

*Thank You For
 Your Business*

Visit us at our website
www.ojlaughlinplumbing.com

SALE AMOUNT	
TOTAL	

SEE REVERSE SIDE FOR LIEN CLAUSE

O.J. LAUGHLIN
Since 1951
PLUMBING COMPANY
Inc.

306 Saint Louis Avenue
 VALLEY PARK, MISSOURI 63088

636-225-0992 314-861-7327

invoice

INVOICE NO. 3172152

BILL TO:

Missouri American Water Co
 PO Box 5605
 Cherry Hill, NJ 08034

JOB:

MAWC - Arundel Pl.
 PO#: 5000071240
 Clayton, MO 63105

A COMPLETE PLUMBING SERVICE -- SINCE 1951 -- REPAIRS -- REMODELING -- RESIDENTIAL -- COMMERCIAL -- DESIGN/BUILD

CUSTOMER	PURCHASE ORDER NO.	SERVICE TECH.	JOB#	TERMS	INVOICE DATE	PAGE
MAWC		MAWC	173017	net due upon receipt	5/24/17	2
QUANTITY	DESCRIPTION			UNIT PRICE	AMOUNT	

1	Permit	60.00	60.00*
1	Dump Fee	70.00	70.00*
1	Trench Safety and Protection	75.00	75.00*
1	Compactor Usage	45.00	45.00*
1	Concrete Saw Per Day	350.00	350.00*
1	Skidsteer Per Day	350.00	350.00*
1	Mini-Excavator Per Day	350.00	350.00*
1	Dump Truck Per Day	350.00	350.00*
100	Bore @ \$25.00 Per Foot	25.00	2,500.00*
16	Plumber At \$118.00 Per Hour	118.00	1,888.00*
2	Plumber OT At \$140.00 Per Hour	140.00	280.00*
6.5	Operator At \$83.00 Per Hour	83.00	539.50*
2	Operator OT At \$120.00 Per Hour	120.00	240.00*
13	Laborer with Service Truck @ \$89.00 Per Hour	89.00	1,157.00*
2	Laborer with Service Truck OT @ \$108.00 Per Hour	108.00	216.00*
	Total Labor		8,470.50

* means item is non-taxable

*Thanks You For
Your Business*

Visit us at our website
www.ojlaughlinplumbing.com

SALE AMOUNT	9,819.13
8.11% Tax	109.37
TOTAL	\$9,928.50

SEE REVERSE SIDE FOR LIEN CLAUSE

Schedule JAM-r2
Page 246 of 276

MAWC southwest operations
 Schedule JAM-r6

O.J. LAUGHLIN
SINCE 1951
PLUMBING COMPANY
Inc.

906 Saint Louis Avenue
 VALLEY PARK, MISSOURI 63088

636-225-0992 314-961-7327

invoice

INVOICE NO. 3172153

BILL TO:
 Missouri American Water Co
 PO Box 5605
 Cherry Hill, NJ 08034

JOB:
 MAWC - Arundel Pl.
 PO#: 5000071240
 Clayton, MO 63105

A COMPLETE PLUMBING SERVICE ~ SINCE 1951 ~ REPAIRS ~ REMODELING ~ RESIDENTIAL ~ COMMERCIAL ~ DESIGN/BUILD

CUSTOMER	PURCHASE ORDER NO.	SERVICE TECH.	JOB#	TERMS	INVOICE DATE	PAGE
MAWC		MAWC	173017	net due upon receipt	5/24/17	1
QUANTITY	DESCRIPTION			UNIT PRICE	AMOUNT	

64 Arundel

To furnish labor and material to replace lead water service to house.

2	1" Flared Angle Stop	53.56	107.12
1	1" Copper M - FIP Adapter	13.95	13.95
2	1" Copper Fittings (90-45 Couplings)	4.93	9.86
1	1" Copper Fittings (St. 90 - St. 45)	17.08	17.08
1	1" Copper Reducer / Bushing	6.67	6.67
10	1" Type M Hard Copper	4.42	44.20
1	Universal Slider Brackets	7.40	7.40
4	Drywall Screw	0.33	1.32
1	Usage Of String Solder & Paste	5.51	5.51
2	B-Tank (Usage)	5.51	11.02
1	1" Flared Tee Head	89.58	89.58
1	3/4" Meter Yoke	114.81	114.81
1	1" Flared Coupling	27.55	27.55
1	Fibre Meter Box	96.25	96.25
1	Meter Cover or Lid	50.46	50.46
1	St. Louis County Stop-Box	32.87	32.87
100	1" Type K Soft Copper	4.35	435.00
1	Usage of Quick Plug	16.90	16.90
5	Rock Per Ton	10.65	53.25

*Thank You For
 Your Business*

Visit us at our website
www.ojlaughlinplumbing.com

SALE AMOUNT	
TOTAL	

SEE REVERSE SIDE FOR LIEN CLAUSE

O.J. LAUGHLIN
SINCE 1961
PLUMBING COMPANY
Inc.

308 Saint Louis Avenue
 VALLEY PARK, MISSOURI 63088

636-225-0992

314-961-7327

invoice

INVOICE NO. 3172153

BILL TO:

Missouri American Water Co
 PO Box 5605
 Cherry Hill, NJ 08034

JOB:

MAWC - Arundel Pl.
 PO#: 5000071240
 Clayton, MO 63105

A COMPLETE PLUMBING SERVICE ~ SINCE 1961 ~ REPAIRS ~ RENOVATING ~ RESIDENTIAL ~ COMMERCIAL ~ DESIGN/BUILD

CUSTOMER	PURCHASE ORDER NO.	SERVICE TECH.	JOB#	TERMS	INVOICE DATE	PAGE
MAWC		MAWC	173017	net due upon receipt	5/24/17	2
QUANTITY	DESCRIPTION			UNIT PRICE	AMOUNT	

				Total Material and Other	1,140.80
1		Permit	60.00	60.00*	
1		Dump Fee	70.00	70.00*	
1		Trench Safety and Protection	75.00	75.00*	
1		Compactor Usage	45.00	45.00*	
1		Concrete Saw Per Day	350.00	350.00*	
1		Skidsteer Per Day	350.00	350.00*	
1		Mini-Excavator Per Day	350.00	350.00*	
1		Dump Truck Per Day	350.00	350.00*	
100		Bore @ \$25.00 Per Foot	25.00	2,500.00*	
14.5		Plumber At \$118.00 Per Hour	118.00	1,711.00*	
1.5		Plumber OT At \$140.00 Per Hour	140.00	210.00*	
10		Operator At \$83.00 Per Hour	83.00	830.00*	
1.5		Operator OT At \$120.00 Per Hour	120.00	180.00*	
16.5		Laborer with Service Truck @ \$89.00 Per Hour	89.00	1,468.50*	
1.5		Laborer with Service Truck OT @ \$108.00 Per Hour	108.00	162.00*	
		Total Labor		8,711.50	

* means item is non-taxable

*Thank You For
 Your Business*

Visit us at our website
www.ojlaughlinplumbing.com

SALE AMOUNT	9,852.30
8.11% Tax	92.52
TOTAL	\$9,944.82

SEE REVERSE SIDE FOR LIEN CLAUSE

O.J. LAUGHLIN
Since 1981
PLUMBING COMPANY
Inc.

308 Saint Louis Avenue
 VALLEY PARK, MISSOURI 63088

invoice

INVOICE NO. 3172155

696-226-0992 314-981-7327

BILL TO:
 Missouri American Water Co
 PO Box 5605
 Cherry Hill, NJ 08034

JOB:
 MAWC - Arundel Pl.
 PO#: 5000071240
 Clayton, MO 63105

A COMPLETE PLUMBING SERVICE ~ SINCE 1981 ~ REPAIRS ~ REMODELING ~ RESIDENTIAL ~ COMMERCIAL ~ DESIGN/BUILD

CUSTOMER	PURCHASE ORDER NO.	SERVICE TECH.	JOB#	TERMS	INVOICE DATE	PAGE
MAWC		MAWC	173017	net due upon receipt	5/24/17	1
QUANTITY	DESCRIPTION			UNIT PRICE	AMOUNT	

69 Arundel

To furnish labor and material to replace lead water service to house.

2	1" Flared Angle Stop	53.56	107.12
1	1" Copper M - FIP Adapter	13.95	13.95
2	1" Copper Fittings (90-45-Couplings)	4.93	9.86
1	1" Copper Reducer / Bushing	6.67	6.67
1	3/4" Copper Fittings (90-45-Couplings)	3.59	3.59
1	Brass Nipple 1/2x4"	16.58	16.58
1	1/2" Brass Cap	3.14	3.14
2	Usage Of String Solder & Paste	5.51	11.02
2	B-Tank (Usage)	5.51	11.02
10	1" Type M Hard Copper	4.42	44.20
1	1" Flared Tee Head	89.58	89.58
.1	3/4" Meter Yoke	114.81	114.81
1	Fibre Meter Box	96.25	96.25
1	Meter Cover or Lid	50.46	50.46
1	St. Louis County Stop-Box	32.87	32.87
90	1" Type K Soft Copper	4.35	391.50
1	Usage of Quick Plug	16.90	16.90
5	Rock Per Ton	10.65	53.25
Total Material and Other			1,072.77

*Thank You For
 Your Business*

Visit us at our website
www.ojlaughlinplumbing.com

SALE AMOUNT

TOTAL

SEE REVERSE SIDE FOR LIEN CLAUSE

O.J. LAUGHLIN
SINCE 1951
PLUMBING COMPANY
Inc.

306 Saint Louis Avenue
 VALLEY PARK, MISSOURI 63088

invoice

INVOICE NO. 3172155

038-226-0992 314-961-7327

BILL TO:
 Missouri American Water Co
 PO Box 5605
 Cherry Hill, NJ 08034

JOB:
 MAWC - Arundel Pl.
 PO#: 5000071240
 Clayton, MO 63105

A COMPLETE PLUMBING SERVICE - SINCE 1951 - REPAIRS - REMODELING - RESIDENTIAL - COMMERCIAL - DESIGN/BUILD

CUSTOMER	PURCHASE ORDER NO.	SERVICE TECH.	JOB#	TERMS	INVOICE DATE	PAGE
MAWC		MAWC	173017	net due upon receipt	5/24/17	2
QUANTITY	DESCRIPTION			UNIT PRICE	AMOUNT	

1	Permit	60.00	60.00*
1	Dump Fee	70.00	70.00*
1	Trench Safety and Protection	75.00	75.00*
1	Compactor Usage	45.00	45.00*
80	Bore @ \$25.00 Per Foot	25.00	2,000.00*
1	Skidsteer Per Day	350.00	350.00*
1	Mini-Excavator Per Day	350.00	350.00*
1	Dump Truck Per Day	350.00	350.00*
15.25	Plumber At \$118.00 Per Hour	118.00	1,799.50*
1	Plumber OT At \$140.00 Per Hour	140.00	140.00*
8	Operator At \$83.00 Per Hour	83.00	664.00*
1	Operator OT At \$120.00 Per Hour	120.00	120.00*
16	Laborer with Service Truck @ \$89.00 Per Hour	89.00	1,424.00*
2	Laborer with Service Truck OT @ \$108.00 Per Hour	108.00	216.00*
	Total Labor		7,663.50

* means item is non-taxable

*Thank You For
 Your Business*

Visit us at our website
www.ojlaughlinplumbing.com

SALE AMOUNT	8,736.27
8.11% Tax	87.00
TOTAL	\$8,823.27

SEE REVERSE SIDE FOR LIEN CLAUSE

O.J. LAUGHLIN
SINCE 1951
PLUMBING COMPANY
Inc.

306 Saint Louis Avenue
 VALLEY PARK, MISSOURI 63088

invoice

INVOICE NO. 3172156

636-225-0992 314-981-7327

BILL TO:
 Missouri American Water Co
 PO Box 5605
 Cherry Hill, NJ 08034

JOB:
 MAWC - Arundel Pl.
 PO#: 5000071240
 Clayton, MO 63105

A COMPLETE PLUMBING SERVICE - SINCE 1951 - REPAIRS - REMODELING - RESIDENTIAL - COMMERCIAL - DESIGN/BUILD

CUSTOMER	PURCHASE ORDER NO.	SERVICE TECH.	JOB#	TERMS	INVOICE DATE	PAGE
MAWC		MAWC	173017	net due upon receipt	5/24/17	1
QUANTITY	DESCRIPTION			UNIT PRICE	AMOUNT	

78 Arundel

To furnish labor and material to replace lead water service to house.

2	1" Flared Angle Stop	53.56	107.12
1	1" Copper M - FIP Adapter	13.95	13.95
1	1" Copper Fittings (90-45-Couplings)	4.93	4.93
1	1" Copper Reducer / Bushing	6.67	6.67
1	Usage Of String Solder & Paste	5.51	5.51
2	B-Tank (Usage)	5.51	11.02
5	1" Type M Hard Copper	4.42	22.10
1	1" Flared Tee Head	89.58	89.58
1	3/4" Meter Yoke	114.81	114.81
1	Fibre Meter Box	96.25	96.25
1	Meter Cover or Lid	50.46	50.46
1	St. Louis County Stop-Box	32.87	32.87
100	1" Type K Soft Copper	4.35	435.00
1	Usage of Quick Plug	16.90	16.90
5	Rock Per Ton	10.65	53.25
Total Material and Other			1,060.42
1	Permit	60.00	60.00*
1	Trench Safety and Protection	75.00	75.00*
1	Dump Fee	70.00	70.00*

*Thank You For
 Your Business*

Visit us at our website
www.ojlaughlinplumbing.com

SALE AMOUNT
TOTAL

SEE REVERSE SIDE FOR LIEN CLAUSE

O.J. LAUGHLIN
SINCE 1951
PLUMBING COMPANY
Inc.

306 Saint Louis Avenue
 VALLEY PARK, MISSOURI 63088

636-225-0992 314-961-7327

invoice

INVOICE NO. 3172156

BILL TO:
 Missouri American Water Co
 PO Box 5605
 Cherry Hill, NJ 08034

JOB:
 MAWC - Arundel Pl.
 PO#: 5000071240
 Clayton, MO 63105

COMPLETE PLUMBING SERVICE - SINCE 1951 - REPAIRS - REMODELING - RESIDENTIAL - COMMERCIAL - DESIGN/BUILD

CUSTOMER	PURCHASE ORDER NO.	SERVICE TECH.	JOB#	TERMS	INVOICE DATE	PAGE
MAWC		MAWC	173017	net due upon receipt	5/24/17	2

QUANTITY	DESCRIPTION	UNIT PRICE	AMOUNT
1	Compactor Usage	45.00	45.00*
1	Concrete Saw Per Day	350.00	350.00*
1	Skidsteer Per Day	350.00	350.00*
1	Mini-Excavator Per Day	350.00	350.00*
1	Dump Truck Per Day	350.00	350.00*
80	Bore @ \$25.00 Per Foot	25.00	2,000.00*
16	Plumber At \$118.00 Per Hour	118.00	1,888.00*
2	Plumber OT At \$140.00 Per Hour	140.00	280.00*
6.5	Operator At \$83.00 Per Hour	83.00	539.50*
2	Operator OT At \$120.00 Per Hour	120.00	240.00*
13	Laborer with Service Truck @ \$89.00 Per Hour	89.00	1,157.00*
2	Laborer with Service Truck OT @ \$108.00 Per Hour	108.00	216.00*
	Total Labor		7,970.50

* means item is non-taxable

*Thank You For
 Your Business*

Visit us at our website
www.ojlaughlinplumbing.com

SALE AMOUNT	9,030.92
8.11% Tax	86.00
TOTAL	\$9,116.92

SEE REVERSE SIDE FOR LIEN CLAUSE

Schedule JAM-r2
Page 252 of 276

MAWC southwest operations
 Schedule JAM-r6



306 Saint Louis Avenue
 VALLEY PARK, MISSOURI 63088

636-226-0892 314-981-7327

invoice

INVOICE NO. 3172158

BILL TO:
 Missouri American Water Co
 PO Box 5605
 Cherry Hill, NJ 08034

JOB:
 MAWC - Arundel Pl.
 PO#: 5000071240
 Clayton, MO 63105

A COMPLETE PLUMBING SERVICE ~ SINCE 1961 ~ REPAIRS ~ REMODELING ~ RESIDENTIAL ~ COMMERCIAL ~ DESIGN/BUILD

CUSTOMER	PURCHASE ORDER NO.	SERVICE TECH.	JOB#	TERMS	INVOICE DATE	PAGE
MAWC		MAWC	173017	net due upon receipt	5/24/17	1
QUANTITY	DESCRIPTION			UNIT PRICE	AMOUNT	

81 Arundel

To furnish labor and material to replace lead water service to house.

1	1" Flared Tee Head	89.58	89.58
1	3/4" Meter Yoke	114.81	114.81
1	Fibre Meter Box	96.25	96.25
1	Meter Cover or Lid	50.46	50.46
1	St. Louis County Stop-Box	32.87	32.87
2	1" Flared Angle Stop	53.56	107.12
90	1" Type K Soft Copper	4.35	391.50
1	Usage of Quick Plug	16.90	16.90
3	1" Copper Fittings (90-45-Couplings)	4.93	14.79
1	B-Tank (Usage)	5.51	5.51
1	Usage Of String Solder & Paste	5.51	5.51
1	1" Copper M - FIP Adapter	13.95	13.95
20	1" Type M Hard Copper	4.42	88.40
1	1" Copper Fittings (St. 90 - St. 45)	17.08	17.08
2	Universal Slider Brackets	7.40	14.80
5	Rock Per Ton	10.65	53.25
Total Material and Other			1,112.78
1	Permit	60.00	60.00*

*Thank You For
 Your Business*

Visit us at our website
www.ojlaughlinplumbing.com

SALE AMOUNT	
TOTAL	

SEE REVERSE SIDE FOR LIEN CLAUSE

O.J. LAUGHLIN
EST. 1911
PLUMBING COMPANY
Inc.

306 Saint Louis Avenue
 VALLEY PARK, MISSOURI 63088

838-225-0892 314-961-7327

invoice

INVOICE NO. 3172158

BILL TO:
 Missouri American Water Co
 PO Box 5605
 Cherry Hill, NJ 08034

JOB:
 MAWC - Arundel Pl.
 PO#: 5000071240
 Clayton, MO 63105

A COMPLETE PLUMBING SERVICE ~ SINCE 1851 ~ REPAIRS ~ REMODELING ~ RESIDENTIAL ~ COMMERCIAL ~ DESIGN/BUILD

CUSTOMER	PURCHASE ORDER NO.	SERVICE TECH.	JOB#	TERMS	INVOICE DATE	PAGE
MAWC		MAWC	173017	net due upon receipt	5/24/17	2
QUANTITY	DESCRIPTION			UNIT PRICE	AMOUNT	

1	Dump Fee	70.00	70.00*
1	Trench Safety and Protection	75.00	75.00*
1	Compactor Usage	45.00	45.00*
80	Bore @ \$25.00 Per Foot	25.00	2,000.00*
1	Skidsteer Per Day	350.00	350.00*
1	Dump Truck Per Day	350.00	350.00*
1	Concrete Saw Per Day	350.00	350.00*
1	Mini-Excavator Per Day	350.00	350.00*
15.25	Plumber At \$118.00 Per Hour	118.00	1,799.50*
1.5	Plumber OT At \$140.00 Per Hour	140.00	210.00*
8	Operator At \$83.00 Per Hour	83.00	664.00*
1	Operator QT At \$120.00 Per Hour	120.00	120.00*
16	Laborer with Service Truck @ \$89.00 Per Hour	89.00	1,424.00*
2	Laborer with Service Truck OT @ \$108.00 Per Hour	108.00	216.00*
	Total Labor		8,083.50

* means item is non-taxable

*Thank You For
 Your Business*

Visit us at our website
www.ojlaughlinplumbing.com

SALE AMOUNT	9,196.28
8.11% Tax	90.25
TOTAL	\$9,286.53

SEE REVERSE SIDE FOR LIEN CLAUSE



306 Saint Louis Avenue
 VALLEY PARK, MISSOURI 63088

invoice

INVOICE NO. 3172159

636-225-0992 314-961-7327

BILL TO: Missouri American Water Co
 PO Box 5605
 Cherry Hill, NJ 08034

JOB: MAWC - Arundel Pl.
 PO#: 5000071240
 Clayton, MO 63105

A COMPLETE PLUMBING SERVICE -- SINCE 1931 -- REPAIRS -- REMODELING -- RESIDENTIAL -- COMMERCIAL -- DESIGN/BUILD

CUSTOMER #	PURCHASE ORDER NO.	SERVICE TECH.	JOB #	TERMS	INVOICE DATE	PAGE
MAWC		MAWC	173017	net due upon receipt	5/24/17	1
QUANTITY	DESCRIPTION			UNIT PRICE	AMOUNT	

82 Arundel
 To furnish labor and material to replace lead water service to house.

2	1" Flared Angle Stop	53.56	107.12
1	1" Copper M - FIP Adapter	13.95	13.95
3	1" Copper Fittings (90-45-Couplings)	4.93	14.79
10	1" Type M Hard Copper	4.42	44.20
1	Usage Of String Solder & Paste	5.51	5.51
2	B-Tank (Usage)	5.51	11.02
1	Usage of Quik Plug	16.90	16.90
1	1" Flared Tee Head	89.58	89.58
1	3/4" Meter Yoke	114.81	114.81
1	Fibre Meter Box	96.25	96.25
1	Meter Cover or Lid	50.46	50.46
1	St. Louis County Stop-Box	32.87	32.87
100	1" Type K Soft Copper	4.35	435.00
5	Rock Per Ton	10.65	53.25
Total Material and Other			1,085.71
1	Permit	60.00	60.00*
1	Dump Fee	70.00	70.00*
1	Trench Safety and Protection	75.00	75.00*
1	Compactor Usage	45.00	45.00*

*Thank You For
Your Business*

Visit us at our website
www.ojlaughlinplumbing.com

SALE AMOUNT	
TOTAL	

SEE REVERSE SIDE FOR LIEN CLAUSE

O.J. LAUGHLIN
SINCE 1911
PLUMBING COMPANY
Inc.

306 Saint Louis Avenue
 VALLEY PARK, MISSOURI 63088

636-225-0992

314-961-7327

invoice

INVOICE NO. 3172159

BILL TO:

Missouri American Water Co
 PO Box 5605
 Cherry Hill, NJ 08034

JOB:

MAWC - Arundel Pl.
 PO#: 500071240
 Clayton, MO 63105

A COMPLETE PLUMBING SERVICE - SINCE 1951 - REPAIRS - REMODELING - RESIDENTIAL - COMMERCIAL - DESIGN/BUILD

CUSTOMER	PURCHASE ORDER NO.	SERVICE TECH.	JOB #	TERMS	INVOICE DATE	PAGE
MAWC		MAWC	173017	net due upon receipt	5/24/17	2
QUANTITY	DESCRIPTION			UNIT PRICE	AMOUNT	

1	Mini-Excavator Per Day	350.00	350.00*
1	Skidsteer Per Day	350.00	350.00*
1	Dump Truck Per Day	350.00	350.00*
80	Bore @ \$25.00 Per Foot	25.00	2,000.00*
16	Plumber At \$118.00 Per Hour	118.00	1,888.00*
2	Plumber OT At \$140.00 Per Hour	140.00	280.00*
6.5	Operator At \$83.00 Per Hour	83.00	539.50*
2	Operator OT At \$120.00 Per Hour	120.00	240.00*
13	Laborer with Service Truck @ \$89.00 Per Hour	89.00	1,157.00*
2	Laborer with Service Truck OT @ \$108.00 Per Hour	108.00	216.00*
	Total Labor		7,620.50

* means item is non-taxable

*Thank You For
 Your Business*

Visit us at our website
www.ojlaughlinplumbing.com

SALE AMOUNT	8,706.21
8.11% Tax	89.05
TOTAL	8,794.26

SEE REVERSE SIDE FOR LIEN CLAUSE

O.J. LAUGHLIN
since 1951
PLUMBING COMPANY
Inc.

306 Saint Louis Avenue
 VALLEY PARK, MISSOURI 63088

636-225-0992 314-961-7327

invoice

INVOICE NO. 3172160

BILL TO:

Missouri American Water Co
 PO Box 5605
 Cherry Hill, NJ 08034

JOB:

MAWC - Arundel Pl.
 PO#: 5000071240
 Clayton, MO 63105

A COMPLETE PLUMBING SERVICE - SINCE 1951 - REPAIRS - REMODELING - RESIDENTIAL - COMMERCIAL - DESIGN/BUILD

CUSTOMER	PURCHASE ORDER NO.	SERVICE TECH.	JOB#	TERMS	INVOICE DATE	PAGE
MAWC		MAWC	173017	net due upon receipt	5/24/17	1

QUANTITY	DESCRIPTION	UNIT PRICE	AMOUNT
----------	-------------	------------	--------

85 Arundel

To furnish labor and material to replace lead water service to house.

1	1" Flared Angle Stop	53.56	53.56
1	1" Copper M - FIP Adapter	13.95	13.95
2	1" Copper Fittings (90-45-Couplings)	4.93	9.86
1	1" Copper Reducer / Bushing	6.67	6.67
10	1" Type M Hard Copper	4.42	44.20
1	1/2" Plug (Square Head)	9.80	9.80
1	Usage Of String Solder & Paste	5.51	5.51
1	B-Tank (Usage)	5.51	5.51
80	1" Type K Soft Copper	4.35	348.00
1	1" Flared Tee Head	89.58	89.58
1	3/4" Meter Yoke	114.81	114.81
1	Fibre Meter Box	96.25	96.25
1	Meter Cover or Lid	50.46	50.46
1	St. Louis County Stop-Box	32.87	32.87
5	Rock Per Ton	10.65	53.25
1	Usage of Quick Plug	16.90	16.90
Total Material and Other			951.18
1	Permit	60.00	60.00*
1	Trench Safety and Protection	75.00	75.00*

*Thank You For
 Your Business*

Visit us at our website
www.ojlaughlinplumbing.com

SALE AMOUNT

TOTAL

SEE REVERSE SIDE FOR LIEN CLAUSE

O.J. LAUGHLIN
SINCE 1951
PLUMBING COMPANY
Inc.

306 Saint Louis Avenue
 VALLEY PARK, MISSOURI 63088

636-225-0992 314-961-7327

invoice

INVOICE NO. 3172160

BILL TO:
 Missouri American Water Co
 PO Box 5605
 Cherry Hill, NJ 08034

JOB:
 MAWC - Arundel Pl.
 PO#: 5000071240
 Clayton, MO 63105

A COMPLETE PLUMBING SERVICE ~ SINCE 1951 ~ REPAIRS ~ REMODELING ~ RESIDENTIAL ~ COMMERCIAL ~ DESIGN/BUILD

CUSTOMER	PURCHASE ORDER NO.	SERVICE TECH.	JOB #	TERMS	INVOICE DATE	PAGE
MAWC		MAWC	173017	net due upon receipt	5/24/17	2
QUANTITY	DESCRIPTION			UNIT PRICE	AMOUNT	

1	Compactor Usage	45.00	45.00*
1	Concrete Saw Per Day	350.00	350.00*
1	Mini-Excavator Per Day	350.00	350.00*
1	Skidsteer Per Day	350.00	350.00*
80	Bore @ \$25.00 Per Foot	25.00	2,000.00*
1	Dump Truck Per Day	350.00	350.00*
12	Plumber At \$118.00 Per Hour	118.00	1,416.00*
6.5	Plumber OT At \$140.00 Per Hour	140.00	910.00*
8	Operator At \$83.00 Per Hour	83.00	664.00*
5.5	Operator OT At \$120.00 Per Hour	120.00	660.00*
24	Laborer with Service Truck @ \$89.00 Per Hour	89.00	2,136.00*
12	Laborer with Service Truck OT @ \$108.00 Per Hour	108.00	1,296.00*
Total Labor			10,662.00

* means item is non-taxable

*Thank You For
Your Business*

Visit us at our website
www.ojlaughlinplumbing.com

SALE AMOUNT	11,613.18
8.11% Tax	77.14
TOTAL	\$11,690.32

SEE REVERSE SIDE FOR LIEN CLAUSE

Schedule JAM-r2
Page 258 of 276

MAWC southwest operations
 Schedule JAM-r6

O.J. LAUGHLIN
SINCE 1951
PLUMBING COMPANY
Inc.

306 Saint Louis Avenue
 VALLEY PARK, MISSOURI 63088

636-225-0992 314-961-7327

invoice

INVOICE NO. 3172161

BILL TO:
 Missouri American Water Co
 PO Box 5605
 Cherry Hill, NJ 08034

JOB:
 MAWC - Arundel Pl.
 PO#: 5000071240
 Clayton, MO 63105

A COMPLETE PLUMBING SERVICE ~ SINCE 1951 ~ REPAIRS ~ REMODELING ~ RESIDENTIAL ~ COMMERCIAL ~ DESIGN/BUILD

CUSTOMER	PURCHASE ORDER NO.	SERVICE TECH.	JOB#	TERMS	INVOYCE DATE	PAGE
MAWC		MAWC	173017	net due upon receipt	5/24/17	1
QUANTITY	DESCRIPTION			UNIT PRICE	AMOUNT	

86 Arundel

To furnish labor and material to replace lead water service to house.

2	1" Type M Hard Copper	4.42	8.84
2	3/4" Type M Hard Copper	2.69	5.38
1	B-Tank (Usage)	5.51	5.51
1	Usage Of String Solder & Paste	5.51	5.51
1	1" Copper Fittings (90-45-Couplings)	4.93	4.93
1	1" Copper Reducer / Bushing	6.67	6.67
1	1" Copper M - FIP Adapter	13.95	13.95
1	3/4" Copper Fittings (90-45-Couplings)	3.59	3.59
80	1" Type K Soft Copper	4.35	348.00
1	1" Flared Tee Head	89.58	89.58
1	3/4" Meter Yoke	114.81	114.81
1	Fibre Meter Box	96.25	96.25
1	Meter Cover or Lid	50.46	50.46
1	St. Louis County Stop-Box	32.87	32.87
5	Rock Per Ton	10.65	53.25
1	Usage of Quik Plug	16.90	16.90
	Total Material and Other		856.50
1	Permit	60.00	60.00*

Thank You For Your Business

Visit us at our website
www.ojlaughlinplumbing.com

SALE AMOUNT	
TOTAL	

SEE REVERSE SIDE FOR LIEN CLAUSE

O.J. LAUGHLIN
SINCE 1951
PLUMBING COMPANY
Inc.

306 Saint Louis Avenue
VALLEY PARK, MISSOURI 63088

636-225-0992

314-961-7327

invoice

INVOICE NO. 3172161

BILL TO:

Missouri American Water Co
PO Box 5605
Cherry Hill, NJ 08034

JOB:

MAWC - Arundel Pl.
PO#: 5000071240
Clayton, MO 63105

ACOMPLATE PLUMBING SERVICE ~ SINCE 1951 ~ REPAIRS ~ REMODELING ~ RESIDENTIAL ~ COMMERCIAL ~ DESIGN/BUILD

CUSTOMER	PURCHASE ORDER NO.	SERVICE TECH	JOB	TERMS	INVOICE DATE	PAGE
MAWC		MAWC	173017	net due upon receipt	5/24/17	2
QUANTITY	DESCRIPTION			UNIT PRICE	AMOUNT	

1	Trench Safety and Protection	75.00	75.00*
1	Dump Fee	70.00	70.00*
60	Bore @ \$25.00 Per Foot	25.00	1,500.00*
1	Compactor Usage	45.00	45.00*
1	Skidsteer Per Day	350.00	350.00*
1	Mini-Excavator Per Day	350.00	350.00*
1	Dump Truck Per Day	350.00	350.00*
20	Plumber At \$118.00 Per Hour	118.00	2,360.00*
2.5	Plumber OT At \$140.00 Per Hour	140.00	350.00*
16	Operator At \$83.00 Per Hour	83.00	1,328.00*
2.5	Operator OT At \$120.00 Per Hour	120.00	300.00*
32	Laborer with Service Truck @ \$89.00 Per Hour	89.00	2,848.00*
3	Laborer with Service Truck OT @ \$108.00 Per Hour	108.00	324.00*
Total Labor			10,310.00

* means item is non-taxable

*Thank You For
Your Business*

Visit us at our website
www.ojlaughlinplumbing.com

SALE AMOUNT	11,166.50
8.11% Tax	69.46
TOTAL	\$11,235.96

SEE REVERSE SIDE FOR LIEN CLAUSE

**Schedule JAM-r2
Page 260 of 276**

MAWC southwest operations
Schedule JAM-r6

O.J. LAUGHLIN
SINCE 1951
PLUMBING COMPANY
Inc.

306 Saint Louis Avenue
 VALLEY PARK, MISSOURI 63088

636-225-0992 314-961-7327

invoice

INVOICE NO. 3172162

BILL TO:

Missouri American Water Co
 PO Box 5605
 Cherry Hill, NJ 08034

JOB:

MAWC - Arundel Pl.
 PO#: 5000071240
 Clayton, MO 63105

A COMPLETE PLUMBING SERVICE -- SINCE 1951 -- REPAIRS -- REMODELING -- RESIDENTIAL -- COMMERCIAL -- DESIGN/BUILD

CUSTOMER	PURCHASE ORDER NO.	SERVICE TECH.	JOB#	TERMS	INVOICE DATE	PAGE
MAWC		MAWC	173017	net due upon receipt	5/24/17	1
QUANTITY	DESCRIPTION			UNIT PRICE	AMOUNT	

88 Arundel
 To furnish labor and material to replace lead water service to house.

2	1" Flared Angle Stop	53.56	107.12
1	1" Copper M - FIP Adapter	13.95	13.95
3	1-1/4" Copper Fittings (90-45-Couplings)	13.96	41.88
1	1-1/4" Copper Reducer / Bushing	12.27	12.27
10	1-1/4" Type M Hard Copper	6.51	65.10
2	B-Tank (Usage)	5.51	11.02
1	Usage Of String Solder & Paste	5.51	5.51
1	1" Flared Tee Head	89.58	89.58
1	3/4" Meter Yoke	114.81	114.81
1	Fibre Meter Box	96.25	96.25
1	Meter Cover or Lid	50.46	50.46
1	St. Louis County Stop-Box	32.87	32.87
1	1" Flared Angle Stop	53.56	53.56
100	1" Type K Soft Copper	4.35	435.00
1	Usage of Quick Plug	16.90	16.90
5	Rock Per Ton	10.65	53.25
Total Material and Other			1,199.53
1	Permit	60.00	60.00*

*Thank You For
 Your Business*

Visit us at our website
www.ojlaughlinplumbing.com

SALE AMOUNT	
TOTAL	

SEE REVERSE SIDE FOR LIEN CLAUSE

O.J. LAUGHLIN
SINCE 1981
PLUMBING COMPANY
Inc.

306 Saint Louis Avenue
 VALLEY PARK, MISSOURI 63088

636-225-0992

314-961-7327

invoice

INVOICE NO. 3172162

BILL TO:

Missouri American Water Co
 PO Box 5605
 Cherry Hill, NJ 08034

JOB:

MAWC - Arundel Pl.
 PO#: 5000071240
 Clayton, MO 63105

A COMPLETE PLUMBING SERVICE ~ SINCE 1981 ~ REPAIRS ~ REMODELING ~ RESIDENTIAL ~ COMMERCIAL ~ DESIGN/BUILD

CUSTOMER	PURCHASE ORDER NO.	SERVICE TECH.	JOB#	TERMS	INVOICE DATE	PAGE
MAWC		MAWC	173017	net due upon receipt	5/24/17	2
QUANTITY	DESCRIPTION			UNIT PRICE	AMOUNT	

1	Dump Fee	70.00	70.00*
1	Trench Safety and Protection	75.00	75.00*
100	Bore @ \$25.00 Per Foot	25.00	2,500.00*
1	Compactor Usage	45.00	45.00*
1	Skidsteer Per Day	350.00	350.00*
1	Mini-Excavator Per Day	350.00	350.00*
1	Dump Truck Per Day	350.00	350.00*
15.25	Plumber At \$118.00 Per Hour	118.00	1,799.50*
1	Plumber OT At \$140.00 Per Hour	140.00	140.00*
8	Operator At \$83.00 Per Hour	83.00	664.00*
1	Operator OT At \$120.00 Per Hour	120.00	120.00*
16	Laborer with Service Truck @ \$89.00 Per Hour	89.00	1,424.00*
1	Laborer with Service Truck OT @ \$108.00 Per Hour	108.00	108.00*
	Total Labor		8,055.50

* means item is non-taxable

*Thanks You For
Your Business*

Visit us at our website
www.ojlaughlinplumbing.com

SALE AMOUNT	9,255.03
8.112 Tax	97.28
TOTAL	\$9,352.31

SEE REVERSE SIDE FOR LIEN CLAUSE



306 Saint Louis Avenue
 VALLEY PARK, MISSOURI 63088

636-225-0992 314-961-7327

invoice

INVOICE NO. 3172163

BILL TO:
 Missouri American Water Co
 PO Box 5605
 Cherry Hill, NJ 08034

JOB:
 MAWC - Arundel Pl.
 PO#: 5000071240
 Clayton, MO 63105

A COMPLETE PLUMBING SERVICE - SINCE 1951 - REPAIRS - REMODELING - RESIDENTIAL - COMMERCIAL - DESIGN/BUILD

CUSTOMER	PURCHASE ORDER NO.	SERVICE TECH.	JOB#	TERMS	INVOICE DATE	PAGE
MAWC		MAWC	173017	net due upon receipt	5/24/17	1
QUANTITY	DESCRIPTION			UNIT PRICE	AMOUNT	

89 Arundel
 To furnish labor and material to replace lead water service to house.

1	1" Flared Angle Stop	53.56	53.56
1	1" Copper M - FIP Adapter	13.95	13.95
2	1" Copper Fittings (90-45-Couplings)	4.93	9.86
1	3/4" Brass Cap	3.21	3.21
1	1" Copper Reducing Tee	20.47	20.47
10	1" Type M Hard Copper	4.42	44.20
1	Usage Of String Solder & Paste	5.51	5.51
1	B-Tank (Usage)	5.51	5.51
100	1" Type K Soft Copper	4.35	435.00
1	1" Flared Tee Head	89.58	89.58
1	3/4" Meter Yoke	114.81	114.81
1	Fibre Meter Box	96.25	96.25
1	Meter Cover or Lid	50.46	50.46
1	St. Louis County Stop-Box	32.87	32.87
1	Usage of Quick Plug	16.90	16.90
5	Rock Per Ton	10.65	53.25
Total Material and Other			1,045.39
1	Permit	60.00	60.00*
1	Dump Fee	70.00	70.00*

*Thank You For
 Your Business*

Visit us at our website
www.ojlaughlinplumbing.com

SALE AMOUNT	
TOTAL	

SEE REVERSE SIDE FOR LIEN CLAUSE

O. J. LAUGHLIN
SINCE 1931
PLUMBING COMPANY
Inc.

306 Saint Louis Avenue
 VALLEY PARK, MISSOURI 63088

636-225-0982 314-961-7327

invoice

INVOICE NO. 3172163

BILL TO:

Missouri American Water Co
 PO Box 5605
 Cherry Hill, NJ 08034

JOB:

MAWC - Arundel Pl.
 PO#: 5008071240
 Clayton, MO 63105

A COMPLETE PLUMBING SERVICE - SINCE 1931 - REPAIRS - REMODELING - RESIDENTIAL - COMMERCIAL - DESIGN/BUILD

CUSTOMER	PURCHASE ORDER NO.	SERVICE TECH	JOB#	TERMS	INVOICE DATE	PAGE
MAWC		MAWC	173017	net due upon receipt	5/24/17	2

QUANTITY	DESCRIPTION	UNIT PRICE	AMOUNT
1	Trench Safety and Protection	75.00	75.00*
1	Compactor Usage	45.00	45.00*
80	Bore @ \$25.00 Per Foot	25.00	2,000.00*
1	Mini-Excavator Per Day	350.00	350.00*
1	Skidsteer Per Day	350.00	350.00*
1	Dump Truck Per Day	350.00	350.00*
12.5	Plumber At \$118.00 Per Hour	118.00	1,475.00*
6.5	Plumber OT At \$140.00 Per Hour	140.00	910.00*
8	Operator At \$83.00 Per Hour	83.00	664.00*
5.5	Operator OT At \$120.00 Per Hour	120.00	660.00*
20	Laborer with Service Truck @ \$89.00 Per Hour	89.00	1,780.00*
10	Laborer with Service Truck OT @ \$108.00 Per Hour	108.00	1,080.00*
	Total Labor		9,869.00

* means Item is non-taxable

*Thanks You For
Your Business*

Visit us at our website
www.ojlaughlinplumbing.com

SALE AMOUNT	10,914.39
8.11% Tax	84.78
TOTAL	\$10,999.17

SEE REVERSE SIDE FOR LIEN CLAUSE

O.J. LAUGHLIN
EST. 1951
PLUMBING COMPANY
Inc.

306 Saint Louis Avenue
 VALLEY PARK, MISSOURI 63088

invoice

INVOICE NO. 3172172

636-225-0992 314-961-7327

BILL TO:
 Missouri American Water Co
 PO Box 5605
 Cherry Hill, NJ 08034

JOB:
 MAWC - Arundel Pl.
 PO#: 5000071240
 Clayton, MO 63105

A COMPLETE PLUMBING SERVICE ~ SINCE 1951 ~ REPAIRS ~ REMODELING ~ RESIDENTIAL ~ COMMERCIAL ~ DESIGN/BUILD

CUSTOMER	PURCHASE ORDER NO.	SERVICE TECH.	JOB#	TERMS	INVOICE DATE	PAGE
MAWC		MAWC	173017	net due upon receipt	5/24/17	1
QUANTITY	DESCRIPTION			UNIT PRICE	AMOUNT	

96 Arundel

To furnish labor and material to replace lead water service to house.

1	1" Flared Angle Stop	53.56	53.56
1	1" Copper M - FIP Adapter	13.95	13.95
1	3/4" Copper Reducing Tee	7.79	7.79
2	3/4" Copper Fittings (90-45-Couplings)	3.59	7.18
1	3/4" Copper M - FIP Adapter	5.63	5.63
1	3/4" Sweat Full Port Ball Valve	29.79	29.79
1	1/2" Boiler Drain / Hose Bibb	11.11	11.11
4	1" Copper Fittings (90-45-Couplings)	4.93	19.72
1	1" Female Dielectric Union	4.00	4.00
1	Galvanized Steel Pipe Nipple 3/4" x 4"	2.64	2.64
5	3/4" Type M Hard Copper	2.69	13.45
20	1" Type M Hard Copper	4.42	88.40
2	Large Touch-Down	3.15	6.30
2	1" Mickey Hanger	0.92	1.84
2	1/2" Mickey Hanger	0.71	1.42
12	Drywall Screw	0.33	3.96
2	B-Tank (Usage)	5.51	11.02
2	Usage Of String Solder & Paste	5.51	11.02

*Thank You For
 Your Business*

Visit us at our website
www.ojlaughlinplumbing.com

SALE AMOUNT	
TOTAL	

SEE REVERSE SIDE FOR LIEN CLAUSE

O.J. LAUGHLIN
Since 1951
PLUMBING COMPANY
Inc.

306 Saint Louis Avenue
 VALLEY PARK, MISSOURI 63088

636-225-0992 314-961-7327

invoice

INVOICE NO. 3172172

BILL TO:

Missouri American Water Co
 PO Box 5605
 Cherry Hill, NJ 08034

JOB:

MAWC - Arundel Pl.
 PO#: 5000071240
 Clayton, MO 63105

A COMPLETE PLUMBING SERVICE - SINCE 1951 - REPAIRS - REMODELING - RESIDENTIAL - COMMERCIAL - DESIGN/BUILD

CUSTOMER	PURCHASE ORDER NO.	SERVICE TECH	JOB #	TERMS	INVOICE DATE	PAGE
MAWC		MAWC	173017	net due upon receipt	5/24/17	2

QUANTITY	DESCRIPTION	UNIT PRICE	AMOUNT
1	1" Flared Tee Head	89.58	89.58
1	3/4" Meter Yoke	114.81	114.81
1	Fibre Meter Box	96.25	96.25
1	Meter Cover or Lid	50.46	50.46
1	St. Louis County Stop-Box	32.87	32.87
1	1" Flared Angle Stop	53.56	53.56
100	1" Type K Soft Copper	4.35	435.00
1	Usage of Quick Plug	16.90	16.90
1	1" Copper Fittings (90-45-Couplings)	4.93	4.93
10	Rock Per Ton	10.65	106.50
Total Material and Other			1,293.64
1	Permit	60.00	60.00*
2	Dump Fee	70.00	140.00*
1	Trench Safety and Protection	75.00	75.00*
1	Compactor Usage	45.00	45.00*
100	Bore @ \$25.00 Per Foot	25.00	2,500.00*
1	Skidsteer Per Day	350.00	350.00*
1	Dump Truck Per Day	350.00	350.00*
1	Mini-Excavator Per Day	350.00	350.00*
15.5	Plumber At \$118.00 Per Hour	118.00	1,829.00*
11	Operator At \$83.00 Per Hour	83.00	913.00*
22	Laborer with Service Truck @ \$89.00 Per Hour	89.00	1,958.00*
Total Labor			8,570.00

* means item is non-taxable

*Thank You For
Your Business*

Visit us at our website
www.ojlaughlinplumbing.com

SALE AMOUNT	9,863.64
8.11 Tax	104.91
TOTAL	\$9,968.55

SEE REVERSE SIDE FOR LIEN CLAUSE

O.J. LAUGHLIN
 SINCE 1931
PLUMBING COMPANY
Inc.

306 Saint Louis Avenue
 VALLEY PARK, MISSOURI 63088

636-225-0992 314-961-7327

invoice

INVOICE NO. 3172173

BILL TO:
 Missouri American Water Co
 PO Box 5605
 Cherry Hill, NJ 08034

JOB:
 MAWC - Arundel Pl.
 PO#: 5000071240
 Clayton, MO 63105

A COMPLETE PLUMBING SERVICE - SINCE 1931 - REPAIRS - REMODELING - RESIDENTIAL - COMMERCIAL - DESIGN/BUILD

CUSTOMER	PURCHASE ORDER NO.	SERVICE TECH.	JOB #	TERMS	INVOICE DATE	PAGE
MAWC		MAWC	173017	net due upon receipt	5/24/17	1
QUANTITY	DESCRIPTION			UNIT PRICE	AMOUNT	

98 Arundel
 To furnish labor and material to replace lead water service to house.

1	1" Flared Tee Head	89.58	89.58
1	1" Flared Coupling	27.55	27.55
1	St. Louis County Stop-Box	32.87	32.87
50	1" Type K Soft Copper	4.35	217.50
5	Rock Per Ton	10.65	53.25
Total Material and Other			420.75
1	Dump Fee	70.00	70.00*
1	Trench Safety and Protection	75.00	75.00*
1	Compactor Usage	45.00	45.00*
1	Skidsteer Per Day	350.00	350.00*
1	Mini-Excavator Per Day	350.00	350.00*
30	Bore @ \$25.00 Per Foot	25.00	750.00*
2	Plumber At \$118.00 Per Hour	118.00	236.00*
12	Laborer with Service Truck @ \$89.00 Per Hour	89.00	1,068.00*
8	Operator At \$83.00 Per Hour	83.00	664.00*
Total Labor			3,608.00

* means item is non-taxable

*Thank You For
 Your Business*

Visit us at our website
www.ojlaughlinplumbing.com

SALE AMOUNT	4,028.75
8.11% Tax	34.12
TOTAL	4,062.87

SEE REVERSE SIDE FOR LIEN CLAUSE

O.J. LAUGHLIN
 SINCE 1951
PLUMBING COMPANY
Inc.

306 Saint Louis Avenue
 VALLEY PARK, MISSOURI 63088

636-225-0992 314-961-7327

invoice

INVOICE NO. 3172174

BILL TO:

Missouri American Water Co
 PO Box 5605
 Cherry Hill, NJ 08034

JOB:

MAWC - Arundel Pl.
 PO#: 5000071240
 Clayton, MO 63105

A COMPLETE PLUMBING SERVICE ~ SINCE 1951 ~ REPAIRS ~ REMODELING ~ RESIDENTIAL ~ COMMERCIAL ~ DESIGN/BUILD

CUSTOMER	PURCHASE ORDER NO.	SERVICE TECH.	JOB#	TERMS	INVOICE DATE	PAGE
MAWC		MAWC	173017	net due upon receipt	5/24/17	1
QUANTITY	DESCRIPTION			UNIT PRICE	AMOUNT	

100 Arundel
 To furnish labor and material to replace lead water service to house.

1	1" Flared Tee Head	89.58	89.58
1	1" Flared Coupling	27.55	27.55
1	St. Louis County Stop-Box	32.87	32.87
50	1" Type K Soft Copper	4.35	217.50
5	Rock Per Ton	10.65	53.25
Total Material and Other			420.75
1	Trench Safety and Protection	75.00	75.00*
1	Concrete Saw Per Day	350.00	350.00*
1	Compactor Usage	45.00	45.00*
1	Skidsteer Per Day	350.00	350.00*
1	Mini-Excavator Per Day	350.00	350.00*
1	Dump Truck Per Day	350.00	350.00*
40	Bore @ \$25.00 Per Foot	25.00	1,000.00*
2	Plumber At \$118.00 Per Hour	118.00	236.00*
12	Laborer with Service Truck @ \$89.00 Per Hour	89.00	1,068.00*
8	Operator At \$83.00 Per Hour	83.00	664.00*
Total Labor			4,488.00

* means item is non-taxable

*Thank You For
 Your Business*

Visit us at our website
www.ojlaughlinplumbing.com

SALE AMOUNT	4,908.75
TAX	34.12
TOTAL	\$1,942.87

SEE REVERSE SIDE FOR LIEN CLAUSE

O.J. LAUGHLIN
EST. 1931
PLUMBING COMPANY
Inc.

306 Saint Louis Avenue
 VALLEY PARK, MISSOURI 63088

636-225-0992 314-961-7327

invoice

INVOICE NO. 3172175

BILL TO:

Missouri American Water Co
 PO Box 5605
 Cherry Hill, NJ 08034

JOB:

MAWC - Arundel Pl.
 PO#: 5000071240
 Clayton, MO 63105

A COMPLETE PLUMBING SERVICE - SINCE 1861 - RERVS - REMODELING - RESIDENTIAL - COMMERCIAL - DESIGN/BUILD

CUSTOMER	PURCHASE ORDER NO.	SERVICE TECH.	JOB#	TERMS	INVOICE DATE	PAGE
MAWC		MAWC	173017	net due upon receipt	5/24/17	1

QUANTITY	DESCRIPTION	UNIT PRICE	AMOUNT
----------	-------------	------------	--------

101 Arundel
 To furnish labor and material to replace lead water service to house.

1	1" Flared Angle Stop	53.56	53.56
1	1" Copper M - FIP Adapter	13.95	13.95
1	Galvanized Steel Pipe Nipple 1/2" x 4"	2.14	2.14
3	1" Copper Fittings (90-45-Couplings)	4.93	14.79
1	Cap 1/2" Galvanized	5.05	5.05
1	1" Female Dielectric Union	4.00	4.00
1	Galvanized Steel Pipe Nipple 1" x Close	2.33	2.33
10	1" Type M Hard Copper	4.42	44.20
1	Usage Of String Solder & Paste	5.51	5.51
1	B-Tank (Usage)	5.51	5.51
100	1" Type K Soft Copper	4.35	435.00
1	St. Louis County Stop-Box	32.87	32.87
1	Meter Cover or Lid	50.46	50.46
1	Fibre Meter Box	96.25	96.25
1	3/4" Meter Yoke	114.81	114.81
1	1" Flared Tee Head	89.58	89.58
1	Usage of Quik Plug	16.90	16.90
5	Rock Per Ton	10.65	53.25

Total Material and Other 1,040.16

*Thank You For
Your Business*

Visit us at our website
www.ojlaughlinplumbing.com

SALE AMOUNT	
TOTAL	

SEE REVERSE SIDE FOR LIEN CLAUSE

Schedule JAM-r2
 Page 269 of 276

MAWC southwest operations
 Schedule JAM-r6

O.J. JAUGHLIN
 SINCE 1851
PLUMBING COMPANY
Inc.

306 Saint Louis Avenue
 VALLEY PARK, MISSOURI 63088

636-226-0992 314-961-7327

invoice

INVOICE NO. 3172175

BILL TO:
 Missouri American Water Co
 PO Box 5605
 Cherry Hill, NJ 08034

JOB:
 MAWC - Arundel Pl.
 PO#: 5000071240
 Clayton, MO 63105

A COMPLETE PLUMBING SERVICE ~ SINCE 1851 ~ REPAIRS ~ REMODELING ~ RESIDENTIAL ~ COMMERCIAL ~ DESIGN/BUILD

CUSTOMER	PURCHASE ORDER NO.	SERVICE TECH.	JOB	TERMS	INVOICED DATE	PAGE
MAWC		MAWC	173017	net due upon receipt	5/24/17	2
QUANTITY	DESCRIPTION			UNIT PRICE	AMOUNT	

1	Permit	60.00	60.00*
1	Dump Fee	70.00	70.00*
1	Trench Safety and Protection	75.00	75.00*
1	Compactor Usage	45.00	45.00*
80	Bore @ \$25.00 Per Foot	25.00	2,000.00*
1	Skidsteer Per Day	350.00	350.00*
1	Mini-Excavator Per Day	350.00	350.00*
1	Dump Truck Per Day	350.00	350.00*
16	Plumber At \$118.00 Per Hour	118.00	1,888.00*
3	Plumber OT At \$140.00 Per Hour	140.00	420.00*
8	Operator At \$83.00 Per Hour	83.00	664.00*
3	Operator OT At \$120.00 Per Hour	120.00	360.00*
12	Laborer with Service Truck @ \$89.00 Per Hour	89.00	1,068.00*
1.5	Laborer with Service Truck OT @ \$108.00 Per Hour	108.00	162.00*
	Total Labor		7,862.00

* means item is non-taxable

*Thank You For
 Your Business*

Visit us at our website
www.ojjaughlinplumbing.com

SALE AMOUNT	8,902.16
8.11% Tax	84.36
TOTAL	\$8,986.52

SEE REVERSE SIDE FOR LIEN CLAUSE

O.J. LAUGHLIN
Since 1951
PLUMBING COMPANY
Inc.

306 Saint Louis Avenue
 VALLEY PARK, MISSOURI 63088

636-225-0882 314-961-7327

invoice

INVOICE NO. 3172176

BILL TO:

Missouri American Water Co
 PO Box 5605
 Cherry Hill, NJ 08034

JOB:

MAWC - Arundel Pl.
 PO#: 5000071240
 Clayton, MO 63105

A COMPLETE PLUMBING SERVICE - SINCE 1951 - REPAIRS - REVOLELING - RESIDENTIAL - COMMERCIAL - DESIGN/BUILD

CUSTOMER	PURCHASE ORDER NO.	SERVICE TECH	JOB#	TERMS	INVOICE DATE	PAGE
MAWC		MAWC	173017	net due upon receipt	5/24/17	1
QUANTITY	DESCRIPTION			UNIT PRICE	AMOUNT	

104 Arundel
 To furnish labor and material to replace lead water service to house.

3	3/4" Type M Hard Copper	2.69	8.07
3	1" Type M Hard Copper	4.42	13.26
1	1" Copper Fittings (90-45-Couplings)	4.93	4.93
1	1" Copper Reducer / Bushing	6.67	6.67
1	3/4" Copper Fittings (90-45-Couplings)	3.59	3.59
1	3/4" MIP Dielectric	7.64	7.64
1	3/4" Plug (Square Head)	3.21	3.21
1	Sawzall Blades	4.58	4.58
1	B-Tank (Usage)	5.51	5.51
1	Usage Of String Solder & Paste	5.51	5.51
1	Usage Of Teflon Tape	0.88	0.88
1	Usage Of Teflon Pipe Dope	0.88	0.88
1	1" Copper M - FIP Adapter	13.95	13.95
100	1" Type K Soft Copper	4.35	435.00
1	St. Louis County Stop-Box	32.87	32.87
1	Fibre Meter Box	96.25	96.25
1	Meter Cover or Lid	50.46	50.46
1	1" Flared Tee Head	89.58	89.58
1	3/4" Meter Yoke	114.81	114.81
5	Rock Per Ton	10.65	53.25

*Thank You For
 Your Business*

Visit us at our website
www.ojlaughlinplumbing.com

SALE AMOUNT	
TOTAL	

SEE REVERSE SIDE FOR LIEN CLAUSE

O.J. LAUGHLIN
EST. 1951
PLUMBING COMPANY
Inc.

306 Saint Louis Avenue
VALLEY PARK, MISSOURI 63088

636-225-0992 314-961-7327

invoice

INVOICE NO. 3172176

BILL TO:
Missouri American Water Co
PO Box 5605
Cherry Hill, NJ 08034

JOB:
MAWC - Arundel Pl.
PO#: 5000071240
Clayton, MO 63105

A COMPLETE PLUMBING SERVICE ~ SINCE 1951 ~ REPAIRS ~ REMODELING ~ RESIDENTIAL ~ COMMERCIAL ~ DESIGN/BUILD

CUSTOMER	PURCHASE ORDER NO.	SERVICE TECH	JOB#	TERMS	INVOICE DATE	PAGE
MAWC		MAWC	173017	net due upon receipt	5/24/17	2
QUANTITY	DESCRIPTION			UNIT PRICE	AMOUNT	

1	Usage of Quick Plug	16.90	16.90
	Total Material and Other		967.80
1	Permit	60.00	60.00*
1	Dump Fee	70.00	70.00*
1	Trench Safety and Protection	75.00	75.00*
1	Compactor Usage	45.00	45.00*
100	Bore @ \$25.00 Per Foot	25.00	2,500.00*
1	Skidsteer Per Day	350.00	350.00*
1	Mini-Excavator Per Day	350.00	350.00*
1	Dump Truck Per Day	350.00	350.00*
12	Plumber At \$118.00 Per Hour	118.00	1,416.00*
2.25	Plumber OT At \$140.00 Per Hour	140.00	315.00*
8	Operator At \$83.00 Per Hour	83.00	664.00*
2.25	Operator OT At \$120.00 Per Hour	120.00	270.00*
16	Laborer with Service Truck @ \$89.00 Per Hour	89.00	1,424.00*
4	Laborer with Service Truck OT @ \$108.00 Per Hour	108.00	432.00*
	Total Labor		8,321.00

* means item is non-taxable

*Thank You For
Your Business*

Visit us at our website
www.ojlaughlinplumbing.com

SALE AMOUNT	9,288.80
8.11% Tax	78.49
TOTAL	\$9,367.29

SEE REVERSE SIDE FOR LIEN CLAUSE

O.J. LAUGHLIN
PLUMBING COMPANY
Inc.

306 Saint Louis Avenue
VALLEY PARK, MISSOURI 63088

636-225-0992 314-961-7327

invoice

INVOICE NO. 3172177

BILL TO:

Missouri American Water Co
PO Box 5605
Cherry Hill, NJ 08034

JOB:

MAWC - Arundel Pl.
PO#: 5000071240
Clayton, MO 63105

A COMPLETE PLUMBING SERVICE ~ SINCE 1951 ~ REPAIRS ~ REMODELING ~ RESIDENTIAL ~ COMMERCIAL ~ DESIGN/BUILD

CUSTOMER	PURCHASE ORDER NO.	SERVICE TECH.	JOB#	TERMS	INVOICE DATE	PAGE
MAWC		MAWC	173017	net due upon receipt	5/25/17	1
QUANTITY	DESCRIPTION			UNIT PRICE	AMOUNT	

105 Arundel

To furnish labor and material to replace lead water service to house.

1	1" Flared Angle Stop	53.56	53.56
1	1" Copper M - FIP Adapter	13.95	13.95
3	1" Copper Fittings (90-45-Couplings)	4.93	14.79
1	1" C x C Copper Tee	20.40	20.40
1	1" Female Dielectric Union	4.00	4.00
1	Galvanized Steel Pipe Nipple 3/8" x 4"	3.14	3.14
1	1/2" Brass Cap	3.14	3.14
1	Brass Nipple 1/2x4"	16.58	16.58
20	1" Type M Hard Copper	4.42	88.40
1	B-Tank (Usage)	5.51	5.51
1	Usage Of String Solder & Paste	5.51	5.51
80	1" Type K Soft Copper	4.35	348.00
1	1" Flared Tee Head	89.58	89.58
1	3/4" Meter Yoke	114.81	114.81
1	Fibre Meter Box	96.25	96.25
1	Meter Cover or Lid	50.46	50.46
1	St. Louis County Stop-Box	32.87	32.87
5	Rock Per Ton	10.65	53.25
1	Usage of Quick Plug	16.90	16.90

SALE AMOUNT

TOTAL

*Thank You For
Your Business*

Visit us at our website
www.ojlaughlinplumbing.com

SEE REVERSE SIDE FOR LIEN CLAUSE

O. J. LAUGHLIN
Since 1961
PLUMBING COMPANY
Inc.

306 Saint Louis Avenue
 VALLEY PARK, MISSOURI 63088

636-225-0992 314-961-7327

invoice

INVOICE NO. 3172177

BILL TO:
 Missouri American Water Co
 PO Box 5605
 Cherry Hill, NJ 08034

JOB:
 MAWC - Arundel Pl.
 PO#: 5000071240
 Clayton, MO 63105

A COMPLETE PLUMBING SERVICE SINCE 1961 ~ REPAIRS ~ RENOVATING ~ RESIDENTIAL ~ COMMERCIAL ~ DESIGN/BUILD

CUSTOMER	PURCHASE ORDER NO.	SERVICE TECH.	JOB #	TERMS	INVOICE DATE	PAGE
MAWC		MAWC	173017	net due upon receipt	5/25/17	2

QUANTITY	DESCRIPTION	UNIT PRICE	AMOUNT
	Total Material and Other		1,031.10
1	Permit	60.00	60.00*
1	Dump Fee	70.00	70.00*
1	Trench Safety and Protection	75.00	75.00*
1	Compactor Usage	45.00	45.00*
80	Bore @ \$25.00 Per Foot	25.00	2,000.00*
1	Skidsteer Per Day	350.00	350.00*
1	Mini-Excavator Per Day	350.00	350.00*
1	Dump Truck Per Day	350.00	350.00*
16.5	Plumber At \$118.00 Per Hour	118.00	1,947.00*
8	Operator At \$83.00 Per Hour	83.00	664.00*
16	Laborer with Service Truck @ \$89.00 Per Hour	89.00	1,424.00*
	Total Labor		7,335.00

* means item is non-taxable

*Thank You For
 Your Business*

Visit us at our website
www.ojlaughlinplumbing.com

SALE AMOUNT	8,366.10
8.11% Tax	83.62
TOTAL	\$8,449.72

SEE REVERSE SIDE FOR LIEN CLAUSE

O.J. LAUGHLIN
EST. 1931
PLUMBING COMPANY
Inc.

306 Saint Louis Avenue
 VALLEY PARK, MISSOURI 63088

636-225-0992 314-961-7327

invoice

INVOICE NO. 3172178

BILL TO:
 Missouri American Water Co
 PO Box 5605
 Cherry Hill, NJ 08034

JOB:
 MAWC - Arundel Pl.
 PO#: 5000071240
 Clayton, MO 63105

A COMPLETE PLUMBING SERVICE - SINCE 1931 - REPAIRS - REMODELING - RESIDENTIAL - COMMERCIAL - DESIGN/BUILD

CUSTOMER	PURCHASE ORDER NO.	SERVICE TECH.	JOB#	TERMS	INVOICE DATE	PAGE
MAWC		MAWC	173017	net due upon receipt	5/25/17	1

QUANTITY	DESCRIPTION	UNIT PRICE	AMOUNT
	109 Arundel To furnish labor and material to replace lead water service to house.		
1	1" Flared Angle Stop	53.56	53.56
1	1" Copper M - FIP Adapter	13.95	13.95
1	1" Copper Fittings (90-45-Couplings)	4.93	4.93
1	1" Copper Fittings (St. 90 - St. 45)	17.08	17.08
1	1" Copper Reducing Tee	20.47	20.47
1	3/4" Male/Female Dialectic Union	11.02	11.02
1	Usage Of String Solder & Paste	5.51	5.51
1	B-Tank (Usage)	5.51	5.51
5	1" Type M Hard Copper	4.42	22.10
1	1/2" Brass Cap	3.14	3.14
1	Brass Nipple 1/2x4"	16.58	16.58
100	1" Type K Soft Copper	4.35	435.00
1	1" Flared Tee Head	89.58	89.58
1	3/4" Meter Yoke	114.81	114.81
1	Fibre Meter Box	96.25	96.25
1	Meter Cover or Lid	50.46	50.46
1	St. Louis County Stop-Box	32.87	32.87
1	Usage of Quick Plug	16.90	16.90

*Thank You For
Your Business*

Visit us at our website
www.ojlaughlinplumbing.com

SALE AMOUNT	
TOTAL	

SEE REVERSE SIDE FOR LIEN CLAUSE

O. J. LAUGHLIN
SINCE 1937
PLUMBING COMPANY
Inc.

306 Saint Louis Avenue
 VALLEY PARK, MISSOURI 63088

636-226-0992 314-861-7327

invoice

INVOICE NO. 3172178

BILL TO:
 Missouri American Water Co
 PO Box 5605
 Cherry Hill, NJ 08034

JOB:
 MAWC - Arundel Pl.
 PO#: 5000071240
 Clayton, MO 63105

A COMPLETE PLUMBING SERVICE - SINCE 1937 - REPAIRS - REMODELING - RESIDENTIAL - COMMERCIAL - DESIGN/BUILD

CUSTOMER	PURCHASE ORDER NO.	SERVO/TECH	JOB	TERMS	INVOICE DATE	PAGE
MAWC		MAWC	173017	net due upon receipt	5/25/17	2
QUANTITY	DESCRIPTION			UNIT PRICE	AMOUNT	

				Total Material and Other	1,009.72
1		Permit	60.00	60.00*	
1		Trench Safety and Protection	75.00	75.00*	
1		Compactor Usage	45.00	45.00*	
1		Dump Fee	70.00	70.00*	
80		Bore @ \$25.00 Per Foot	25.00	2,000.00*	
1		Skidsteer Per Day	350.00	350.00*	
1		Mini-Excavator Per Day	350.00	350.00*	
1		Dump Truck Per Day	350.00	350.00*	
16		Plumber At \$118.00 Per Hour	118.00	1,888.00*	
3		Plumber OT At \$140.00 Per Hour	140.00	420.00*	
8		Operator At \$83.00 Per Hour	83.00	664.00*	
3		Operator OT At \$120.00 Per Hour	120.00	360.00*	
18		Laborer with Service Truck @ \$89.00 Per Hour	89.00	1,602.00*	
0.5		Laborer with Service Truck OT @ \$108.00 Per Hour	108.00	54.00*	
		Total Labor		8,288.00	

* means item is non-taxable

*Thank You For
 Your Business*

Visit us at our website
www.ojlaughlinplumbing.com

SALE AMOUNT	9,297.72
8.11% Tax	81.89
TOTAL	\$9,379.61

SEE REVERSE SIDE FOR LIEN CLAUSE

FILED
October 04, 2017
Data Center
Missouri Public
Service Commission

Exhibit No.: 11
Issues: Expense/Maintenance
Witness: Jonathan Dallas
Sponsoring Party: MoPSC Staff
Type of Exhibit: Rebuttal Testimony
Case No.: WU-2017-0296
Date Testimony Prepared: August 23, 2017

MISSOURI PUBLIC SERVICE COMMISSION

**COMMISSION STAFF DIVISION
WATER & SEWER DEPARTMENT**

REBUTTAL TESTIMONY

OF

JONATHAN DALLAS

MISSOURI-AMERICAN WATER COMPANY

CASE NO. WU-2017-0296

*Jefferson City, Missouri
August 2017*

PSC Exhibit No. 11
Date 9/27/17 Reporter LAM
File No. WU-2017-0296

1 REBUTTAL TESTIMONY
2 OF
3 JONATHAN DALLAS
4 MISSOURI-AMERICAN WATER COMPANY
5 CASE NO. WU-2017-0296

6 Q. Please state your name and business address.

7 A. Jonathan Dallas, P.O. Box 360, Jefferson City, MO 65102.

8 Q. By whom are you employed and in what capacity?

9 A. I work for the Missouri Public Service Commission (Commission) as a Utility
10 Operations Technical Specialist in the Water & Sewer Department (W/S Dept.) in the Utility
11 Operations Division

12 Q. Please briefly describe your job responsibilities.

13 A. One of my primary responsibilities is the inspection of large and small
14 privately owned water and sewer facilities around the state. I prepare a detailed report and
15 memorandum. If the inspection is due to a small company rate request, the memorandum is
16 filed with the Commission as a part of a Disposition Agreement. As part of my inspections,
17 I am also responsible for determining if company projects are prudent and necessary. I am
18 also responsible for responding to customer complaints and working with the customers and
19 companies to resolve issues.

20 Q. What is your educational background?

21 A. I have a Bachelor of Science Degree: Major Construction Management from
22 the University of Central Missouri.

Rebuttal Testimony
Jonathan Dallas

1 Q. What is your previous work experience?

2 A. Before coming to work at the Commission, I worked for the City of Columbia,
3 specifically the Columbia Water & Light Department (Water & Light) where I was employed
4 as an Engineering Aide II. My primary job was a water main inspector. As a water main
5 inspector, I was responsible for making sure contractor crews who were constructing new
6 water mains did so in a manner which met the city's codes and specifications. Prior to
7 working for Water & Light, I worked for Twehous Excavating Company (Twehous) in Taos,
8 Missouri as a labor/operator. At Twehous, I primarily worked on a utility crew which was
9 responsible for replacing old water mains in Jefferson City.

10 Q. Do you have a summary of your education and work experience?

11 A. Yes, please refer to Schedule JD-r1 attached to this testimony for a summary
12 of my education and work experience backgrounds.

13 Q. Have you previously testified before this Commission?

14 A. Yes, I have testified in Case No. WO-2017-0236.

15 Q. What is the purpose of your rebuttal testimony?

16 A. To respond to the testimony of the Office of the Public Counsel (OPC) witness
17 Geoff Marke.

18 Q. Will anyone else from Staff be filing testimony?

19 A. Yes, James Merciel will file testimony addressing MAWC's proposal and
20 OPC's pilot program and Amanda McMellen will address the accounting issues.

21 Q. What is a water service line?

22 A. A water service line is a pipeline through which water flows into a customer's
23 premise whether the premise is a house, a commercial building, or a series of connected

Rebuttal Testimony
Jonathan Dallas

1 living units. The water service line connects a utility-owned water main that is part of a
2 water distribution pipeline system throughout the water utility's service area to a customer's
3 premise. For most customers, the water main is near or under a street.

4 Q. Who owns and controls water service lines?

5 A. In most cases, the water utility owns the portion of the water service line
6 between the water main and a point at or near the property line. At this location, there is
7 often an utility-owned water meter. The remaining portion of the water service line is owned
8 by the customer. However, specific to MAWC's customers in St. Louis County, customers
9 own the entire water service line between the water main and the premise. There are, of
10 course, variations on water main location and meter location. Service lines and water mains
11 are defined in MAWC's tariff, and the tariff includes rules detailing customer and MAWC
12 responsibilities for ownership and maintenance of service lines and portions of service lines.

13 Q. Are water service lines made of any specific material??

14 A. No. The most common material used today is copper. However poly vinyl
15 chloride (PVC) is also rather common, as are a couple of other types of plastic. In past years,
16 galvanized iron was used extensively, as was lead.

17 Q. Do you have any prior experience with Lead Service Lines (LSL)?

18 A. Yes, in my previous job with Twehous, I worked on a utility crew where we
19 frequently performed water main replacements in Jefferson City for Missouri American Water
20 Company ("MAWC" or "Company"). As part of the main replacements, we were responsible
21 for connecting the existing service lines to the new main. Usually the service lines were
22 copper but occasionally we would encounter a LSL.

Rebuttal Testimony
Jonathan Dallas

1 Q. What did you do when you discovered a LSL?

2 A. When a LSL was discovered, during a main replacement project MAWC
3 would insure the LSL was replaced with copper from the meter to the new water main.

4 Q. Why did you only replace the LSL from the main to the meter?

5 A. In the Jefferson City service area, MAWC only owns the service line from the
6 main to the meter or property line. Further, addressing the issue of the potential for lead in
7 drinking water was not as prominent as it is today.

8 Q. Why were LSLs not as big of a concern then?

9 A. Before the Flint Michigan incident, LSLs were not as much of a concern
10 because properly treated noncorrosive water will not leach lead out of customer service lines
11 or other fixtures in the water system. After Flint, Michigan, there was a spotlight on the
12 danger of failures in chemically treating water, which in turn increased conversations
13 nationwide about removing lead pipes to proactively remove risks. This is addressed in the
14 EPA's "Lead and Copper Rule Revisions White Paper" dated October 2016 the first
15 key principle for LCR revisions cited is "Focus on Minimizing Exposure to Lead in
16 Drinking Water."¹

17 Q. Has the Company's policy on LSLs changed?

18 A. Yes, the Company is currently replacing all LSLs it encounters, whether the
19 LSL's are on main replacement projects, main breaks, or service line repairs. The Company is
20 now replacing the full length of the lead service line, both Company and customer portions.

21 Q. Do you agree with this practice?

22 A. Yes, I do.

¹ The EPA White Paper is included with the rebuttal testimony of Staff witness James A. Merciel, Jr.

Rebuttal Testimony
Jonathan Dallas

1 Q. In your opinion, is this a good practice?

2 A. Yes. Based on recent articles and studies from organizations such as the
3 Environmental Protection Agency (EPA), it is suggested that only replacing a portion of a
4 LSL can increase the chance of lead leaching into the water because cutting a LSL can
5 dislodge the scale inside the service line allowing the water to come directly into contact
6 with lead.

7 Q. Are there any specific articles which point this out?

8 A. Yes, in the EPA's "Lead and Copper Rule Revisions White Paper" dated
9 October 2016 the first key principle for LCR revisions cited is "Focus on Minimizing
10 Exposure to Lead in Drinking Water: Improve public health protection by reducing exposure
11 to lead in drinking water to the maximum amount possible through proactive measures to
12 remove sources of lead and educating consumers about the health effects of lead and actions
13 to reduce exposure." EPA goes on to state, in summary, that partial lead service line
14 replacement is not the best way to achieve this goal, as partial lead service line replacement
15 often results in elevated lead readings due to the leaching mechanism, discussed above.

16 Q. What other experience have you had with MAWC and LSLs?

17 A. On August 4, 2017, Mr. Merciel and I visited a MAWC main replacement
18 project in St. Louis County, specifically on Summit Avenue and Eunice Avenue in Webster
19 Groves.

20 Q. Please describe what you witnessed there.

21 A. First, we observed yard and street patches where several LSLs had been
22 replaced. Second, we witnessed a MAWC-hired plumbing contractor installing a new one-
23 inch copper service into place to replace an old LSL.

Rebuttal Testimony
Jonathan Dallas

1 Q. What else did you see?

2 A. Next, we observed a LSL still connected to the old four-inch cast iron water
3 main, which MAWC was replacing with a new eight-inch PVC main. We also saw where
4 MAWC had dug up a service line in a customer's yard to verify it was a LSL. Attached as
5 Schedules JD-r2, JD-r3, and JD-r4 are three pictures depicting this.

6 Q. Can you explain MAWC's process for replacing water mains?

7 A. Yes. Each year, MAWC reviews its records, which show a history of main
8 breaks on a given main, the age of a water main, the frequency of main breaks, any upcoming
9 road improvements such as resurfacing or sidewalk replacement, and the economic impact of
10 replacing a main versus repair. MAWC also looks at where there might be a high probability
11 of LSLs located by looking at "tap cards", which have been integrated into their GIS
12 mapping system.

13 Q. What is a tap card?

14 A. A tap card is piece of paper a utility worker fills out when they connect a
15 customer's service line to a water main. The tap card typically contains a variety of
16 information such as size of the service line, size of the main the service is connected to, type
17 of material the main is constructed of, type of material the service is constructed of, and
18 various other facts like location, approximate depth, the date installed and so on.

19 Q. What is a GIS map?

20 A. GIS stands for Geographic Information System. GIS allows MAWC to view
21 its entire infrastructure with the click of a mouse. The data available to MAWC includes
22 main size, type of main, approximate location, main breaks, location of fittings such as valves,

Rebuttal Testimony
Jonathan Dallas

1 fire hydrants and, elbows. It also allows MAWC to view tap cards, which may or may not
2 have information on the material used to construct the water service.

3 Q. How is MAWC verifying if LSLs are present on a main replacement project?

4 A. During Staff's visit to MAWC's office, MAWC explained before a project
5 begins, it reviews its records and GIS map to identify possible LSLs. During the project
6 MAWC inspects customer service lines at three locations to verify there is no lead present.

7 Q. What is one of the locations MAWC is inspecting to check for a LSL?

8 A. At the site visit, MAWC stated it digs the service line up at the meter pit or
9 curb stop in the customer's yard to verify what material the service line is constructed of.
10 This would be approximately near the middle of the service line. Staff observed one such
11 hole MAWC had excavated. A picture is attached as Schedule JD-r3.

12 Q. What method is MAWC using to expose the service line?

13 A. On the site visit, MAWC stated to Staff that they are using a soft dig method to
14 expose the water service line.

15 Q. Please explain what you mean by "soft dig"?

16 A. Soft dig is an excavation method that utilizes high-pressure water to soften up
17 dirt, which is then vacuumed up by a large vacuum. This method exposes the service line
18 without the potential of breaking them or other buried utilities.

19 Q. What other locations of the service line is MAWC looking at to identify
20 whether or not there is lead present?

21 A. The Company is also meeting with customers to gain entry to their basements
22 to verify what type of water service line is entering their home.

Rebuttal Testimony
Jonathan Dallas

1 Q. What is the last location on the service line the Company is examining?

2 A. When the Company prepares to tie the water service over from the old water
3 main to the new water main, the Company will expose the service line at the old main if it
4 was not previously exposed as the Company installs the new water main.

5 Q. When do you believe it makes the most sense to replace LSLs?

6 A. In my opinion the best time to replace a LSL is during a main replacement
7 project.

8 Q. Why do you believe that is the best time?

9 A. To me it makes the most sense because MAWC will already have both the new
10 water main dug up and the service line so it can be connected to the new main. MAWC is
11 essentially doing half the work during a main replacement. Also as stated above it is believed
12 that if a LSL is disturbed at all, it is the best practice to undertake a full LSL replacement.

13 Q. Does this conclude your testimony?

14 A. Yes, it does.

BEFORE THE PUBLIC SERVICE COMMISSION
OF THE STATE OF MISSOURI

In the Matter of the Application of Missouri-American)
Water Company for an Accounting Order)
Concerning MAWC's Lead Service Line)
Replacement Program)

Case No. WU-2017-0296

AFFIDAVIT OF JONATHAN DALLAS

State of Missouri)
County of Cole) ss.

COMES NOW Jonathan Dallas, and on his oath declares that he is of sound mind and lawful age; that he contributed to the foregoing Rebuttal Testimony; and that the same is true and correct according to his best knowledge and belief.

Further the Affiant sayeth not.



Jonathan Dallas

JURAT

Subscribed and sworn before me, a duly constituted and authorized Notary Public, in and for the County of Cole, State of Missouri, at my office in Jefferson City, on this 23rd day of August, 2017.


NOTARY PUBLIC

My commission expires: June 28, 2019



Jonathan Dallas

EMPLOYMENT:

7/15-Present State of Missouri, Public Service Commission

Utility Operations- Technical Specialist, Water and Sewer Department

- Inspected large and small water and sewer facilities around the state.
- Prepared detailed reports and memorandums to be filed with the Commission.
- Responded to customer complaints and worked with the customer and company to resolve them.
- Determined if company expenditures were prudent.

8/13-07/15 City of Columbia, Water & Light

Associate Engineering Technician

- Inspected construction of new water mains; public and private.
- Completed accurate as-builts and final inspection reports.
- Performed chlorination, dechlorination, bacteria tests, and pressure tests.
- Used AutoCAD to draw as-builts of completed jobs.
- Used Excel for a chlorination spread sheet.

06/04-08/13 Twelous Excavating Co.

Laborer, Operator

- Installed water main, sewer main, and storm drain.
- Installed sewage treatment facilities.
- Repaired water main breaks.

**Schedule JAM-r3
Page 11 of 15**

EDUCATION/TRAINING:

8/04-12/08 University of Central Missouri

Bachelor of Science Degree, Major: Construction Management

4/2016 Missouri Department of Natural Resources

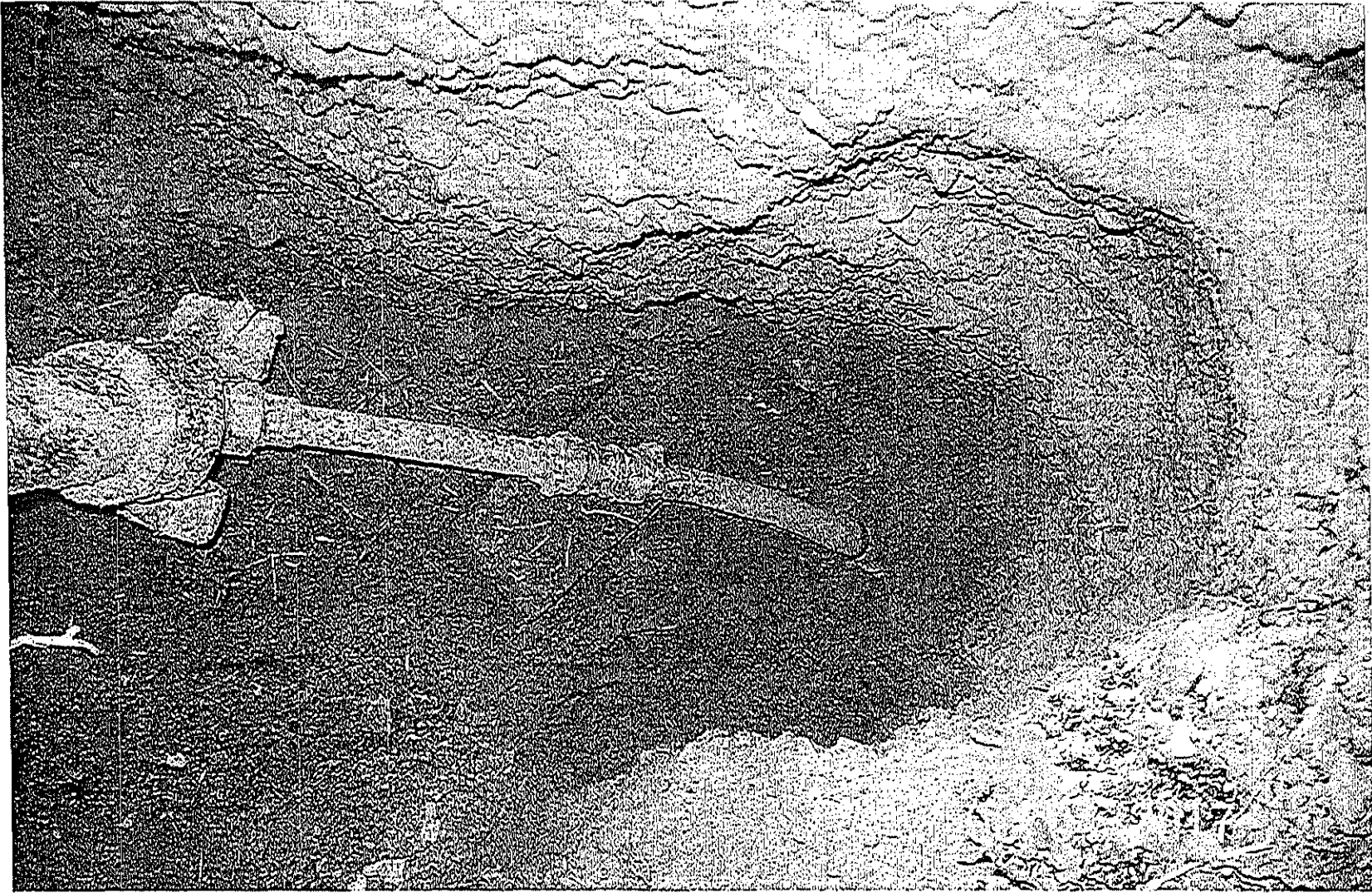
Water Distribution Level I (DSI)

Previously Filed Testimony:

Case No.	Company	Type of Filing	Issue
WO-2017-0236	Ridge Creek Water Company, LLC	Oral	Safe and Adequate Service



An example of a LSL replacement where the water main is on the opposite side of the street from the customer's home. This photograph is in the St. Louis County service area where the customer owns the entire service line.



This picture shows a customer's service line that MAWC has exposed during a water main replacement. MAWC exposed the customer's service line to verify if it is lead. On the left is a short piece of copper which is then connected to a lead service line.



Pictured here is a lead service line connected to an old four-inch cast iron water main, appearing near the top of the picture. The old main is being replaced with a new eight-inch PVC water main, appearing at the bottom of the picture, and the lead pipe portion of the service line will be replaced with new copper pipe.