

**BEFORE THE PUBLIC SERVICE COMMISSION
OF THE STATE OF MISSOURI**

In the matter of the Petition of)		
Missouri-American Water Company for)	File No.	WR-2025-0009
Approval to Change a Water and Sewer)	File No.	SR-2025-0014
Infrastructure Rate Adjustment (WSIRA).)		

**MAWC’S PETITION TO CHANGE A WATER AND SEWER
INFRASTRUCTURE RATE ADJUSTMENT (WSIRA)**

COMES NOW Missouri-American Water Company (“MAWC”), pursuant to Sections 393.1500 through 393.1509, RSMo, and Rule 20 CSR 4240-2.060(1), and, for its *Petition to Change a Water and Sewer Infrastructure Rate Adjustment (WSIRA)*, respectfully states as follows to the Missouri Public Service Commission (“Commission”):

BACKGROUND

1. Sections 393.1500 through 393.1509, RSMo, provide eligible water and sewer corporations with the ability to recover certain eligible infrastructure system project costs outside of a formal rate case filing via a Water and Sewer Infrastructure Rate Adjustment (WSIRA). A petition must be filed with the Commission for review and approval before an adjustment can be made to a water or sewer corporation’s rates and charges to provide for the recovery of the costs associated with eligible infrastructure system projects.

THE APPLICANT

2. MAWC is a Missouri corporation with its principal office and place of business at 727 Craig Road, St. Louis, Missouri 63141. MAWC is a Missouri corporation in good standing. A certified copy of MAWC’s certificate of good standing was filed with the Commission in its File No. WO-2021-0343 and is incorporated herein by reference. MAWC currently provides water service to approximately 484,000 customers and sewer service to approximately 24,000 customers

in several counties throughout the state of Missouri. MAWC is a “water corporation,” a “sewer corporation,” and a “public utility” as those terms are defined in Section 386.020 and 393.1000(7), RSMo., and is subject to the jurisdiction and supervision of the Commission as provided by law. Other than cases that have been docketed at the Commission, MAWC has no pending action or final unsatisfied judgments against it from any state or federal agency or court within the past three (3) years that involve customer service. MAWC has no annual report or assessment fees that are overdue.

3. Communications in regard to this Petition should be addressed to the undersigned counsel and:

Brian LaGrand
Director of Rates & Regulatory Support
Missouri-American Water Company
727 Craig Road
St. Louis, MO 63141
314-996-2357
brian.lagrand@amwater.com

THE WSIRA REQUEST

4. MAWC, per this Petition, seeks to change a WSIRA to provide for the recovery of costs for infrastructure system projects eligible for WSIRA recognition. The proposed WSIRA rate schedules filed concurrently with this Petition reflect the appropriate pre-tax revenues necessary to produce net operating income equal to MAWC’s pretax weighted cost of capital multiplied by the net original cost of the eligible infrastructure system projects, including recognition of accumulated deferred income taxes and accumulated depreciation associated with eligible infrastructure system projects which are included in the petition to establish or change a WSIRA pursuant to Sections 393.1500 through 393.1509. MAWC also seeks to recover all state,

federal and local income or excise taxes applicable to such income and to recover all other costs such as depreciation expense and property taxes due within 12 months of this filing.

5. MAWC had its last general rate proceeding decided by Commission Order issued on May 3, 2023, effective May 13, 2023, in Case No. WR-2022-0303. Tariffs resulting from that case became effective on May 28, 2023 (YW-2023-0196 and YS-2023-0197).

6. Customers affected by the proposed WSIRA benefit from these eligible infrastructure system projects because: 1) the program accelerates the replacement of aging assets; 2) reduces the frequency of water and wastewater service interruptions; and 3) improves overall service reliability.

7. Attached hereto as **Appendix A** and **Appendix B** are the proposed rate schedules. Attached hereto as **Appendix C** are the supporting documents necessary to establish the WSIRA and to reflect recovery of eligible infrastructure system project costs.

8. The proposed water rate schedule, on an annualized basis, will produce WSIRA revenues of \$19,260,452, or an increase of 4.6% based on the base water revenue level approved by the Commission in MAWC's most recently completed general rate proceeding.

9. The proposed sewer rate schedule, on an annualized basis, will produce WSIRA revenues of \$154,816, or an increase of 0.8% based on the base sewer revenue level approved by the Commission in its most recently completed general rate proceeding.

10. The proposed WSIRA on an annualized basis does not produce revenues in excess of fifteen percent (15%) of the base water or sewer base requirement approved by the Commission in Case No. WR-2022-0303.¹

¹ MAWC notes that Section 393.1506.1, RSMo, states in part that "neither WSIRA revenues attributable to replacement of customer-owned lead service lines, nor any reconciliation amounts described in subdivision (2) of subsection 5 of section 393.1509, shall count toward the program cap."

11. The eligible infrastructure system projects for which MAWC seeks WSIRA recognition are set forth on **Appendix D-Water** and **Appendix D-Sewer**, which are attached hereto and made a part hereof for all purposes. The eligible infrastructure system projects listed on **Appendix D-Water** and **Appendix D-Sewer** are water or sewer utility plant projects that replace or extend the useful life of existing infrastructure; are in service and used and useful; do not include projects intended solely for customer growth; and the costs of which were not recovered in MAWC's base rates established in Case No. WR-2022-0303. More specifically, these projects consist of the following:

- A. Replacement of or cleaning and relining of existing water and sewer pipes, and associated valves, hydrants, meters, service lines, laterals, sewer taps, curbstops, and manholes;
- B. Replacement of lead mains, lead goosenecks and lead service lines, and associated valves and meters;
- C. Replacement of booster station and lift station pumps, with equipment of similar capacity and operation, as well as related pipes, valves, and meters;
- D. Facilities relocations required due to construction or improvement of a highway, road, street, public way, or other public work by or on behalf of the United States, this state, a political subdivision of this state, or another entity having the power of eminent domain; provided that the costs related to such projects have not been reimbursed to the water or sewer corporation;
- E. Replacement of water and wastewater treatment mechanical equipment with equipment of similar capacity and operation, including well and intake pumps, transfer pumps, high service or discharge pumps, and metering pumps; and

F. Replacement of Supervisory Control and Data Acquisition System (SCADA) components necessary for the operation and monitoring of remote installations including radio and cellular communication equipment, and programmable logic controllers.

12. MAWC utilizes both internal and external resources to install the mains. In instances where external resources were utilized, a request for proposal (RFP) process is used. The American Water Procurement Department works with MAWC engineering personnel to identify contractors that are capable of installing water main across the state and provided a questionnaire regarding qualifications, safety, financial, equipment and manpower abilities to meet the anticipated workload. MAWC requests bids based on its standard bid process to some of the identified contractors along with utilizing the unitization process with contractors currently under contract to replace and or relocate water mains. The unitization process consists of procurement providing a bid document with nearly 600 line items for the contractors to provide unit costs associated with each line item provided and then pricing provided was evaluated against past projects to see if a cost advantage was recognized in order to validate the hiring of the contractor using this process. Once the evaluation was confirmed, MAWC's engineering and supply chain department enter into a contract with the contractor(s) to replace/relocate water mains utilizing this unitization pricing method. The other contractors not currently under contract using this unitization pricing method are sent RFPs for multiple projects and once bids are received back, they are evaluated against similar projects using the unitization pricing method for cost comparisons. The projects are then awarded based on costs and contractor availability to complete the projects in the time frame provided.

13. **Appendix D-Water** and **Appendix D-Sewer** provide the eligible infrastructure system projects by Task Order (work order) and identify and sub-total facility relocations on behalf of the State of Missouri, on behalf of a political subdivision of the State of Missouri, on behalf of the United States and on behalf of an entity other than the United States, State of Missouri or a political subdivision of the State of Missouri.

14. Attached hereto as **Appendix E-Water** and **Appendix E-Sewer** are lists of infrastructure retirements and related annual depreciation expense associated with the retirements. **Appendix E-Water** and **Appendix E-Sewer** provide the original cost of the retired asset, depreciation rate, and the date the asset was removed from service.

15. Attached hereto as **Appendix F-Water** and **Appendix F-Sewer** are the lists of infrastructure contributions-in-aid-of-construction and related annual amortization expense associated with the contributions-in-aid-of-construction. **Appendix F-Water** and **Appendix F-Sewer** provide the original cost of the contributed asset, amortization rate, and the date the asset was placed in service.

16. Attached hereto as **Appendix G** is the reconciliation of WSIRA collections vs. amounts authorized by the Commission. This reconciliation includes an adjustment of \$2,884,682, to reflect an under collection from previous WSIRA surcharges.

17. In determining the appropriate pre-tax WSIRA revenues, the proposed rate schedules utilize current state and federal income tax rates of 3.5951% and 20.2450%, respectively. These rates represent the current statutory rates.

18. In determining the appropriate pre-tax WSIRA revenues, the proposed rate schedules utilize the overall pre-tax weighted average cost of capital 8.65% (tax grossed-up rate

of return), as agreed to in the Stipulation and Agreement filed on March 3, 2023, and approved by the Commission in Case No. WR-2022-0303.²

19. In determining the appropriate pre-tax WSIRA revenues, the proposed rate schedules do not include property taxes for assets placed in service in 2024, as those property taxes on the WSIRA investments will not be due within 12 months of the filing of this Petition.

20. In determining the appropriate pre-tax WSIRA revenues, the proposed rate schedules utilize depreciation rates currently applicable to the aforelisted eligible infrastructure system projects as determined by the Commission.

21. In determining the appropriate pre-tax WSIRA revenues, the proposed water and sewer rate schedules utilize the applicable tariff group billing determinants utilized in designing MAWC's water and sewer customer rates in its most recent general rate proceeding and are allocated in a manner consistent with the rate design methodology utilized to develop MAWC's water and sewer base rates resulting from its most recent general rate proceeding.

22. MAWC filed with the Commission on January 24, 2024 a five-year capital expenditure plan as contemplated by Section 393.1509.1(3). Said plan was filed as a Non-Case Related Submission with tracking number BORD-2024-0313.

ADDITIONAL INFORMATION

23. MAWC will post information on its website to inform customers of the WSIRA. The WSIRA information will be posted to MAWC's website at or before the time the WSIRA appears on customer's bills. Refer to **Appendix H** for an example of the information to be included on the website.

² Approved by the Commission's *Report and Order*, issued May 3, 2023.

24. Instructions and talking points regarding the WSIRA will be provided to personnel at MAWC's Call Center. Refer to Appendix I for the instructions to be provided to personnel at MAWC's Call Center.

25. MAWC has provided an initial, one-time notice to affected customers in conjunction with the establishment of the WSIRA. This notice explained the WSIRA program, explained how the surcharge is applied to different customer classes and identified the statutory authority under which the WSIRA is implemented. See Appendix J for an example of this notice.

26. MAWC will provide annual notice to affected customers each year a WSIRA is in effect, explaining the continuation of the program and the resulting WSIRA. See Appendix K for an example of this notice.

27. The WSIRA will be clearly identified on the customer's billing statement. It will appear as a separate charge under WSIRA. See Appendix L for an example of a customer bill showing how WSIRA will be described on a customer's bill.

WHEREFORE, pursuant to Section 393.1509(2), MAWC respectfully requests the Commission issue an Order bearing an effective date of no later than March 2, 2025:

- A. Authorizing MAWC to recover the costs of its eligible infrastructure system project costs (as listed on Appendix D-Water and Appendix D-Sewer) through implementation of a WSIRA as requested herein and as proposed in the tariff rate schedules filed contemporaneously with this Petition; and,
- B. Granting such other relief as may be necessary and appropriate to accomplish the purposes of Sections 393.1500 through 393.1509, RSMo.



Respectfully Submitted,

Timothy W. Luft, MBE #40506
Rachel Niemeier, MBE #56073

Dean L. Cooper MBE #36592
BRYDON, SWEARENGEN & ENGLAND P.C.
312 E Capitol Avenue
P.O. Box 456
Jefferson City, MO 65102
(573) 635-7166
dcooper@brydonlaw.com

Corporate Counsel
MISSOURI-AMERICAN WATER
COMPANY
727 Craig Road
St. Louis, MO 63141
(314) 996-2279 (Tim)
(314) 996-2390 (Rachel)
timothy.luft@amwater.com
rachel.neimeier@amwater.com

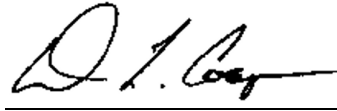
ATTORNEYS FOR MISSOURI-AMERICAN WATER COMPANY

CERTIFICATE OF SERVICE

I hereby certify that a copy of the above and foregoing document was sent via electronic mail on this 3rd day of September, 2024 to:

Casi Aslin
Staff Counsel's Office
casi.aslin@psc.mo.gov
staffcounsel@psc.mo.gov

Marc Poston
Office of the Public Counsel
opcservice@opc.mo.gov



VERIFICATION

STATE OF MISSOURI)
)
COUNTY OF ST. LOUIS) ss

I, Rich Svindland, state that I am President for Missouri-American Water Company ("MAWC"), that I have read the above and foregoing document; that the statements contained therein are true and correct to the best of my information, knowledge and belief; and, that I am authorized to make this statement on behalf of MAWC.

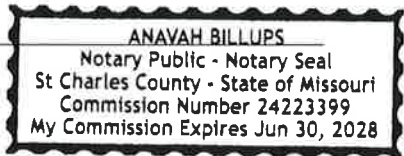


Subscribed and sworn to before me this 3 day of September, 2024.



Notary Public

My Commission Expires:



Missouri-American Water Company
Name of Issuing Corporation

For

St. Louis County
Community, Town or City

Rate W			
Water & Sewer Infrastructure Replacement Surcharge (WSIRA)			
<p>DESCRIPTION - Rate W is designed to recover costs associated with the Company's eligible infrastructure projects: 1) Replacement of or cleaning and relining of existing mains, hydrants, meters, service lines, laterals, sewer taps, curbstops and manholes, 2) Replacement of lead mains, goosenecks, lead service lines and associated valves and meters, 3) Replacement of booster station and lift station pumps, with equipment of similar capacity and operation, as well as related pipes, valves and meters, 4) Facilities relocations required due to construction or improvement of a highway, road, street, public way, or other public work by or on behalf of the United States, this state, a political subdivision of this state, or another entity having the power of eminent domain; provided that the costs related to such projects have not been reimbursed to the water or sewer corporation; 5) Replacement of water and wastewater treatment mechanical equipment with equipment of similar capacity and operation, including well and intake pumps, transfer pumps, high service or discharge pumps, and metering pumps, 6) Replacement of Supervisory Control and Data Acquisition Systems (SCADA) components necessary for the operation and monitoring of remote installations including radio and cellular communication equipment, and programmable logic controllers. The WSIRA rate is calculated and implemented in accordance with the provisions of sections 393.1500 to 393.1509 RSMO. Any future changes to this rate will also be made in accordance with those provisions.</p>			
<p>APPLICABILITY - This rate is applicable to any customer class who benefits from the subject utility plant projects eligible for WSIRA recovery. The surcharge is calculated consistent with the customer class cost-of-service study recognized by the Missouri Commission in the Company's most recent general rate proceeding.</p>			
<p>RATE COMPONENTS - In addition to the other charges provided for in the Company's tariffs, a separate charge for the WSIRA will apply for service rendered on and after the effective date.</p>			
<u>Customer Rate Class</u>	<u>Rate per 100 Gallons</u>	<u>Rate per 1,000 Gallons</u>	
Rate A	\$0.16974	\$1.69743	+
Rate B	\$0.05224	\$0.52244	+
Rate J	\$0.03681	\$0.36812	+
<p>RULES AND REGULATIONS – The General Rules and Regulations set forth in this tariff shall govern the supply of service under this rate.</p>			
<p>PAYMENT TERMS - All bills for service under this schedule will be rendered in arrears on a monthly or quarterly basis. The due date on the tariff shall be ten (10) days after the "date of rendition" of the bill to the customer. The customer's bill will be due and payable after this due date. The delinquent date printed on the bill will not be less than twenty-one (21) days after the date of the postmark of the bill. Any accounts remaining unpaid at the expiration of twenty-one (21) days shall be considered delinquent and the Company may take such action as specified in its filed rules and regulations.</p>			
<p>TAXES - These rates do not include any municipal, state or federal taxes computed on either billing or consumption basis. Any such taxes applicable shall be added as separate items in rendering each bill.</p>			

* Indicates new rate or text

+ Indicates change

Date of Issue: September 3, 2024 Effective Date: October 3, 2024

Issued By: Rich C. Svindland, President
727 Craig Road, St. Louis, MO 63141

Missouri-American Water Company
Name of Issuing Corporation

For

All Missouri Service Areas Outside of St. Louis County
Community, Town or City

Rate W			
Water & Sewer Infrastructure Replacement Surcharge (WSIRA)			
<p>DESCRIPTION - Rate W is designed to recover costs associated with the Company's eligible infrastructure projects: 1) Replacement of or cleaning and relining of existing mains, hydrants, meters, service lines, laterals, sewer taps, curbstops and manholes, 2) Replacement of lead mains, goosenecks, lead service lines and associated valves and meters, 3) Replacement of booster station and lift station pumps, with equipment of similar capacity and operation, as well as related pipes, valves and meters, 4) Facilities relocations required due to construction or improvement of a highway, road, street, public way, or other public work by or on behalf of the United States, this state, a political subdivision of this state, or another entity having the power of eminent domain; provided that the costs related to such projects have not been reimbursed to the water or sewer corporation; 5) Replacement of water and wastewater treatment mechanical equipment with equipment of similar capacity and operation, including well and intake pumps, transfer pumps, high service or discharge pumps, and metering pumps, 6) Replacement of Supervisory Control and Data Acquisition Systems (SCADA) components necessary for the operation and monitoring of remote installations including radio and cellular communication equipment, and programmable logic controllers. The WSIRA rate is calculated and implemented in accordance with the provisions of sections 393.1500 to 393.1509 RSMO. Any future changes to this rate will also be made in accordance with those provisions.</p>			
<p>APPLICABILITY - This rate is applicable to any customer class who benefits from the subject utility plant projects eligible for WSIRA recovery. The surcharge is calculated consistent with the customer class cost-of-service study recognized by the Missouri Commission in the Company's most recent general rate proceeding.</p>			
<p>RATE COMPONENTS - In addition to the other charges provided for in the Company's tariffs, a separate charge for the WSIRA will apply for service rendered on and after the effective date.</p>			
<u>Customer Rate Class</u>	<u>Rate per 100 Gallons</u>	<u>Rate per 1,000 Gallons</u>	
Rate A	\$0.09849	\$0.98490	+
Rate B	\$0.02528	\$0.25285	+
Rate J	\$0.03247	\$0.32473	+
<p>RULES AND REGULATIONS – The General Rules and Regulations set forth in this tariff shall govern the supply of service under this rate.</p>			
<p>PAYMENT TERMS - All bills for service under this schedule will be rendered in arrears on a monthly or quarterly basis. The due date on the tariff shall be ten (10) days after the "date of rendition" of the bill to the customer. The customer's bill will be due and payable after this due date. The delinquent date printed on the bill will not be less than twenty-one (21) days after the date of the postmark of the bill. Any accounts remaining unpaid at the expiration of twenty-one (21) days shall be considered delinquent and the Company may take such action as specified in its filed rules and regulations.</p>			
<p>TAXES - These rates do not include any municipal, state or federal taxes computed on either billing or consumption basis. Any such taxes applicable shall be added as separate items in rendering each bill.</p>			

* Indicates new rate or text

+ Indicates change

Date of Issue: September 3, 2024 Effective Date: October 3, 2024

Issued By: Rich C. Svindland, President
727 Craig Road, St. Louis, MO 63141

Missouri-American Water Company
Name of Issuing Corporation

For

City of Arnold and Surrounding Area
Community, Town or City

Rate W	
Water & Sewer Infrastructure Replacement Surcharge (WSIRA)	
<p>DESCRIPTION - Rate W is designed to recover costs associated with the Company's eligible infrastructure projects: 1) Replacement of or cleaning and relining of existing mains, hydrants, meters, service lines, laterals, sewer taps, curbstops and manholes, 2) Replacement of lead mains, goosenecks, lead service lines and associated valves and meters, 3) Replacement of booster station and lift station pumps, with equipment of similar capacity and operation, as well as related pipes, valves and meters, 4) Facilities relocations required due to construction or improvement of a highway, road, street, public way, or other public work by or on behalf of the United States, this state, a political subdivision of this state, or another entity having the power of eminent domain; provided that the costs related to such projects have not been reimbursed to the water or sewer corporation; 5) Replacement of water and wastewater treatment mechanical equipment with equipment of similar capacity and operation, including well and intake pumps, transfer pumps, high service or discharge pumps, and metering pumps, 6) Replacement of Supervisory Control and Data Acquisition Systems (SCADA) components necessary for the operation and monitoring of remote installations including radio and cellular communication equipment, and programmable logic controllers. The WSIRA rate is calculated and implemented in accordance with the provisions of sections 393.1500 to 393.1509 RSMO. Any future changes to this rate will also be made in accordance with those provisions.</p> <p>APPLICABILITY - This rate is applicable to any customer class who benefits from the subject utility plant projects eligible for WSIRA recovery. The surcharge is calculated consistent with the customer class cost-of-service study recognized by the Missouri Commission in the Company's most recent general rate proceeding.</p> <p>RATE COMPONENTS - In addition to the other charges provided for in the Company's tariffs, a separate charge for the WSIRA will apply for service rendered on and after the effective date. The WSIRA charge is calculated as a percentage of the customer's total bill, prior to any taxes.</p> <p style="text-align: center; margin-left: 100px;"> All Customers: 0.3453% of the total bill + </p> <p>RULES AND REGULATIONS – The General Rules and Regulations set forth in this tariff shall govern the supply of service under this rate.</p> <p>PAYMENT TERMS - All bills for service under this schedule will be rendered in arrears on a monthly or quarterly basis. The due date on the tariff shall be ten (10) days after the "date of rendition" of the bill to the customer. The customer's bill will be due and payable after this due date. The delinquent date printed on the bill will not be less than twenty-one (21) days after the date of the postmark of the bill. Any accounts remaining unpaid at the expiration of twenty-one (21) days shall be considered delinquent and the Company may take such action as specified in its filed rules and regulations.</p> <p>TAXES - These rates do not include any municipal, state or federal taxes computed on either billing or consumption basis. Any such taxes applicable shall be added as separate items in rendering each bill.</p>	

* Indicates new rate or text

+ Indicates change

Date of Issue: September 3, 2024 Effective Date: October 3, 2024

Issued By: Rich C. Svindland, President
727 Craig Road, St. Louis, MO 63141

Missouri-American Water Company
Name of Issuing Corporation

For

All Missouri Service Areas Outside of City of Arnold
Community, Town or City

Rate W			
Water & Sewer Infrastructure Replacement Surcharge (WSIRA)			
<p>DESCRIPTION - Rate W is designed to recover costs associated with the Company's eligible infrastructure projects: 1) Replacement of or cleaning and relining of existing mains, hydrants, meters, service lines, laterals, sewer taps, curbstops and manholes, 2) Replacement of lead mains, goosenecks, lead service lines and associated valves and meters, 3) Replacement of booster station and lift station pumps, with equipment of similar capacity and operation, as well as related pipes, valves and meters, 4) Facilities relocations required due to construction or improvement of a highway, road, street, public way, or other public work by or on behalf of the United States, this state, a political subdivision of this state, or another entity having the power of eminent domain; provided that the costs related to such projects have not been reimbursed to the water or sewer corporation; 5) Replacement of water and wastewater treatment mechanical equipment with equipment of similar capacity and operation, including well and intake pumps, transfer pumps, high service or discharge pumps, and metering pumps, 6) Replacement of Supervisory Control and Data Acquisition Systems (SCADA) components necessary for the operation and monitoring of remote installations including radio and cellular communication equipment, and programmable logic controllers. The WSIRA rate is calculated and implemented in accordance with the provisions of sections 393.1500 to 393.1509 RSMO. Any future changes to this rate will also be made in accordance with those provisions.</p>			
<p>APPLICABILITY - This rate is applicable to any customer class who benefits from the subject utility plant projects eligible for WSIRA recovery. The surcharge is calculated consistent with the customer class cost-of-service study recognized by the Missouri Commission in the Company's most recent general rate proceeding.</p>			
<p>RATE COMPONENTS - In addition to the other charges provided for in the Company's tariffs, a separate charge for the WSIRA will apply for service rendered on and after the effective date. The WSIRA charge is calculated as a percentage of the customer's total bill, prior to any taxes.</p>			
All Customers:		4.5503%	of the total bill
			+
<p>RULES AND REGULATIONS – The General Rules and Regulations set forth in this tariff shall govern the supply of service under this rate.</p>			
<p>PAYMENT TERMS - All bills for service under this schedule will be rendered in arrears on a monthly or quarterly basis. The due date on the tariff shall be ten (10) days after the "date of rendition" of the bill to the customer. The customer's bill will be due and payable after this due date. The delinquent date printed on the bill will not be less than twenty-one (21) days after the date of the postmark of the bill. Any accounts remaining unpaid at the expiration of twenty-one (21) days shall be considered delinquent and the Company may take such action as specified in its filed rules and regulations.</p>			
<p>TAXES - These rates do not include any municipal, state or federal taxes computed on either billing or consumption basis. Any such taxes applicable shall be added as separate items in rendering each bill.</p>			

* Indicates new rate or text

+ Indicates change

Date of Issue: September 3, 2024 Effective Date: October 3, 2024

Issued By: Rich C. Svindland, President
727 Craig Road, St. Louis, MO 63141

	WSIRA Revenue Requirement	STL County Water	Other Water	Arnold Sewer	Other Sewer	Total
1						
2						
3	Utility Plant Projects--Replacement					
4	Utility Plant in Service--Replacement	\$142,503,481	\$36,046,324	\$171,479	\$2,736,121	\$181,457,405
5	Net Contributions in Aid of Construction	204,619	(1,366,772)	(10,383)	0	(1,172,535)
6	Deferred Taxes	(17,440,635)	(4,417,211)	(25,172)	(389,348)	(22,272,366)
7	Accumulated Depreciation	(1,506,502)	(414,290)	(1,048)	(43,799)	(1,965,638)
8						
9	Total Net Replacement Rate Base	\$123,760,963	\$29,848,051	\$134,877	\$2,302,975	\$156,046,866
10						
11	Utility Plant Projects--Facilities Relocations					
12	Utility Plant in Service--Relocations	\$226,113	\$488,050	\$0	\$0	\$714,163
13	Net Contributions in Aid of Construction	15,185	(244,074)	0	0	(228,888)
14	Deferred Taxes	(21,836)	(70,854)	0	0	(92,690)
15	Accumulated Depreciation	(2,394)	(4,332)	0	0	(6,726)
16						
17	Total Net Relocation Rate Base	\$217,069	\$168,790	\$0	\$0	\$385,859
18						
19	Utility Plant Projects--Total					
20	Utility Plant in Service--Total	\$142,729,594	\$36,534,374	\$171,479	\$2,736,121	\$182,171,568
21	Net Contributions in Aid of Construction	219,805	(1,610,845)	(10,383)	0	(1,401,423)
22	Deferred Taxes	(17,462,471)	(4,488,066)	(25,172)	(389,348)	(22,365,057)
23	Accumulated Depreciation	(1,508,896)	(418,622)	(1,048)	(43,799)	(1,972,364)
24						
25	Accumulated Depreciation and Deferred Taxes on Investment in Current WSIRA					
26	Accumulated Depreciation - Prior WSIRA	(3,647,417)	(933,626)	(4,382)	(69,921)	(4,655,347)
27	Deferred Taxes - Prior WSIRA	(661,250)	(169,260)	(794)	(12,676)	(843,980)
28						
29	Total Adjustment	(\$4,308,667)	(\$1,102,886)	(\$5,177)	(\$82,597)	(\$5,499,326)
30						
31	Total WSIRA Rate Base	\$119,669,364	\$28,913,955	\$129,700	\$2,220,378	\$150,933,398
32						
33	Overall Pre-Tax Rate Of Return per Last Order	8.65%	8.65%	8.65%	8.65%	8.65%
34						
35	Revenue Requirement on Capital	\$10,351,400	\$2,501,057	\$11,219	\$192,063	\$13,055,739
36	Depreciation Expense	2,762,210	642,231	2,661	67,745	3,474,847
37	Property Taxes	(0)	(0)	(0)	(0)	(0)
38						
39	Total Revenue Requirement	\$13,113,610	\$3,143,288	\$13,880	\$259,808	\$16,530,586
40						
41	Adjustments:					
42	Under collection from WSIRA reconciliation	3,074,461	(70,906)	(10,216)	(108,656)	2,884,682
43	Revenue Cap Adjustment	0	0	0	0	0
44						
45	Total WSIRA Revenue Requirement	\$16,188,070	\$3,072,382	\$3,664	\$151,152	\$19,415,268
46						
47	Allocation of Revenue by Class					
48	Rate A	\$15,530,639	\$2,685,469			\$18,216,108
49	Rate B	237,666	93,393			331,059
50	Rate J	419,765	293,520			713,285
51	Sewer			3,664	151,152	154,816
52						
53	Total WSIRA Revenue Requirement	\$16,188,070	\$3,072,382	\$3,664	\$151,152	\$19,415,268

WSIRA #6
Deferred Taxes

Book/Tax Depreciation Temporary Difference							
	Replacements		Relocations		Total All Property		Total
	2023	2024	2023	2024	2023	2024	
Plant Additions							
STL Water - Other Than Meters	-	120,276,443	-	226,009	-	120,502,452	120,502,452
STL Water - Meters	-	22,227,038	-	104	-	22,227,142	22,227,142
STL Water - Total	-	142,503,481	-	226,113	-	142,729,594	142,729,594
Other Water - Other Than Meters	-	30,333,576	-	488,050	-	30,821,625	30,821,625
Other Water - Meters	-	5,712,749	-	0	-	5,712,749	5,712,749
Other Water - Total	-	36,046,324	-	488,050	-	36,534,374	36,534,374
Arnold WW - Other Than Meters	-	171,479	-	-	-	171,479	171,479
Arnold WW - Meters	-	-	-	-	-	-	-
Arnold WW - Total	-	171,479	-	-	-	171,479	171,479
Other WW - Other Than Meters	-	2,696,268	-	-	-	2,696,268	2,696,268
Other WW - Meters	-	39,853	-	-	-	39,853	39,853
Other WW - Total	-	2,736,121	-	-	-	2,736,121	2,736,121
Net Plant Additions	-	181,457,405	-	714,163	-	182,171,568	182,171,568
Total Tax Items							
Repairs Deduction							
Repairs % - Other Than Meters	62.1%	62.1%	62.1%	62.1%	62.1%	62.1%	
Repairs % - Meters	0.0%	0.0%	0.0%	0.0%	0.0%	0.0%	
Repairs Deduction - STL Water	0	74,727,754	0	140,419	0	74,868,173	74,868,173
Repairs Deduction - Other Water	0	18,846,251	0	303,225	0	19,149,476	19,149,476
Repairs Deduction - Arnold Sewer	0	106,540	0	0	0	106,540	106,540
Repairs Deduction - Other Sewer	0	1,675,191	0	0	0	1,675,191	1,675,191
Total Repairs Deduction	-	95,355,736	-	443,645	-	95,799,380	95,799,380
Regular Depreciation							
Year 1 Depreciation Rate	2.0%	2.0%	2.0%	2.0%			
Months Included	12.0	1.0	12.0	1.0			
Year 2 Depreciation Rate	4.0%	4.0%	1,202.0%	4.0%			
Months Included	1.0		1.0				
Net Plant Additions After Repairs							
Regular Tax Depr - STL Water	-	67,775,727	-	85,694	-	67,861,421	67,861,421
Regular Tax Depr - Other Water	-	17,200,074	-	184,824	-	17,384,898	17,384,898
Regular Tax Depr - Arnold Sewer	-	64,939	-	-	-	64,939	64,939
Regular Tax Depr - Other Sewer	-	1,060,930	-	-	-	1,060,930	1,060,930
Regular Tax Depreciation	-	112,960	-	143	-	113,102	113,102
Regular Tax Depr - STL Water	-	28,667	-	308	-	28,975	28,975
Regular Tax Depr - Other Water	-	108	-	-	-	108	108
Regular Tax Depr - Arnold Sewer	-	1,768	-	-	-	1,768	1,768
Total Regular Depreciation	-	143,503	-	451	-	143,954	143,954
Taxable Income - Contributions							
Contributions - STL Water	-	(178,715)	-	(46,179)	-	(224,894)	(224,894)
Contributions - Other Water	-	67,478	-	-	-	67,478	67,478
Contributions - Arnold Sewer	-	-	-	-	-	-	-
Contributions - Other Sewer	-	-	-	-	-	-	-
Total Contributions	-	(111,237)	-	(46,179)	-	(157,416)	(157,416)
Total Tax Deductions	-	95,388,001	-	397,917	-	95,785,918	95,785,918
Total Book Items							
Net Book Depreciation							
Book Depreciation - STL Water	-	1,506,502	-	2,394	-	1,508,896	1,508,896
Book Amortization - STL Water	-	1,137	-	(396)	-	741	741
Net Book Depreciation - STL Water	-	1,505,365	-	2,790	-	1,508,155	1,508,155
Book Depreciation - Other Water	-	414,290	-	4,332	-	418,622	418,622
Book Amortization - Other Water	-	365	-	(1,995)	-	(1,630)	(1,630)
Net Book Depreciation - Other Water	-	413,925	-	6,327	-	420,252	420,252
Book Depreciation - Arnold Sewer	-	1,048	-	-	-	1,048	1,048
Book Amortization - Arnold Sewer	-	(14)	-	-	-	(14)	(14)
Net Book Depreciation - Arnold Sewer	-	1,061	-	-	-	1,061	1,061
Book Depreciation - Other Sewer	-	43,799	-	-	-	43,799	43,799
Book Amortization - Other Sewer	-	-	-	-	-	-	-
Net Book Depreciation - Other Sewer	-	43,799	-	-	-	43,799	43,799
Total Net Book Depreciation	-	1,964,150	-	9,117	-	1,973,266	1,973,266
Book/Tax Temporary Difference							
STL Water	-	(73,156,633)	-	(91,594)	-	(73,248,227)	(73,248,227)
Other Water	-	(18,528,471)	-	(297,206)	-	(18,825,677)	(18,825,677)
Arnold Sewer	-	(105,587)	-	-	-	(105,587)	(105,587)
Other Sewer	-	(1,633,161)	-	-	-	(1,633,161)	(1,633,161)
Book/Tax Depreciation Temporary Difference	-	(93,423,852)	-	(388,800)	-	(93,812,651)	(93,812,651)
Net Deferred Income Taxes							
Replacements							
	2023	2024	2023	2024	2023	2024	Total
Effective Tax Rate	23.8%	23.8%	23.8%	23.8%	23.8%	23.8%	23.8%
Deferred Tax Liability - STL Water	-	(17,440,635)	-	(21,836)	-	(17,462,471)	(17,462,471)
Deferred Tax Liability - Other Water	-	(4,417,211)	-	(70,854)	-	(4,488,066)	(4,488,066)
Deferred Tax Liability - Arnold Sewer	-	(25,172)	-	-	-	(25,172)	(25,172)
Deferred Tax Liability - Other Sewer	-	(389,348)	-	-	-	(389,348)	(389,348)
Net Deferred Income Taxes	-	(22,272,366)	-	(92,690)	-	(22,365,057)	(22,365,057)

1 **WSIRA Water Tariff Rates**

	STL County Water	Other Water	Total
2			
3			
4	16,188,070	3,072,382	19,260,452
5	310,648,324	107,611,544	418,259,868
6	5.2111%	2.8551%	4.6049%

	WSIRA Revenue Requirement - Water		
	STL County Water	Other Water	Total
7			
8			
9			
10	\$15,530,639	\$2,685,469	\$18,216,108
11	237,666	93,393	331,059
12	419,765	293,520	713,285
13	\$16,188,070	\$3,072,382	\$19,260,452

	Customer Usage (000g) - Water ⁺		
	STL County Water	Other Water	Total
14			
15			
16			
17	31,771,914	8,964,577	40,736,491
18	1,579,721	1,214,373	2,794,094
19	3,959,678	2,971,865	6,931,543
20	37,311,313	13,150,816	50,462,129

21
 22 Per billing determinants in Case WR-2022-0303

	Current WSIRA Rate		Adjustment to Current Rate		Proposed Rate	
	STL County Water	Other Water	STL County Water	Other Water	STL County Water	Other Water
23						
24						
25						
26						
27	\$1.20861	\$0.68534	\$0.48882	\$0.29956	\$1.69743	\$0.98490
28	\$0.37199	\$0.17594	\$0.15045	\$0.07691	\$0.52244	\$0.25285
29	\$0.26211	\$0.22596	\$0.10601	\$0.09877	\$0.36812	\$0.32473

	Current WSIRA Rate		Adjustment to Current Rate		Proposed Rate	
	STL County Water	Other Water	STL County Water	Other Water	STL County Water	Other Water
30						
31						
32						
33						
34	\$0.12086	\$0.06853	\$0.04888	\$0.02996	\$0.16974	\$0.09849
35	\$0.03720	\$0.01759	\$0.01504	\$0.00769	\$0.05224	\$0.02528
36	\$0.02621	\$0.02260	\$0.01060	\$0.00988	\$0.03681	\$0.03247

37
 38
 39 **WSIRA Sewer Tariff Rates** 0

	Arnold Sewer	Other Sewer	Total
40			
41			
42	3,664	151,152	154,816
43	6,640,662	12,599,470	19,240,132
44	0.0552%	1.1997%	0.8047%

	Current WSIRA Rate		Adjustment to Current Rate		Proposed Rate	
	Arnold Sewer	Other Sewer	Arnold Sewer	Other Sewer	Arnold Sewer	Other Sewer
45						
46						
47						
48						
49	0.2902%	3.3507%	0.0552%	1.1997%	0.3453%	4.5503%

1	Property Tax Estimate	2023	2024	2024	
2		Actuals	Actuals	Estimates	Total
3					
4	Plant Additions				
5	WO-2023-0427	278,630,224			278,630,224
6	WO-2024-0195	53,643,605	132,860,120		186,503,725
7	WR-2025-0009		98,671,568	83,500,000	182,171,568
8					
9	Total Investment	332,273,829	231,531,688	83,500,000	647,305,517
10					
11	Accumulated Reserve				
12	WO-2023-0427	3,154,460			3,154,460
13	WO-2024-0195	134,209	1,118,475		1,252,684
14	WR-2025-0009		1,316,498	655,866	1,972,364
15	Total Reserve	3,288,669	2,434,973	655,866	6,379,508
16					
17	Net Book Value for Property Tax	328,985,160	229,096,715	82,844,134	640,926,009
18					
19	Tax Rate	1.23%	1.23%	1.23%	
20					
21	Tax on WSIRA Investments	4,044,249	2,816,310	1,018,412	7,878,970
22					
23	Due within 12 months from filing?	Yes	No	No	
24					
25	Property Tax Expense to Include in WSIRA (Due within 12 Months)				4,044,249
26					
27	Property Tax Allowed in Prior WSIRA				4,044,249
28					
29	Net Incremental Property Tax Included in This WSIRA				(0)

	<u>Base Revenues - WR-2022-0303</u>				
	STL County Water	Other Water	Arnold Sewer	Other Sewer	Total
Rate A Customers	\$286,918,414	\$89,815,424			\$376,733,837
Rate B Customers	4,390,728	3,123,526			7,514,254
Rate J Customers	7,754,887	9,816,774			17,571,662
Sewer			6,637,499	12,595,583	19,233,082
Total	\$299,064,029	\$102,755,724	\$6,637,499	\$12,595,583	\$421,052,835

	<u>Share of Base Revenues - WR-2022-0303</u>				
	STL County Water	Other Water	Arnold Sewer	Other Sewer	Total
Rate A Customers	95.939%	87.407%			89.474%
Rate B Customers	1.468%	3.040%			1.785%
Rate J Customers	2.593%	9.554%			4.173%
Sewer			100.000%	100.000%	4.568%
Total	100.0%	100.0%	100.0%	100.0%	100.00%

	<u>Allocation of WSIRA Cost of Service</u>				
	STL County Water	Other Water	Arnold Sewer	Other Sewer	Total
Rate A Customers	\$15,530,639	\$2,685,469			\$18,216,108
Rate B Customers	237,666	93,393			331,059
Rate J Customers	419,765	293,520			713,285
Sewer			3,664	151,152	154,816
Total	\$16,188,070	\$3,072,382	\$3,664	\$151,152	\$19,415,268

	<u>Percentage Increase</u>				
	STL County Water	Other Water	Arnold Sewer	Other Sewer	Total
Rate A Customers	5.4%	3.0%			4.8%
Rate B Customers	5.4%	3.0%			4.4%
Rate J Customers	5.4%	3.0%			4.1%
Sewer			0.1%	1.2%	0.8%
Total	5.4%	3.0%	0.1%	1.2%	4.6%

	STL County Water	Other Water	Arnold Sewer	Other Sewer	Total
1 Replacements					
2 Reimbursements	\$205,757	(\$1,366,406)	(\$10,397)	\$0	(\$1,171,046)
3					
4 Accumulated Amortization	(1,137)	(365)	14	0	(1,488)
5					
6 Net CIAC	\$204,619	(\$1,366,772)	(\$10,383)	\$0	(\$1,172,535)
7					
8					
	STL County Water	Other Water	Arnold Sewer	Other Sewer	Total
9 Relocations					
10 Reimbursements	\$14,789	(\$246,069)	\$0	\$0	(\$231,280)
11					
12 Accumulated Amortization	396	1,995	0	0	2,391
13					
14 Net CIAC	\$15,185	(\$244,074)	\$0	\$0	(\$228,888)
15					

	STL County Water	Other Water	Arnold Sewer	Other Sewer	Total	
1						
2	Base Depreciation Expense	\$2,888,396	\$737,080	\$2,504	\$71,965	\$3,699,945
3						
4	Reimbursements' Amortization	(522)	22,927	157	0	22,562
5						
6	Depreciation Expense on Retirements	(125,664)	(117,775)	0	(4,220)	(247,660)
7						
8	Net Depreciation Expense	\$2,762,210	\$642,231	\$2,661	\$67,745	\$3,474,847

Missouri American Water Company
 WSIRA 6 (May 2024 to July 2024) Eligible Projects
 Replacements / Relocations

In Service	Date	Work Order	Tariff Group	Asset Type	Account	Profit Center	Work Order Description	Investment	Accum Dep	Dep Rate	Dep Exp
	05/01/24	R17-0282.22-P-0312	STL County Water	Hydrants	Replacement	1702	MOSL_MARSHALLRULE_AVE_8" PVC_2020'_OBSL	(950)	(13)	1.85%	(18)
	05/01/24	R17-0282.22-P-0312	STL County Water	Main	Replacement	1702	MOSL_MARSHALLRULE_AVE_8" PVC_2020'_OBSL	(3,447)	(36)	1.39%	(48)
	05/01/24	R17-0282.22-P-0312	STL County Water	Meters	Replacement	1702	MOSL_MARSHALLRULE_AVE_8" PVC_2020'_OBSL	(616)	(11)	2.40%	(15)
	05/01/24	R17-0282.22-P-0312	STL County Water	Services	Replacement	1702	MOSL_MARSHALLRULE_AVE_8" PVC_2020'_OBSL	(1,409)	(31)	2.92%	(41)
	05/01/24	R17-0282.21-P-0285	STL County Water	Hydrants	Replacement	1702	MOSL_WOODCREST_DR_8" PVC_2025'_OBSL	(2,404)	(33)	1.85%	(44)
	05/01/24	R17-0282.21-P-0285	STL County Water	Main	Replacement	1702	MOSL_WOODCREST_DR_8" PVC_2025'_OBSL	(6,973)	(73)	1.39%	(97)
	05/01/24	R17-0282.21-P-0285	STL County Water	Meters	Replacement	1702	MOSL_WOODCREST_DR_8" PVC_2025'_OBSL	(1,202)	(22)	2.40%	(29)
	05/01/24	R17-0282.21-P-0285	STL County Water	Services	Replacement	1702	MOSL_WOODCREST_DR_8" PVC_2025'_OBSL	(1,202)	(26)	2.92%	(35)
	05/01/24	R17-0282.21-P-0347	STL County Water	Hydrants	Replacement	1702	MOSL_DONCASTER_DR_8" PVC_490'_OBSL	2,051	28	1.85%	38
	05/01/24	R17-0282.21-P-0347	STL County Water	Main	Replacement	1702	MOSL_DONCASTER_DR_8" PVC_490'_OBSL	47,182	492	1.39%	656
	05/01/24	R17-0282.21-P-0347	STL County Water	Meters	Replacement	1702	MOSL_DONCASTER_DR_8" PVC_490'_OBSL	513	9	2.40%	12
	05/01/24	R17-0282.21-P-0347	STL County Water	Services	Replacement	1702	MOSL_DONCASTER_DR_8" PVC_490'_OBSL	513	11	2.92%	15
	05/01/24	R17-12G1.21-P-0001	Other MO Water	Services	Replacement	1712	DUMMY	3,736	82	2.92%	109
	05/01/24	R17-02C1.23-P-0035	STL County Water	Main	Replacement	1702	MAIN/VALVE JUNE 26 THRU JULY 2 2023	(4,040)	(42)	1.38%	(56)
	05/01/24	R17-02C1.23-P-0037	STL County Water	Main	Replacement	1702	MAIN/VALVE JULY 3 THRU JULY 9 2023	(744)	(7)	1.39%	(10)
	05/01/24	R17-0282.20-P-0203	STL County Water	Main	Replacement	1702	MOSL_AIRPORT_RD_PH1_16" TRFLX_1180'_OBSL	(4,272)	(45)	1.39%	(59)
	05/01/24	R17-0282.20-P-0203	STL County Water	Meters	Replacement	1702	MOSL_AIRPORT_RD_PH1_16" TRFLX_1180'_OBSL	(91)	(2)	2.40%	(2)
	05/01/24	R17-0282.20-P-0203	STL County Water	Services	Replacement	1702	MOSL_AIRPORT_RD_PH1_16" TRFLX_1180'_OBSL	(91)	(2)	2.92%	(3)
	05/01/24	R17-0282.21-P-0351	STL County Water	Hydrants	Replacement	1702	MOSL_FERGUSON_AVE_8" PVC_1640'_OBSL	(1,008)	(14)	1.85%	(19)
	05/01/24	R17-0282.21-P-0351	STL County Water	Main	Replacement	1702	MOSL_FERGUSON_AVE_8" PVC_1640'_OBSL	(22,932)	(239)	1.39%	(319)
	05/01/24	R17-0282.21-P-0351	STL County Water	Meters	Replacement	1702	MOSL_FERGUSON_AVE_8" PVC_1640'_OBSL	(504)	(9)	2.40%	(12)
	05/01/24	R17-0282.21-P-0351	STL County Water	Services	Replacement	1702	MOSL_FERGUSON_AVE_8" PVC_1640'_OBSL	(252)	(6)	2.92%	(7)
	05/01/24	R17-0282.20-P-0209	STL County Water	Hydrants	Replacement	1702	MOSL_AIRPORT_RD_PH7_16" TRFLX_800'_OBSL	(6)	(0)	1.85%	(0)
	05/01/24	R17-0282.20-P-0209	STL County Water	Main	Replacement	1702	MOSL_AIRPORT_RD_PH7_16" TRFLX_800'_OBSL	(164)	(2)	1.39%	(2)
	05/01/24	R17-0282.20-P-0209	STL County Water	Meters	Replacement	1702	MOSL_AIRPORT_RD_PH7_16" TRFLX_800'_OBSL	(8)	(0)	2.36%	(0)
	05/01/24	R17-0282.20-P-0209	STL County Water	Services	Replacement	1702	MOSL_AIRPORT_RD_PH7_16" TRFLX_800'_OBSL	(10)	(0)	2.93%	(0)
	05/01/24	R17-0282.20-P-0204	STL County Water	Main	Replacement	1702	MOSL_AIRPORT_RD_PH2_16" TRFLX_1340'_OBSL	(3,876)	(40)	1.39%	(54)
	05/01/24	R17-0282.20-P-0204	STL County Water	Meters	Replacement	1702	MOSL_AIRPORT_RD_PH2_16" TRFLX_1340'_OBSL	119	2	2.39%	3
	05/01/24	R17-0282.20-P-0204	STL County Water	Services	Replacement	1702	MOSL_AIRPORT_RD_PH2_16" TRFLX_1340'_OBSL	119	3	2.92%	4
	05/01/24	R17-0282.20-P-0208	STL County Water	Hydrants	Replacement	1702	MOSL_AIRPORT_RD_PH6_16" TRFLX_1315'_OBSL	(229)	(3)	1.85%	(4)
	05/01/24	R17-0282.20-P-0208	STL County Water	Main	Replacement	1702	MOSL_AIRPORT_RD_PH6_16" TRFLX_1315'_OBSL	(4,950)	(52)	1.39%	(69)
	05/01/24	R17-0282.20-P-0208	STL County Water	Meters	Replacement	1702	MOSL_AIRPORT_RD_PH6_16" TRFLX_1315'_OBSL	104	2	2.40%	3
	05/01/24	R17-0282.20-P-0208	STL County Water	Services	Replacement	1702	MOSL_AIRPORT_RD_PH6_16" TRFLX_1315'_OBSL	156	3	2.92%	5
	05/01/24	R17-0282.23-P-0008	STL County Water	Hydrants	Replacement	1702	MOSL_CRAIG_RD_PH7_12" DI_1315'_OBSL	1,313	18	1.85%	24
	05/01/24	R17-0282.23-P-0008	STL County Water	Main	Replacement	1702	MOSL_CRAIG_RD_PH7_12" DI_1315'_OBSL	41,569	433	1.39%	578
	05/01/24	R17-0282.20-P-0207	STL County Water	Hydrants	Replacement	1702	MOSL_AIRPORT_RD_PH5_16" TRFLX_1225'_OBSL	113	2	1.85%	2
	05/01/24	R17-0282.20-P-0207	STL County Water	Main	Replacement	1702	MOSL_AIRPORT_RD_PH5_16" TRFLX_1225'_OBSL	(6,711)	(70)	1.39%	(93)
	05/01/24	R17-0282.20-P-0207	STL County Water	Meters	Replacement	1702	MOSL_AIRPORT_RD_PH5_16" TRFLX_1225'_OBSL	151	3	2.40%	4
	05/01/24	R17-0282.20-P-0207	STL County Water	Services	Replacement	1702	MOSL_AIRPORT_RD_PH5_16" TRFLX_1225'_OBSL	38	1	2.91%	1
	05/01/24	R17-0282.20-P-0206	STL County Water	Main	Replacement	1702	MOSL_AIRPORT_RD_PH4_16" TRFLX_1530'_OBSL	(12,148)	(127)	1.39%	(169)
	05/01/24	R17-0282.20-P-0206	STL County Water	Meters	Replacement	1702	MOSL_AIRPORT_RD_PH4_16" TRFLX_1530'_OBSL	(591)	(11)	2.40%	(14)
	05/01/24	R17-0282.20-P-0206	STL County Water	Services	Replacement	1702	MOSL_AIRPORT_RD_PH4_16" TRFLX_1530'_OBSL	(131)	(3)	2.92%	(4)
	05/01/24	R17-02C1.23-P-0040	STL County Water	Main	Replacement	1702	MAIN/VALVE JULY 24 THRU JULY 30 2023	0	0	0.00%	0
	05/01/24	R17-02B1.22-P-0144	STL County Water	Hydrants	Replacement	1702	MOSL_New_Florissant_PH2-1200'_24"DI-OBSL	367	5	1.85%	7
	05/01/24	R17-02B1.22-P-0144	STL County Water	Main	Replacement	1702	MOSL_New_Florissant_PH2-1200'_24"DI-OBSL	14,680	153	1.39%	204
	05/01/24	R17-02B1.22-P-0144	STL County Water	Meters	Replacement	1702	MOSL_New_Florissant_PH2-1200'_24"DI-OBSL	2,386	43	2.40%	57
	05/01/24	R17-02B1.22-P-0144	STL County Water	Services	Replacement	1702	MOSL_New_Florissant_PH2-1200'_24"DI-OBSL	5,046	111	2.92%	147
	05/01/24	R17-02C1.23-P-0041	STL County Water	Main	Replacement	1702	MAIN/VALVE JULY 31 THRU AUG 6 2023	0	0	0.00%	0
	05/01/24	R17-0282.22-P-0167	STL County Water	Hydrants	Replacement	1702	MOSL_LINDBERGH_PH1_12" DI_1850'_OBSL	117,122	1,625	1.85%	2,167
	05/01/24	R17-0282.22-P-0167	STL County Water	Main	Replacement	1702	MOSL_LINDBERGH_PH1_12" DI_1850'_OBSL	(117,122)	(1,221)	1.39%	(1,628)
	05/01/24	R17-02C1.23-P-0043	STL County Water	Main	Replacement	1702	MAIN/VALVE AUG 14 THRU AUG 20 2023	19,929	208	1.39%	277
	05/01/24	R17-02C1.23-P-0042	STL County Water	Main	Replacement	1702	MAIN/VALVE AUG 7 THRU AUG 13 2023	72	1	1.45%	1
	05/01/24	R17-0282.22-P-0329	STL County Water	Main	Replacement	1702	MOSL_CEDARWOOD_AVE_8" PVC_425'_OBSL	22,280	232	1.39%	310
	05/01/24	R17-0282.19-P-0301	STL County Water	Hydrants	Replacement	1702	MOSL_Atalanta_Ave_8"PVC_OBSL	641	9	1.85%	12
	05/01/24	R17-0282.19-P-0301	STL County Water	Main	Replacement	1702	MOSL_Atalanta_Ave_8"PVC_OBSL	24,387	254	1.39%	339
	05/01/24	R17-0282.19-P-0301	STL County Water	Meters	Replacement	1702	MOSL_Atalanta_Ave_8"PVC_OBSL	583	10	2.40%	14
	05/01/24	R17-0282.19-P-0301	STL County Water	Services	Replacement	1702	MOSL_Atalanta_Ave_8"PVC_OBSL	2,943	64	2.92%	86
	05/01/24	R17-0282.23-P-0006	STL County Water	Hydrants	Replacement	1702	MOSL_CRAIG_RD_PH5_12" DI_1620'_OBSL	305	4	1.85%	6
	05/01/24	R17-0282.23-P-0006	STL County Water	Main	Replacement	1702	MOSL_CRAIG_RD_PH5_12" DI_1620'_OBSL	9,656	101	1.39%	134
	05/01/24	R17-0282.23-P-0007	STL County Water	Hydrants	Replacement	1702	MOSL_CRAIG_RD_PH6_12" DI_1710'_OBSL	196	3	1.85%	4
	05/01/24	R17-0282.23-P-0007	STL County Water	Main	Replacement	1702	MOSL_CRAIG_RD_PH6_12" DI_1710'_OBSL	6,210	65	1.39%	86
	05/01/24	R17-0281.22-P-0143	STL County Water	Hydrants	Replacement	1702	MOSL_New_Florissant_PH1-850'_24"DI-OBSL	87	1	1.85%	2
	05/01/24	R17-0281.22-P-0143	STL County Water	Main	Replacement	1702	MOSL_New_Florissant_PH1-850'_24"DI-OBSL	15,457	161	1.39%	215
	05/01/24	R17-0281.22-P-0143	STL County Water	Meters	Replacement	1702	MOSL_New_Florissant_PH1-850'_24"DI-OBSL	71	1	2.39%	2
	05/01/24	R17-0281.22-P-0143	STL County Water	Services	Replacement	1702	MOSL_New_Florissant_PH1-850'_24"DI-OBSL	1,822	40	2.92%	53
	05/01/24	R17-11B1.23-P-0005	Other MO Water	Hydrants	Replacement	1711	MOJP 34th Street Replacement 600'. Repla	(1,300)	(18)	1.85%	(24)
	05/01/24	R17-11B1.23-P-0005	Other MO Water	Main	Replacement	1711	MOJP 34th Street Replacement 600'. Repla	(5,416)	(56)	1.39%	(75)
	05/01/24	R17-11B1.23-P-0005	Other MO Water	Services	Replacement	1711	MOJP 34th Street Replacement 600'. Repla	(2,675)	(59)	2.92%	(78)
	05/01/24	R17-68J1.23-P-0001	Other MO Water	Meters	Replacement	1702	MOSW-Meters -Replaced Blanket	0	0	0.00%	0
	05/01/24	R17-0282.19-P-0373	STL County Water	Hydrants	Replacement	1702	MOSL_TUXEDO_BLDV_P2_8" PVC_1282'_OBSL	1,149	16	1.85%	21
	05/01/24	R17-0282.19-P-0373	STL County Water	Main	Replacement	1702	MOSL_TUXEDO_BLDV_P2_8" PVC_1282'_OBSL	34,863	363	1.39%	485
	05/01/24	R17-0282.19-P-0373	STL County Water	Meters	Replacement	1702	MOSL_TUXEDO_BLDV_P2_8" PVC_1282'_OBSL	766	14	2.40%	18
	05/01/24	R17-0282.19-P-0373	STL County Water	Services	Replacement	1702	MOSL_TUXEDO_BLDV_P2_8" PVC_1282'_OBSL	766	17	2.92%	22
	05/01/24	R17-0282.22-P-0031	STL County Water	Hydrants	Replacement	1702	MOSL_CRETE_DR_8" PVC_680'_OBSL	0	0	0.00%	0
	05/01/24	R17-0282.22-P-0031	STL County Water	Main	Replacement	1702	MOSL_CRETE_DR_8" PVC_680'_OBSL	0	0	0.00%	0
	05/01/24	R17-0282.20-P-0205	STL County Water	Hydrants	Replacement	1702	MOSL_AIRPORT_RD_PH3_16" TRFLX_1650'_OBSL	(609)	(8)	1.85%	(11)
	05/01/24	R17-0282.20-P-0205	STL County Water	Main	Replacement	1702	MOSL_AIRPORT_RD_PH3_16" TRFLX_1650'_OBSL	(14,302)	(149)	1.39%	(199)
	05/01/24	R17-0282.23-P-0005	STL County Water	Main	Replacement	1702	MOSL_CRAIG_RD_PH4_12" DI_1360'_OBSL	10,519	110	1.39%	146
	05/01/24	R17-0282.22-P-0327	STL County Water	Main	Replacement	1702	MOSL_OAKWOOD_AVE_8" PVC_470'_OBSL	17,181	179	1.39%	239
	05/01/24	R17-0282.22-P-0328	STL County Water	Main	Replacement	1702	MOSL_BEACHWOOD_AVE_8" PVC_790'_OBSL	25,296	264	1.39%	352
	05/01/24	R17-0282.21-P-0352	STL County Water	Main	Replacement	1702	MOSL_N_MARKET_ST_8" PVC_255'_OBSL	0	0	0.00%	0
	05/01/24	R17-0282.21-P-0352	STL County Water	Meters	Replacement	1702	MOSL_N_MARKET_ST_8" PVC_255'_OBSL	0	0	0.00%	0
	05/01/24	R17-0282.21-P-0352	STL County Water	Services	Replacement	1702	MOSL_N_MARKET_ST_8" PVC_255'_OBSL	0	0	0.00%	0
	05/01/24	R17-02C1.23-P-0050	STL County Water	Main	Replacement	1702	MAIN/VALVE SEPT 11 THRU SEPT 17 2023	5,659	59	1.39%	79
	05/01/24	R17-02C1.23-P-0045	STL County Water</								

Missouri American Water Company
 WSIRA 6 (May 2024 to July 2024) Eligible Projects
 Replacements / Relocations

In Service	Date	Work Order	Tariff Group	Asset Type	Account	Profit Center	Work Order Description	Investment	Accum Dep	Dep Rate	Dep Exp
	05/01/24	R17-0282.22-P-0316	STL County Water	Services	Replacement	1702	MOSL_CRETE_DR_PH2_8" PVC_610'_OBSL	0	0	0.00%	0
	05/01/24	R17-0282.22-P-0030	STL County Water	Hydrants	Replacement	1702	MOSL_BOSWORTH_DR_8" PVC_1620'_OBSL	0	0	0.00%	0
	05/01/24	R17-0282.22-P-0030	STL County Water	Main	Replacement	1702	MOSL_BOSWORTH_DR_8" PVC_1620'_OBSL	0	0	0.00%	0
	05/01/24	R17-0282.22-P-0030	STL County Water	Meters	Replacement	1702	MOSL_BOSWORTH_DR_8" PVC_1620'_OBSL	0	0	0.00%	0
	05/01/24	R17-0282.22-P-0030	STL County Water	Services	Replacement	1702	MOSL_BOSWORTH_DR_8" PVC_1620'_OBSL	0	0	0.00%	0
	05/01/24	R17-0282.19-P-0372	STL County Water	Hydrants	Replacement	1702	MOSL_TUXEDO_BLDV_P1_8" PVC_1618'_OBSL	650	9	1.85%	12
	05/01/24	R17-0282.19-P-0372	STL County Water	Main	Replacement	1702	MOSL_TUXEDO_BLDV_P1_8" PVC_1618'_OBSL	27,369	285	1.39%	380
	05/01/24	R17-0282.19-P-0372	STL County Water	Meters	Replacement	1702	MOSL_TUXEDO_BLDV_P1_8" PVC_1618'_OBSL	616	11	2.40%	15
	05/01/24	R17-0282.19-P-0372	STL County Water	Services	Replacement	1702	MOSL_TUXEDO_BLDV_P1_8" PVC_1618'_OBSL	1,540	34	2.92%	45
	05/01/24	R17-02C1.23-P-0053	STL County Water	Main	Replacement	1702	MAIN/VALVE OCT 2 THRU OCT 8 2023	(940)	(10)	1.39%	(13)
	05/01/24	R17-0282.21-P-0332	STL County Water	Hydrants	Replacement	1702	MOSL ESTRIDGE_RD_8" PVC_1005'_OBSL	(465)	(6)	1.85%	(9)
	05/01/24	R17-0282.21-P-0332	STL County Water	Main	Replacement	1702	MOSL ESTRIDGE_RD_8" PVC_1005'_OBSL	(8,466)	(88)	1.39%	(118)
	05/01/24	R17-0282.21-P-0411	STL County Water	Hydrants	Replacement	1702	MOSL_VINE_AVE_8" PVC_820'_OBSL	438	6	1.85%	8
	05/01/24	R17-0282.21-P-0411	STL County Water	Main	Replacement	1702	MOSL_VINE_AVE_8" PVC_820'_OBSL	11,465	120	1.39%	159
	05/01/24	R17-02C1.23-P-0051	STL County Water	Main	Replacement	1702	MAIN/VALVE SEPT 18 THRU SEPT 24 2023	7,316	76	1.39%	102
	05/01/24	R17-0281.22-P-0145	STL County Water	Hydrants	Replacement	1702	MOSL_New_Florissant_PH3-1450'_24"DI-OBSL	590	8	1.85%	11
	05/01/24	R17-0281.22-P-0145	STL County Water	Main	Replacement	1702	MOSL_New_Florissant_PH3-1450'_24"DI-OBSL	33,274	347	1.39%	463
	05/01/24	R17-0281.22-P-0145	STL County Water	Meters	Replacement	1702	MOSL_New_Florissant_PH3-1450'_24"DI-OBSL	1,269	23	2.40%	30
	05/01/24	R17-0281.22-P-0145	STL County Water	Services	Replacement	1702	MOSL_New_Florissant_PH3-1450'_24"DI-OBSL	12,687	278	2.92%	370
	05/01/24	R17-02C1.23-P-0054	STL County Water	Main	Replacement	1702	MAIN/VALVE OCT 9 THRU OCT 15 2023	(3,780)	(39)	1.39%	(53)
	05/01/24	R17-0282.21-P-0366	STL County Water	Hydrants	Replacement	1702	MOSL_HALLS_FERRY_RD_P2_8" PVC_2200'_OBSL	0	0	0.00%	0
	05/01/24	R17-0282.21-P-0366	STL County Water	Main	Replacement	1702	MOSL_HALLS_FERRY_RD_P2_8" PVC_2200'_OBSL	(0)	0	0.00%	0
	05/01/24	R17-0282.21-P-0331	STL County Water	Hydrants	Replacement	1702	MOSL_CAMERON_RD_8" PVC_1780'_OBSL	7,497	104	1.85%	139
	05/01/24	R17-0282.21-P-0331	STL County Water	Main	Replacement	1702	MOSL_CAMERON_RD_8" PVC_1780'_OBSL	95,979	1,001	1.39%	1,334
	05/01/24	R17-0282.21-P-0338	STL County Water	Main	Replacement	1702	MOSL_DONALD_ST_8" PVC_970'_OBSL	0	0	0.00%	0
	05/01/24	R17-02C1.23-P-0052	STL County Water	Main	Replacement	1702	MAIN/VALVE SEPT 25 THRU OCT 1 2023	8,117	84	1.39%	113
	05/01/24	R17-0282.21-P-0333	STL County Water	Hydrants	Replacement	1702	MOSL_ROSS_CIR_8" PVC_805'_OBSL	(800)	(11)	1.85%	(15)
	05/01/24	R17-0282.21-P-0333	STL County Water	Main	Replacement	1702	MOSL_ROSS_CIR_8" PVC_805'_OBSL	(10,521)	(110)	1.39%	(146)
	05/01/24	R17-0282.21-P-0333	STL County Water	Meters	Replacement	1702	MOSL_ROSS_CIR_8" PVC_805'_OBSL	1,712	31	2.40%	41
	05/01/24	R17-0282.21-P-0333	STL County Water	Services	Replacement	1702	MOSL_ROSS_CIR_8" PVC_805'_OBSL	856	19	2.92%	25
	05/01/24	R17-0282.21-P-0337	STL County Water	Hydrants	Replacement	1702	MOSL_MINOMA_LN_8" PVC_310'_OBSL	0	0	0.00%	0
	05/01/24	R17-0282.21-P-0337	STL County Water	Main	Replacement	1702	MOSL_MINOMA_LN_8" PVC_310'_OBSL	0	0	0.00%	0
	05/01/24	R17-0282.21-P-0335	STL County Water	Hydrants	Replacement	1702	MOSL_TORNGATE_PL_8" PVC_150'_OBSL	(51)	(1)	1.83%	(1)
	05/01/24	R17-0282.21-P-0335	STL County Water	Main	Replacement	1702	MOSL_TORNGATE_PL_8" PVC_150'_OBSL	(2,437)	(25)	1.39%	(34)
	05/01/24	R17-0282.21-P-0334	STL County Water	Hydrants	Replacement	1702	MOSL_DUDLEY_DR_8" PVC_585'_OBSL	(363)	(5)	1.85%	(7)
	05/01/24	R17-0282.21-P-0334	STL County Water	Main	Replacement	1702	MOSL_DUDLEY_DR_8" PVC_585'_OBSL	(5,470)	(57)	1.39%	(76)
	05/01/24	R17-0282.21-P-0425	STL County Water	Main	Replacement	1702	MOSL_WOODHILL_DR_8" PVC_620'_OBSL	(12,839)	(134)	1.39%	(178)
	05/01/24	R17-0281.22-P-0114	STL County Water	Main	Replacement	1702	MOSL_QUINWOOD_AVE_8" PVC_1000'_OBSL	(4,624)	(48)	1.39%	(64)
	05/01/24	R17-0281.22-P-0120	STL County Water	Hydrants	Replacement	1702	MOSL_GARDEN_AVE_8" PVC_500'_OBSL	11	0	1.83%	0
	05/01/24	R17-0281.22-P-0120	STL County Water	Main	Replacement	1702	MOSL_GARDEN_AVE_8" PVC_500'_OBSL	347	4	1.39%	5
	05/01/24	R17-0281.22-P-0112	STL County Water	Main	Replacement	1702	MOSL_MAPLE_AVE_16" PVC_420'_OBSL	1,830	19	1.39%	25
	05/01/24	R17-0282.21-P-0409	STL County Water	Hydrants	Replacement	1702	MOSL_MATHILDA_AVE_PH1_8" PVC_1450'_OBSL	161	2	1.85%	3
	05/01/24	R17-0282.21-P-0409	STL County Water	Main	Replacement	1702	MOSL_MATHILDA_AVE_PH1_8" PVC_1450'_OBSL	3,703	39	1.39%	51
	05/01/24	R17-0282.21-P-0336	STL County Water	Hydrants	Replacement	1702	MOSL_AMMANN_LN_8" PVC_510'_OBSL	0	0	0.00%	0
	05/01/24	R17-0282.21-P-0336	STL County Water	Main	Replacement	1702	MOSL_AMMANN_LN_8" PVC_510'_OBSL	0	0	0.00%	0
	05/01/24	R17-0282.21-P-0340	STL County Water	Hydrants	Replacement	1702	MOSL_CHARLIEDOOLEY/MAT_8" PVC_1420'_OBSL	0	0	0.00%	0
	05/01/24	R17-0282.21-P-0340	STL County Water	Main	Replacement	1702	MOSL_CHARLIEDOOLEY/MAT_8" PVC_1420'_OBSL	0	0	0.00%	0
	05/01/24	R17-0282.21-P-0350	STL County Water	Hydrants	Replacement	1702	MOSL_SATERNO_ST_8" PVC_1570'_OBSL	(468)	(6)	1.85%	(9)
	05/01/24	R17-0282.21-P-0350	STL County Water	Main	Replacement	1702	MOSL_SATERNO_ST_8" PVC_1570'_OBSL	(14,352)	(150)	1.39%	(199)
	05/01/24	R17-0282.21-P-0350	STL County Water	Meters	Replacement	1702	MOSL_SATERNO_ST_8" PVC_1570'_OBSL	(312)	(6)	2.40%	(8)
	05/01/24	R17-0282.21-P-0350	STL County Water	Services	Replacement	1702	MOSL_SATERNO_ST_8" PVC_1570'_OBSL	(156)	(3)	2.92%	(5)
	05/01/24	R17-0111.23-P-0001	STL County Water	SCADA	Replacement	1702	SL SCADA Workstation REPL	10,881	470	5.76%	627
	05/01/24	R17-0282.23-P-0003	STL County Water	Hydrants	Replacement	1702	MOSL_CRAIG_RD_PH2_12" DI_1440'_OBSL	378	5	1.85%	7
	05/01/24	R17-0282.23-P-0003	STL County Water	Main	Replacement	1702	MOSL_CRAIG_RD_PH2_12" DI_1440'_OBSL	11,968	125	1.39%	166
	05/01/24	R17-0282.23-P-0002	STL County Water	Hydrants	Replacement	1702	MOSL_CRAIG_RD_PH1_12" DI_1685'_OBSL	489	7	1.85%	9
	05/01/24	R17-0282.23-P-0002	STL County Water	Main	Replacement	1702	MOSL_CRAIG_RD_PH1_12" DI_1685'_OBSL	15,487	161	1.39%	215
	05/01/24	R17-0282.21-P-0414	STL County Water	Hydrants	Replacement	1702	MOSL_PILOT_CT_8" PVC_340'_OBSL	165	2	1.85%	3
	05/01/24	R17-0282.21-P-0414	STL County Water	Main	Replacement	1702	MOSL_PILOT_CT_8" PVC_340'_OBSL	1,491	16	1.39%	21
	05/01/24	R17-0111.23-P-0002	STL County Water	SCADA	Replacement	1702	SL SCADA Server REPL	4,854	210	5.76%	280
	05/01/24	R17-0281.22-P-0121	STL County Water	Hydrants	Replacement	1702	MOSL_SANDAU_AVE_8" PVC_535'_OBSL	(75)	(1)	1.86%	(1)
	05/01/24	R17-0281.22-P-0121	STL County Water	Main	Replacement	1702	MOSL_SANDAU_AVE_8" PVC_535'_OBSL	(2,389)	(25)	1.39%	(33)
	05/01/24	R17-0282.21-P-0365	STL County Water	Hydrants	Replacement	1702	MOSL_HALLS_FERRY_RD_P1_8" PVC_1800'_OBSL	0	0	0.00%	0
	05/01/24	R17-0282.21-P-0365	STL County Water	Main	Replacement	1702	MOSL_HALLS_FERRY_RD_P1_8" PVC_1800'_OBSL	0	0	0.00%	0
	05/01/24	R17-0282.21-P-0424	STL County Water	Hydrants	Replacement	1702	MOSL_FAIRWICK_DR_8" PVC_600'_OBSL	610	8	1.85%	11
	05/01/24	R17-0282.21-P-0424	STL County Water	Main	Replacement	1702	MOSL_FAIRWICK_DR_8" PVC_600'_OBSL	3,660	38	1.39%	51
	05/01/24	R17-0282.21-P-0339	STL County Water	Hydrants	Replacement	1702	MOSL_OAKRIDGE_AVE_8" PVC_930'_OBSL	0	0	0.00%	0
	05/01/24	R17-0282.21-P-0339	STL County Water	Main	Replacement	1702	MOSL_OAKRIDGE_AVE_8" PVC_930'_OBSL	0	0	0.00%	0
	05/01/24	R17-0281.23-P-0048	STL County Water	Main	Replacement	1702	MOSL-VALLEY_SCHOOL_DR_12" DI_450'_OBSL	112	1	1.39%	2
	05/01/24	R17-0282.21-P-0422	STL County Water	Hydrants	Replacement	1702	MOSL_IVYGATE_DR_8" PVC_2000'_OBSL	268	4	1.85%	5
	05/01/24	R17-0282.21-P-0422	STL County Water	Main	Replacement	1702	MOSL_IVYGATE_DR_8" PVC_2000'_OBSL	1,752	18	1.39%	24
	05/01/24	R17-0281.22-P-0115	STL County Water	Main	Replacement	1702	MOSL_CRESCENT_AVE_8" PVC_220'_OBSL	568	6	1.39%	8
	05/01/24	R17-0281.22-P-0111	STL County Water	Main	Replacement	1702	MOSL_LOOKOUT_AVE_12" PVC_450'_OBSL	22,452	234	1.39%	312
	05/01/24	R17-0281.22-P-0113	STL County Water	Main	Replacement	1702	MOSL_MERAMEC_STATION_6" PVC_150'_OBSL	(69,317)	(723)	1.39%	(964)
	05/01/24	R17-0282.21-P-0413	STL County Water	Main	Replacement	1702	MOSL_LANGLEY_AVE_8" PVC_670'_OBSL	552	6	1.39%	8
	05/01/24	R17-02F2.21-P-0007	STL County Water	Hydrants	Replacement	1702	MOSL-Buttonwood_Ct-FH_REL	0	(0)	0.00%	0
	05/01/24	R17-02F2.21-P-0008	STL County Water	Hydrants	Replacement	1702	MOSL-Soundview_Ct-FH_REL	0	(0)	0.00%	0
	05/01/24	R17-02F2.21-P-0009	STL County Water	Hydrants	Replacement	1702	MOSL-Clovermere_Ct-FH_REL	0	(0)	0.00%	0
	05/01/24	R17-02C1.23-P-0058	STL County Water	Main	Replacement	1702	MAIN/VALVE NOV 6 THRU NOV 12 2023	201	2	1.07%	2
	05/01/24	R17-1181.22-P-0006	Other MO Water	Hydrants	Replacement	1711	MOJP-Murphy 24" Replacement	84	1	1.85%	2
	05/01/24	R17-1181.22-P-0006	Other MO Water	Main	Replacement	1711	MOJP-Murphy 24" Replacement	1,747	18	1.39%	24
	05/01/24	R17-1181.22-P-0006	Other MO Water	Services	Replacement	1711	MOJP-Murphy 24" Replacement	155	3	2.92%	5
	05/01/24	R17-02C1.23-P-0056	STL County Water	Main	Replacement	1702	MAIN/VALVE OCT 23 THRU OCT 29 2023	73	1	1.68%	1
	05/01/24	R17-02C1.23-P-0055	STL County Water	Main	Replacement	1702	MAIN/VALVE OCT 16 THRU OCT 22 2023	(132)	(1)	1.46%	(2)
	05/01/24	R17-0282.20-P-0176	STL County Water	Hydrants	Replacement	1702	MOSL_COTTONWOOD_DR_8" PVC_1050'_OBSL	0	0	0.00%	0
	05/01/24	R17-0282.20-P-0176	STL County Water	Main	Replacement	1702	MOSL_COTTONWOOD_DR_8" PVC_1050'_OBSL	0	0	0.00%	0
	05/01/24	R17-02C1.23-P-0057	STL County Water	Main	Replacement	1702	MAIN/VALVE OCT 30 THRU NOV 5 2023	60,000	625	1.39%	834
	05/01/24	R17-0282.23-P-0032	STL County Water	Hydrants	Replacement	1702	MOSL_HURSTGREEN_RD_8" PVC_1190'_OBSL	438	6	1.85%	8
	05/01/24	R17-0282.23-P-0032	STL County Water	Main	Replacement	1702	MOSL_HURSTGREEN_RD_8" PVC_1190'_OBSL	13,885	145	1.39%	193
	05/01/24	R17-0282.20-P-0177	STL County Water	Hydrants	Replacement	1702	MOSL_SUNDOWN_DR_8" PVC_910'_OBSL	10,674	148	1.85%	197
	05/01/24	R17-0282.20-P-0177	STL County Water	Main	Replacement	1702	MOSL_SUNDOWN_DR_8" PVC_910'_OBSL	(17,436)	(182)	1.39%	(242)
	05/01/24	R17-0282.20-P-0177	STL County Water	Meters	Replacement	1702	MOSL_SUNDOWN_DR_8" PVC_910'_OBSL	2,705	49	2.40%	65
	05/01/24	R17-0282.20-P-0177	STL County Water	Services	Replacement	1702	MOSL_SUNDOWN_DR_8" PVC_910'_OBSL	4,058	89	2.92%	118
	05/01/24	R17-0111.23-P-0012	Other MO Water	SCADA	Replacement	1704	PV Tank Lvl Trans REPL	0	0	0.00%	0
	05/01/24	R17-0282.21-P-0113	STL County Water	Hydrants	Replacement	1702	MOSL_TRENTON_AVE_8" PVC_690'_OBSL	16	0	1.87%	0
	05/01/24	R17-0282.21-P-0113	STL County Water	Main	Replacement	1702	MOSL_TRENTON_AVE_8" PVC_690'_OBSL	491	5	1.39%	7
	05/01/24	R17-0282.21-P-0113									

Missouri American Water Company
 WSIRA 6 (May 2024 to July 2024) Eligible Projects
 Relocations / Relocations

In Service	Date	Work Order	Tariff Group	Asset Type	Account	Profit Center	Work Order Description	Investment	Accum Dep	Dep Rate	Dep Exp
	05/01/24	R17-55Q1.23-P-0008	Other MO Water	Pumping	Replacement	1755	6" MODMAG Electromagnetic Flow meter	0	0	0.00%	0
	05/01/24	R17-02B2.23-P-0078	STL County Water	Hydrants	Replacement	1702	MOSL_MOORLANDS_DR_8" PVC_1950'_OBSL	1,083	15	1.85%	20
	05/01/24	R17-02B2.23-P-0078	STL County Water	Main	Replacement	1702	MOSL_MOORLANDS_DR_8" PVC_1950'_OBSL	20,150	210	1.39%	280
	05/01/24	R17-02F1.23-P-0055	STL County Water	Hydrants	Replacement	1702	HYDRANTS OCT 16 THRU OCT 22 2023	(1,548)	(21)	1.85%	(29)
	05/01/24	R17-02F1.23-P-0055	STL County Water	Main	Replacement	1702	HYDRANTS OCT 16 THRU OCT 22 2023	1,548	16	1.39%	22
	05/01/24	R17-02C1.23-P-0059	STL County Water	Main	Replacement	1702	MAIN/VALVE NOV 13 THRU NOV 19 2023	6,837	71	1.39%	95
	05/01/24	R17-10B1.23-P-0019	Other MO Water	Main	Replacement	1710	MOMX_Pollock_Road_2" Viv_Replic	0	0	0.00%	0
	05/01/24	R17-02C1.23-P-0061	STL County Water	Main	Replacement	1702	MAIN/VALVE NOV 27 THRU DEC 3 2023	(343)	(4)	1.38%	(5)
	05/01/24	R17-02B2.20-P-0200	STL County Water	Hydrants	Replacement	1702	MOSL_CRYSTAL_INDUSTRIAL_12_PVC_1750'_OBSL	5,804	81	1.85%	107
	05/01/24	R17-02B2.20-P-0200	STL County Water	Main	Replacement	1702	MOSL_CRYSTAL_INDUSTRIAL_12_PVC_1750'_OBSL	(11,608)	(121)	1.39%	(161)
	05/01/24	R17-02B2.20-P-0200	STL County Water	Meters	Replacement	1702	MOSL_CRYSTAL_INDUSTRIAL_12_PVC_1750'_OBSL	3,869	70	2.40%	93
	05/01/24	R17-02B2.20-P-0200	STL County Water	Services	Replacement	1702	MOSL_CRYSTAL_INDUSTRIAL_12_PVC_1750'_OBSL	1,935	42	2.92%	56
	05/01/24	R17-11B1.23-P-0008	Other MO Water	Hydrants	Replacement	1711	MOJP 12th and Geneva Replacement	17,478	243	1.85%	323
	05/01/24	R17-11B1.23-P-0008	Other MO Water	Main	Replacement	1711	MOJP 12th and Geneva Replacement	76,387	796	1.39%	1,062
	05/01/24	R17-02C1.23-P-0060	STL County Water	Main	Replacement	1702	MAIN/VALVE NOV 20 THRU NOV 26 2023	(2,633)	(28)	1.39%	(37)
	05/01/24	R17-02B2.23-P-0009	STL County Water	Hydrants	Replacement	1702	MOSL_NEW_FLORISSANT_P1_12" DI_1055'_OBSL	7	0	1.85%	0
	05/01/24	R17-02B2.23-P-0009	STL County Water	Main	Replacement	1702	MOSL_NEW_FLORISSANT_P1_12" DI_1055'_OBSL	317	3	1.39%	4
	05/01/24	R17-02B2.23-P-0009	STL County Water	Meters	Replacement	1702	MOSL_NEW_FLORISSANT_P1_12" DI_1055'_OBSL	25	0	2.36%	1
	05/01/24	R17-02B2.23-P-0009	STL County Water	Services	Replacement	1702	MOSL_NEW_FLORISSANT_P1_12" DI_1055'_OBSL	74	2	2.93%	2
	05/01/24	R17-02B2.22-P-0315	STL County Water	Hydrants	Replacement	1702	MOSL_NEWBOLD_DR_8" PVC_1235'_OBSL	0	0	0.00%	0
	05/01/24	R17-02B2.22-P-0315	STL County Water	Main	Replacement	1702	MOSL_NEWBOLD_DR_8" PVC_1235'_OBSL	0	0	0.00%	0
	05/01/24	R17-02B2.22-P-0315	STL County Water	Meters	Replacement	1702	MOSL_NEWBOLD_DR_8" PVC_1235'_OBSL	0	0	0.00%	0
	05/01/24	R17-02B2.22-P-0315	STL County Water	Services	Replacement	1702	MOSL_NEWBOLD_DR_8" PVC_1235'_OBSL	0	0	0.00%	0
	05/01/24	R17-02B2.21-P-0423	STL County Water	Hydrants	Replacement	1702	MOSL_HOLLYSHIRE_DR_8" PVC_950'_OBSL	468	7	1.85%	9
	05/01/24	R17-02B2.21-P-0423	STL County Water	Main	Replacement	1702	MOSL_HOLLYSHIRE_DR_8" PVC_950'_OBSL	2,232	23	1.39%	31
	05/01/24	R17-02B2.20-P-0187	STL County Water	Hydrants	Replacement	1702	MOSL_FAIRY_BELL_DR_8" PVC_650'_OBSL	(97)	(1)	1.85%	(2)
	05/01/24	R17-02B2.20-P-0187	STL County Water	Main	Replacement	1702	MOSL_FAIRY_BELL_DR_8" PVC_650'_OBSL	(2,006)	(21)	1.39%	(28)
	05/01/24	R17-02B2.19-P-0300	STL County Water	Hydrants	Replacement	1702	MOSL_College_Ave_8"PVC_OBSL	213	3	1.85%	4
	05/01/24	R17-02B2.19-P-0300	STL County Water	Main	Replacement	1702	MOSL_College_Ave_8"PVC_OBSL	19,323	201	1.39%	269
	05/01/24	R17-02B2.22-P-0321	STL County Water	Hydrants	Replacement	1702	MOSL_WYNCLIFF_LN_8" PVC_355'_OBSL	0	0	0.00%	0
	05/01/24	R17-02B2.22-P-0321	STL County Water	Main	Replacement	1702	MOSL_WYNCLIFF_LN_8" PVC_355'_OBSL	0	0	0.00%	0
	05/01/24	R17-02B2.22-P-0321	STL County Water	Meters	Replacement	1702	MOSL_WYNCLIFF_LN_8" PVC_355'_OBSL	0	0	0.00%	0
	05/01/24	R17-02B2.22-P-0321	STL County Water	Services	Replacement	1702	MOSL_WYNCLIFF_LN_8" PVC_355'_OBSL	0	0	0.00%	0
	05/01/24	R17-02B2.22-P-0323	STL County Water	Hydrants	Replacement	1702	MOSL_BRIAR_RIDGE_LN_8" PVC_1150'_OBSL	0	0	0.00%	0
	05/01/24	R17-02B2.22-P-0323	STL County Water	Main	Replacement	1702	MOSL_BRIAR_RIDGE_LN_8" PVC_1150'_OBSL	0	0	0.00%	0
	05/01/24	R17-02B2.20-P-0185	STL County Water	Hydrants	Replacement	1702	MOSL_BERKAY_AVE_8" PVC_1350'_OBSL	(188)	(3)	1.85%	(3)
	05/01/24	R17-02B2.20-P-0185	STL County Water	Main	Replacement	1702	MOSL_BERKAY_AVE_8" PVC_1350'_OBSL	(8,175)	(85)	1.39%	(114)
	05/01/24	R17-02B2.23-P-0077	STL County Water	Hydrants	Replacement	1702	MOSL_ARTHUR_AVE_8" PVC_900'_OBSL	194	3	1.85%	4
	05/01/24	R17-02B2.23-P-0077	STL County Water	Main	Replacement	1702	MOSL_ARTHUR_AVE_8" PVC_900'_OBSL	3,606	38	1.39%	50
	05/01/24	R17-02B2.23-P-0080	STL County Water	Main	Replacement	1702	MOSL_BROOKLINE_TERRACE_8" PVC_870'_OBSL	4,402	46	1.39%	61
	05/01/24	R17-02B2.23-P-0075	STL County Water	Main	Replacement	1702	MOSL_PAGE_AVE_PH3_1000'_12" PVC_OBSL	27,939	291	1.39%	388
	05/01/24	R17-02B2.22-P-0318	STL County Water	Hydrants	Replacement	1702	MOSL_DOMINION_DR_8" PVC_545'_OBSL	0	0	0.00%	0
	05/01/24	R17-02B2.22-P-0318	STL County Water	Main	Replacement	1702	MOSL_DOMINION_DR_8" PVC_545'_OBSL	0	0	0.00%	0
	05/01/24	R17-02B2.22-P-0317	STL County Water	Hydrants	Replacement	1702	MOSL_WOODGATE_DR_8" PVC_1160'_OBSL	0	0	0.00%	0
	05/01/24	R17-02B2.22-P-0317	STL County Water	Main	Replacement	1702	MOSL_WOODGATE_DR_8" PVC_1160'_OBSL	0	0	0.00%	0
	05/01/24	R17-02B2.22-P-0317	STL County Water	Meters	Replacement	1702	MOSL_WOODGATE_DR_8" PVC_1160'_OBSL	0	0	0.00%	0
	05/01/24	R17-02B2.22-P-0317	STL County Water	Services	Replacement	1702	MOSL_WOODGATE_DR_8" PVC_1160'_OBSL	0	0	0.00%	0
	05/01/24	R17-02C1.23-P-0066	STL County Water	Main	Replacement	1702	MAIN/VALVE DEC 4 THRU DEC 10 2023	4,470	47	1.39%	62
	05/01/24	R17-0111.23-P-0006	STL County Water	SCADA	Replacement	1702	SL SP Influent PLC G REPL	(2,136)	(92)	5.76%	(123)
	05/01/24	R17-11B1.22-P-0014	Other MO Water	Hydrants	Replacement	1711	MOJP_South_Mississippi_Ave	0	0	0.00%	0
	05/01/24	R17-11B1.22-P-0014	Other MO Water	Main	Replacement	1711	MOJP_South_Mississippi_Ave	0	0	0.00%	0
	05/01/24	R17-11B1.22-P-0014	Other MO Water	Services	Replacement	1711	MOJP_South_Mississippi_Ave	0	0	0.00%	0
	05/01/24	R17-11B1.23-P-0002	Other MO Water	Hydrants	Replacement	1711	MOJP 12th Street Replacement 1400 FT. Re	(61)	(1)	1.86%	(1)
	05/01/24	R17-11B1.23-P-0002	Other MO Water	Main	Replacement	1711	MOJP 12th Street Replacement 1400 FT. Re	(261)	(3)	1.39%	(4)
	05/01/24	R17-11B1.23-P-0002	Other MO Water	Services	Replacement	1711	MOJP 12th Street Replacement 1400 FT. Re	(59)	(1)	2.91%	(2)
	05/01/24	R17-02B2.22-P-0322	STL County Water	Hydrants	Replacement	1702	MOSL_FOREST_AIRE_DR_8" PVC_565'_OBSL	0	0	0.00%	0
	05/01/24	R17-02B2.22-P-0322	STL County Water	Main	Replacement	1702	MOSL_FOREST_AIRE_DR_8" PVC_565'_OBSL	0	0	0.00%	0
	05/01/24	R17-02B2.22-P-0322	STL County Water	Meters	Replacement	1702	MOSL_FOREST_AIRE_DR_8" PVC_565'_OBSL	0	0	0.00%	0
	05/01/24	R17-02B2.22-P-0322	STL County Water	Services	Replacement	1702	MOSL_FOREST_AIRE_DR_8" PVC_565'_OBSL	0	0	0.00%	0
	05/01/24	R17-02B2.23-P-0018	STL County Water	Hydrants	Replacement	1702	MOSL_NEW_FLORISSANT_P10_12" DI_410'_OBSL	66	1	1.85%	1
	05/01/24	R17-02B2.23-P-0018	STL County Water	Main	Replacement	1702	MOSL_NEW_FLORISSANT_P10_12" DI_410'_OBSL	966	10	1.39%	13
	05/01/24	R17-02B2.23-P-0018	STL County Water	Meters	Replacement	1702	MOSL_NEW_FLORISSANT_P10_12" DI_410'_OBSL	20	0	2.41%	0
	05/01/24	R17-02B2.23-P-0018	STL County Water	Services	Replacement	1702	MOSL_NEW_FLORISSANT_P10_12" DI_410'_OBSL	61	1	2.92%	2
	05/01/24	R17-02B2.23-P-0017	STL County Water	Hydrants	Replacement	1702	MOSL_NEW_FLORISSANT_P9_12" DI_925'_OBSL	4	0	1.99%	0
	05/01/24	R17-02B2.23-P-0017	STL County Water	Main	Replacement	1702	MOSL_NEW_FLORISSANT_P9_12" DI_925'_OBSL	51	1	1.40%	1
	05/01/24	R17-02B2.23-P-0017	STL County Water	Meters	Replacement	1702	MOSL_NEW_FLORISSANT_P9_12" DI_925'_OBSL	3	0	2.38%	0
	05/01/24	R17-02B2.23-P-0017	STL County Water	Services	Replacement	1702	MOSL_NEW_FLORISSANT_P9_12" DI_925'_OBSL	9	0	2.95%	0
	05/01/24	R17-02B2.19-P-0466	STL County Water	Hydrants	Replacement	1702	MOSL_WILSHIRE_TER_8" PVC_1970'_OBSL	1,828	25	1.85%	34
	05/01/24	R17-02B2.19-P-0466	STL County Water	Main	Replacement	1702	MOSL_WILSHIRE_TER_8" PVC_1970'_OBSL	14,454	151	1.39%	201
	05/01/24	R17-02B2.20-P-0186	STL County Water	Main	Replacement	1702	MOSL_LOLEATE_DR_8" PVC_370'_OBSL	(2,864)	(30)	1.39%	(40)
	05/01/24	R17-02B2.22-P-0319	STL County Water	Hydrants	Replacement	1702	MOSL_TWIN_FAWNS_DR_PH1_8" PVC_910'_OBSL	0	0	0.00%	0
	05/01/24	R17-02B2.22-P-0319	STL County Water	Meters	Replacement	1702	MOSL_TWIN_FAWNS_DR_PH1_8" PVC_910'_OBSL	0	0	0.00%	0
	05/01/24	R17-02B2.22-P-0319	STL County Water	Services	Replacement	1702	MOSL_TWIN_FAWNS_DR_PH1_8" PVC_910'_OBSL	0	0	0.00%	0
	05/01/24	R17-02B2.22-P-0320	STL County Water	Hydrants	Replacement	1702	MOSL_TWIN_FAWNS_DR_PH2_8" PVC_1610'_OBSL	0	0	0.00%	0
	05/01/24	R17-02B2.22-P-0320	STL County Water	Main	Replacement	1702	MOSL_TWIN_FAWNS_DR_PH2_8" PVC_1610'_OBSL	0	0	0.00%	0
	05/01/24	R17-02B2.22-P-0320	STL County Water	Meters	Replacement	1702	MOSL_TWIN_FAWNS_DR_PH2_8" PVC_1610'_OBSL	0	0	0.00%	0
	05/01/24	R17-02B2.22-P-0320	STL County Water	Services	Replacement	1702	MOSL_TWIN_FAWNS_DR_PH2_8" PVC_1610'_OBSL	0	0	0.00%	0
	05/01/24	R17-0111.23-P-0007	STL County Water	SCADA	Replacement	1702	SL SP 4160V Subst Power Meters REPL	797	34	5.76%	46
	05/01/24	R17-02B2.23-P-0060	STL County Water	Main	Replacement	1702	MOSL_COUNTRY_MAN_BORE_12" HDPE_230'_OBSL	0	0	0.00%	(0)
	05/01/24	R17-12C1.20-P-0001	Other MO Water	Hydrants	Replacement	1712	MOJC-Mains-Unscheduled Blanket	622	9	1.85%	12
	05/01/24	R17-12C1.20-P-0001	Other MO Water	Main	Replacement	1712	MOJC-Mains-Unscheduled Blanket	2,550	27	1.39%	35
	05/01/24	R17-12C1.20-P-0001	Other MO Water	Services	Replacement	1712	MOJC-Mains-Unscheduled Blanket	20	0	2.89%	1
	05/01/24	R17-02C1.23-P-0067	STL County Water	Main	Replacement	1702	MAIN/VALVE DEC 11 THRU DEC 17 2023	3,281	34	1.40%	46
	05/01/24	R17-55C1.24-P-0001	Other MO Water	Main	Replacement	1755	MOBM-Mains-Unscheduled	22,157	231	1.39%	308
	05/01/24	R17-24C1.24-P-0001	Other MO Water	Main	Replacement	1724	MOMW-Mains-Unscheduled	30	0	1.36%	0
	05/01/24	R17-02B2.20-P-0180	STL County Water	Hydrants	Replacement	1702	MOSL_PARK_LANE_CT_8" PVC_100'_OBSL	0	0	0.00%	0
	05/01/24	R17-02B2.20-P-0180	STL County Water	Main	Replacement	1702	MOSL_PARK_LANE_CT_8" PVC_100'_OBSL	0	0		

Missouri American Water Company
 WSIRA 6 (May 2024 to July 2024) Eligible Projects
 Replacements / Relocations

In Service	Date	Work Order	Tariff Group	Asset Type	Account	Profit Center	Work Order Description	Investment	Accum Dep	Dep Rate	Dep Exp
	05/01/24	R17-11H2.24-P-0001	Other MO Water	Services	Replacement	1711	MOJP-Services and Laterals-Replaced Lead	173,693	3,804	2.92%	5,072
	05/01/24	R17-02B2.20-P-0201	STL County Water	Hydrants	Replacement	1702	MOSL_CHAPIN_INDUSTRIAL_12_PVC_2870_OBSL	0	0	0.00%	0
	05/01/24	R17-02B2.20-P-0201	STL County Water	Main	Replacement	1702	MOSL_CHAPIN_INDUSTRIAL_12_PVC_2870_OBSL	0	0	0.00%	0
	05/01/24	R17-02B2.23-P-0010	STL County Water	Main	Replacement	1702	MOSL_NEW_FLORISSANT_P2_12"_DI_900_OBSL	50	1	1.39%	1
	05/01/24	R17-02B2.23-P-0010	STL County Water	Meters	Replacement	1702	MOSL_NEW_FLORISSANT_P2_12"_DI_900_OBSL	4	0	2.45%	0
	05/01/24	R17-02B2.23-P-0010	STL County Water	Services	Replacement	1702	MOSL_NEW_FLORISSANT_P2_12"_DI_900_OBSL	12	0	2.94%	0
	05/01/24	R17-02B2.23-P-0074	STL County Water	Hydrants	Replacement	1702	MOSL_PAGE_AVE_PH2_1000"12" PVC_OBSL	1,386	19	1.85%	26
	05/01/24	R17-02B2.23-P-0074	STL County Water	Main	Replacement	1702	MOSL_PAGE_AVE_PH2_1000"12" PVC_OBSL	18,571	194	1.39%	258
	05/01/24	R17-02B2.23-P-0074	STL County Water	Services	Replacement	1702	MOSL_PAGE_AVE_PH2_1000"12" PVC_OBSL	7,207	158	2.92%	210
	05/01/24	R17-02B2.23-P-0079	STL County Water	Hydrants	Replacement	1702	MOSL_EDWARDS_TERRACE_8" PVC_800_OBSL	413	6	1.85%	8
	05/01/24	R17-02B2.23-P-0079	STL County Water	Main	Replacement	1702	MOSL_EDWARDS_TERRACE_8" PVC_800_OBSL	599	6	1.39%	8
	05/01/24	R17-02B1.23-P-0020	STL County Water	Hydrants	Replacement	1702	MOSL_OAKHAVEN_LN_8" PVC_690_OBSLInstall	(10,336)	(143)	1.85%	(191)
	05/01/24	R17-02B1.23-P-0020	STL County Water	Main	Replacement	1702	MOSL_OAKHAVEN_LN_8" PVC_690_OBSLInstall	(45,936)	(479)	1.39%	(639)
	05/01/24	R17-02C1.23-P-0068	STL County Water	Main	Replacement	1702	MAIN/VALVE DEC 18 THRU DEC 24 2023	10,375	108	1.39%	144
	05/01/24	R17-06C1.24-P-0001	Other MO Water	Main	Replacement	1706	MOWB-Mains-Unscheduled	7,934	83	3.99%	110
	05/01/24	R17-02F1.23-P-0069	STL County Water	Hydrants	Replacement	1702	HYDRANTS DEC 25 THRU DEC 31 2023	7,046	98	1.85%	130
	05/01/24	R17-11C1.24-P-0001	Other MO Water	Main	Replacement	1711	MOJP-Mains-Unscheduled	82,843	864	3.39%	1,152
	05/01/24	R17-02B1.23-P-0014	STL County Water	Main	Replacement	1702	MOSL_LADUE_PINES_DR_8" PVC_1405' OBSL	14,652	153	1.39%	204
	05/01/24	R17-02B1.23-P-0013	STL County Water	Main	Replacement	1702	MOSL_LADUE_OAKS_DR_8" PVC_2270' OBSL	1,159	12	1.39%	16
	05/01/24	R17-02B1.23-P-0015	STL County Water	Main	Replacement	1702	MOSL_LADUE_OAKS_CT_8" PVC_350' OBSL	454	5	1.39%	6
	05/01/24	R17-02B2.20-P-0179	STL County Water	Hydrants	Replacement	1702	MOSL_PARK_LANE_8" PVC_1930' OBSL	0	0	0.00%	0
	05/01/24	R17-02B2.20-P-0179	STL County Water	Main	Replacement	1702	MOSL_PARK_LANE_8" PVC_1930' OBSL	0	0	0.00%	0
	05/01/24	R17-02B2.21-P-0115	STL County Water	Hydrants	Replacement	1702	MOSL_LIBERTY_AVE_8" PVC_600' OBSL	186	3	1.85%	3
	05/01/24	R17-02B2.21-P-0115	STL County Water	Main	Replacement	1702	MOSL_LIBERTY_AVE_8" PVC_600' OBSL	5,707	59	1.39%	79
	05/01/24	R17-02B2.21-P-0115	STL County Water	Meters	Replacement	1702	MOSL_LIBERTY_AVE_8" PVC_600' OBSL	124	2	2.40%	3
	05/01/24	R17-02B2.21-P-0115	STL County Water	Services	Replacement	1702	MOSL_LIBERTY_AVE_8" PVC_600' OBSL	62	1	2.92%	2
	05/01/24	R17-12J1.24-P-0001	Other MO Water	Meters	Replacement	1712	MOJC-Meters-Replaced	4,459	80	2.40%	107
	05/01/24	R17-11H1.24-P-0001	Other MO Water	Services	Replacement	1711	MOJP-Services and Laterals-Replaced	42,368	928	2.92%	1,237
	05/01/24	R17-12G1.24-P-0001	Other MO Water	Services	Replacement	1712	MOJC-Services and Laterals-New Blanket	60,708	1,330	2.92%	1,773
	05/01/24	R17-11F1.24-P-0001	Other MO Water	Hydrants	Replacement	1711	MOJP-Hydrants Valves and Manholes-Repl	16,152	224	1.85%	299
	05/01/24	R17-11F1.24-P-0001	Other MO Water	Main	Replacement	1711	MOJP-Hydrants Valves and Manholes-Repl	19,284	201	1.39%	268
	05/01/24	R17-10H1.24-P-0001	Other MO Water	Meters	Replacement	1710	MOMX-Services and Laterals-Repl Blanket	12,129	218	2.40%	291
	05/01/24	R17-10H1.24-P-0001	Other MO Water	Services	Replacement	1710	MOMX-Services and Laterals-Repl Blanket	7,664	168	2.92%	224
	05/01/24	R17-04J1.24-P-0001	Other MO Water	Meters	Replacement	1704	MOPV-Meters-Replaced	50,604	911	2.40%	1,215
	05/01/24	R17-02B2.22-P-0335	STL County Water	Hydrants	Replacement	1702	MOSL_CUMBERLAND_DR_8" PVC_1555' OBSL	0	0	0.00%	0
	05/01/24	R17-02B2.22-P-0335	STL County Water	Main	Replacement	1702	MOSL_CUMBERLAND_DR_8" PVC_1555' OBSL	0	0	0.00%	0
	05/01/24	R17-02B2.23-P-0098	STL County Water	Main	Replacement	1702	MOSL-Graovis_Delores_12" 540' HDPE-OBSL	1,003	10	1.39%	14
	05/01/24	R17-02B1.23-P-0016	STL County Water	Main	Replacement	1702	MOSL_LADUE_OAKS_CIR_8" PVC_360' OBSL	218	2	1.39%	3
	05/01/24	R17-02B1.23-P-0017	STL County Water	Main	Replacement	1702	MOSL_LADUE_WOODS_DR_8" PVC_1345' OBSL	640	7	1.39%	9
	05/01/24	R17-02B2.19-P-0456	STL County Water	Hydrants	Replacement	1702	MOSL_WOODSON_RD_PH1_12" PV_1100_OBSL	69	1	1.85%	1
	05/01/24	R17-02B2.19-P-0456	STL County Water	Main	Replacement	1702	MOSL_WOODSON_RD_PH1_12" PV_1100_OBSL	1,565	16	1.39%	22
	05/01/24	R17-02B2.19-P-0456	STL County Water	Meters	Replacement	1702	MOSL_WOODSON_RD_PH1_12" PV_1100_OBSL	34	1	2.39%	1
	05/01/24	R17-02B2.19-P-0456	STL County Water	Services	Replacement	1702	MOSL_WOODSON_RD_PH1_12" PV_1100_OBSL	17	0	2.91%	1
	05/01/24	R17-02B1.23-P-0018	STL County Water	Hydrants	Replacement	1702	MOSL_LADUE_WOODS_CT_8" PVC_500' OBSL	(18)	(0)	1.84%	(0)
	05/01/24	R17-02B1.23-P-0018	STL County Water	Main	Replacement	1702	MOSL_LADUE_WOODS_CT_8" PVC_500' OBSL	(434)	(5)	1.39%	(6)
	05/01/24	R17-12F1.24-P-0001	Other MO Water	Hydrants	Replacement	1712	MOJC-Hydrant Vlv and Mnhls-Repl Blanket	(2,315)	(32)	1.85%	(43)
	05/01/24	R17-02F2.22-P-0020	STL County Water	Hydrants	Replacement	1702	MOSL_E BRADFORD AVE FH_HWG-403_RELO	(72)	(1)	1.85%	(1)
	05/01/24	R17-61Q1.24-P-0002	Other MO Water	Treatment	Replacement	1761	GCMOW BUTTER FLY VLVs & ACTUATORS	113	2	2.34%	3
	05/01/24	R17-09F1.24-P-0001	Other MO Water	Hydrants	Replacement	1709	MOSL-Hydrants Valves and Manholes-Repl	55,980	777	1.85%	1,036
	05/01/24	R17-04H2.24-P-0001	Other MO Water	Meters	Replacement	1704	MOPV-Services and Laterals-Repl (LSLR)	1,523	27	2.40%	37
	05/01/24	R17-04H2.24-P-0001	Other MO Water	Services	Replacement	1704	MOPV-Services and Laterals-Repl (LSLR)	(513)	(11)	2.92%	(15)
	05/01/24	R17-03H1.24-P-0001	Other MO Water	Meters	Replacement	1703	MOSI_Services and Laterals-Replaced	65,308	1,175	2.40%	1,567
	05/01/24	R17-03H1.24-P-0001	Other MO Water	Services	Replacement	1703	MOSI_Services and Laterals-Replaced	101,749	2,228	2.92%	2,971
	05/01/24	R17-12G2.24-P-0001	Other MO Water	Meters	Replacement	1712	MOJC-Services and Laterals-(LSLR)Blanket	2,672	48	2.40%	64
	05/01/24	R17-12G2.24-P-0001	Other MO Water	Services	Replacement	1712	MOJC-Services and Laterals-(LSLR)Blanket	391,179	7,567	2.92%	11,422
	05/01/24	R17-06H1.24-P-0001	Other MO Water	Meters	Replacement	1706	MOWB-Services and Laterals-Repl Blanket	40,200	824	2.40%	965
	05/01/24	R17-06H1.24-P-0001	Other MO Water	Services	Replacement	1706	MOWB-Services and Laterals-Repl Blanket	10	0	2.91%	0
	05/01/24	R17-04H1.24-P-0001	Other MO Water	Meters	Replacement	1704	MOPV-Services and Laterals-Repl Blanket	28,232	508	2.40%	678
	05/01/24	R17-04H1.24-P-0001	Other MO Water	Services	Replacement	1704	MOPV-Services and Laterals-Repl Blanket	(529)	(12)	2.91%	(15)
	05/01/24	R17-02B2.22-P-0338	STL County Water	Hydrants	Replacement	1702	MOSL_NATURAL_BRIDGE_PH1_12" DI_700' OBSL	0	0	0.00%	0
	05/01/24	R17-02B2.22-P-0338	STL County Water	Main	Replacement	1702	MOSL_NATURAL_BRIDGE_PH1_12" DI_700' OBSL	0	0	0.00%	0
	05/01/24	R17-02B2.22-P-0342	STL County Water	Hydrants	Replacement	1702	MOSL_MALINE_AVE_8" PVC_230' OBSL	0	0	0.00%	0
	05/01/24	R17-02B2.22-P-0342	STL County Water	Main	Replacement	1702	MOSL_MALINE_AVE_8" PVC_230' OBSL	0	0	0.00%	0
	05/01/24	R17-04C1.24-P-0001	Other MO Water	Main	Replacement	1704	MOPV-Mains-Unscheduled	11,061	115	1.39%	154
	05/01/24	R17-04C1.24-P-0001	Other MO Water	Meters	Replacement	1704	MOPV-Mains-Unscheduled	5,601	101	2.40%	134
	05/01/24	R17-03H2.24-P-0001	Other MO Water	Meters	Replacement	1703	MOSI-Services & Latrils-Repl Blanket-Lead	87,924	1,583	2.40%	2,110
	05/01/24	R17-03H2.24-P-0001	Other MO Water	Services	Replacement	1703	MOSI-Services & Latrils-Repl Blanket-Lead	522,290	11,438	2.92%	15,251
	05/01/24	R17-02H1.24-P-0001	STL County Water	Meters	Replacement	1702	MOSL_Services and Laterals-Replaced	2,594	47	2.40%	62
	05/01/24	R17-02H1.24-P-0001	STL County Water	Services	Replacement	1702	MOSL_Services and Laterals-Replaced	45,917	1,006	2.92%	1,341
	05/01/24	R17-02G2.24-P-0001	STL County Water	Meters	Replacement	1702	MOSL-Services-Lead	1,623,397	29,221	2.40%	38,961
	05/01/24	R17-02G2.24-P-0001	STL County Water	Services	Replacement	1702	MOSL-Services-Lead	4,542,650	99,484	2.92%	132,645
	05/01/24	R17-02G1.24-P-0001	STL County Water	Meters	Replacement	1702	MOSL-Services-Maintenance	731,299	13,163	2.40%	17,551
	05/01/24	R17-02G1.24-P-0001	STL County Water	Services	Replacement	1702	MOSL-Services-Maintenance	2,092,690	45,830	2.92%	61,107
	05/01/24	R17-11J1.24-P-0001	Other MO Water	Meters	Replacement	1711	MOJP-Meters-Replaced	48,066	865	2.40%	1,154
	05/01/24	R17-02B2.20-P-0184	STL County Water	Hydrants	Replacement	1702	MOSL_ADA_WORTLEY_AVE_8" PVC_1005' OBSL	(1,953)	(27)	1.85%	(36)
	05/01/24	R17-02B2.20-P-0184	STL County Water	Main	Replacement	1702	MOSL_ADA_WORTLEY_AVE_8" PVC_1005' OBSL	(6,317)	(66)	1.39%	(88)
	05/01/24	R17-10J1.24-P-0001	Other MO Water	Meters	Replacement	1710	MOMX-Meters-Replaced	529	10	2.40%	13
	05/01/24	R17-53H2.24-P-0001	Other MO Water	Services	Replacement	1708	MOLS_Services and Laterals-LSL	(5,070)	(111)	2.92%	(148)
	05/01/24	R17-53H2.24-P-0001	Other MO Water	Services	Replacement	1753	MOLS_Services and Laterals-LSL	87	2	2.92%	3
	05/01/24	R17-53J1.24-P-0001	Other MO Water	Meters	Replacement	1753	MOLS-Meters-Replaced	1,533	28	2.40%	37
	05/01/24	R17-09H1.24-P-0001	Other MO Water	Services	Replacement	1709	MOSC-Services and Laterals-Replaced	37,021	811	2.92%	1,081
	05/01/24	R17-09J1.24-P-0001	Other MO Water	Meters	Replacement	1709	MOSC-Meters-Replaced	65,372	1,177	2.40%	1,569
	05/01/24	R17-65F1.23-P-0001	Other MO Water	Hydrants	Replacement	1765	MOPC_Hydrants/Valves Replaced	0	0	0.00%	0
	05/01/24	R17-61H1.24-P-0001	Other MO Water	Services	Replacement	1761	MOCGW-Services and Laterals-Replaced	8,184	179	2.92%	239
	05/01/24	R17-61C1.24-P-0001	Other MO Water	Main	Replacement	1761	MOCGW-Mains-Unscheduled	75,421	786	1.39%	1,048
	05/01/24	R17-55J1.24-P-0001	Other MO Water	Meters	Replacement	1755	MOBM-Meters-Replaced	976	18	2.40%	23
	05/01/24	R17-55H1.24-P-0001	Other MO Water	Services	Replacement	1755	MOBM-Services and Laterals-Replaced	4,396	96	2.92%	128
	05/01/24	R17-53C1.24-P-000									

Missouri American Water Company
 WSIRA 6 (May 2024 to July 2024) Eligible Projects
 Replacements / Relocations

In Service	Date	Work Order	Tariff Group	Asset Type	Account	Profit Center	Work Order Description	Investment	Accum Dep	Depr Rate	Dep Exp
	05/01/24	R17-02C1.24-P-0002	STL County Water	Main	Replacement	1702	MAIN/VALVE JAN 1 - JAN 7 2024	15,991	167	1.39%	223
	05/01/24	R17-02C1.24-P-0012	STL County Water	Main	Replacement	1702	MAIN/VALVE APR 1 - APR 30 2024	1,345,339	14,026	1.39%	18,700
	05/01/24	I17-020192-01	STL County Water	Pumping	Replacement	1702	MOSL-SP_WW_Tank_Bypass_Vlv_Addtn	0	0	0.00%	0
	05/01/24	I17-020192-01	STL County Water	SCADA	Replacement	1702	MOSL-SP_WW_Tank_Bypass_Vlv_Addtn	0	0	0.00%	0
	05/01/24	R17-02Q1.24-P-0070	STL County Water	Pumping	Replacement	1702	CCP: HS 7 pump machining for new bowls	43,902	622	1.89%	830
	05/01/24	R17-02B1.24-P-0002	STL County Water	Main	Replacement	1702	MOSL-JBCemetery-350'_12"DI-OBSL	731	8	1.39%	10
	05/01/24	R17-02B2.23-P-0036	STL County Water	Hydrants	Replacement	1702	MOSL_GREENPARK_RD_P2_12"DI_950'_OBSL	149	2	1.85%	3
	05/01/24	R17-02B2.23-P-0036	STL County Water	Main	Replacement	1702	MOSL_GREENPARK_RD_P2_12"DI_950'_OBSL	4,725	49	1.39%	66
	05/01/24	R17-02C1.24-P-0009	STL County Water	Main	Replacement	1702	MAIN/VALVE FEB 19 - FEB 25 2024	51,483	537	1.39%	715
	05/01/24	R17-02C1.24-P-0008	STL County Water	Main	Replacement	1702	MAIN/VALVE FEB 12 - FEB 18 2024	60,764	634	1.39%	845
	05/01/24	R17-02C1.24-P-0005	STL County Water	Main	Replacement	1702	MAIN/VALVE JAN 22 - JAN 28 2024	23,596	246	1.39%	327
	05/01/24	R17-02B1.22-P-0138	STL County Water	Hydrants	Replacement	1702	MOSL_ROSEBUSH_LN_8" PVC_425'_OBSL	4,604	64	1.85%	85
	05/01/24	R17-02B1.22-P-0138	STL County Water	Main	Replacement	1702	MOSL_ROSEBUSH_LN_8" PVC_425'_OBSL	145,803	1,520	1.39%	2,027
	05/01/24	R17-11B1.23-P-0010	Other MO Water	Hydrants	Replacement	1711	MOJP_TREKK_WEST_CENTRAL_REPLACEMENT	1,522	21	1.85%	28
	05/01/24	R17-11B1.23-P-0010	Other MO Water	Main	Replacement	1711	MOJP_TREKK_WEST_CENTRAL_REPLACEMENT	2,793	29	1.39%	39
	05/01/24	R17-11B1.23-P-0010	Other MO Water	Services	Replacement	1711	MOJP_TREKK_WEST_CENTRAL_REPLACEMENT	1,378	30	2.92%	40
	05/01/24	R17-02C1.24-P-0011	STL County Water	Hydrants	Replacement	1702	MAIN/VALVE MAR 1 - MAR 31 2024	534	7	1.85%	10
	05/01/24	R17-02C1.24-P-0011	STL County Water	Main	Replacement	1702	MAIN/VALVE MAR 1 - MAR 31 2024	81,675	852	1.39%	1,136
	05/01/24	R17-02B2.20-P-0115	STL County Water	Hydrants	Replacement	1702	MOSL_PARK_LAWN_DR_8" PVC_1100'_OBSL	178	2	1.85%	3
	05/01/24	R17-02B2.20-P-0115	STL County Water	Main	Replacement	1702	MOSL_PARK_LAWN_DR_8" PVC_1100'_OBSL	5,643	59	1.39%	73
	05/01/24	R17-02B2.23-P-0012	STL County Water	Hydrants	Replacement	1702	MOSL_NEW_FLORISSANT_P4_12"DI_875'_OBSL	1,227	17	1.85%	28
	05/01/24	R17-02B2.23-P-0012	STL County Water	Main	Replacement	1702	MOSL_NEW_FLORISSANT_P4_12"DI_875'_OBSL	26,295	274	1.39%	366
	05/01/24	R17-02B2.23-P-0012	STL County Water	Meters	Replacement	1702	MOSL_NEW_FLORISSANT_P4_12"DI_875'_OBSL	2,827	51	2.40%	68
	05/01/24	R17-02B2.23-P-0012	STL County Water	Services	Replacement	1702	MOSL_NEW_FLORISSANT_P4_12"DI_875'_OBSL	8,482	186	2.92%	248
	05/01/24	R17-02C1.24-P-0010	STL County Water	Main	Replacement	1702	MAIN/VALVE FEB 25 - FEB 29 2024	44,045	459	1.39%	612
	05/01/24	R17-02B2.21-P-0038	STL County Water	Hydrants	Replacement	1702	MOSL_GOLDEN_GATE_DR_8" PVC_870'_OBSL	2,777	39	1.85%	51
	05/01/24	R17-02B2.21-P-0038	STL County Water	Main	Replacement	1702	MOSL_GOLDEN_GATE_DR_8" PVC_870'_OBSL	35,547	371	1.39%	494
	05/01/24	R17-02B2.21-P-0038	STL County Water	Meters	Replacement	1702	MOSL_GOLDEN_GATE_DR_8" PVC_870'_OBSL	5,524	99	2.40%	133
	05/01/24	R17-02B2.21-P-0038	STL County Water	Services	Replacement	1702	MOSL_GOLDEN_GATE_DR_8" PVC_870'_OBSL	18,415	403	2.92%	538
	05/01/24	R17-02B2.21-P-0583	STL County Water	Main	Replacement	1702	MOSL_HAROLD_DR_PH2_8" PVC_1145'_OBSL	155,021	1,616	1.39%	2,155
	05/01/24	R17-02B2.21-P-0069	STL County Water	Hydrants	Replacement	1702	MOSL_ROCKFORD_AVE_8" PVC_400'_OBSL	3,234	45	1.85%	60
	05/01/24	R17-02B2.21-P-0069	STL County Water	Main	Replacement	1702	MOSL_ROCKFORD_AVE_8" PVC_400'_OBSL	12,497	130	1.39%	174
	05/01/24	R17-02B2.21-P-0069	STL County Water	Meters	Replacement	1702	MOSL_ROCKFORD_AVE_8" PVC_400'_OBSL	3,529	64	2.40%	85
	05/01/24	R17-02B2.21-P-0069	STL County Water	Services	Replacement	1702	MOSL_ROCKFORD_AVE_8" PVC_400'_OBSL	11,762	258	2.92%	343
	05/01/24	R17-02B2.21-P-0279	STL County Water	Hydrants	Replacement	1702	MOSL_FRANNLYNN_CT_6" PVC_430'_OBSL	21,102	293	1.85%	390
	05/01/24	R17-02B2.21-P-0279	STL County Water	Main	Replacement	1702	MOSL_FRANNLYNN_CT_6" PVC_430'_OBSL	240,227	2,504	1.39%	3,339
	05/01/24	R17-02B2.21-P-0151	STL County Water	Hydrants	Replacement	1702	MOSL_CORLISS_DR_8" PVC_405'_OBSL	12,471	173	1.85%	231
	05/01/24	R17-02B2.21-P-0151	STL County Water	Main	Replacement	1702	MOSL_CORLISS_DR_8" PVC_405'_OBSL	63,914	666	1.39%	888
	05/01/24	R17-02C1.24-P-0007	STL County Water	Main	Replacement	1702	MAIN/VALVE FEB 5 - FEB 11 2024	10,909	114	1.39%	152
	05/01/24	R17-02C1.24-P-0006	STL County Water	Main	Replacement	1702	MAIN/VALVE JAN 29 - FEB 4 2024	47,698	497	1.39%	663
	05/01/24	R17-02C1.24-P-0004	STL County Water	Main	Replacement	1702	MAIN/VALVE JAN 15 - JAN 21 2024	91,614	955	1.39%	1,273
	05/01/24	R17-02B2.21-P-0090	STL County Water	Hydrants	Replacement	1702	MOSL_ROWLES_DR_8" PVC_1330'_OBSL	(442)	(6)	1.85%	(8)
	05/01/24	R17-02B2.21-P-0090	STL County Water	Main	Replacement	1702	MOSL_ROWLES_DR_8" PVC_1330'_OBSL	(42,909)	(447)	1.39%	(596)
	05/01/24	R17-02B2.21-P-0099	STL County Water	Hydrants	Replacement	1702	MOSL_LAURELWOODS_CT_6" PVC_255'_OBSL	1,225	17	1.85%	23
	05/01/24	R17-02B2.21-P-0099	STL County Water	Main	Replacement	1702	MOSL_LAURELWOODS_CT_6" PVC_255'_OBSL	58,781	613	1.39%	817
	05/01/24	R17-02B2.23-P-0071	STL County Water	Main	Replacement	1702	MOSL_Center_Ave_12"DI_500'_RELO	40,590	423	1.39%	564
	05/01/24	R17-02B2.23-P-0071	STL County Water	Meters	Replacement	1702	MOSL_Center_Ave_12"DI_500'_RELO	8,118	146	2.40%	195
	05/01/24	R17-02B2.23-P-0071	STL County Water	Services	Replacement	1702	MOSL_Center_Ave_12"DI_500'_RELO	6,765	148	2.92%	198
	05/01/24	R17-11B1.23-P-0012	Other MO Water	Hydrants	Replacement	1711	MOJP_EASTERN_7TH_TO_8TH_REPLACEMENT	8,481	118	1.85%	157
	05/01/24	R17-11B1.23-P-0012	Other MO Water	Main	Replacement	1711	MOJP_EASTERN_7TH_TO_8TH_REPLACEMENT	8,482	88	1.39%	118
	05/01/24	R17-11B1.23-P-0012	Other MO Water	Services	Replacement	1711	MOJP_EASTERN_7TH_TO_8TH_REPLACEMENT	8,481	186	2.92%	248
	05/01/24	R17-11B1.22-P-0016	Other MO Water	Hydrants	Replacement	1711	MOJP_South_Brownell_Street	(4,323)	(60)	1.85%	(80)
	05/01/24	R17-11B1.22-P-0016	Other MO Water	Main	Replacement	1711	MOJP_South_Brownell_Street	(11,313)	(218)	1.39%	(157)
	05/01/24	R17-11B1.22-P-0016	Other MO Water	Services	Replacement	1711	MOJP_South_Brownell_Street	(9,810)	(115)	2.92%	(286)
	05/01/24	R17-02F1.24-P-0011	STL County Water	Hydrants	Replacement	1702	HYDRANTS MAR 1 - MAR 31 2024	(15,863)	(220)	1.85%	(293)
	05/01/24	R17-02F1.24-P-0011	STL County Water	Main	Replacement	1702	HYDRANTS MAR 1 - MAR 31 2024	(651)	(7)	1.39%	(9)
	05/01/24	R17-02B2.22-P-0341	STL County Water	Hydrants	Replacement	1702	MOSL_NATURAL_BRIDGE_PH4_8" PVC_830'_OBSL	0	0	0.00%	0
	05/01/24	R17-02B2.22-P-0341	STL County Water	Main	Replacement	1702	MOSL_NATURAL_BRIDGE_PH4_8" PVC_830'_OBSL	0	0	0.00%	0
	05/01/24	R17-02B2.23-P-0014	STL County Water	Hydrants	Replacement	1702	MOSL_NEW_FLORISSANT_P6_12"DI_1170'_OBSL	426	6	1.85%	8
	05/01/24	R17-02B2.23-P-0014	STL County Water	Main	Replacement	1702	MOSL_NEW_FLORISSANT_P6_12"DI_1170'_OBSL	8,586	90	1.39%	119
	05/01/24	R17-02B2.23-P-0014	STL County Water	Meters	Replacement	1702	MOSL_NEW_FLORISSANT_P6_12"DI_1170'_OBSL	660	12	2.40%	16
	05/01/24	R17-02B2.23-P-0014	STL County Water	Services	Replacement	1702	MOSL_NEW_FLORISSANT_P6_12"DI_1170'_OBSL	1,981	43	2.92%	58
	05/01/24	R17-02B2.23-P-0013	STL County Water	Main	Replacement	1702	MOSL_NEW_FLORISSANT_P5_12"DI_355'_OBSL	4,813	50	1.39%	67
	05/01/24	R17-02B2.23-P-0013	STL County Water	Meters	Replacement	1702	MOSL_NEW_FLORISSANT_P5_12"DI_355'_OBSL	233	4	2.40%	6
	05/01/24	R17-02B2.23-P-0013	STL County Water	Services	Replacement	1702	MOSL_NEW_FLORISSANT_P5_12"DI_355'_OBSL	933	20	2.92%	27
	05/01/24	R17-53B1.23-P-0002	Other MO Water	Hydrants	Replacement	1753	MOLS REPL N Raum	(20)	(0)	1.89%	(0)
	05/01/24	R17-53B1.23-P-0002	Other MO Water	Main	Replacement	1753	MOLS REPL N Raum	(621)	(6)	1.39%	(9)
	05/01/24	R17-02B2.21-P-0295	STL County Water	Hydrants	Replacement	1702	MOSL_HAROLD_DR_PH1_8" PVC_1500'_OBSL	0	0	0.00%	0
	05/01/24	R17-02B2.21-P-0295	STL County Water	Main	Replacement	1702	MOSL_HAROLD_DR_PH1_8" PVC_1500'_OBSL	0	0	0.00%	0
	05/01/24	R17-02B2.21-P-0095	STL County Water	Hydrants	Replacement	1702	MOSL_BEARDSLEY_CT_8" PVC_700'_OBSL	(3,495)	(48)	1.85%	(65)
	05/01/24	R17-02B2.21-P-0095	STL County Water	Main	Replacement	1702	MOSL_BEARDSLEY_CT_8" PVC_700'_OBSL	(39,313)	(410)	1.39%	(546)
	05/01/24	R17-02B2.21-P-0080	STL County Water	Hydrants	Replacement	1702	MOSL_WILLINGHAM_CT_8" PVC_1170'_OBSL	59	1	1.85%	1
	05/01/24	R17-02B2.21-P-0080	STL County Water	Main	Replacement	1702	MOSL_WILLINGHAM_CT_8" PVC_1170'_OBSL	911	10	1.39%	13
	05/01/24	R17-02B2.21-P-0093	STL County Water	Main	Replacement	1702	MOSL_MAURICE_AVE_8" PVC_600'_OBSL	9,296	97	1.39%	129
	05/01/24	R17-02B2.21-P-0077	STL County Water	Hydrants	Replacement	1702	MOSL_HAWKESBURY_DR_8" PVC_3125'_OBSL	4,346	60	1.85%	80
	05/01/24	R17-02B2.21-P-0077	STL County Water	Main	Replacement	1702	MOSL_HAWKESBURY_DR_8" PVC_3125'_OBSL	99,525	1,038	1.39%	1,383
	05/01/24	R17-02B2.20-P-0124	STL County Water	Hydrants	Replacement	1702	MOSL_JOSEPH_AVE_8" PVC_760'_OBSL	425	6	1.85%	8
	05/01/24	R17-02B2.20-P-0124	STL County Water	Main	Replacement	1702	MOSL_JOSEPH_AVE_8" PVC_760'_OBSL	10,247	107	1.39%	142
	05/01/24	R17-02B2.21-P-0186	STL County Water	Hydrants	Replacement	1702	MOSL_RAINBOW_DR_8" PVC_1840'_OBSL	1,264	18	1.85%	23
	05/01/24	R17-02B2.21-P-0186	STL County Water	Main	Replacement	1702	MOSL_RAINBOW_DR_8" PVC_1840'_OBSL	23,518	245	1.39%	327
	05/01/24	R17-02B2.21-P-0324	STL County Water	Hydrants	Replacement	1702	MOSL_LAKEVIEW_AVE_8" PVC_1030'_OBSL	(11,585)	(161)	1.85%	(214)
	05/01/24	R17-02B2.21-P-0324	STL County Water	Main	Replacement	1702	MOSL_LAKEVIEW_AVE_8" PVC_1030'_OBSL	(172,393)	(1,797)	1.39%	(2,396)
	05/01/24	R17-02B2.20-P-0122	STL County Water	Hydrants	Replacement	1702	MOSL_BEDFORD_DR_8" PVC_145'_OBSL	2,469	34	1.85%	46
	05/01/24	R17-02B2.20-P-0122	STL County Water	Main	Replacement	1702	MOSL_BEDFORD_DR_8" PVC_145'_OBSL	82,270	858	1.39%	1,144
	05/01/24	R17-02B2.24-P-0002	STL County Water	Hydrants	Replacement						

Missouri American Water Company
 WSIRA 6 (May 2024 to July 2024) Eligible Projects
 Relocations / Relocations

In Service	Date	Work Order	Tariff Group	Asset Type	Account	Profit Center	Work Order Description	Investment	Accum Dep	Dep Rate	Dep Exp
05/01/24	R17-0282.21-P-0584	STL County Water	Hydrants	Replacement	1702	MOSL_KATHLYN_DR_PH2_8" PVC_710'_OBSL	902	13	1.85%	17	
05/01/24	R17-0282.21-P-0584	STL County Water	Main	Replacement	1702	MOSL_KATHLYN_DR_PH2_8" PVC_710'_OBSL	13,826	144	1.39%	192	
05/01/24	R17-0282.21-P-0155	STL County Water	Hydrants	Replacement	1702	MOSL_LAREDO_AVE_8" PVC_880'_OBSL	5,587	78	1.85%	103	
05/01/24	R17-0282.21-P-0155	STL County Water	Main	Replacement	1702	MOSL_LAREDO_AVE_8" PVC_880'_OBSL	130,518	1,361	1.39%	1,814	
05/01/24	R17-0282.20-P-0181	STL County Water	Hydrants	Replacement	1702	MOSL_JUDY_CT_8" PVC_755'_OBSL	396	5	1.85%	7	
05/01/24	R17-0282.20-P-0181	STL County Water	Main	Replacement	1702	MOSL_JUDY_CT_8" PVC_755'_OBSL	6,501	68	1.39%	90	
05/01/24	R17-0282.21-P-0296	STL County Water	Hydrants	Replacement	1702	MOSL_KATHLYN_DR_PH1_8" PVC_1360'_OBSL	803	11	1.85%	15	
05/01/24	R17-0282.21-P-0296	STL County Water	Main	Replacement	1702	MOSL_KATHLYN_DR_PH1_8" PVC_1360'_OBSL	17,962	187	1.39%	250	
05/01/24	R17-0282.21-P-0328	STL County Water	Hydrants	Replacement	1702	MOSL_RIO_ST_8" PVC_670'_OBSL	44	1	1.83%	1	
05/01/24	R17-0282.21-P-0328	STL County Water	Main	Replacement	1702	MOSL_RIO_ST_8" PVC_670'_OBSL	789	8	1.39%	11	
05/01/24	R17-0282.21-P-0367	STL County Water	Hydrants	Replacement	1702	MOSL_FOURWYND_DR_8" PVC_850'_OBSL	2,983	41	1.85%	55	
05/01/24	R17-0282.21-P-0367	STL County Water	Main	Replacement	1702	MOSL_FOURWYND_DR_8" PVC_850'_OBSL	67,334	702	1.39%	936	
05/01/24	R17-0282.21-P-0371	STL County Water	Hydrants	Replacement	1702	MOSL_WYNDTOP_LN_8" PVC_435'_OBSL	2,644	37	1.85%	49	
05/01/24	R17-0282.21-P-0371	STL County Water	Main	Replacement	1702	MOSL_WYNDTOP_LN_8" PVC_435'_OBSL	30,878	322	1.39%	429	
05/01/24	R17-0282.21-P-0278	STL County Water	Hydrants	Replacement	1702	MOSL_FRANCIS_CT_6" PVC_270'_OBSL	3,211	45	1.85%	59	
05/01/24	R17-0282.21-P-0278	STL County Water	Main	Replacement	1702	MOSL_FRANCIS_CT_6" PVC_270'_OBSL	141,875	1,479	1.39%	1,972	
05/01/24	R17-0282.23-P-0051	STL County Water	Hydrants	Replacement	1702	MOSL_MARVALE_LN_8" PVC_770'_OBSL	145	2	1.85%	3	
05/01/24	R17-0282.23-P-0051	STL County Water	Main	Replacement	1702	MOSL_MARVALE_LN_8" PVC_770'_OBSL	4,593	48	1.39%	64	
05/01/24	R17-0282.23-P-0052	STL County Water	Hydrants	Replacement	1702	MOSL_GERMAN_SHERMAN_8" PVC_485'_OBSL	121	2	1.85%	2	
05/01/24	R17-0282.23-P-0052	STL County Water	Main	Replacement	1702	MOSL_GERMAN_SHERMAN_8" PVC_485'_OBSL	2,853	30	1.39%	40	
05/01/24	R17-0282.23-P-0011	STL County Water	Hydrants	Replacement	1702	MOSL_NEW_FLORISSANT_P3_12" DI_950'_OBSL	826	11	1.85%	15	
05/01/24	R17-0282.23-P-0011	STL County Water	Main	Replacement	1702	MOSL_NEW_FLORISSANT_P3_12" DI_950'_OBSL	16,158	168	1.39%	225	
05/01/24	R17-0282.23-P-0011	STL County Water	Meters	Replacement	1702	MOSL_NEW_FLORISSANT_P3_12" DI_950'_OBSL	722	13	2.40%	17	
05/01/24	R17-0282.23-P-0011	STL County Water	Services	Replacement	1702	MOSL_NEW_FLORISSANT_P3_12" DI_950'_OBSL	2,503	55	2.92%	73	
05/01/24	R17-0281.23-P-0019	STL County Water	Hydrants	Replacement	1702	MOSL_CHALET_CT_8" PVC_1270'_OBSL	(2,921)	(41)	1.85%	(54)	
05/01/24	R17-0281.23-P-0019	STL County Water	Main	Replacement	1702	MOSL_CHALET_CT_8" PVC_1270'_OBSL	(44,788)	(467)	1.39%	(623)	
05/01/24	R17-0282.21-P-0160	STL County Water	Hydrants	Replacement	1702	MOSL_SEDAN_DR_8" PVC_1345'_OBSL	11,110	154	1.85%	206	
05/01/24	R17-0282.21-P-0160	STL County Water	Main	Replacement	1702	MOSL_SEDAN_DR_8" PVC_1345'_OBSL	217,413	2,267	1.39%	3,022	
05/01/24	R17-0281.23-P-0022	STL County Water	Hydrants	Replacement	1702	MOSL_GRAESER_LN_8" PVC_585'_OBSL	2,885	40	1.85%	53	
05/01/24	R17-0281.23-P-0022	STL County Water	Main	Replacement	1702	MOSL_GRAESER_LN_8" PVC_585'_OBSL	91,362	952	1.39%	1,270	
05/01/24	R17-0281.22-P-0043	STL County Water	Hydrants	Replacement	1702	MOSL_CLAYMONT_DR_PH4_8" PVC_1200'_OBSL	89	1	1.85%	2	
05/01/24	R17-0281.22-P-0043	STL County Water	Main	Replacement	1702	MOSL_CLAYMONT_DR_PH4_8" PVC_1200'_OBSL	2,819	29	1.39%	39	
05/01/24	R17-0281.22-P-0027	STL County Water	Hydrants	Replacement	1702	MOSL_SPOEDE_HILLS_8" PVC_1300'_OBSL	2,099	29	1.85%	39	
05/01/24	R17-0281.22-P-0027	STL County Water	Main	Replacement	1702	MOSL_SPOEDE_HILLS_8" PVC_1300'_OBSL	49,322	514	1.39%	686	
05/01/24	R17-0282.21-P-0183	STL County Water	Hydrants	Replacement	1702	MOSL_REDFIR_DR_PH1_PVC_840'_OBSL	0	0	0.00%	0	
05/01/24	R17-0282.21-P-0183	STL County Water	Main	Replacement	1702	MOSL_REDFIR_DR_PH1_PVC_840'_OBSL	0	0	0.00%	0	
05/01/24	R17-72F1.24-P-0001	Other MO Water	Hydrants	Replacement	1708	MOIT-Hydrnt & Valves- Repl Blanket	9,471	131	1.85%	175	
05/01/24	R17-72F1.24-P-0001	Other MO Water	Hydrants	Replacement	1772	MOIT-Hydrnt & Valves- Repl Blanket	9,471	131	1.85%	175	
05/01/24	R17-1181.23-P-0013	Other MO Water	Hydrants	Replacement	1711	MOJP_WEST_B_9TH_AND_MONROE_REPLACEMENT	4	0	1.72%	0	
05/01/24	R17-1181.23-P-0013	Other MO Water	Main	Replacement	1711	MOJP_WEST_B_9TH_AND_MONROE_REPLACEMENT	52	1	1.40%	1	
05/01/24	R17-1181.23-P-0013	Other MO Water	Services	Replacement	1711	MOJP_WEST_B_9TH_AND_MONROE_REPLACEMENT	9	0	2.85%	0	
05/01/24	R17-0282.20-P-0139	STL County Water	Hydrants	Replacement	1702	MOSL_FLORENCE_PL_8" PVC_1675'_OBSL	689	10	1.85%	13	
05/01/24	R17-0282.20-P-0139	STL County Water	Main	Replacement	1702	MOSL_FLORENCE_PL_8" PVC_1675'_OBSL	18,358	191	1.39%	255	
05/01/24	R17-0282.21-P-0490	STL County Water	Hydrants	Replacement	1702	MOSL_HALE_DR_8" PVC_1750'_OBSL	107	1	1.85%	2	
05/01/24	R17-0282.21-P-0490	STL County Water	Main	Replacement	1702	MOSL_HALE_DR_8" PVC_1750'_OBSL	2,968	31	1.39%	41	
05/01/24	R17-0282.20-P-0178	STL County Water	Hydrants	Replacement	1702	MOSL_HILLVIEW_AVE_8" PVC_1020'_OBSL	0	0	0.00%	0	
05/01/24	R17-0282.20-P-0178	STL County Water	Main	Replacement	1702	MOSL_HILLVIEW_AVE_8" PVC_1020'_OBSL	0	0	0.00%	0	
05/01/24	R17-0281.22-P-0136	STL County Water	Hydrants	Replacement	1702	MOSL_CASTLELAIRE_PKWY_8" PVC_820'_OBSL	1,730	24	1.85%	32	
05/01/24	R17-0281.22-P-0136	STL County Water	Main	Replacement	1702	MOSL_CASTLELAIRE_PKWY_8" PVC_820'_OBSL	40,654	424	1.39%	565	
05/01/24	R17-24F1.24-P-0001	Other MO Water	Hydrants	Replacement	1724	MOMW-Hydrnt Vivs and Mnhls-Repl Blanket	2	0	1.46%	0	
05/01/24	R17-24H1.24-P-0001	Other MO Water	Meters	Replacement	1724	MOMW-Service and Laterals-Repl Blanket	4,373	79	2.40%	105	
05/01/24	R17-24H1.24-P-0001	Other MO Water	Services	Replacement	1724	MOMW-Service and Laterals-Repl Blanket	(1,708)	(37)	2.92%	(50)	
05/01/24	R17-02F1.24-P-0004	STL County Water	Hydrants	Replacement	1702	HYDRANTS JAN 15 - JAN 21 2024	10,777	150	1.85%	199	
05/01/24	R17-02F1.24-P-0004	STL County Water	Main	Replacement	1702	HYDRANTS JAN 15 - JAN 21 2024	479	5	1.39%	7	
05/01/24	R17-0282.23-P-0088	STL County Water	Hydrants	Replacement	1702	MOSL_BRUNSTON_DR_8" PVC_1120'_OBSL	216,758	3,008	1.85%	4,010	
05/01/24	R17-0282.23-P-0088	STL County Water	Main	Replacement	1702	MOSL_BRUNSTON_DR_8" PVC_1120'_OBSL	390,164	4,067	1.39%	5,423	
05/01/24	R17-0282.23-P-0073	STL County Water	Main	Replacement	1702	MOSL_PAGE_AVE_PH1_1000'_12" PVC_OBSL	24,100	251	1.39%	335	
05/01/24	R17-0282.21-P-0082	STL County Water	Hydrants	Replacement	1702	MOSL_HILL_AVE_8" PVC_1250'_OBSL	2,388	33	1.85%	44	
05/01/24	R17-0282.21-P-0082	STL County Water	Main	Replacement	1702	MOSL_HILL_AVE_8" PVC_1250'_OBSL	31,040	324	1.39%	431	
05/01/24	R17-0282.23-P-0016	STL County Water	Hydrants	Replacement	1702	MOSL_NEW_FLORISSANT_P8_12" DI_815'_OBSL	141	2	1.85%	3	
05/01/24	R17-0282.23-P-0016	STL County Water	Main	Replacement	1702	MOSL_NEW_FLORISSANT_P8_12" DI_815'_OBSL	3,317	35	1.39%	46	
05/01/24	R17-0282.23-P-0016	STL County Water	Meters	Replacement	1702	MOSL_NEW_FLORISSANT_P8_12" DI_815'_OBSL	317	6	2.40%	8	
05/01/24	R17-0282.23-P-0016	STL County Water	Services	Replacement	1702	MOSL_NEW_FLORISSANT_P8_12" DI_815'_OBSL	951	21	2.92%	28	
05/01/24	R17-0681.22-P-0002	Other MO Water	Hydrants	Replacement	1706	MOWB_REPL_M013_12"8"8"DI	145,673	2,021	1.85%	2,695	
05/01/24	R17-0681.22-P-0002	Other MO Water	Main	Replacement	1706	MOWB_REPL_M013_12"8"8"DI	1,503,627	15,675	1.39%	20,900	
05/01/24	R17-0681.22-P-0002	Other MO Water	Services	Replacement	1706	MOWB_REPL_M013_12"8"8"DI	247,967	5,430	2.92%	7,241	
05/01/24	I17-020237-01	STL County Water	Treatment	Replacement	1702	MOSL-CP_Emergency_Sewer_Repl	3,275,780	57,490	2.34%	76,653	
05/01/24	R17-02Q1.23-P-0158	STL County Water	Pumping	Replacement	1702	DLCC REPL OHLF P1-4 DV/ACT/POS IND	125,391	1,777	1.85%	2,370	
05/01/24	R17-0282.24-P-0003	STL County Water	Hydrants	Replacement	1702	MOSL_REAVIS_BARRACK_P3_12" PVC_950'_OBSL	417	6	1.85%	8	
05/01/24	R17-0282.24-P-0003	STL County Water	Main	Replacement	1702	MOSL_REAVIS_BARRACK_P3_12" PVC_950'_OBSL	7,600	79	1.39%	106	
05/01/24	R17-0282.24-P-0004	STL County Water	Hydrants	Replacement	1702	MOSL_Chevron Dr Ph2_8" PVC_1300'_OBSL	3,754	52	1.85%	69	
05/01/24	R17-0282.24-P-0004	STL County Water	Main	Replacement	1702	MOSL_Chevron Dr Ph2_8" PVC_1300'_OBSL	118,870	1,239	1.39%	1,652	
05/01/24	R17-0282.21-P-0406	STL County Water	Main	Replacement	1702	MOSL_LEMAY_FERRY_RDP3_12" PVC_1500'_OBSL	(1,041)	(11)	1.39%	(14)	
05/01/24	R17-0282.21-P-0089	STL County Water	Hydrants	Replacement	1702	MOSL_PAYNE_DR_8" PVC_1270'_OBSL	2,400	33	1.85%	44	
05/01/24	R17-0282.21-P-0089	STL County Water	Main	Replacement	1702	MOSL_PAYNE_DR_8" PVC_1270'_OBSL	18,985	198	1.39%	264	
05/01/24	R17-0282.21-P-0081	STL County Water	Hydrants	Replacement	1702	MOSL_YARMOOUTH_LN_8" PVC_355'_OBSL	10	0	1.82%	0	
05/01/24	R17-0282.21-P-0081	STL County Water	Main	Replacement	1702	MOSL_YARMOOUTH_LN_8" PVC_355'_OBSL	960	10	1.39%	13	
05/01/24	R17-0282.21-P-0088	STL County Water	Hydrants	Replacement	1702	MOSL_DUPREE_DR_8" PVC_1050'_OBSL	(6,653)	(92)	1.85%	(123)	
05/01/24	R17-0282.21-P-0088	STL County Water	Main	Replacement	1702	MOSL_DUPREE_DR_8" PVC_1050'_OBSL	(123,740)	(1,290)	1.39%	(1,720)	
05/01/24	R17-0282.21-P-0086	STL County Water	Hydrants	Replacement	1702	MOSL_BEHE_DR_8" PVC_1160'_OBSL	5,497	76	1.85%	102	
05/01/24	R17-0282.21-P-0086	STL County Water	Main	Replacement	1702	MOSL_BEHE_DR_8" PVC_1160'_OBSL	102,248	1,066	1.39%	1,421	
05/01/24	R17-0282.21-P-0084	STL County Water	Hydrants	Replacement	1702	MOSL_FALMOUTH_DR_8" PVC_1015'_OBSL	3,314	46	1.85%	61	
05/01/24	R17-0282.21-P-0084	STL County Water	Main	Replacement	1702	MOSL_FALMOUTH_DR_8" PVC_1015'_OBSL	104,939	1,094	1.39%	1,459	
05/01/24	R17-1181.23-P-0011	Other MO Water	Hydrants	Replacement	1711	MOJP_EAST_AREA_MCCONNELL_REPLACEMENT	1,473	20	1.85%	27	
05/01/24	R17-1181.23-P-0011	Other MO Water	Main	Replacement	1711	MOJP_EAST_AREA_MCCONNELL_REPLACEMENT	3,430	36	1.39%	48	
05/01/24	R17-1081.24-P-0006	Other MO Water	Main	Replacement	1710	MOMX_1200_SMorris_6" Vlv_Replc	(804)	(8)	1.39%	(11)	
05/01/24	R17-0381.23-P-0007	Other MO Water	Hydrants	Replacement	1703	MOSI REPL Gene Field	394	5	1.85%	7	
05/01/24	R17-0381.23-P-0007	Other MO Water	Main	Replacement	1703	MOSI REPL Gene Field	4,435	46	1.39%	62	
05/01/24	R17-1281.24-P-0005	Other MO Water	Main	Replacement	1712	MOIC_Rpl_Valve_Monroe_&_E_McCarty	1,510	16	1.39%	21	
05/01/24	R17-0282.21-P-0158	STL County Water	Hydrants	Replacement	1702	MOSL_TERRYVILLE_DR_8" PVC_715'_OBSL	895	12	1.85%	17	
05/01/24	R17-0282.21-P-0158	STL County Water	Main	Replacement	1702	MOSL_TERRYVILLE_DR_8" PVC_715'_OBSL	86,789	905	1.39%	1,206	
05/01/24	R17-0282.21-P-0101	STL County Water	Hydrants	Replacement	1702	MOSL_MONTAUK_DR_8" PVC_1250'_OBSL	58,508	812	1.85%	1,082	
05/01/24	R17-0282.21-P-0101	STL County Water	Main	Replacement	1702	MOSL_MONTAUK_DR_8" PVC_1250'_OBSL	146,271	1,525	1.39%	2,033	
05/01/24	R17-0881.23-P-0002	Other MO Water	Hydrants	Replacement	1708	MOSL_MARLTON_LN_8" PVC_920'_OBSL	10	0	1.83%	0	
05/01/24	R17-0881.23-P-0002	Other MO Water	Main	Replacement	1708	MOSL_MARLTON_LN_8" PVC_920'_OBSL	312	3	1.39%	4	
05/01/24	R17-0282.23-P-0049	STL County Water	Hydrants	Replacement	1702	MOSL_MARLTON_LN_8" PVC_920'_OBSL	2,370	33	1.85%	44	
05/01											

Missouri American Water Company
 WSIRA 6 (May 2024 to July 2024) Eligible Projects
 Replacements / Relocations

In Service	Date	Work Order	Tariff Group	Asset Type	Account	Profit Center	Work Order Description	Investment	Accum Dep	Dep Rate	Dep Exp
	05/01/24	R17-0282.23-P-0015	STL County Water	Meters	Replacement	1702	MOSL_NEW_FLORISSANT_P7_12" DI_1020'_OBSL	859	15	2.40%	21
	05/01/24	R17-0282.23-P-0015	STL County Water	Services	Replacement	1702	MOSL_NEW_FLORISSANT_P7_12" DI_1020'_OBSL	2,576	56	2.92%	75
	05/01/24	R17-1181.23-P-0009	Other MO Water	Hydrants	Replacement	1711	MOJP 2nd @ McCoy	2,053	28	1.85%	38
	05/01/24	R17-1181.23-P-0009	Other MO Water	Main	Replacement	1711	MOJP 2nd @ McCoy	37,418	390	1.39%	520
	05/01/24	R17-1181.23-P-0009	Other MO Water	Services	Replacement	1711	MOJP 2nd @ McCoy	5,670	124	2.92%	166
	05/01/24	R17-0282.21-P-0297	STL County Water	Hydrants	Replacement	1702	MOSL_MARSHALL_RD_8" PVC_600'_OBSL	2,074	29	1.85%	38
	05/01/24	R17-0282.21-P-0297	STL County Water	Main	Replacement	1702	MOSL_MARSHALL_RD_8" PVC_600'_OBSL	33,300	344	1.39%	459
	05/01/24	R17-0282.21-P-0185	STL County Water	Hydrants	Replacement	1702	MOSL_JANUARY_AVE_8" PVC_1400'_OBSL	0	0	0.00%	0
	05/01/24	R17-0282.21-P-0185	STL County Water	Main	Replacement	1702	MOSL_JANUARY_AVE_8" PVC_1400'_OBSL	0	0	0.00%	0
	05/01/24	R17-0282.21-P-0275	STL County Water	Hydrants	Replacement	1702	MOSL_GORDON_AVE_PH1_8" PVC_1200'_OBSL	6,769	94	1.85%	125
	05/01/24	R17-0282.21-P-0275	STL County Water	Main	Replacement	1702	MOSL_GORDON_AVE_PH1_8" PVC_1200'_OBSL	175,133	1,826	1.39%	2,434
	05/01/24	R17-0381.24-P-0004	Other MO Water	Main	Replacement	1703	MOSI REPL 19th St	12,809	134	1.39%	178
	05/01/24	R17-0381.24-P-0004	Other MO Water	Services	Replacement	1703	MOSI REPL 19th St	132	3	2.92%	4
	05/01/24	R17-02F2.22-P-0016	STL County Water	Hydrants	Replacement	1702	MOSL_ELIZABETH_AVE_FH_RELO	43,329	601	1.85%	802
	05/01/24	R17-0282.21-P-0094	STL County Water	Hydrants	Replacement	1702	MOSL_FERMO_DR_8" PVC_875'_OBSL	2,165	30	1.85%	40
	05/01/24	R17-0282.21-P-0094	STL County Water	Main	Replacement	1702	MOSL_FERMO_DR_8" PVC_875'_OBSL	19,053	199	1.39%	265
	05/01/24	R17-0282.21-P-0091	STL County Water	Hydrants	Replacement	1702	MOSL_ANABEL_DR_8" PVC_1050'_OBSL	6,976	97	1.85%	129
	05/01/24	R17-0282.21-P-0091	STL County Water	Main	Replacement	1702	MOSL_ANABEL_DR_8" PVC_1050'_OBSL	129,757	1,353	1.39%	1,804
	05/01/24	R17-0282.21-P-0083	STL County Water	Hydrants	Replacement	1702	MOSL_ROCKINGHAM_DR_8" PVC_1235'_OBSL	10,317	143	1.85%	191
	05/01/24	R17-0282.21-P-0083	STL County Water	Main	Replacement	1702	MOSL_ROCKINGHAM_DR_8" PVC_1235'_OBSL	134,929	1,407	1.39%	1,876
	05/01/24	R17-0282.21-P-0079	STL County Water	Hydrants	Replacement	1702	MOSL_HASTINGS_LN_8" PVC_885'_OBSL	50	1	1.84%	1
	05/01/24	R17-0282.21-P-0079	STL County Water	Main	Replacement	1702	MOSL_HASTINGS_LN_8" PVC_885'_OBSL	436	5	1.39%	6
	05/01/24	R17-0282.20-P-0121	STL County Water	Hydrants	Replacement	1702	MOSL_SALEM_RD_8" PVC_1010'_OBSL	47	1	1.85%	1
	05/01/24	R17-0282.20-P-0121	STL County Water	Main	Replacement	1702	MOSL_SALEM_RD_8" PVC_1010'_OBSL	772	8	1.39%	11
	05/01/24	R17-0282.21-P-0369	STL County Water	Hydrants	Replacement	1702	MOSL_WIND_RUSH_CRK_W_8" PVC_1230'_OBSL	174	2	1.85%	3
	05/01/24	R17-0282.21-P-0369	STL County Water	Main	Replacement	1702	MOSL_WIND_RUSH_CRK_W_8" PVC_1230'_OBSL	5,706	59	1.39%	79
	05/01/24	R17-0282.21-P-0188	STL County Water	Hydrants	Replacement	1702	MOSL_ROXBURY_DR_8" PVC_875'_OBSL	572	8	1.85%	11
	05/01/24	R17-0282.21-P-0188	STL County Water	Main	Replacement	1702	MOSL_ROXBURY_DR_8" PVC_875'_OBSL	10,648	111	1.39%	148
	05/01/24	R17-0282.21-P-0326	STL County Water	Hydrants	Replacement	1702	MOSL_MENDOZA_AVE_8" PVC_1070'_OBSL	2,397	33	1.85%	44
	05/01/24	R17-0282.21-P-0326	STL County Water	Main	Replacement	1702	MOSL_MENDOZA_AVE_8" PVC_1070'_OBSL	31,953	333	1.39%	444
	05/01/24	R17-0282.21-P-0213	STL County Water	Hydrants	Replacement	1702	MOSL_FAY_DR_8" PVC_1420'_OBSL	3,803	53	1.85%	70
	05/01/24	R17-0282.21-P-0213	STL County Water	Main	Replacement	1702	MOSL_FAY_DR_8" PVC_1420'_OBSL	152,206	1,585	1.39%	2,113
	05/01/24	R17-0282.21-P-0211	STL County Water	Hydrants	Replacement	1702	MOSL_EVERGREEN_BLDV_8" PVC_1550'_OBSL	10,304	143	1.85%	191
	05/01/24	R17-0282.21-P-0211	STL County Water	Main	Replacement	1702	MOSL_EVERGREEN_BLDV_8" PVC_1550'_OBSL	238,341	2,485	1.39%	3,313
	05/01/24	R17-0282.21-P-0152	STL County Water	Hydrants	Replacement	1702	MOSL_KENNY_DR_8" PVC_405'_OBSL	1,037	14	1.85%	19
	05/01/24	R17-0282.21-P-0152	STL County Water	Main	Replacement	1702	MOSL_KENNY_DR_8" PVC_405'_OBSL	11,129	116	1.39%	155
	05/01/24	R17-0282.21-P-0494	STL County Water	Hydrants	Replacement	1702	MOSL_RADIO_DR_8" PVC_750'_OBSL	3,928	55	1.85%	73
	05/01/24	R17-0282.21-P-0494	STL County Water	Main	Replacement	1702	MOSL_RADIO_DR_8" PVC_750'_OBSL	93,500	975	1.39%	1,300
	05/01/24	R17-0282.20-P-0182	STL County Water	Hydrants	Replacement	1702	MOSL_SIDES_CT_8" PVC_180'_OBSL	58	1	1.85%	1
	05/01/24	R17-0282.20-P-0182	STL County Water	Main	Replacement	1702	MOSL_SIDES_CT_8" PVC_180'_OBSL	1,834	19	1.39%	25
	05/01/24	R17-0282.20-P-0123	STL County Water	Hydrants	Replacement	1702	MOSL_BARNSTABLE_CT_8" PVC_190'_OBSL	1,458	20	1.85%	27
	05/01/24	R17-0282.20-P-0123	STL County Water	Main	Replacement	1702	MOSL_BARNSTABLE_CT_8" PVC_190'_OBSL	65,035	678	1.39%	904
	05/01/24	R17-0282.23-P-0081	STL County Water	Main	Replacement	1702	MOSL_GREENPARK_BORE_12" HDPE_300'_OBSL	439	5	1.39%	6
	05/01/24	R17-0282.23-P-0035	STL County Water	Hydrants	Replacement	1702	MOSL_REAVIS_BARRACKS_RD_12" DI_650'_OBSL	0	0	0.00%	0
	05/01/24	R17-0282.23-P-0035	STL County Water	Main	Replacement	1702	MOSL_REAVIS_BARRACKS_RD_12" DI_650'_OBSL	0	0	0.00%	0
	05/01/24	R17-0282.21-P-0078	STL County Water	Hydrants	Replacement	1702	MOSL_N_HILLS_LN_8" PVC_945'_OBSL	36	1	1.85%	1
	05/01/24	R17-0282.21-P-0078	STL County Water	Main	Replacement	1702	MOSL_N_HILLS_LN_8" PVC_945'_OBSL	661	7	1.39%	9
	05/01/24	R17-0282.20-P-0190	STL County Water	Hydrants	Replacement	1702	MOSL_FAIRHAVEN_DR_8" PVC_840'_OBSL	275	4	1.85%	5
	05/01/24	R17-0282.20-P-0190	STL County Water	Main	Replacement	1702	MOSL_FAIRHAVEN_DR_8" PVC_840'_OBSL	5,093	53	1.39%	71
	05/01/24	R17-0282.20-P-0188	STL County Water	Hydrants	Replacement	1702	MOSL_WHITSTONE_CT_8" PVC_940'_OBSL	30	0	1.86%	1
	05/01/24	R17-0282.20-P-0188	STL County Water	Main	Replacement	1702	MOSL_WHITSTONE_CT_8" PVC_940'_OBSL	4,457	46	1.39%	62
	05/01/24	R17-0282.21-P-0191	STL County Water	Hydrants	Replacement	1702	MOSL_BRENTFORD_DR_8" PVC_835'_OBSL	0	0	0.00%	0
	05/01/24	R17-0282.21-P-0191	STL County Water	Main	Replacement	1702	MOSL_BRENTFORD_DR_8" PVC_835'_OBSL	0	0	0.00%	0
	05/01/24	R17-0281.23-P-0023	STL County Water	Hydrants	Replacement	1702	MOSL_MARY_MEADOWS_LN_8" PVC_1070'_OBSL	1,573	22	1.85%	29
	05/01/24	R17-0281.23-P-0023	STL County Water	Main	Replacement	1702	MOSL_MARY_MEADOWS_LN_8" PVC_1070'_OBSL	49,824	519	1.39%	693
	05/01/24	R17-53H1.24-P-0001	Other MO Water	Meters	Replacement	1753	MOLS-Service and Laterals- Replaced	3,722	67	2.40%	89
	05/01/24	R17-53H1.24-P-0001	Other MO Water	Services	Replacement	1753	MOLS-Service and Laterals- Replaced	5,514	121	2.92%	161
	05/01/24	R17-0282.21-P-0149	STL County Water	Main	Replacement	1702	MOSL_GREENLAND_LN_8" PVC_500'_OBSL	102,477	1,068	1.39%	1,424
	05/01/24	R17-0282.21-P-0373	STL County Water	Hydrants	Replacement	1702	MOSL_LAKE_VIEW_DR_8" PVC_810'_OBSL	8,077	112	1.85%	149
	05/01/24	R17-0282.21-P-0373	STL County Water	Main	Replacement	1702	MOSL_LAKE_VIEW_DR_8" PVC_810'_OBSL	70,677	737	1.39%	982
	05/01/24	R17-0282.21-P-0373	STL County Water	Meters	Replacement	1702	MOSL_LAKE_VIEW_DR_8" PVC_810'_OBSL	10,097	182	2.40%	242
	05/01/24	R17-0282.21-P-0373	STL County Water	Services	Replacement	1702	MOSL_LAKE_VIEW_DR_8" PVC_810'_OBSL	10,097	221	2.92%	295
	05/01/24	R17-0282.21-P-0492	STL County Water	Hydrants	Replacement	1702	MOSL_ERIE_DR_8" PVC_850'_OBSL	774	11	1.85%	14
	05/01/24	R17-0282.21-P-0492	STL County Water	Main	Replacement	1702	MOSL_ERIE_DR_8" PVC_850'_OBSL	21,014	219	1.39%	292
	05/01/24	R17-0282.21-P-0212	STL County Water	Hydrants	Replacement	1702	MOSL_FAIRBANKS_DR_8" PVC_920'_OBSL	758	11	1.85%	14
	05/01/24	R17-0282.21-P-0212	STL County Water	Main	Replacement	1702	MOSL_FAIRBANKS_DR_8" PVC_920'_OBSL	22,245	232	1.39%	309
	05/01/24	R17-0282.21-P-0219	STL County Water	Hydrants	Replacement	1702	MOSL_WHITEWATER_DR_8" PVC_390'_OBSL	1,135	16	1.85%	21
	05/01/24	R17-0282.21-P-0219	STL County Water	Main	Replacement	1702	MOSL_WHITEWATER_DR_8" PVC_390'_OBSL	14,360	150	1.39%	200
	05/01/24	R17-0282.21-P-0325	STL County Water	Hydrants	Replacement	1702	MOSL_TRAMPE_AVE_8" PVC_1675'_OBSL	2,157	30	1.85%	40
	05/01/24	R17-0282.21-P-0370	STL County Water	Hydrants	Replacement	1702	MOSL_TRAMPE_AVE_8" PVC_1675'_OBSL	113,744	1,186	1.39%	1,581
	05/01/24	R17-0282.21-P-0370	STL County Water	Main	Replacement	1702	MOSL_WIND_RUSH_CRK_E_8" PVC_720'_OBSL	315	4	1.85%	6
	05/01/24	R17-0282.21-P-0370	STL County Water	Main	Replacement	1702	MOSL_WIND_RUSH_CRK_E_8" PVC_720'_OBSL	36,290	378	1.39%	500
	05/01/24	R17-0282.21-P-0309	STL County Water	Hydrants	Replacement	1702	MOSL_SADIE_AVE_8" PVC_1300'_OBSL	(984)	(14)	1.85%	(18)
	05/01/24	R17-0282.21-P-0309	STL County Water	Main	Replacement	1702	MOSL_SADIE_AVE_8" PVC_1300'_OBSL	(102,817)	(1,072)	1.39%	(1,429)
	05/01/24	I17-110029-01	Other MO Water	Hydrants	Replacement	1711	MOJP-Moffet-Area_Main_Repl	5,143	71	1.85%	95
	05/01/24	I17-110029-01	Other MO Water	Main	Replacement	1711	MOJP-Moffet-Area_Main_Repl	48,360	504	1.39%	672
	05/01/24	I17-110029-01	Other MO Water	Services	Replacement	1711	MOJP-Moffet-Area_Main_Repl	13,739	301	2.92%	401
	05/01/24	R17-0282.21-P-0301	STL County Water	Hydrants	Replacement	1702	MOSL_BRUNSTON_DR_PHASE 1_8" PVC_1050'_OB	229,840	3,189	1.85%	4,252
	05/01/24	R17-0282.21-P-0301	STL County Water	Main	Replacement	1702	MOSL_BRUNSTON_DR_PHASE 1_8" PVC_1050'_OB	333,268	3,474	1.39%	4,632
	05/01/24	R17-0282.21-P-0189	STL County Water	Hydrants	Replacement	1702	MOSL_ELEANOR_KAY_DR_8" PVC_915'_OBSL	1,294	18	1.85%	24
	05/01/24	R17-0282.21-P-0189	STL County Water	Main	Replacement	1702	MOSL_ELEANOR_KAY_DR_8" PVC_915'_OBSL	19,848	207	1.39%	276
	05/01/24	R17-0282.21-P-0187	STL County Water	Hydrants	Replacement	1702	MOSL_ROSEGARDEN_NORTH_8" PVC_1370'_OBSL	(10,832)	(150)	1.85%	(200)
	05/01/24	R17-0282.21-P-0187	STL County Water	Main	Replacement	1702	MOSL_ROSEGARDEN_NORTH_8" PVC_1370'_OBSL	(166,086)	(1,731)	1.39%	(2,309)
	05/01/24	R17-0282.21-P-0153	STL County Water	Hydrants	Replacement	1702	MOSL_JEFFERSON_BARRACKS_8" PVC_740'_OBSL	16,657	231	1.85%	308
	05/01/24	R17-0282.21-P-0153	STL County Water	Main	Replacement	1702	MOSL_JEFFERSON_BARRACKS_8" PVC_740'_OBSL	186,117	1,940	1.39%	2,587
	05/01/24	R17-0281.22-P-0166	STL County Water	Hydrants	Replacement	1702	MOSL_SHAPFIELD_LN_8" PVC_1400'_OBSL	(1,738)	(24)	1.85%	(32)
	05/01/24	R17-0281.22-P-0166	STL County Water	Main	Replacement	1702	MOSL_SHAPFIELD_LN_8" PVC_1400'_OBSL	(55,048)	(574)	1.39%	(765)
	05/01/24	R17-0282.21-P-0156	STL County Water	Hydrants	Replacement	1702	MOSL_SIGSBEE_AVE_8" PVC_425'_OBSL	564	8	1.85%	10
	05/01/24	R17-0282.21-P-0156	STL County Water	Main	Replacement	1702	MOSL_SIGSBEE_AVE_8" PVC_425'_OBSL	54,681	570	1.39%	760
	05/01/24	R17-0282.21-P-0159	STL County Water	Hydrants	Replacement	1702	MOSL_MEL-NOR_LN_8" PVC_1195'_OBSL	42,394	588	1.85%	784
	05/01/24	R17-0282.21-P-0159	STL County Water	Main	Replacement	1702	MOSL_MEL-NOR_LN_8" PVC_1195'_OBSL	61,471	641	1.39%	854
	05/01/24	R17-0282.21-P-0162	STL County Water	Hydrants	Replacement	1702	MOSL_ESTES_PKEY_8" PVC_1230'_OBSL	41,344	574	1.85%	765
	05/01/24	R17-0282.21-P-0162	STL County Water	Main	Replacement	1702	MOSL_ESTES_PKEY_8" PVC_1230'_OBSL	65,280	681	1.39%	907
	05/01/24	R17-02									

Missouri American Water Company
 WSIRA 6 (May 2024 to July 2024) Eligible Projects
 Relocations / Relocations

In Service	Date	Work Order	Tariff Group	Asset Type	Account	Profit Center	Work Order Description	Investment	Accum Dep	Depr Rate	Dep Exp
	05/01/24	R17-0282.21-P-0368	STL County Water	Hydrants	Replacement	1702	MOSL_TUREEN_DR_8" PVC_1410' OBSL	455	6	1.85%	8
	05/01/24	R17-0282.21-P-0368	STL County Water	Main	Replacement	1702	MOSL_TUREEN_DR_8" PVC_1410' OBSL	9,250	96	1.39%	129
	05/01/24	R17-0282.22-P-0339	STL County Water	Hydrants	Replacement	1702	MOSL_NATURAL_BRIDGE_P2_12" DI_1000' OBSL	0	0	0.00%	0
	05/01/24	R17-0282.22-P-0339	STL County Water	Main	Replacement	1702	MOSL_NATURAL_BRIDGE_P2_12" DI_1000' OBSL	0	0	0.00%	0
	05/01/24	R17-0282.21-P-0374	STL County Water	Hydrants	Replacement	1702	MOSL_OAK_DR_8" PVC_1150' OBSL	5,254	73	1.85%	97
	05/01/24	R17-0282.21-P-0374	STL County Water	Main	Replacement	1702	MOSL_OAK_DR_8" PVC_1150' OBSL	45,319	472	1.39%	630
	05/01/24	R17-0282.21-P-0374	STL County Water	Meters	Replacement	1702	MOSL_OAK_DR_8" PVC_1150' OBSL	9,852	177	2.40%	236
	05/01/24	R17-0282.21-P-0374	STL County Water	Services	Replacement	1702	MOSL_OAK_DR_8" PVC_1150' OBSL	3,941	86	2.92%	115
	05/01/24	R17-10F1.24-P-0001	Other MO Water	Hydrants	Replacement	1710	MOMX-Hydrant Vils and Mnhs-Rep Blanket	8,160	113	1.85%	151
	05/01/24	R17-02Q1.23-P-0067	STL County Water	Pumping	Replacement	1702	CCP: REPL B Diesel Pump Check Valve	(298)	(4)	1.89%	(6)
	05/01/24	I17-020198-02	STL County Water	Pumping	Replacement	1702	MOSL-CP_New_RDP_Lime Slaker_Phil	305	4	1.89%	6
	05/01/24	I17-020198-02	STL County Water	Treatment	Replacement	1702	MOSL-CP_New_RDP_Lime Slaker_Phil	3,340	55	2.18%	73
	05/01/24	R17-0282.23-P-0083	STL County Water	Main	Replacement	1702	MOSL_SALERNO_DR_ESMT_8" PVC_370' OBSL	0	0	0.00%	0
	05/01/24	R17-0111.24-P-0010	STL County Water	SCADA	Replacement	1702	SL DLCC Wholesale Meter Panels REPL	8,945	386	5.76%	515
	05/01/24	R17-0282.21-P-0484	STL County Water	Hydrants	Replacement	1702	MOSL_CAPAC_CT_8" PVC_250' OBSL	313	4	1.85%	6
	05/01/24	R17-0282.21-P-0484	STL County Water	Main	Replacement	1702	MOSL_CAPAC_CT_8" PVC_250' OBSL	30,316	316	1.39%	421
	05/01/24	R17-0282.21-P-0499	STL County Water	Hydrants	Replacement	1702	MOSL_AMONA_DR_8" PVC_1000' OBSL	8,181	114	1.85%	151
	05/01/24	R17-0282.21-P-0499	STL County Water	Main	Replacement	1702	MOSL_AMONA_DR_8" PVC_1000' OBSL	118,229	1,233	1.39%	1,643
	05/01/24	R17-0282.21-P-0498	STL County Water	Hydrants	Replacement	1702	MOSL_AMONA_DR_8" PVC_350' OBSL	844	12	1.85%	16
	05/01/24	R17-0282.21-P-0498	STL County Water	Main	Replacement	1702	MOSL_AMONA_CT_8" PVC_350' OBSL	47,926	500	1.39%	666
	05/01/24	R17-0282.21-P-0329	STL County Water	Main	Replacement	1702	MOSL_SORIA_ST_8" PVC_570' OBSL	55,449	578	1.39%	771
	05/01/24	R17-0282.21-P-0327	STL County Water	Main	Replacement	1702	MOSL_LAVIDA_AVE_8" PVC_1375' OBSL	38,294	399	1.39%	532
	05/01/24	R17-0282.21-P-0098	STL County Water	Hydrants	Replacement	1702	MOSL_LINFRED_DR_8" PVC_550' OBSL	27,776	385	1.85%	514
	05/01/24	R17-0282.21-P-0098	STL County Water	Main	Replacement	1702	MOSL_LINFRED_DR_8" PVC_550' OBSL	35,527	370	1.39%	494
	05/01/24	R17-0282.21-P-0096	STL County Water	Hydrants	Replacement	1702	MOSL_DECORAH_DR_8" PVC_1615' OBSL	87,575	1,215	1.85%	1,620
	05/01/24	R17-0282.21-P-0096	STL County Water	Main	Replacement	1702	MOSL_DECORAH_DR_8" PVC_1615' OBSL	74,356	775	1.39%	1,034
	05/01/24	R17-0281.22-P-0125	STL County Water	Hydrants	Replacement	1702	MOSL_CLAYMONT_DR_PH2_8" PVC_1600' OBSL	12,301	171	1.85%	228
	05/01/24	R17-0281.22-P-0125	STL County Water	Main	Replacement	1702	MOSL_CLAYMONT_DR_PH2_8" PVC_1600' OBSL	389,527	4,061	1.39%	5,414
	05/01/24	R17-02Q1.23-P-0011	STL County Water	Pumping	Replacement	1702	ERKA - Booster Site Pressure Sensors	61,920	878	1.89%	1,170
	05/01/24	R17-02F1.24-P-0012	STL County Water	Hydrants	Replacement	1702	HYDRANTS APR 1 - APR 30 2024	200,686	2,784	1.85%	3,713
	05/01/24	R17-02F1.24-P-0012	STL County Water	Main	Replacement	1702	HYDRANTS APR 1 - APR 30 2024	9,665	101	1.39%	134
	05/01/24	R17-03F1.21-P-0003	Other MO Water	Hydrants	Replacement	1703	MOSL_REPL_SAMPLE_STATION_#1	8,759	122	1.85%	162
	05/01/24	R17-0282.21-P-0092	STL County Water	Hydrants	Replacement	1702	MOSL_ELKAN_AVE_8" PVC_900' OBSL	1,848	26	1.85%	34
	05/01/24	R17-0282.21-P-0092	STL County Water	Main	Replacement	1702	MOSL_ELKAN_AVE_8" PVC_900' OBSL	34,382	358	1.39%	478
	05/01/24	R17-0282.21-P-0482	STL County Water	Main	Replacement	1702	MOSL_PASCHAL_DR_8" PVC_320' OBSL	10,865	113	1.39%	151
	05/01/24	R17-12H1.24-P-0001	Other MO Water	Services	Replacement	1712	MOJC Services and Laterals-Blanket	10,681	234	2.92%	312
	05/01/24	R17-10B1.24-P-0005	Other MO Water	Main	Replacement	1710	MOMX_1115 Emmons 2" Vlv_Replic	(184)	(2)	1.39%	(3)
	05/01/24	R17-10B1.24-P-0004	Other MO Water	Main	Replacement	1710	MOMX_825_W_Bldv 6" Vlv_Replic	0	0	0.00%	0
	05/01/24	R17-02Q1.24-P-0006	STL County Water	Main	Replacement	1702	SCP: REPL Hyd North of North Softener	(12,374)	(183)	1.97%	(244)
	05/01/24	R17-0282.21-P-0298	STL County Water	Hydrants	Replacement	1702	MOSL_MCKIBBON_RD_8" PVC_910' OBSL	9,343	130	1.85%	173
	05/01/24	R17-0282.21-P-0298	STL County Water	Main	Replacement	1702	MOSL_MCKIBBON_RD_8" PVC_910' OBSL	269,456	2,809	1.39%	3,745
	05/01/24	R17-68B1.23-P-0003	Other MO Water	Hydrants	Replacement	1768	MOSW_REPL_lvie - Replacement of 2175 LF	322	4	1.85%	6
	05/01/24	R17-68B1.23-P-0003	Other MO Water	Main	Replacement	1768	MOSW_REPL_lvie - Replacement of 2175 LF	10,198	106	1.39%	142
	05/01/24	R17-0282.21-P-0330	STL County Water	Hydrants	Replacement	1702	MOSL_BURGOS_ST_8" PVC_520' OBSL	87	1	1.84%	2
	05/01/24	R17-0282.21-P-0330	STL County Water	Main	Replacement	1702	MOSL_BURGOS_ST_8" PVC_520' OBSL	1,464	15	1.39%	20
	05/01/24	R17-0282.21-P-0280	STL County Water	Main	Replacement	1702	MOSL_CENTRAL_DR_8" PVC_300' OBSL	0	0	0.00%	0
	05/01/24	R17-10B1.24-P-0008	Other MO Water	Main	Replacement	1710	MOMX E Love 8" Replacement	9,377	98	1.39%	130
	05/01/24	R17-0282.21-P-0496	STL County Water	Hydrants	Replacement	1702	MOSL_NEMO_DR_8" PVC_1200' OBSL	9,008	125	1.85%	167
	05/01/24	R17-0282.21-P-0496	STL County Water	Main	Replacement	1702	MOSL_NEMO_DR_8" PVC_1200' OBSL	172,717	1,801	1.39%	2,401
	05/01/24	R17-49C1.24-P-0001	Other MO Water	Main	Replacement	1749	MORX-Mains-Unscheduled	438	5	1.39%	6
	05/01/24	R17-0282.20-P-0141	STL County Water	Hydrants	Replacement	1702	MOSL_GARESCH_AVE_8" PVC_790' OBSL	1,052	15	1.85%	19
	05/01/24	R17-0282.20-P-0141	STL County Water	Main	Replacement	1702	MOSL_GARESCH_AVE_8" PVC_790' OBSL	26,580	277	1.39%	369
	05/01/24	R17-23C1.24-P-0001	Other MO Water	Main	Replacement	1723	MOWH-Mains-Unscheduled	4,879	51	1.39%	68
	05/01/24	R17-0282.21-P-0493	STL County Water	Hydrants	Replacement	1702	MOSL_DAMSON_DR_8" PVC_930' OBSL	4,325	60	1.85%	80
	05/01/24	R17-0282.21-P-0493	STL County Water	Main	Replacement	1702	MOSL_DAMSON_DR_8" PVC_930' OBSL	128,300	1,338	1.39%	1,783
	05/01/24	R17-0282.21-P-0491	STL County Water	Hydrants	Replacement	1702	MOSL_AVILA_DR_8" PVC_850' OBSL	869	12	1.85%	16
	05/01/24	R17-0282.21-P-0491	STL County Water	Main	Replacement	1702	MOSL_AVILA_DR_8" PVC_850' OBSL	11,783	123	1.39%	164
	05/01/24	R17-0282.21-P-0148	STL County Water	Hydrants	Replacement	1702	MOSL_BRILLIANT_LN_8" PVC_1570' OBSL	18,249	253	1.85%	338
	05/01/24	R17-0282.21-P-0148	STL County Water	Main	Replacement	1702	MOSL_BRILLIANT_LN_8" PVC_1570' OBSL	228,332	2,380	1.39%	3,174
	05/01/24	R17-0282.21-P-0097	STL County Water	Hydrants	Replacement	1702	MOSL_GRAELER_DR_8" PVC_1340' OBSL	5,757	80	1.85%	107
	05/01/24	R17-0282.21-P-0097	STL County Water	Main	Replacement	1702	MOSL_GRAELER_DR_8" PVC_1340' OBSL	370,357	3,861	1.39%	5,148
	05/01/24	R17-08H1.24-P-0001	Other MO Water	Services	Replacement	1708	MOBR:Services and Laterals-Rep Blanket	(263)	(6)	2.92%	(8)
	05/01/24	R17-0281.24-P-0005	STL County Water	Hydrants	Replacement	1702	MOSL_CHARBONIER_RD_PH2_8" PVC_1020' OBSL	29,811	414	1.85%	552
	05/01/24	R17-0281.24-P-0005	STL County Water	Main	Replacement	1702	MOSL_CHARBONIER_RD_PH2_8" PVC_1020' OBSL	335,376	3,496	1.39%	4,662
	05/01/24	R17-0282.21-P-0036	STL County Water	Hydrants	Replacement	1702	MOSL_CREVE_COEUR_AVE_6" PVC_640' OBSL	7,423	103	1.85%	137
	05/01/24	R17-0282.21-P-0036	STL County Water	Main	Replacement	1702	MOSL_CREVE_COEUR_AVE_6" PVC_640' OBSL	75,807	790	1.39%	1,054
	05/01/24	R17-0282.21-P-0036	STL County Water	Meters	Replacement	1702	MOSL_CREVE_COEUR_AVE_6" PVC_640' OBSL	6,748	121	2.40%	162
	05/01/24	R17-0282.21-P-0036	STL County Water	Services	Replacement	1702	MOSL_CREVE_COEUR_AVE_6" PVC_640' OBSL	20,245	244	2.92%	591
	05/01/24	R17-0282.21-P-0184	STL County Water	Hydrants	Replacement	1702	MOSL_ALDER_AVE_8" PVC_1410' OBSL	17,611	443	1.85%	326
	05/01/24	R17-0282.21-P-0184	STL County Water	Main	Replacement	1702	MOSL_ALDER_AVE_8" PVC_1410' OBSL	795,661	8,295	1.39%	11,060
	05/01/24	R17-0282.21-P-0182	STL County Water	Hydrants	Replacement	1702	MOSL_MIDWOOD_DR_PH1_8" PVC_590' OBSL	7,894	110	1.85%	146
	05/01/24	R17-0282.21-P-0182	STL County Water	Main	Replacement	1702	MOSL_MIDWOOD_DR_PH1_8" PVC_590' OBSL	416,933	4,347	1.39%	5,795
	05/01/24	R17-0282.21-P-0040	STL County Water	Hydrants	Replacement	1702	MOSL_SUTTON_AVE_8" PVC_620' OBSL	16,912	235	1.85%	313
	05/01/24	R17-0282.21-P-0040	STL County Water	Main	Replacement	1702	MOSL_SUTTON_AVE_8" PVC_620' OBSL	123,392	1,286	1.39%	1,715
	05/01/24	R17-0282.21-P-0040	STL County Water	Meters	Replacement	1702	MOSL_SUTTON_AVE_8" PVC_620' OBSL	39,394	709	2.40%	945
	05/01/24	R17-0282.21-P-0040	STL County Water	Services	Replacement	1702	MOSL_SUTTON_AVE_8" PVC_620' OBSL	46,804	1,025	2.92%	1,367
	05/01/24	R17-0282.21-P-0039	STL County Water	Main	Replacement	1702	MOSL_MENTOR_PL_8" PVC_410' OBSL	112,061	1,168	1.39%	1,558
	05/01/24	R17-0282.21-P-0039	STL County Water	Meters	Replacement	1702	MOSL_MENTOR_PL_8" PVC_410' OBSL	32,614	587	2.40%	783
	05/01/24	R17-0282.21-P-0039	STL County Water	Services	Replacement	1702	MOSL_MENTOR_PL_8" PVC_410' OBSL	43,485	952	2.92%	1,270
	05/01/24	R17-0281.24-P-0006	STL County Water	Main	Replacement	1702	MOSL_CHARBONIER_RD_PH3_8" PVC_1020' OBSL	361,941	3,773	1.39%	5,031
	05/01/24	R17-0282.21-P-0192	STL County Water	Main	Replacement	1702	MOSL_ROSEGARDEN_SOUTH_8" PVC_1240' OBSL	127,408	1,328	1.39%	1,771
	05/01/24	R17-0282.21-P-0190	STL County Water	Hydrants	Replacement	1702	MOSL_TELFORD_DR_8" PVC_1215' OBSL	0	0	0.00%	0
	05/01/24	R17-0282.21-P-0190	STL County Water	Main	Replacement	1702	MOSL_TELFORD_DR_8" PVC_1215' OBSL	0	0	0.00%	0
	05/01/24	R17-0281.20-P-0031	STL County Water	Hydrants	Replacement	1702	MOSL_CHARBONIER_RD_PH1_8" PVC_1020' OBSL	18,776	261	1.85%	347
	05/01/24	R17-0281.20-P-0031	STL County Water	Main	Replacement	1702	MOSL_CHARBONIER_RD_PH1_8" PVC_1020' OBSL	349,229	3,641	1.39%	4,854
	05/01/24	R17-0281.22-P-0137	STL County Water	Hydrants	Replacement	1702	MOSL_RINZETTA_DR_8" PVC_1140' OBSL	10,989	152	1.85%	203
	05/01/24	R17-0281.22-P-0137	STL County Water	Main	Replacement	1702	MOSL_RINZETTA_DR_8" PVC_1140' OBSL	348,000	3,628	1.39%	4,837
	05/01/24	R17-0282.21-P-0489	STL County Water	Main	Replacement	1702	MOSL_ARROW_DR_8" PVC_850' OBSL	1,076	11	1.39%	15
	05/01/24	R17-0282.21-P-0154	STL County Water	Hydrants	Replacement	1702	MOSL_BETTY_JEAN_LN_8" PVC_995' OBSL	13,490	187	1.85%	250
	05/01/24	R17-0282.21-P-0154	STL County Water	Main	Replacement	1702	MOSL_BETTY_JEAN_LN_8" PVC_995' OBSL	144,194	1,503	1.39%	2,004
	05/01/24	R17-02F2.23-P-0014	STL County Water	Hydrants	Replacement	1702	MOSL_Anglum_Road_FH_HHW-152_RELO	2,738	38	1.85%	51
	05/01/24	R17-02F2.23-P-0014	STL County Water	Main	Replacement	1702	MOSL_Anglum_Road_FH_HHW-152_RELO	883	9	1.39%	12
	05/01/24	R17-47C1.24-P-0001	Other MO Water	Main	Replacement	1747	Mains - Unscheduled-Blanket	164	2	1.39%	2
	05/01/24	R17-02F1.24-P-0008	STL County Water	Hydrants	Replacement	1702	HYDRANTS FEB 12 - FEB 18 2024				

Missouri American Water Company
 WSIRA 6 (May 2024 to July 2024) Eligible Projects
 Replacements / Relocations

In Service	Date	Work Order	Tariff Group	Asset Type	Account	Profit Center	Work Order Description	Investment	Accum Dep	Dep'r Rate	Dep Exp
	05/01/24	R17-02B2.21-P-0308	STL County Water	Main	Replacement	1702	MOSL_W_RIPA_AVE_8" PVC_1830'_OBSL	777,564	8,106	1.39%	10,808
	05/01/24	R17-02B1.22-P-0124	STL County Water	Hydrants	Replacement	1702	MOSL_IVANHOE_ST_8" PVC_890'_OBSL	16,995	236	1.85%	314
	05/01/24	R17-02B1.22-P-0124	STL County Water	Main	Replacement	1702	MOSL_IVANHOE_ST_8" PVC_890'_OBSL	399,383	4,164	1.39%	5,551
	05/01/24	R17-02Q1.23-P-0066	STL County Water	Pumping	Replacement	1702	CCP: REPL A Diesel Pump Check Valve	145,325	2,060	1.89%	2,747
	05/01/24	R17-02Q1.23-P-0177	STL County Water	Treatment	Replacement	1702	ERKA - Softener Control Valves Replace	18,877	309	2.18%	412
	05/01/24	R17-02Q1.23-P-0131	STL County Water	Pumping	Replacement	1702	DLCC REPL HAZL P3-6 DV/ACT/POS IND	17,857	253	1.89%	337
	05/01/24	R17-02B1.23-P-0049	STL County Water	Hydrants	Replacement	1702	MOSL_Woodcliff Rd_PH 1_8" PVC_1000'_OBS	12,023	167	1.85%	222
	05/01/24	R17-02B1.23-P-0049	STL County Water	Main	Replacement	1702	MOSL_Woodcliff Rd_PH 1_8" PVC_1000'_OBS	282,551	2,946	1.39%	3,927
	05/01/24	R17-02B1.23-P-0053	STL County Water	Hydrants	Replacement	1702	MOSL_Woodcliff Rd_PH 2_8" PVC_970'_OBSL	6,977	97	1.85%	129
	05/01/24	R17-02B1.23-P-0053	STL County Water	Main	Replacement	1702	MOSL_Woodcliff Rd_PH 2_8" PVC_970'_OBSL	334,904	3,491	1.39%	4,655
	05/01/24	R17-02B2.21-P-0478	STL County Water	Hydrants	Replacement	1702	MOSL_CASPIAN LN_8" PVC_1950'_OBSL	5,480	76	1.85%	101
	05/01/24	R17-02B2.21-P-0478	STL County Water	Main	Replacement	1702	MOSL_CASPIAN LN_8" PVC_1950'_OBSL	84,020	876	1.39%	1,168
	05/01/24	R17-02B1.22-P-0126	STL County Water	Hydrants	Replacement	1702	MOSL_CLAYMONT_DR_PH3_8" PVC_1710'_OBSL	14,920	207	1.85%	276
	05/01/24	R17-02B1.22-P-0126	STL County Water	Main	Replacement	1702	MOSL_CLAYMONT_DR_PH3_8" PVC_1710'_OBSL	472,478	4,926	1.39%	6,567
	05/01/24	R17-0111.23-P-0011	STL County Water	SCADA	Replacement	1702	SL CP B Intake PLC U REPL	77,119	3,332	5.76%	4,442
	05/01/24	R17-10B1.24-P-0007	Other MO Water	Main	Replacement	1710	Flow Control - Gate Valve	27,738	289	1.39%	386
	05/01/24	R17-06H2.24-P-0001	Other MO Water	Meters	Replacement	1706	MOWB-Services and Laterals-Replaced Lead	2,755	50	2.40%	66
	05/01/24	R17-06H2.24-P-0001	Other MO Water	Services	Replacement	1706	MOWB-Services and Laterals-Replaced Lead	4,093	90	2.92%	120
	05/01/24	R17-02B2.21-P-0100	STL County Water	Hydrants	Replacement	1702	MOSL_MONTAUK_CT_8" PVC_500'_OBSL	41,211	572	1.85%	762
	05/01/24	R17-02B2.21-P-0100	STL County Water	Main	Replacement	1702	MOSL_MONTAUK_CT_8" PVC_500'_OBSL	65,609	678	1.39%	904
	05/01/24	R17-02B2.21-P-0085	STL County Water	Hydrants	Replacement	1702	MOSL_WALLINGFORD_DR_8" PVC_840'_OBSL	3,585	50	1.85%	66
	05/01/24	R17-02B2.21-P-0085	STL County Water	Main	Replacement	1702	MOSL_WALLINGFORD_DR_8" PVC_840'_OBSL	113,512	1,183	1.39%	1,578
	05/01/24	R17-02B2.21-P-0310	STL County Water	Hydrants	Replacement	1702	MOSL_CLYDE_AVE_8" PVC_1575'_OBSL	35,549	493	1.85%	658
	05/01/24	R17-02B2.21-P-0310	STL County Water	Main	Replacement	1702	MOSL_CLYDE_AVE_8" PVC_1575'_OBSL	562,879	5,868	1.39%	7,824
	05/01/24	R17-02B2.21-P-0497	STL County Water	Hydrants	Replacement	1702	MOSL_LEMONA_DR_8" PVC_1000'_OBSL	6,255	87	1.85%	116
	05/01/24	R17-02B2.21-P-0497	STL County Water	Main	Replacement	1702	MOSL_LEMONA_DR_8" PVC_1000'_OBSL	198,142	2,066	1.39%	2,754
	05/01/24	R17-02B2.21-P-0495	STL County Water	Main	Replacement	1702	MOSL_HALE_DR_8" PVC_1000'_OBSL	35,838	374	1.39%	498
	05/01/24	R17-02B2.21-P-0157	STL County Water	Hydrants	Replacement	1702	MOSL_LAURA LN_8" PVC_1140'_OBSL	418	6	1.85%	8
	05/01/24	R17-02B2.21-P-0157	STL County Water	Main	Replacement	1702	MOSL_LAURA LN_8" PVC_1140'_OBSL	15,343	160	1.39%	213
	05/01/24	R17-02F2.24-P-0004	STL County Water	Hydrants	Replacement	1702	MOSL_S_Lindbergh FH_HSS-505_RELO	43	1	1.84%	1
	05/01/24	R17-0111.24-P-0001	Other MO Water	SCADA	Replacement	1710	MX West Tower PLC REPL	3,595	155	5.76%	207
	05/01/24	R17-23H2.24-P-0001	Other MO Water	Services	Replacement	1708	MOBM-Services and Laterals-Repl Blanket	11,827	259	2.92%	345
	05/01/24	R17-0111.23-P-0009	Other MO Water	SCADA	Replacement	1708	BR Radios, Cell Backup, PLCs REPL	0	0	0.00%	(0)
	05/01/24	R17-03Q1.21-P-0041	Other MO Water	Pumping	Replacement	1703	MOSL_REPL_Ejector Solenoids	0	(204)	0.00%	(272)
	05/01/24	R17-12B1.24-P-0003	Other MO Water	Main	Replacement	1712	MOJC_Rpl_4_Valves_6" Pipe W Elm/Mulberry	(2,749)	(29)	1.39%	(38)
	05/01/24	R17-55B1.22-P-0003	Other MO Water	Main	Replacement	1755	Riverside & Poverty Gulch 4' 660'	(0)	0	0.00%	0
	05/01/24	R17-55B1.22-P-0003	Other MO Water	Services	Replacement	1755	Riverside & Poverty Gulch 4' 660'	0	0	0.00%	0
	05/01/24	R17-02F1.24-P-0007	STL County Water	Hydrants	Replacement	1702	HYDRANTS FEB 5 - FEB 11 2024	0	0	0.00%	0
	05/01/24	R17-02F1.24-P-0006	STL County Water	Hydrants	Replacement	1702	HYDRANTS JAN 29 - FEB 4 2024	0	0	0.00%	0
	05/01/24	R17-02F1.24-P-0003	STL County Water	Hydrants	Replacement	1702	HYDRANTS JAN 8 - JAN 14 2024	(0)	0	200.00%	(0)
	05/01/24	R17-02F1.24-P-0003	STL County Water	Main	Replacement	1702	HYDRANTS JAN 8 - JAN 14 2024	0	0	0.00%	0
	05/01/24	R17-72H2.23-P-0001	Other MO Water	Meters	Replacement	1772	MOIT_Services & Lat Repl Blanket-Lead	(151)	(3)	2.40%	(4)
	05/01/24	R17-72H2.23-P-0001	Other MO Water	Services	Replacement	1772	MOIT_Services & Lat Repl Blanket-Lead	151	3	2.92%	4
	05/01/24	R17-09Q1.23-P-0010	Other MO Water	Pumping	Replacement	1709	MOWC Well House Pump 1 motor	32	0	1.91%	1
	05/01/24	R17-03J2.19-P-0001	Other MO Water	Meters	Replacement	1703	Meters-Replaced Blanket	0	0	0.00%	0
	05/01/24	R17-03Q1.23-P-0023	Other MO Water	Pumping	Replacement	1703	MOIT pump replacement	(3,075)	(44)	1.89%	(58)
	05/01/24	R17-03C1.21-P-0001	Other MO Water	Main	Replacement	1703	MAIN/VALVE APR 12-18 2021	0	(0)	0.00%	(0)
	05/01/24	R17-43H1.24-P-0001	Other MO Water	Services	Replacement	1743	MOHH-Services and Laterals-Repl Blanket	0	0	0.00%	0
	05/01/24	R17-11Q1.24-P-0003	Other MO Water	Treatment	Replacement	1711	Pipe and Fittings - Ductile Iron 30"	1,077	18	2.18%	23
	06/01/24	I17-020141-01	STL County Water	Pumping	Replacement	1702	CP Outfall-Regl 48" Pipe	8,400	169	3.02%	254
	06/01/24	I17-020207-01	STL County Water	Pumping	Replacement	1702	MOSL-CP_B_Basin_H5_Pump-Vaults_Refurbish	51,223	645	1.89%	968
	06/01/24	I17-020207-01	STL County Water	SCADA	Replacement	1702	MOSL-CP_B_Basin_H5_Pump-Vaults_Refurbish	(45,223)	(1,737)	5.76%	(2,605)
	06/01/24	R17-02B1.19-P-0060	STL County Water	Hydrants	Replacement	1702	MOSL_FLANDERS_DR_8" PVC_1890'_OBSL	135	2	1.84%	2
	06/01/24	R17-02B1.19-P-0060	STL County Water	Main	Replacement	1702	MOSL_FLANDERS_DR_8" PVC_1890'_OBSL	1,935	18	1.39%	27
	06/01/24	R17-02B1.19-P-0060	STL County Water	Meters	Replacement	1702	MOSL_FLANDERS_DR_8" PVC_1890'_OBSL	90	1	2.40%	2
	06/01/24	R17-02B1.19-P-0060	STL County Water	Services	Replacement	1702	MOSL_FLANDERS_DR_8" PVC_1890'_OBSL	45	1	2.91%	1
	06/01/24	R17-02B1.22-P-0082	STL County Water	Hydrants	Replacement	1702	MOSL_ZEPHYR_PL_PH2_1019'_8" PVC_OBSL	0	0	0.00%	0
	06/01/24	R17-02B1.22-P-0082	STL County Water	Main	Replacement	1702	MOSL_ZEPHYR_PL_PH2_1019'_8" PVC_OBSL	0	0	0.00%	0
	06/01/24	R17-02B1.22-P-0082	STL County Water	Meters	Replacement	1702	MOSL_ZEPHYR_PL_PH2_1019'_8" PVC_OBSL	0	0	0.00%	0
	06/01/24	R17-02B1.22-P-0082	STL County Water	Services	Replacement	1702	MOSL_ZEPHYR_PL_PH2_1019'_8" PVC_OBSL	0	0	0.00%	0
	06/01/24	R17-02B2.20-P-0005	STL County Water	Hydrants	Replacement	1702	MOSL_WATSON_RD_12" PVC_2700'_OBSL	9	0	1.83%	0
	06/01/24	R17-02B2.20-P-0005	STL County Water	Main	Replacement	1702	MOSL_WATSON_RD_12" PVC_2700'_OBSL	279	3	1.39%	4
	06/01/24	R17-02B2.20-P-0005	STL County Water	Meters	Replacement	1702	MOSL_WATSON_RD_12" PVC_2700'_OBSL	6	0	2.26%	0
	06/01/24	R17-02B2.20-P-0005	STL County Water	Services	Replacement	1702	MOSL_WATSON_RD_12" PVC_2700'_OBSL	9	0	2.91%	0
	06/01/24	R17-02B2.20-P-0192	STL County Water	Hydrants	Replacement	1702	MOSL_WATSON_RD_PH2_12" DI_1950'_OBS	28	0	1.85%	1
	06/01/24	R17-02B2.20-P-0192	STL County Water	Main	Replacement	1702	MOSL_WATSON_RD_PH2_12" DI_1950'_OBS	853	8	1.39%	12
	06/01/24	R17-02B2.20-P-0192	STL County Water	Meters	Replacement	1702	MOSL_WATSON_RD_PH2_12" DI_1950'_OBS	19	0	2.35%	0
	06/01/24	R17-02B2.20-P-0192	STL County Water	Services	Replacement	1702	MOSL_WATSON_RD_PH2_12" DI_1950'_OBS	19	0	2.93%	1
	06/01/24	R17-02B2.20-P-0193	STL County Water	Hydrants	Replacement	1702	MOSL_WATSON_RD_PH3_8" DI_450'_OBSL	48	1	1.85%	1
	06/01/24	R17-02B2.20-P-0193	STL County Water	Main	Replacement	1702	MOSL_WATSON_RD_PH3_8" DI_450'_OBSL	1,463	14	1.39%	20
	06/01/24	R17-02B2.20-P-0193	STL County Water	Meters	Replacement	1702	MOSL_WATSON_RD_PH3_8" DI_450'_OBSL	32	1	2.43%	1
	06/01/24	R17-02B2.20-P-0193	STL County Water	Services	Replacement	1702	MOSL_WATSON_RD_PH3_8" DI_450'_OBSL	32	1	2.92%	1
	06/01/24	R17-02C1.21-P-0053	STL County Water	Main	Replacement	1702	MAIN/VALVE DEC 6 - 12 2021	6,252	58	1.39%	87
	06/01/24	R17-02C1.22-P-0032	STL County Water	Main	Replacement	1702	MAIN/VALVE JULY 11 TO JULY 17 2022	2,078	19	1.38%	29
	06/01/24	R17-02F1.23-P-0013	STL County Water	Hydrants	Replacement	1702	HYDRANTS MAR 6 THRU MARCH 12 2023	237	3	1.86%	4
	06/01/24	R17-02G1.23-P-0001	STL County Water	Meters	Replacement	1702	MOSL-Services-Maintenance	(230,589)	(3,688)	2.40%	(5,532)
	06/01/24	R17-02G1.23-P-0001	STL County Water	Services	Replacement	1702	MOSL-Services-Maintenance	4,410	86	2.93%	129
	06/01/24	R17-02G2.23-P-0001	STL County Water	Meters	Replacement	1702	MOSL-Services-Lead	(642,530)	(10,281)	2.40%	(15,421)
	06/01/24	R17-02G2.23-P-0001	STL County Water	Services	Replacement	1702	MOSL-Services-Lead	(200,873)	(3,910)	2.92%	(5,866)
	06/01/24	R17-02H1.23-P-0001	STL County Water	Meters	Replacement	1702	MOSL_Services and Laterals-Replaced	0	0	0.00%	0
	06/01/24	R17-02H1.23-P-0001	STL County Water	Services	Replacement	1702	MOSL_Services and Laterals-Replaced	0	0	0.00%	0
	06/01/24	R17-02J1.19-P-0001	STL County Water	Meters	Replacement	1702	Replacement Meters	1,118	18	2.40%	27
	06/01/24	R17-02J1.22-P-0001	STL County Water	Meters	Replacement	1702	MOSL-Meters-Replaced	711	11	2.40%	17
	06/01/24	R17-02J1.23-P-0001	STL County Water	Meters	Replacement	1702	MOSL-Meters-Replaced	6,211	99	2.40%	149
	06/01/24	R17-09B1.22-P-0003	Other MO Water	Hydrants	Replacement	1709	Mueller Fire Hydrant Lateral	(4,210)	(52)	1.85%	(78)
	06/01/24	R17-09B1.22-P-0003	Other MO Water	Main	Replacement	1709	Mueller Fire Hydrant Lateral	4,210	39	1.39%	59
	06/01/24	R17-09H1.23-P-0001	Other MO Water	Services	Replacement	1709	MOSC-Services and Laterals-Replaced	0	0	0.00%	0

Missouri American Water Company
WSIRA 6 (May 2024 to July 2024) Eligible Projects
Replacements / Relocations

In Service	Date	Work Order	Tariff Group	Asset Type	Account	Profit Center	Work Order Description	Investment	Accum Dep	Dep Rate	Dep Exp
	06/01/24	R17-11B1.22-P-0009	Other MO Water	Hydrants	Replacement	1711	MOJP 36th & Moffet 3900' 8" DI	0	0	0.00%	0
	06/01/24	R17-11B1.22-P-0009	Other MO Water	Main	Replacement	1711	MOJP 36th & Moffet 3900' 8" DI	0	0	0.00%	0
	06/01/24	R17-11B1.22-P-0009	Other MO Water	Services	Replacement	1711	MOJP 36th & Moffet 3900' 8" DI	0	0	0.00%	0
	06/01/24	R17-11C1.23-P-0001	Other MO Water	Main	Replacement	1708	MOJP-Mains-Unscheduled	(12)	(0)	1.40%	(0)
	06/01/24	R17-11C1.23-P-0001	Other MO Water	Main	Replacement	1711	MOJP-Mains-Unscheduled	(11,194)	(104)	1.39%	(156)
	06/01/24	R17-11F2.23-P-0001	Other MO Water	Hydrants	Replacement	1711	MOJP-Hydrants Valves and Manholes-Repl	(1,435)	(18)	1.85%	(27)
	06/01/24	R17-11F2.23-P-0001	Other MO Water	Main	Replacement	1711	MOJP-Hydrants Valves and Manholes-Repl	(1,435)	(13)	1.39%	(20)
	06/01/24	R17-11H1.23-P-0001	Other MO Water	Main	Replacement	1711	MOJP-Services and Laterals-Replaced	(4,263)	(40)	1.39%	(59)
	06/01/24	R17-11H1.23-P-0001	Other MO Water	Services	Replacement	1703	MOJP-Services and Laterals-Replaced	(4,263)	(83)	2.92%	(124)
	06/01/24	R17-11H1.23-P-0001	Other MO Water	Services	Replacement	1711	MOJP-Services and Laterals-Replaced	(7,569)	(147)	2.92%	(221)
	06/01/24	R17-11H2.23-P-0001	Other MO Water	Main	Replacement	1711	MOJP-Services and Laterals-Replaced Lead	(7,259)	(67)	1.39%	(101)
	06/01/24	R17-11H2.23-P-0001	Other MO Water	Services	Replacement	1711	MOJP-Services and Laterals-Replaced Lead	(3,108)	(60)	2.92%	(91)
	06/01/24	R17-61H1.23-P-0001	Other MO Water	Meters	Replacement	1761	MOGCV-Services and Laterals-Replaced	(1,801)	(29)	2.40%	(43)
	06/01/24	R17-61H1.23-P-0001	Other MO Water	Services	Replacement	1761	MOGCV-Services and Laterals-Replaced	1,801	35	2.92%	53
	06/01/24	R17-02B2.21-P-0023	STL County Water	Hydrants	Replacement	1702	MOSL_JENKINS_LN_8" PVC_845'_OBSL	0	0	0.00%	0
	06/01/24	R17-02B2.21-P-0023	STL County Water	Main	Replacement	1702	MOSL_JENKINS_LN_8" PVC_845'_OBSL	0	0	0.00%	0
	06/01/24	R17-02B2.21-P-0023	STL County Water	Meters	Replacement	1702	MOSL_JENKINS_LN_8" PVC_845'_OBSL	0	0	0.00%	0
	06/01/24	R17-02B2.21-P-0023	STL County Water	Services	Replacement	1702	MOSL_JENKINS_LN_8" PVC_845'_OBSL	0	0	0.00%	0
	06/01/24	R17-02B2.21-P-0024	STL County Water	Hydrants	Replacement	1702	MOSL_MOUNT_ROYAL_RD_8" PVC_1270'_OBSL	0	0	0.00%	0
	06/01/24	R17-02B2.21-P-0024	STL County Water	Main	Replacement	1702	MOSL_MOUNT_ROYAL_RD_8" PVC_1270'_OBSL	0	0	0.00%	0
	06/01/24	R17-02B2.21-P-0024	STL County Water	Meters	Replacement	1702	MOSL_MOUNT_ROYAL_RD_8" PVC_1270'_OBSL	0	0	0.00%	0
	06/01/24	R17-02B2.21-P-0024	STL County Water	Services	Replacement	1702	MOSL_MOUNT_ROYAL_RD_8" PVC_1270'_OBSL	0	0	0.00%	0
	06/01/24	R17-02B2.21-P-0025	STL County Water	Hydrants	Replacement	1702	MOSL_ST_GEMME_LN_8" PVC_1320'_OBSL	0	0	0.00%	0
	06/01/24	R17-02B2.21-P-0025	STL County Water	Main	Replacement	1702	MOSL_ST_GEMME_LN_8" PVC_1320'_OBSL	0	0	0.00%	0
	06/01/24	R17-02B2.21-P-0025	STL County Water	Meters	Replacement	1702	MOSL_ST_GEMME_LN_8" PVC_1320'_OBSL	0	0	0.00%	0
	06/01/24	R17-02B2.21-P-0025	STL County Water	Services	Replacement	1702	MOSL_ST_GEMME_LN_8" PVC_1320'_OBSL	0	0	0.00%	0
	06/01/24	R17-02C1.23-P-0032	STL County Water	Main	Replacement	1702	MAIN/VALVE JUNE 5 THRU JUNE 11 2023	(2,469)	(23)	1.38%	(3)
	06/01/24	R17-02B2.21-P-0349	STL County Water	Hydrants	Replacement	1702	MOSL_PARK_DR_8" PVC_700'_OBSL	(6)	(0)	1.85%	(0)
	06/01/24	R17-02B2.21-P-0349	STL County Water	Main	Replacement	1702	MOSL_PARK_DR_8" PVC_700'_OBSL	(6)	(0)	1.34%	(0)
	06/01/24	R17-02B2.21-P-0349	STL County Water	Meters	Replacement	1702	MOSL_PARK_DR_8" PVC_700'_OBSL	(2)	(0)	2.35%	(0)
	06/01/24	R17-02B2.21-P-0349	STL County Water	Services	Replacement	1702	MOSL_PARK_DR_8" PVC_700'_OBSL	(153)	(3)	2.92%	(4)
	06/01/24	R17-02B2.19-P-0481	STL County Water	Hydrants	Replacement	1702	MOSL_DU_BOURG_LN_8" PVC_1060'_OBSL	0	0	0.00%	0
	06/01/24	R17-02B2.19-P-0481	STL County Water	Main	Replacement	1702	MOSL_DU_BOURG_LN_8" PVC_1060'_OBSL	0	0	0.00%	0
	06/01/24	R17-02B2.19-P-0481	STL County Water	Meters	Replacement	1702	MOSL_DU_BOURG_LN_8" PVC_1060'_OBSL	0	0	0.00%	0
	06/01/24	R17-02B2.19-P-0481	STL County Water	Services	Replacement	1702	MOSL_DU_BOURG_LN_8" PVC_1060'_OBSL	0	0	0.00%	0
	06/01/24	R17-02B2.21-P-0022	STL County Water	Hydrants	Replacement	1702	MOSL_DE_CHANTAL_DR_8" PVC_1110'_OBSL	0	0	0.00%	0
	06/01/24	R17-02B2.21-P-0022	STL County Water	Main	Replacement	1702	MOSL_DE_CHANTAL_DR_8" PVC_1110'_OBSL	0	0	0.00%	0
	06/01/24	R17-02B2.21-P-0022	STL County Water	Meters	Replacement	1702	MOSL_DE_CHANTAL_DR_8" PVC_1110'_OBSL	0	0	0.00%	0
	06/01/24	R17-02B2.21-P-0022	STL County Water	Services	Replacement	1702	MOSL_DE_CHANTAL_DR_8" PVC_1110'_OBSL	0	0	0.00%	0
	06/01/24	R17-02C1.23-P-0026	STL County Water	Main	Replacement	1702	MAIN/VALVE MAY 22 THRU MAY 28 2023	0	0	0.00%	0
	06/01/24	R17-01L1.23-P-0014	Other MO Water	SCADA	Replacement	1755	BRNS Wells PanelView REPL	0	0	0.00%	0
	06/01/24	R17-02B2.23-P-0042	STL County Water	Main	Replacement	1702	MOSL_BEUSSE_KERRUSH_8" PVC_540'_OBSL	(7,644)	(71)	1.39%	(106)
	06/01/24	R17-02B2.21-P-0348	STL County Water	Hydrants	Replacement	1702	MOSL_GRAND_DR_8" PVC_600'_OBSL	(4)	(0)	1.94%	(0)
	06/01/24	R17-02B2.21-P-0348	STL County Water	Main	Replacement	1702	MOSL_GRAND_DR_8" PVC_600'_OBSL	(82)	(1)	1.39%	(1)
	06/01/24	R17-02B2.21-P-0348	STL County Water	Meters	Replacement	1702	MOSL_GRAND_DR_8" PVC_600'_OBSL	(2)	(0)	2.22%	(0)
	06/01/24	R17-02B2.21-P-0348	STL County Water	Services	Replacement	1702	MOSL_GRAND_DR_8" PVC_600'_OBSL	(1)	(0)	2.22%	(0)
	06/01/24	R17-02B2.19-P-0482	STL County Water	Hydrants	Replacement	1702	MOSL_CHAPEL_HILL_RD_8" PVC_1550'_OBSL	0	0	0.00%	0
	06/01/24	R17-02B2.19-P-0482	STL County Water	Main	Replacement	1702	MOSL_CHAPEL_HILL_RD_8" PVC_1550'_OBSL	0	0	0.00%	0
	06/01/24	R17-02B2.19-P-0482	STL County Water	Meters	Replacement	1702	MOSL_CHAPEL_HILL_RD_8" PVC_1550'_OBSL	0	0	0.00%	0
	06/01/24	R17-02B2.19-P-0482	STL County Water	Services	Replacement	1702	MOSL_CHAPEL_HILL_RD_8" PVC_1550'_OBSL	0	0	0.00%	0
	06/01/24	R17-02B2.19-P-0483	STL County Water	Hydrants	Replacement	1702	MOSL_VENARDE_DR_8" PVC_1210'_OBSL	0	0	0.00%	0
	06/01/24	R17-02B2.19-P-0483	STL County Water	Main	Replacement	1702	MOSL_VENARDE_DR_8" PVC_1210'_OBSL	0	0	0.00%	0
	06/01/24	R17-02B2.19-P-0483	STL County Water	Meters	Replacement	1702	MOSL_VENARDE_DR_8" PVC_1210'_OBSL	0	0	0.00%	0
	06/01/24	R17-02B2.19-P-0483	STL County Water	Services	Replacement	1702	MOSL_VENARDE_DR_8" PVC_1210'_OBSL	0	0	0.00%	0
	06/01/24	R17-02F1.23-P-0020	STL County Water	Hydrants	Replacement	1702	HYDRANTS APRIL 24 THRU APRIL 30 2023	0	0	0.00%	0
	06/01/24	R17-02B2.21-P-0347	STL County Water	Hydrants	Replacement	1702	MOSL_DONCASTER_DR_8" PVC_490'_OBSL	(286)	(4)	1.85%	(5)
	06/01/24	R17-02B2.21-P-0347	STL County Water	Main	Replacement	1702	MOSL_DONCASTER_DR_8" PVC_490'_OBSL	(6,586)	(61)	1.39%	(92)
	06/01/24	R17-02B2.21-P-0347	STL County Water	Meters	Replacement	1702	MOSL_DONCASTER_DR_8" PVC_490'_OBSL	(72)	(1)	2.37%	(2)
	06/01/24	R17-02B2.21-P-0347	STL County Water	Services	Replacement	1702	MOSL_DONCASTER_DR_8" PVC_490'_OBSL	(72)	(1)	2.92%	(2)
	06/01/24	R17-02B1.20-P-0015	STL County Water	Hydrants	Replacement	1702	MOSL_MASON_MANOR_DR_12" PVC_620'_OB	24	0	1.87%	0
	06/01/24	R17-02B1.20-P-0015	STL County Water	Main	Replacement	1702	MOSL_MASON_MANOR_DR_12" PVC_620'_OB	666	6	1.39%	9
	06/01/24	R17-02B1.20-P-0015	STL County Water	Meters	Replacement	1702	MOSL_MASON_MANOR_DR_12" PVC_620'_OB	64	1	2.40%	2
	06/01/24	R17-02B1.20-P-0015	STL County Water	Services	Replacement	1702	MOSL_MASON_MANOR_DR_12" PVC_620'_OB	32	1	2.87%	1
	06/01/24	R17-02C1.23-P-0035	STL County Water	Main	Replacement	1702	MAIN/VALVE JUNE 26 THRU JULY 2 2023	56,483	524	1.39%	786
	06/01/24	R17-02B2.20-P-0203	STL County Water	Main	Replacement	1702	MOSL_AIRPORT_RD_PH1_16" TRFLX_1180'_OBSL	40,737	378	1.39%	566
	06/01/24	R17-02B2.20-P-0203	STL County Water	Meters	Replacement	1702	MOSL_AIRPORT_RD_PH1_16" TRFLX_1180'_OBSL	867	14	2.40%	21
	06/01/24	R17-02B2.20-P-0203	STL County Water	Services	Replacement	1702	MOSL_AIRPORT_RD_PH1_16" TRFLX_1180'_OBSL	867	17	2.92%	25
	06/01/24	R17-02B2.21-P-0351	STL County Water	Hydrants	Replacement	1702	MOSL_FERGUSON_AVE_8" PVC_1640'_OBSL	594	7	1.85%	11
	06/01/24	R17-02B2.21-P-0351	STL County Water	Main	Replacement	1702	MOSL_FERGUSON_AVE_8" PVC_1640'_OBSL	13,514	125	1.39%	188
	06/01/24	R17-02B2.21-P-0351	STL County Water	Meters	Replacement	1702	MOSL_FERGUSON_AVE_8" PVC_1640'_OBSL	297	5	2.40%	7
	06/01/24	R17-02B2.21-P-0351	STL County Water	Services	Replacement	1702	MOSL_FERGUSON_AVE_8" PVC_1640'_OBSL	149	3	2.92%	4
	06/01/24	R17-02B2.20-P-0209	STL County Water	Hydrants	Replacement	1702	MOSL_AIRPORT_RD_PH7_16" TRFLX_800'_OBSL	1,224	15	1.85%	23
	06/01/24	R17-02B2.20-P-0209	STL County Water	Main	Replacement	1702	MOSL_AIRPORT_RD_PH7_16" TRFLX_800'_OBSL	35,087	325	1.39%	488
	06/01/24	R17-02B2.20-P-0209	STL County Water	Meters	Replacement	1702	MOSL_AIRPORT_RD_PH7_16" TRFLX_800'_OBSL	1,632	26	2.40%	39
	06/01/24	R17-02B2.20-P-0209	STL County Water	Services	Replacement	1702	MOSL_AIRPORT_RD_PH7_16" TRFLX_800'_OBSL	2,040	40	2.92%	60
	06/01/24	R17-02B2.20-P-0204	STL County Water	Main	Replacement	1702	MOSL_AIRPORT_RD_PH2_16" TRFLX_1340'_OBSL	4,978	46	1.39%	69
	06/01/24	R17-02B2.20-P-0204	STL County Water	Meters	Replacement	1702	MOSL_AIRPORT_RD_PH2_16" TRFLX_1340'_OBSL	108	2	2.40%	3
	06/01/24	R17-02B2.20-P-0204	STL County Water	Services	Replacement	1702	MOSL_AIRPORT_RD_PH2_16" TRFLX_1340'_OBSL	108	2	2.92%	3
	06/01/24	R17-02B2.20-P-0208	STL County Water	Hydrants	Replacement	1702	MOSL_AIRPORT_RD_PH6_16" TRFLX_1315'_OBSL	162	2	1.85%	3
	06/01/24	R17-02B2.20-P-0208	STL County Water	Main	Replacement	1702	MOSL_AIRPORT_RD_PH6_16" TRFLX_1315'_OBSL	9,877	92	1.39%	137
	06/01/24	R17-02B2.20-P-0208	STL County Water	Meters	Replacement	1702	MOSL_AIRPORT_RD_PH6_16" TRFLX_1315'_OBSL	216	3	2.41%	5
	06/01/24	R17-02B2.20-P-0208	STL County Water	Services	Replacement	1702	MOSL_AIRPORT_RD_PH6_16" TRFLX_1315'_OBSL	324	6	2.92%	9
	06/01/24	R17-02B2.23-P-0008	STL County Water	Hydrants	Replacement	1702	MOSL_CRAIG_RD_PH7_12" DI_1315'_OBSL	0	0	0.00%	0
	06/01/24	R17-02B2.23-P-0008	STL County Water	Main	Replacement	1702	MOSL_CRAIG_RD_PH7_12" DI_1315'_OBSL	0	(0)	0.00%	0
	06/01/24	R17-02B2.20-P-0207	STL County Water	Hydrants	Replacement	1702	MOSL_AIRPORT_RD_PH5_16" TRFLX_1225'_OBSL	32	0	1.86%	1
	06/01/24	R17-02B2.20-P-0207	STL County Water	Main	Replacement	1702	MOSL_AIRPORT_RD_PH5_16" TRFLX_1225'_OBSL	2,019	19	1.39%	28
	06/01/24	R17-02B2.20-P-0207	STL County Water	Meters	Replacement	1702	MOSL_AIRPORT_RD_PH5_16" TRFLX_12				

Missouri American Water Company
WSIRA 6 (May 2024 to July 2024) Eligible Projects
Replacements / Relocations

In Service	Date	Work Order	Tariff Group	Asset Type	Account	Profit Center	Work Order Description	Investment	Accum Dep	Depr Rate	Dep Exp
	06/01/24	R17-0282.19-P-0081	STL County Water	Main	Replacement	1702	MOSL-WEIL_AVE_RR_BORE-12_HDPE-200-OBSL	(986)	(9)	1.39%	(14)
	06/01/24	R17-0282.19-P-0081	STL County Water	Meters	Replacement	1702	MOSL-WEIL_AVE_RR_BORE-12_HDPE-200-OBSL	291	5	2.40%	7
	06/01/24	R17-0282.19-P-0081	STL County Water	Services	Replacement	1702	MOSL-WEIL_AVE_RR_BORE-12_HDPE-200-OBSL	695	14	2.92%	20
	06/01/24	R17-0282.22-P-0031	STL County Water	Hydrants	Replacement	1702	MOSL_CRETE_DR_8"PVC_680"OBSL	51	1	1.86%	2
	06/01/24	R17-0282.22-P-0031	STL County Water	Main	Replacement	1702	MOSL_CRETE_DR_8"PVC_680"OBSL	1,553	14	1.39%	22
	06/01/24	R17-0282.22-P-0031	STL County Water	Meters	Replacement	1702	MOSL_CRETE_DR_8"PVC_680"OBSL	34	1	2.40%	1
	06/01/24	R17-0282.22-P-0031	STL County Water	Services	Replacement	1702	MOSL_CRETE_DR_8"PVC_680"OBSL	34	1	2.93%	1
	06/01/24	R17-0282.20-P-0205	STL County Water	Hydrants	Replacement	1702	MOSL_AIRPORT_RD_PH3_16"TRFLX_1650"OBSL	285	4	1.85%	5
	06/01/24	R17-0282.20-P-0205	STL County Water	Main	Replacement	1702	MOSL_AIRPORT_RD_PH3_16"TRFLX_1650"OBSL	6,689	62	1.39%	93
	06/01/24	R17-0282.23-P-0005	STL County Water	Main	Replacement	1702	MOSL_CRAIG_RD_PH4_12"DI_1360"OBSL	0	0	0.00%	(0)
	06/01/24	R17-0282.22-P-0327	STL County Water	Main	Replacement	1702	MOSL_OAKWOOD_AVE_8"PVC_470"OBSL	0	0	0.00%	0
	06/01/24	R17-0282.22-P-0328	STL County Water	Main	Replacement	1702	MOSL_BEACHWOOD_AVE_8"PVC_790"OBSL	0	0	0.00%	0
	06/01/24	R17-0282.21-P-0352	STL County Water	Main	Replacement	1702	MOSL_N_MARKET_ST_8"PVC_255"OBSL	(21,896)	(203)	1.39%	(304)
	06/01/24	R17-0282.21-P-0352	STL County Water	Meters	Replacement	1702	MOSL_N_MARKET_ST_8"PVC_255"OBSL	(952)	(15)	2.40%	(23)
	06/01/24	R17-0282.21-P-0352	STL County Water	Services	Replacement	1702	MOSL_N_MARKET_ST_8"PVC_255"OBSL	(476)	(9)	2.92%	(14)
	06/01/24	R17-02C1.23-P-0050	STL County Water	Main	Replacement	1702	MAIN/VALVE SEPT 11 THRU SEPT 17 2023	105	1	1.43%	2
	06/01/24	R17-02C1.23-P-0045	STL County Water	Main	Replacement	1702	MAIN/VALVE AUG 28 THRU SEPT 3 2023	348	3	1.41%	5
	06/01/24	R17-02C1.23-P-0044	STL County Water	Main	Replacement	1702	MAIN/VALVE AUG 21 THRU AUG 27 2023	99	1	1.25%	1
	06/01/24	R17-02B1.22-P-0146	STL County Water	Hydrants	Replacement	1702	MOSL_New_Florissant_PH4-1150_24"DI-OBSL	22	0	1.91%	0
	06/01/24	R17-02B1.22-P-0146	STL County Water	Main	Replacement	1702	MOSL_New_Florissant_PH4-1150_24"DI-OBSL	844	8	1.39%	12
	06/01/24	R17-02B1.22-P-0146	STL County Water	Meters	Replacement	1702	MOSL_New_Florissant_PH4-1150_24"DI-OBSL	41	1	2.38%	1
	06/01/24	R17-02B1.22-P-0146	STL County Water	Services	Replacement	1702	MOSL_New_Florissant_PH4-1150_24"DI-OBSL	206	4	2.92%	6
	06/01/24	R17-02F1.23-P-0050	STL County Water	Hydrants	Replacement	1702	HYDRANTS SEPT 11 THRU SEPT 17 2023	(2,768)	(34)	1.85%	(51)
	06/01/24	R17-02F1.23-P-0050	STL County Water	Main	Replacement	1702	HYDRANTS SEPT 11 THRU SEPT 17 2023	(348)	(3)	1.39%	(5)
	06/01/24	R17-0282.21-P-0410	STL County Water	Hydrants	Replacement	1702	MOSL_MATHILDA_AVE_PH2_8"PVC_1450"OBSL	518	6	1.85%	10
	06/01/24	R17-0282.21-P-0410	STL County Water	Main	Replacement	1702	MOSL_MATHILDA_AVE_PH2_8"PVC_1450"OBSL	23,743	220	1.39%	330
	06/01/24	R17-0282.23-P-0004	STL County Water	Hydrants	Replacement	1702	MOSL_CRAIG_RD_PH3_12"DI_1770"OBSL	0	0	0.00%	0
	06/01/24	R17-0282.23-P-0004	STL County Water	Main	Replacement	1702	MOSL_CRAIG_RD_PH3_12"DI_1770"OBSL	0	0	0.00%	0
	06/01/24	R17-0282.22-P-0316	STL County Water	Main	Replacement	1702	MOSL_CRETE_DR_PH2_8"PVC_610"OBSL	1,254	12	1.39%	17
	06/01/24	R17-0282.22-P-0316	STL County Water	Meters	Replacement	1702	MOSL_CRETE_DR_PH2_8"PVC_610"OBSL	27	0	2.44%	1
	06/01/24	R17-0282.22-P-0316	STL County Water	Services	Replacement	1702	MOSL_CRETE_DR_PH2_8"PVC_610"OBSL	40	1	2.92%	1
	06/01/24	R17-0282.22-P-0030	STL County Water	Hydrants	Replacement	1702	MOSL_BOSWORTH_DR_8"PVC_1620"OBSL	67	1	1.85%	1
	06/01/24	R17-0282.22-P-0030	STL County Water	Main	Replacement	1702	MOSL_BOSWORTH_DR_8"PVC_1620"OBSL	2,082	19	1.39%	29
	06/01/24	R17-0282.22-P-0030	STL County Water	Meters	Replacement	1702	MOSL_BOSWORTH_DR_8"PVC_1620"OBSL	15	0	2.44%	0
	06/01/24	R17-0282.22-P-0030	STL County Water	Services	Replacement	1702	MOSL_BOSWORTH_DR_8"PVC_1620"OBSL	30	1	2.93%	1
	06/01/24	R17-0282.21-P-0395	STL County Water	Hydrants	Replacement	1702	MOSL_DUMBARTON_DR_8"PVC_680"OBSL	1,167	14	1.85%	22
	06/01/24	R17-0282.21-P-0395	STL County Water	Main	Replacement	1702	MOSL_DUMBARTON_DR_8"PVC_680"OBSL	4,701	44	1.39%	65
	06/01/24	R17-0282.21-P-0395	STL County Water	Meters	Replacement	1702	MOSL_DUMBARTON_DR_8"PVC_680"OBSL	333	5	2.40%	8
	06/01/24	R17-0282.21-P-0395	STL County Water	Services	Replacement	1702	MOSL_DUMBARTON_DR_8"PVC_680"OBSL	333	6	2.92%	10
	06/01/24	R17-0282.21-P-0332	STL County Water	Hydrants	Replacement	1702	MOSL ESTRIDGE_RD_8"PVC_1005"OBSL	154	2	1.85%	3
	06/01/24	R17-0282.21-P-0332	STL County Water	Main	Replacement	1702	MOSL ESTRIDGE_RD_8"PVC_1005"OBSL	2,808	26	1.39%	39
	06/01/24	R17-0282.21-P-0411	STL County Water	Hydrants	Replacement	1702	MOSL_VINE_AVE_8"PVC_820"OBSL	135	2	1.85%	2
	06/01/24	R17-0282.21-P-0411	STL County Water	Main	Replacement	1702	MOSL_VINE_AVE_8"PVC_820"OBSL	3,531	33	1.39%	49
	06/01/24	R17-02C1.23-P-0051	STL County Water	Main	Replacement	1702	MAIN/VALVE SEPT 18 THRU SEPT 24 2023	563	5	1.42%	8
	06/01/24	R17-0282.21-P-0393	STL County Water	Hydrants	Replacement	1702	MOSL_DELMAR_BLDV_8"PVC_2350"OBSL	0	0	0.00%	0
	06/01/24	R17-0282.21-P-0393	STL County Water	Main	Replacement	1702	MOSL_DELMAR_BLDV_8"PVC_2350"OBSL	0	0	0.00%	0
	06/01/24	R17-0282.21-P-0393	STL County Water	Meters	Replacement	1702	MOSL_DELMAR_BLDV_8"PVC_2350"OBSL	0	0	0.00%	0
	06/01/24	R17-0282.21-P-0393	STL County Water	Services	Replacement	1702	MOSL_DELMAR_BLDV_8"PVC_2350"OBSL	0	0	0.00%	0
	06/01/24	R17-02C1.23-P-0054	STL County Water	Main	Replacement	1702	MAIN/VALVE OCT 9 THRU OCT 15 2023	(875)	(8)	1.39%	(12)
	06/01/24	R17-0282.21-P-0366	STL County Water	Hydrants	Replacement	1702	MOSL_HALLS_FERRY_RD_P2_8"PVC_2200"OBSL	630	8	1.85%	12
	06/01/24	R17-0282.21-P-0366	STL County Water	Main	Replacement	1702	MOSL_HALLS_FERRY_RD_P2_8"PVC_2200"OBSL	5,420	50	1.39%	75
	06/01/24	R17-0282.21-P-0331	STL County Water	Hydrants	Replacement	1702	MOSL_CAMERON_RD_8"PVC_1780"OBSL	3,146	39	1.85%	58
	06/01/24	R17-0282.21-P-0331	STL County Water	Main	Replacement	1702	MOSL_CAMERON_RD_8"PVC_1780"OBSL	40,274	373	1.39%	560
	06/01/24	R17-0282.21-P-0338	STL County Water	Main	Replacement	1702	MOSL_DONALD_ST_8"PVC_970"OBSL	(9,337)	(87)	1.39%	(130)
	06/01/24	R17-02C1.23-P-0052	STL County Water	Main	Replacement	1702	MAIN/VALVE SEPT 25 THRU OCT 1 2023	35,202	326	1.39%	489
	06/01/24	R17-0282.21-P-0333	STL County Water	Hydrants	Replacement	1702	MOSL_ROSS_CIR_8"PVC_805"OBSL	121	1	1.85%	2
	06/01/24	R17-0282.21-P-0333	STL County Water	Main	Replacement	1702	MOSL_ROSS_CIR_8"PVC_805"OBSL	1,513	14	1.39%	21
	06/01/24	R17-0282.21-P-0333	STL County Water	Meters	Replacement	1702	MOSL_ROSS_CIR_8"PVC_805"OBSL	197	3	2.40%	5
	06/01/24	R17-0282.21-P-0333	STL County Water	Services	Replacement	1702	MOSL_ROSS_CIR_8"PVC_805"OBSL	98	2	2.92%	3
	06/01/24	R17-0282.21-P-0337	STL County Water	Hydrants	Replacement	1702	MOSL_MINOMA_LN_8"PVC_310"OBSL	(103)	(1)	1.84%	(2)
	06/01/24	R17-0282.21-P-0337	STL County Water	Main	Replacement	1702	MOSL_MINOMA_LN_8"PVC_310"OBSL	(1,807)	(17)	1.39%	(25)
	06/01/24	R17-0282.21-P-0335	STL County Water	Hydrants	Replacement	1702	MOSL_TORNGATE_PL_8"PVC_150"OBSL	89	1	1.85%	2
	06/01/24	R17-0282.21-P-0335	STL County Water	Main	Replacement	1702	MOSL_TORNGATE_PL_8"PVC_150"OBSL	4,263	40	1.39%	59
	06/01/24	R17-0282.21-P-0334	STL County Water	Hydrants	Replacement	1702	MOSL_DUDLEY_DR_8"PVC_585"OBSL	106	1	1.85%	2
	06/01/24	R17-0282.21-P-0334	STL County Water	Main	Replacement	1702	MOSL_DUDLEY_DR_8"PVC_585"OBSL	1,593	15	1.39%	22
	06/01/24	R17-0282.21-P-0425	STL County Water	Main	Replacement	1702	MOSL_WOODHILL_DR_8"PVC_620"OBSL	0	0	0.00%	0
	06/01/24	R17-02B1.22-P-0120	STL County Water	Hydrants	Replacement	1702	MOSL_GARDEN_AVE_8"PVC_500"OBSL	0	0	0.00%	0
	06/01/24	R17-02B1.22-P-0120	STL County Water	Main	Replacement	1702	MOSL_GARDEN_AVE_8"PVC_500"OBSL	0	0	0.00%	0
	06/01/24	R17-02B1.22-P-0112	STL County Water	Main	Replacement	1702	MOSL_MAPLE_AVE_16"PVC_420"OBSL	1,078	10	1.39%	15
	06/01/24	R17-0282.21-P-0409	STL County Water	Hydrants	Replacement	1702	MOSL_MATHILDA_AVE_PH1_8"PVC_1450"OBSL	192	2	1.85%	4
	06/01/24	R17-0282.21-P-0409	STL County Water	Main	Replacement	1702	MOSL_MATHILDA_AVE_PH1_8"PVC_1450"OBSL	4,426	41	1.39%	62
	06/01/24	R17-03B1.22-P-0021	Other MO Water	Hydrants	Replacement	1703	MOSI_REPL_Frederick_Ave_3100LF_PVC	(0)	0	(50.00%)	0
	06/01/24	R17-03B1.22-P-0021	Other MO Water	Main	Replacement	1703	MOSI_REPL_Frederick_Ave_3100LF_PVC	0	0	0.00%	0
	06/01/24	R17-03B1.22-P-0021	Other MO Water	Services	Replacement	1703	MOSI_REPL_Frederick_Ave_3100LF_PVC	0	0	0.00%	0
	06/01/24	R17-0282.21-P-0336	STL County Water	Hydrants	Replacement	1702	MOSL_AMMANN_LN_8"PVC_510"OBSL	(282)	(3)	1.85%	(5)
	06/01/24	R17-0282.21-P-0336	STL County Water	Main	Replacement	1702	MOSL_AMMANN_LN_8"PVC_510"OBSL	(4,913)	(46)	1.39%	(68)
	06/01/24	R17-0282.21-P-0340	STL County Water	Hydrants	Replacement	1702	MOSL_CHARLIEDOLEY/MAT_8"PVC_1420"OBSL	733	9	1.85%	14
	06/01/24	R17-0282.21-P-0340	STL County Water	Main	Replacement	1702	MOSL_CHARLIEDOLEY/MAT_8"PVC_1420"OBSL	13,355	124	1.39%	186
	06/01/24	R17-0282.21-P-0350	STL County Water	Hydrants	Replacement	1702	MOSL_SATERNO_ST_8"PVC_1570"OBSL	224	3	1.85%	4
	06/01/24	R17-0282.21-P-0350	STL County Water	Main	Replacement	1702	MOSL_SATERNO_ST_8"PVC_1570"OBSL	6,863	64	1.39%	95
	06/01/24	R17-0282.21-P-0350	STL County Water	Meters	Replacement	1702	MOSL_SATERNO_ST_8"PVC_1570"OBSL	149	2	2.40%	4
	06/01/24	R17-0282.21-P-0350	STL County Water	Services	Replacement	1702	MOSL_SATERNO_ST_8"PVC_1570"OBSL	75	1	2.92%	2
	06/01/24	R17-01L1.23-P-0001	STL County Water	SCADA	Replacement	1702	SL SCADA Workstation REPL	9,126	530	5.76%	526
	06/01/24	R17-03B1.22-P-0022	Other MO Water	Hydrants	Replacement	1703	MOSI_REPL_Route_U_3520LF_CLS2_840LF_PVC	62,151	767	1.85%	1,150
	06/01/24	R17-03B1.22-P-0022	Other MO Water	Main	Replacement	1703	MOSI_REPL_Route_U_3520LF_CLS2_840LF_PVC	(74,582)	(691)	1.39%	(1,037)
	06/01/24	R17-03B1.22-P-0022	Other MO Water	Services	Replacement	1703	MOSI_REPL_Route_U_3520LF_CLS2_840LF_PVC	12,430	242	2.92%	363
	06/01/24	R17-0282.23-P-0003	STL County Water	Hydrants	Replacement	1702	MOSL_CRAIG_RD_PH2_12"DI_1440"OBSL	0	0	0.00%	0
	06/01/24	R17-0282.23-P-0003	STL County Water	Main	Replacement	1702	MOSL_CRAIG_RD_PH2_12"DI_1440"OBSL	0	0	0.00%	0
	06/01/24	R17-0282.23-P-0002	STL County Water	Hydrants	Replacement	1702	MOSL_CRAIG_RD_PH1_12"DI_1685"OBSL	(0)	0	0.00%	0
	06/01/24	R17-0282.23-P-0002	STL County Water	Main	Replacement	1702	MOSL_CRAIG_RD_PH1_12"DI_1685"OBSL	(1)	(0)	2.35%	(0)
	06/01/24	R17-0282.21-P-0414	STL County Water	Hydrants	Replacement	1702	MOSL_PILOT_CT_8"PVC_340"OBSL	99	7	1.85%	2
	06/01/24	R17-0282.21-P-0414	STL County Water	Main	Replacement	1702	MOSL_PILOT_CT_8"PVC_340"OBSL	897	8	1.39%	12
	06/01/24	R17-01L1.23-P-0002	STL County Water	SCADA	Replacement	1702	SL SCADA Server REPL	471	18	5.75%	27
	06/01/24	R17-03B1.22-P-0024	Other MO Water	Hydrants	Replacement	1703	MOSI_REPL_Blackwell_DeSoto_RS_Pershing	(33,184)	(409)	1.85%	(614)
	06/01/24	R17-03B1.22-P-0024	Other MO Water	Main	Replacement	1703	MOSI_REPL_Blackwell_DeSoto_RS_Pershing	(57,937)	(537)	1.39%	(805)
	06/01										

Missouri American Water Company
 WSIRA 6 (May 2024 to July 2024) Eligible Projects
 Replacements / Relocations

In Service	Date	Work Order	Tariff Group	Asset Type	Account	Profit Center	Work Order Description	Investment	Accum Dep	Dep Rate	Dep Exp
	06/01/24	R17-02B2.21-P-0365	STL County Water	Main	Replacement	1702	MOSL_HALLS_FERRY_RD_P1_8" PVC_1800'_OBSL	9,882	92	1.39%	137
	06/01/24	R17-02B2.21-P-0424	STL County Water	Hydrants	Replacement	1702	MOSL_FAIRWICK_DR_8" PVC_600'_OBSL	0	0	0.00%	0
	06/01/24	R17-02B2.21-P-0424	STL County Water	Main	Replacement	1702	MOSL_FAIRWICK_DR_8" PVC_600'_OBSL	0	(0)	0.00%	0
	06/01/24	R17-02B2.21-P-0339	STL County Water	Hydrants	Replacement	1702	MOSL_OAKRIDGE_AVE_8" PVC_930'_OBSL	(484)	(6)	1.85%	(9)
	06/01/24	R17-02B2.21-P-0339	STL County Water	Main	Replacement	1702	MOSL_OAKRIDGE_AVE_8" PVC_930'_OBSL	(8,818)	(82)	1.39%	(123)
	06/01/24	R17-02B2.21-P-0422	STL County Water	Hydrants	Replacement	1702	MOSL_IVYGATE_DR_8" PVC_2000'_OBSL	0	0	0.00%	0
	06/01/24	R17-02B2.21-P-0422	STL County Water	Main	Replacement	1702	MOSL_IVYGATE_DR_8" PVC_2000'_OBSL	0	0	0.00%	0
	06/01/24	R17-02B1.22-P-0111	STL County Water	Main	Replacement	1702	MOSL_LOOKOUT_AVE_12" PVC_450'_OBSL	10,377	96	1.39%	144
	06/01/24	R17-02B1.22-P-0113	STL County Water	Main	Replacement	1702	MOSL_MERAMEC_STATION_6" PVC_150'_OBSL	(542)	(5)	1.39%	(8)
	06/01/24	R17-02B2.21-P-0413	STL County Water	Main	Replacement	1702	MOSL_LANGLEY_AVE_8" PVC_670'_OBSL	1,658	15	1.39%	23
	06/01/24	R17-03B1.23-P-0004	Other MO Water	Hydrants	Replacement	1703	MOSI_REPL_Penn	5	0	1.72%	0
	06/01/24	R17-03B1.23-P-0004	Other MO Water	Main	Replacement	1703	MOSI_REPL_Penn	81	1	1.40%	1
	06/01/24	R17-03B1.23-P-0004	Other MO Water	Services	Replacement	1703	MOSI_REPL_Penn	9	0	2.95%	0
	06/01/24	R17-02C1.23-P-0058	STL County Water	Main	Replacement	1702	MAIN/VALVE NOV 6 THRU NOV 12 2023	104	1	1.28%	1
	06/01/24	R17-11B1.22-P-0006	Other MO Water	Hydrants	Replacement	1711	MOJP-Murphy 24" Replacement	0	0	0.00%	0
	06/01/24	R17-11B1.22-P-0006	Other MO Water	Main	Replacement	1711	MOJP-Murphy 24" Replacement	0	0	0.00%	0
	06/01/24	R17-11B1.22-P-0006	Other MO Water	Services	Replacement	1711	MOJP-Murphy 24" Replacement	0	0	0.00%	0
	06/01/24	R17-02C1.23-P-0056	STL County Water	Main	Replacement	1702	MAIN/VALVE OCT 23 THRU OCT 29 2023	211	2	1.33%	3
	06/01/24	R17-02C1.23-P-0055	STL County Water	Main	Replacement	1702	MAIN/VALVE OCT 16 THRU OCT 22 2023	(142)	(1)	1.39%	(2)
	06/01/24	R17-02B2.20-P-0176	STL County Water	Hydrants	Replacement	1702	MOSL_COTTONWOOD_DR_8" PVC_1050'_OBSL	0	0	0.00%	0
	06/01/24	R17-02B2.20-P-0176	STL County Water	Main	Replacement	1702	MOSL_COTTONWOOD_DR_8" PVC_1050'_OBSL	0	0	0.00%	0
	06/01/24	R17-02C1.23-P-0057	STL County Water	Main	Replacement	1702	MAIN/VALVE OCT 30 THRU NOV 5 2023	0	0	0.00%	0
	06/01/24	R17-02B2.23-P-0032	STL County Water	Hydrants	Replacement	1702	MOSL_HURSTGREEN_RD_8" PVC_1190'_OBSL	0	0	0.00%	0
	06/01/24	R17-02B2.23-P-0032	STL County Water	Main	Replacement	1702	MOSL_HURSTGREEN_RD_8" PVC_1190'_OBSL	0	0	0.00%	0
	06/01/24	R17-02B2.20-P-0177	STL County Water	Hydrants	Replacement	1702	MOSL_SUNDOWN_DR_8" PVC_910'_OBSL	0	0	0.00%	0
	06/01/24	R17-02B2.20-P-0177	STL County Water	Main	Replacement	1702	MOSL_SUNDOWN_DR_8" PVC_910'_OBSL	0	0	0.00%	0
	06/01/24	R17-02B2.20-P-0177	STL County Water	Meters	Replacement	1702	MOSL_SUNDOWN_DR_8" PVC_910'_OBSL	0	0	0.00%	0
	06/01/24	R17-02B2.20-P-0177	STL County Water	Services	Replacement	1702	MOSL_SUNDOWN_DR_8" PVC_910'_OBSL	0	0	0.00%	0
	06/01/24	R17-01L1.23-P-0012	Other MO Water	SCADA	Replacement	1704	PV Tank Lvl Trans RepL	3,821	147	5.76%	220
	06/01/24	R17-02B2.21-P-0113	STL County Water	Hydrants	Replacement	1702	MOSL_TRENTON_AVE_8" PVC_690'_OBSL	1,776	22	1.85%	33
	06/01/24	R17-02B2.21-P-0113	STL County Water	Main	Replacement	1702	MOSL_TRENTON_AVE_8" PVC_690'_OBSL	54,454	505	1.39%	757
	06/01/24	R17-02B2.21-P-0113	STL County Water	Meters	Replacement	1702	MOSL_TRENTON_AVE_8" PVC_690'_OBSL	1,184	19	2.40%	28
	06/01/24	R17-02B2.21-P-0113	STL County Water	Services	Replacement	1702	MOSL_TRENTON_AVE_8" PVC_690'_OBSL	592	12	2.92%	17
	06/01/24	R17-02F1.23-P-0059	STL County Water	Hydrants	Replacement	1702	HYDRANTS NOV 13 THRU NOV 19 2023	(929)	(11)	1.85%	(17)
	06/01/24	R17-02F1.23-P-0059	STL County Water	Main	Replacement	1702	HYDRANTS NOV 13 THRU NOV 19 2023	(82)	(1)	1.39%	(1)
	06/01/24	R17-02B2.23-P-0078	STL County Water	Hydrants	Replacement	1702	MOSL_MOORLANDS_DR_8" PVC_1950'_OBSL	254	3	1.85%	5
	06/01/24	R17-02B2.23-P-0078	STL County Water	Main	Replacement	1702	MOSL_MOORLANDS_DR_8" PVC_1950'_OBSL	4,722	44	1.39%	66
	06/01/24	R17-70C1.23-P-0003	Other MO Water	Main	Replacement	1770	MOWO W Unsched Main Wyman Dr & Raymore	0	0	0.00%	0
	06/01/24	R17-02C1.23-P-0059	STL County Water	Main	Replacement	1702	MAIN/VALVE NOV 13 THRU NOV 19 2023	8,410	78	1.39%	117
	06/01/24	R17-61B1.23-P-0007	Other MO Water	Main	Replacement	1761	MOGC_Old_Hwy7_Replacement_620'_8" C900	1,917	18	1.39%	27
	06/01/24	R17-70C1.23-P-0002	Other MO Water	Main	Replacement	1770	MOWO Unscheduled Mains State O Hwy	0	0	0.00%	0
	06/01/24	R17-11F2.23-P-0002	Other MO Water	Hydrants	Replacement	1711	April CIAC Hydrant	2,813	35	1.85%	52
	06/01/24	R17-10B1.23-P-0019	Other MO Water	Main	Replacement	1710	MOMX_Pollock_Road_2" Vlv_Replic	0	0	0.00%	0
	06/01/24	R17-02C1.23-P-0061	STL County Water	Main	Replacement	1702	MAIN/VALVE NOV 27 THRU DEC 3 2023	2,889	27	1.39%	40
	06/01/24	R17-02F1.23-P-0061	STL County Water	Hydrants	Replacement	1702	HYDRANTS MAR 27 THRU APRIL 2 2023	146	2	1.83%	3
	06/01/24	R17-02B2.20-P-0200	STL County Water	Hydrants	Replacement	1702	MOSL_CRYSTAL_INDUSTRIAL_12_PVC_1750'_OBSL	77	1	1.86%	1
	06/01/24	R17-02B2.20-P-0200	STL County Water	Main	Replacement	1702	MOSL_CRYSTAL_INDUSTRIAL_12_PVC_1750'_OBSL	2,364	22	1.39%	33
	06/01/24	R17-02B2.20-P-0200	STL County Water	Meters	Replacement	1702	MOSL_CRYSTAL_INDUSTRIAL_12_PVC_1750'_OBSL	51	1	2.41%	1
	06/01/24	R17-02B2.20-P-0200	STL County Water	Services	Replacement	1702	MOSL_CRYSTAL_INDUSTRIAL_12_PVC_1750'_OBSL	26	1	2.92%	1
	06/01/24	R17-02C1.23-P-0060	STL County Water	Main	Replacement	1702	MAIN/VALVE NOV 20 THRU NOV 26 2023	(3,411)	(32)	1.39%	(47)
	06/01/24	R17-02B2.23-P-0009	STL County Water	Hydrants	Replacement	1702	MOSL_NEW_FLORISSANT_P1_12" DI_1055'_OBSL	45	1	1.85%	1
	06/01/24	R17-02B2.23-P-0009	STL County Water	Main	Replacement	1702	MOSL_NEW_FLORISSANT_P1_12" DI_1055'_OBSL	2,021	19	1.39%	28
	06/01/24	R17-02B2.23-P-0009	STL County Water	Meters	Replacement	1702	MOSL_NEW_FLORISSANT_P1_12" DI_1055'_OBSL	157	3	2.40%	4
	06/01/24	R17-02B2.23-P-0009	STL County Water	Services	Replacement	1702	MOSL_NEW_FLORISSANT_P1_12" DI_1055'_OBSL	470	9	2.92%	14
	06/01/24	R17-02B2.22-P-0315	STL County Water	Hydrants	Replacement	1702	MOSL_NEWBOLD_DR_8" PVC_1235'_OBSL	56	1	1.86%	1
	06/01/24	R17-02B2.22-P-0315	STL County Water	Main	Replacement	1702	MOSL_NEWBOLD_DR_8" PVC_1235'_OBSL	1,718	16	1.39%	24
	06/01/24	R17-02B2.22-P-0315	STL County Water	Meters	Replacement	1702	MOSL_NEWBOLD_DR_8" PVC_1235'_OBSL	19	0	2.36%	0
	06/01/24	R17-02B2.22-P-0315	STL County Water	Services	Replacement	1702	MOSL_NEWBOLD_DR_8" PVC_1235'_OBSL	37	1	2.92%	1
	06/01/24	R17-02B2.21-P-0423	STL County Water	Hydrants	Replacement	1702	MOSL_HOLLYSHIRE_DR_8" PVC_950'_OBSL	0	0	0.00%	(0)
	06/01/24	R17-02B2.21-P-0423	STL County Water	Main	Replacement	1702	MOSL_HOLLYSHIRE_DR_8" PVC_950'_OBSL	0	0	0.00%	(0)
	06/01/24	R17-02B2.20-P-0187	STL County Water	Hydrants	Replacement	1702	MOSL_FAIRY_BELL_DR_8" PVC_650'_OBSL	337	4	1.85%	6
	06/01/24	R17-02B2.20-P-0187	STL County Water	Main	Replacement	1702	MOSL_FAIRY_BELL_DR_8" PVC_650'_OBSL	6,965	65	1.39%	97
	06/01/24	R17-02B2.19-P-0300	STL County Water	Hydrants	Replacement	1702	MOSL_College_Ave_8" PVC_OBSL	28	0	1.87%	1
	06/01/24	R17-02B2.19-P-0300	STL County Water	Main	Replacement	1702	MOSL_College_Ave_8" PVC_OBSL	2,524	23	1.39%	35
	06/01/24	R17-02B2.22-P-0321	STL County Water	Hydrants	Replacement	1702	MOSL_WYNCLIFF_LN_8" PVC_355'_OBSL	0	0	0.00%	0
	06/01/24	R17-02B2.22-P-0321	STL County Water	Main	Replacement	1702	MOSL_WYNCLIFF_LN_8" PVC_355'_OBSL	0	0	0.00%	0
	06/01/24	R17-02B2.22-P-0321	STL County Water	Meters	Replacement	1702	MOSL_WYNCLIFF_LN_8" PVC_355'_OBSL	0	0	0.00%	0
	06/01/24	R17-02B2.22-P-0321	STL County Water	Services	Replacement	1702	MOSL_WYNCLIFF_LN_8" PVC_355'_OBSL	0	0	0.00%	0
	06/01/24	R17-02B2.22-P-0323	STL County Water	Hydrants	Replacement	1702	MOSL_BRIAR_RIDGE_LN_8" PVC_1150'_OBSL	0	0	0.00%	0
	06/01/24	R17-02B2.22-P-0323	STL County Water	Main	Replacement	1702	MOSL_BRIAR_RIDGE_LN_8" PVC_1150'_OBSL	0	0	0.00%	0
	06/01/24	R17-02B2.20-P-0185	STL County Water	Hydrants	Replacement	1702	MOSL_BERKAY_AVE_8" PVC_1350'_OBSL	551	7	1.85%	10
	06/01/24	R17-02B2.20-P-0185	STL County Water	Main	Replacement	1702	MOSL_BERKAY_AVE_8" PVC_1350'_OBSL	23,942	222	1.39%	333
	06/01/24	R17-02B2.23-P-0077	STL County Water	Hydrants	Replacement	1702	MOSL_ARTHUR_AVE_8" PVC_900'_OBSL	(49)	(1)	1.85%	(1)
	06/01/24	R17-02B2.23-P-0077	STL County Water	Main	Replacement	1702	MOSL_ARTHUR_AVE_8" PVC_900'_OBSL	(907)	(8)	1.39%	(13)
	06/01/24	R17-02B2.23-P-0080	STL County Water	Main	Replacement	1702	MOSL_BROOKLINE_TERRACE_8" PVC_870'_OBSL	(10,501)	(97)	1.39%	(146)
	06/01/24	R17-02B2.23-P-0075	STL County Water	Main	Replacement	1702	MOSL_PAGE_AVE_PH3_1000'_12" PVC_OBSL	6,660	62	1.39%	93
	06/01/24	R17-02B2.22-P-0318	STL County Water	Hydrants	Replacement	1702	MOSL_DOMINION_DR_8" PVC_545'_OBSL	0	0	0.00%	0
	06/01/24	R17-02B2.22-P-0318	STL County Water	Main	Replacement	1702	MOSL_DOMINION_DR_8" PVC_545'_OBSL	0	0	0.00%	0
	06/01/24	R17-02B2.22-P-0317	STL County Water	Hydrants	Replacement	1702	MOSL_WOODGATE_DR_8" PVC_1160'_OBSL	0	0	0.00%	0
	06/01/24	R17-02B2.22-P-0317	STL County Water	Main	Replacement	1702	MOSL_WOODGATE_DR_8" PVC_1160'_OBSL	0	0	0.00%	0
	06/01/24	R17-02B2.22-P-0317	STL County Water	Meters	Replacement	1702	MOSL_WOODGATE_DR_8" PVC_1160'_OBSL	0	0	0.00%	0
	06/01/24	R17-02B2.22-P-0317	STL County Water	Services	Replacement	1702	MOSL_WOODGATE_DR_8" PVC_1160'_OBSL	0	0	0.00%	0
	06/01/24	R17-03B1.23-P-0030	Other MO Water	Main	Replacement	1703	MOSI_REPL Val Phase 3	0	(0)	0.00%	0
	06/01/24	R17-02C1.23-P-0066	STL County Water	Main	Replacement	1702	MAIN/VALVE DEC 4 THRU DEC 10 2023	175	2	1.33%	2
	06/01/24	R17-01L1.23-P-0006	STL County Water	SCADA	Replacement	1702	SL SP Influent PLC G REPL	0	0	0.00%	0
	06/01/24	R17-11B1.22-P-0014	Other MO Water	Hydrants	Replacement	1711	MOJP_South_Mississippi_Ave	0	0	0.00%	0
	06/01/24	R17-11B1.22-P-0014	Other MO Water	Main	Replacement	1711	MOJP_South_Mississippi_Ave	0	0	0.00%	0
	06/01/24	R17-11B1.22-P-0014	Other MO Water	Services							

Missouri American Water Company
 WSIRA 6 (May 2024 to July 2024) Eligible Projects
 Replacements / Relocations

In Service	Date	Work Order	Tariff Group	Asset Type	Account	Profit Center	Work Order Description	Investment	Accum Dep	Dep Rate	Dep Exp
	06/01/24	R17-0282.23-P-0017	STL County Water	Services	Replacement	1702	MOSL_NEW_FLOISSANT_P9_12" DI_925' OBSL	37	1	2.94%	1
	06/01/24	R17-0282.20-P-0186	STL County Water	Main	Replacement	1702	MOSL_LOLEATE_DR_8" PVC_370' OBSL	8,443	78	1.39%	117
	06/01/24	R17-0282.22-P-0319	STL County Water	Main	Replacement	1702	MOSL_TWIN_FAWNS_DR_PH1_8" PVC_910' OBSL	0	0	0.00%	0
	06/01/24	R17-0282.22-P-0319	STL County Water	Meters	Replacement	1702	MOSL_TWIN_FAWNS_DR_PH1_8" PVC_910' OBSL	0	0	0.00%	0
	06/01/24	R17-0282.22-P-0319	STL County Water	Services	Replacement	1702	MOSL_TWIN_FAWNS_DR_PH1_8" PVC_910' OBSL	0	0	0.00%	0
	06/01/24	R17-0282.22-P-0320	STL County Water	Hydrants	Replacement	1702	MOSL_TWIN_FAWNS_DR_PH2_8" PVC_1610' OBSL	0	0	0.00%	0
	06/01/24	R17-0282.22-P-0320	STL County Water	Main	Replacement	1702	MOSL_TWIN_FAWNS_DR_PH2_8" PVC_1610' OBSL	0	0	0.00%	0
	06/01/24	R17-0282.22-P-0320	STL County Water	Meters	Replacement	1702	MOSL_TWIN_FAWNS_DR_PH2_8" PVC_1610' OBSL	0	0	0.00%	0
	06/01/24	R17-0282.22-P-0320	STL County Water	Services	Replacement	1702	MOSL_TWIN_FAWNS_DR_PH2_8" PVC_1610' OBSL	0	0	0.00%	0
	06/01/24	R17-0381.23-P-0032	Other MO Water	Main	Replacement	1703	MOSI_REPL_Valves_Phase_4	0	0	0.00%	(0)
	06/01/24	R17-0111.23-P-0007	STL County Water	SCADA	Replacement	1702	SL SP 4160V Subst Power Meters REPL	51	2	5.77%	3
	06/01/24	R17-6181.23-P-0009	Other MO Water	Main	Replacement	1761	MOGCW_6"VLV & Replace VLV	2,756	26	1.39%	38
	06/01/24	R17-0381.22-P-0026	Other MO Water	Hydrants	Replacement	1703	MOSI_REPL_ARLINGTON_800LF_4"8" PVC	0	(0)	0.00%	0
	06/01/24	R17-0381.22-P-0026	Other MO Water	Main	Replacement	1703	MOSI_REPL_ARLINGTON_800LF_4"8" PVC	0	0	0.00%	0
	06/01/24	R17-0381.22-P-0026	Other MO Water	Services	Replacement	1703	MOSI_REPL_ARLINGTON_800LF_4"8" PVC	0	0	0.00%	0
	06/01/24	R17-11H1.12-P-0001	Other MO Water	Services	Replacement	1711	Service Line - Copper 3/4"	(341)	(7)	2.92%	(10)
	06/01/24	R17-02C1.23-P-0067	STL County Water	Main	Replacement	1702	MAIN/VALVE DEC 11 THRU DEC 17 2023	268	3	1.49%	4
	06/01/24	R17-55C1.24-P-0001	Other MO Water	Main	Replacement	1755	MOBM-Mains-Unscheduled	13,529	125	1.39%	188
	06/01/24	R17-24C1.24-P-0001	Other MO Water	Main	Replacement	1704	MOBW-Mains-Unscheduled	0	0	0.00%	0
	06/01/24	R17-02B2.20-P-0180	STL County Water	Hydrants	Replacement	1702	MOSL_PARK_LANE_CT_8" PVC_100' OBSL	0	0	0.00%	0
	06/01/24	R17-02B2.20-P-0180	STL County Water	Main	Replacement	1702	MOSL_PARK_LANE_CT_8" PVC_100' OBSL	0	0	0.00%	0
	06/01/24	R17-02B2.20-P-0202	STL County Water	Hydrants	Replacement	1702	MOSL_MID_COUNTY_INDUSTR_12_PVC_1750' OBSL	10,810	133	1.85%	200
	06/01/24	R17-02B2.20-P-0202	STL County Water	Main	Replacement	1702	MOSL_MID_COUNTY_INDUSTR_12_PVC_1750' OBSL	145,154	1,345	1.39%	2,018
	06/01/24	R17-03C1.24-P-0001	Other MO Water	Main	Replacement	1703	MOSI_Mains - Unscheduled Blanket	204,315	1,893	1.39%	2,840
	06/01/24	R17-09C1.24-P-0001	Other MO Water	Main	Replacement	1709	MOSC-Mains-Unscheduled	30,899	286	1.39%	429
	06/01/24	R17-10C1.24-P-0001	Other MO Water	Main	Replacement	1710	MOMX-Mains-Unscheduled	(1,060)	(10)	1.39%	(15)
	06/01/24	R17-12C1.24-P-0001	Other MO Water	Main	Replacement	1712	MOCJ-Mains-Unscheduled	108,867	1,009	1.39%	1,513
	06/01/24	R17-02B2.19-P-0457	STL County Water	Hydrants	Replacement	1702	MOSL_WOODSON_RD_PH2_12" PV_1450' OBSL	2,196	27	1.85%	41
	06/01/24	R17-02B2.19-P-0457	STL County Water	Main	Replacement	1702	MOSL_WOODSON_RD_PH2_12" PV_1450' OBSL	51,610	478	1.39%	717
	06/01/24	R17-11H2.24-P-0001	Other MO Water	Meters	Replacement	1711	MOJP-Services and Laterals-Replaced Lead	74,550	1,193	2.40%	1,789
	06/01/24	R17-11H2.24-P-0001	Other MO Water	Services	Replacement	1711	MOJP-Services and Laterals-Replaced Lead	380,048	7,398	2.92%	11,097
	06/01/24	R17-02B2.20-P-0201	STL County Water	Hydrants	Replacement	1702	MOSL_CHAPIN_INDUSTRIAL_12_PVC_2870' OBSL	242	3	1.85%	4
	06/01/24	R17-02B2.20-P-0201	STL County Water	Main	Replacement	1702	MOSL_CHAPIN_INDUSTRIAL_12_PVC_2870' OBSL	3,160	29	1.39%	44
	06/01/24	R17-02B2.23-P-0010	STL County Water	Main	Replacement	1702	MOSL_NEW_FLOISSANT_P2_12" DI_900' OBSL	2,103	20	1.39%	29
	06/01/24	R17-02B2.23-P-0010	STL County Water	Meters	Replacement	1702	MOSL_NEW_FLOISSANT_P2_12" DI_900' OBSL	171	3	2.40%	4
	06/01/24	R17-02B2.23-P-0010	STL County Water	Services	Replacement	1702	MOSL_NEW_FLOISSANT_P2_12" DI_900' OBSL	512	10	2.92%	15
	06/01/24	R17-02B2.23-P-0074	STL County Water	Hydrants	Replacement	1702	MOSL_PAGE_AVE_PH2_1000' 12" PVC OBSL	331	4	1.85%	6
	06/01/24	R17-02B2.23-P-0074	STL County Water	Main	Replacement	1702	MOSL_PAGE_AVE_PH2_1000' 12" PVC OBSL	4,439	41	1.39%	62
	06/01/24	R17-02B2.23-P-0074	STL County Water	Services	Replacement	1702	MOSL_PAGE_AVE_PH2_1000' 12" PVC OBSL	1,723	34	2.92%	50
	06/01/24	R17-02B2.23-P-0079	STL County Water	Hydrants	Replacement	1702	MOSL_EDWARDS_TERRACE_8" PVC_800' OBSL	(2,980)	(37)	1.85%	(55)
	06/01/24	R17-02B2.23-P-0079	STL County Water	Main	Replacement	1702	MOSL_EDWARDS_TERRACE_8" PVC_800' OBSL	(4,320)	(40)	1.39%	(60)
	06/01/24	R17-02B1.23-P-0020	STL County Water	Hydrants	Replacement	1702	MOSL_OAKHAVEN_LN_8" PVC_690' OBSLInstall	0	0	0.00%	0
	06/01/24	R17-02B1.23-P-0020	STL County Water	Main	Replacement	1702	MOSL_OAKHAVEN_LN_8" PVC_690' OBSLInstall	0	0	0.00%	0
	06/01/24	R17-02C1.23-P-0068	STL County Water	Main	Replacement	1706	MAIN/VALVE DEC 18 THRU DEC 24 2023	4,782	44	1.39%	67
	06/01/24	R17-06C1.24-P-0001	Other MO Water	Main	Replacement	1702	MOWB-Mains-Unscheduled	7,272	67	1.39%	101
	06/01/24	R17-11C1.24-P-0001	Other MO Water	Main	Replacement	1711	MOJP-Mains-Unscheduled	31,698	294	1.39%	441
	06/01/24	R17-02B2.20-P-0179	STL County Water	Hydrants	Replacement	1702	MOSL_PARK_LANE_8" PVC_1930' OBSL	0	0	0.00%	0
	06/01/24	R17-02B2.20-P-0179	STL County Water	Main	Replacement	1702	MOSL_PARK_LANE_8" PVC_1930' OBSL	0	0	0.00%	0
	06/01/24	R17-02B2.21-P-0115	STL County Water	Hydrants	Replacement	1702	MOSL_LIBERTY_AVE_8" PVC_600' OBSL	718	9	1.85%	13
	06/01/24	R17-02B2.21-P-0115	STL County Water	Main	Replacement	1702	MOSL_LIBERTY_AVE_8" PVC_600' OBSL	22,016	204	1.39%	306
	06/01/24	R17-02B2.21-P-0115	STL County Water	Meters	Replacement	1702	MOSL_LIBERTY_AVE_8" PVC_600' OBSL	479	8	2.40%	11
	06/01/24	R17-02B2.21-P-0115	STL County Water	Services	Replacement	1702	MOSL_LIBERTY_AVE_8" PVC_600' OBSL	239	5	2.92%	7
	06/01/24	R17-12J1.24-P-0001	Other MO Water	Meters	Replacement	1712	MOJC-Meters-Replaced	1,524	24	2.40%	37
	06/01/24	R17-11H1.24-P-0001	Other MO Water	Services	Replacement	1711	MOJP-Services and Laterals-Replaced	73,856	1,438	2.92%	2,157
	06/01/24	R17-12G1.24-P-0001	Other MO Water	Services	Replacement	1712	MOJC-Services and Laterals-New Blanket	1,798	35	2.92%	52
	06/01/24	R17-11F1.24-P-0001	Other MO Water	Hydrants	Replacement	1711	MOJP-Hydrants Valves and Manholes-Repl	7,238	89	1.85%	134
	06/01/24	R17-11F1.24-P-0001	Other MO Water	Main	Replacement	1711	MOJP-Hydrants Valves and Manholes-Repl	1,039	10	1.39%	14
	06/01/24	R17-10H1.24-P-0001	Other MO Water	Meters	Replacement	1710	MOMX-Services and Laterals-Repl Blanket	12,666	203	2.40%	304
	06/01/24	R17-10H1.24-P-0001	Other MO Water	Services	Replacement	1710	MOMX-Services and Laterals-Repl Blanket	(486)	(9)	2.92%	(14)
	06/01/24	R17-04J1.24-P-0001	Other MO Water	Meters	Replacement	1704	MOPV-Meters-Replaced	2,295	37	2.40%	55
	06/01/24	R17-02B2.22-P-0335	STL County Water	Hydrants	Replacement	1702	MOSL_CUMBERLAND_DR_8" PVC_1555' OBSL	0	0	0.00%	0
	06/01/24	R17-02B2.22-P-0335	STL County Water	Main	Replacement	1702	MOSL_CUMBERLAND_DR_8" PVC_1555' OBSL	0	0	0.00%	0
	06/01/24	R17-02B2.23-P-0098	STL County Water	Main	Replacement	1702	MOSL-Graovis_Delores_12" 540' HDPE-OBSL	0	(0)	0.00%	(0)
	06/01/24	R17-02B1.23-P-0017	STL County Water	Main	Replacement	1702	MOSL_LADUE_WOODS_DR_8" PVC_1345' OBSL	(8)	(0)	1.30%	(0)
	06/01/24	R17-02B2.19-P-0456	STL County Water	Hydrants	Replacement	1702	MOSL_WOODSON_RD_PH1_12" PV_1100' OBSL	2,328	29	1.85%	43
	06/01/24	R17-02B2.19-P-0456	STL County Water	Main	Replacement	1702	MOSL_WOODSON_RD_PH1_12" PV_1100' OBSL	52,970	491	1.39%	736
	06/01/24	R17-02B2.19-P-0456	STL County Water	Meters	Replacement	1702	MOSL_WOODSON_RD_PH1_12" PV_1100' OBSL	1,164	19	2.40%	28
	06/01/24	R17-02B2.19-P-0456	STL County Water	Services	Replacement	1702	MOSL_WOODSON_RD_PH1_12" PV_1100' OBSL	582	11	2.92%	17
	06/01/24	R17-02B1.23-P-0018	STL County Water	Hydrants	Replacement	1702	MOSL_LADUE_WOODS_CT_8" PVC_500' OBSL	0	0	0.00%	0
	06/01/24	R17-02B1.23-P-0018	STL County Water	Main	Replacement	1702	MOSL_LADUE_WOODS_CT_8" PVC_500' OBSL	0	0	0.00%	0
	06/01/24	R17-12F1.24-P-0001	Other MO Water	Hydrants	Replacement	1712	MOJC-Hydrnt Vls and Mnhs-Repl Blanket	19,895	245	1.85%	368
	06/01/24	R17-09F1.24-P-0001	Other MO Water	Hydrants	Replacement	1709	MOSC-Hydrants Valves and Manholes-Repl	32,096	396	1.85%	594
	06/01/24	R17-04H2.24-P-0001	Other MO Water	Services	Replacement	1704	MOPV-Services and Laterals-Repl (LSLR)	0	0	0.00%	0
	06/01/24	R17-03H1.24-P-0001	Other MO Water	Meters	Replacement	1703	MOSI_Services and Laterals-Replaced	60,129	962	2.40%	1,443
	06/01/24	R17-03H1.24-P-0001	Other MO Water	Services	Replacement	1703	MOSI_Services and Laterals-Replaced	31,538	614	2.92%	921
	06/01/24	R17-12G2.24-P-0001	Other MO Water	Meters	Replacement	1712	MOJC-Services and Laterals-(LSLR)Blanket	46,732	748	2.40%	1,122
	06/01/24	R17-12G2.24-P-0001	Other MO Water	Services	Replacement	1712	MOJC-Services and Laterals-(LSLR)Blanket	(29,624)	(577)	2.92%	(865)
	06/01/24	R17-06H1.24-P-0001	Other MO Water	Meters	Replacement	1706	MOWB-Services and Laterals-Repl Blanket	38,382	614	2.40%	921
	06/01/24	R17-06H1.24-P-0001	Other MO Water	Services	Replacement	1706	MOWB-Services and Laterals-Repl Blanket	3,651	71	2.92%	107
	06/01/24	R17-04H1.24-P-0001	Other MO Water	Meters	Replacement	1704	MOPV-Services and Laterals-Repl Blanket	38,888	622	2.40%	933
	06/01/24	R17-04H1.24-P-0001	Other MO Water	Services	Replacement	1704	MOPV-Services and Laterals-Repl Blanket	9,979	194	2.92%	291
	06/01/24	R17-02C1.23-P-0049	STL County Water	Main	Replacement	1702	REBORG UNDER I-44 AT BIG BEND	0	0	0.00%	0
	06/01/24	R17-02B2.22-P-0338	STL County Water	Hydrants	Replacement	1702	MOSL_NATURAL_BRIDGE_Ph1_12" DI_700' OBSL	(264)	(3)	1.85%	(5)
	06/01/24	R17-02B2.22-P-0338	STL County Water	Main	Replacement	1702	MOSL_NATURAL_BRIDGE_Ph1_12" DI_700' OBSL	(8,358)	(77)	1.39%	(116)
	06/01/24	R17-02B2.22-P-0342	STL County Water	Hydrants	Replacement	1702	MOSL_MALINE_AVE_8" PVC_230' OBSL	(325)	(4)	1.85%	(6)
	06/01/24	R17-02B2.22-P-0342	STL County Water	Main	Replacement	1702	MOSL_MALINE_AVE_8" PVC_230' OBSL	(7,630)	(71)	1.39%	(106)
	06/01/24	R17-04C1.24-P-0001	Other MO Water	Main	Replacement	1704	MOPV-Mains-Unscheduled	17,580	163	1.39%	244
	06/01/24	R17-03H2.24-P-0001									

Missouri American Water Company
 WSIRA 6 (May 2024 to July 2024) Eligible Projects
 Replacements / Relocations

In Service	Date	Work Order	Tariff Group	Asset Type	Account	Profit Center	Work Order Description	Investment	Accum Dep	Dep Rate	Dep Exp
	06/01/24	R17-53H2.24-P-0001	Other MO Water	Services	Replacement	1708	MOLS_Services and Laterals-LSL	1,474	29	2.92%	43
	06/01/24	R17-53H2.24-P-0001	Other MO Water	Services	Replacement	1753	MOLS_Services and Laterals-LSL	4	0	2.84%	0
	06/01/24	R17-53J1.24-P-0001	Other MO Water	Meters	Replacement	1753	MOLS-Meters-Replaced	1,206	19	2.40%	29
	06/01/24	R17-09H1.24-P-0001	Other MO Water	Services	Replacement	1709	MOSC-Services and Laterals-Replaced	81,188	1,580	2.92%	2,371
	06/01/24	R17-09J1.24-P-0001	Other MO Water	Meters	Replacement	1709	MOSC-Meters-Replaced	108,299	1,733	2.40%	2,599
	06/01/24	R17-65F1.23-P-0001	Other MO Water	Hydrants	Replacement	1765	MOPC_Hydrants/Valves Replaced	1,899	23	1.85%	35
	06/01/24	R17-61H1.24-P-0001	Other MO Water	Services	Replacement	1761	MOGCW-Services and Laterals-Replaced	11,080	216	2.92%	324
	06/01/24	R17-61C1.24-P-0001	Other MO Water	Main	Replacement	1761	MOGCW-Mains-Unscheduled	34,751	322	1.39%	483
	06/01/24	R17-55J1.24-P-0001	Other MO Water	Meters	Replacement	1755	MOBM-Meters-Replaced	43,533	697	2.40%	1,045
	06/01/24	R17-55H1.24-P-0001	Other MO Water	Services	Replacement	1755	MOBM-Services and Laterals-Replaced	14,403	280	2.92%	421
	06/01/24	R17-53C1.24-P-0001	Other MO Water	Main	Replacement	1753	MOLS-Mains-Unscheduled	(19)	(0)	1.40%	(0)
	06/01/24	R17-03J1.24-P-0001	Other MO Water	Meters	Replacement	1703	MOSI-Meters-Replaced	356,446	5,703	2.40%	8,555
	06/01/24	R17-03F1.24-P-0001	Other MO Water	Hydrants	Replacement	1703	MOSI_Hydrant Valves & Manhole Repl Blanket	47,791	589	1.85%	884
	06/01/24	R17-02J1.24-P-0001	STL County Water	Meters	Replacement	1702	MOSL-Meters-Replaced	1,197,803	19,165	2.40%	28,747
	06/01/24	R17-10H2.24-P-0001	Other MO Water	Meters	Replacement	1710	MOMX-Services and Laterals-Repl Blanket	21,908	351	2.40%	526
	06/01/24	R17-10H2.24-P-0001	Other MO Water	Services	Replacement	1710	MOMX-Services and Laterals-Repl Blanket	63,401	1,234	2.92%	1,851
	06/01/24	R17-06J1.24-P-0001	Other MO Water	Meters	Replacement	1706	MOWB-Meters-Replaced	74,018	1,184	2.40%	1,776
	06/01/24	R17-06F1.24-P-0001	Other MO Water	Hydrants	Replacement	1706	MOWB-Hydrant Vls and Mnhls-Repl Blanket	21,829	269	1.85%	404
	06/01/24	R17-04F1.24-P-0001	Other MO Water	Hydrants	Replacement	1704	MOPV-Hydrant Vls and Mnhls-Repl Blanket	(306)	(4)	1.85%	(6)
	06/01/24	R17-02B2.20-P-0183	STL County Water	Hydrants	Replacement	1702	MOSL_BROOKFIELD_DR_8"PVC_665" OBSL	3,180	39	1.85%	59
	06/01/24	R17-02B2.20-P-0183	STL County Water	Main	Replacement	1702	MOSL_BROOKFIELD_DR_8"PVC_665" OBSL	12,085	112	1.39%	168
	06/01/24	R17-02C1.24-P-0003	STL County Water	Main	Replacement	1702	MAIN/VALVE JAN 8 - JAN 14 2024	6,210	58	1.39%	86
	06/01/24	R17-02C1.24-P-0002	STL County Water	Main	Replacement	1702	MAIN/VALVE JAN 1 - JAN 7 2024	5,911	55	1.39%	82
	06/01/24	R17-02C1.24-P-0012	STL County Water	Main	Replacement	1702	MAIN/VALVE APR 1 - APR 30 2024	99,902	926	1.39%	1,388
	06/01/24	R17-02B1.24-P-0002	STL County Water	Main	Replacement	1702	MOSL-JBCemetery-350' 12"DI-OBSL	(269)	(2)	1.39%	(4)
	06/01/24	R17-02B2.23-P-0036	STL County Water	Hydrants	Replacement	1702	MOSL_GREENPARK_RD_P2_12" DI_950' OBSL	0	0	0.00%	0
	06/01/24	R17-02B2.23-P-0036	STL County Water	Main	Replacement	1702	MOSL_GREENPARK_RD_P2_12" DI_950' OBSL	0	0	0.00%	0
	06/01/24	R17-02C1.24-P-0009	STL County Water	Main	Replacement	1702	MAIN/VALVE FEB 19 - FEB 25 2024	1,088	10	1.39%	15
	06/01/24	R17-02C1.24-P-0008	STL County Water	Main	Replacement	1702	MAIN/VALVE FEB 12 - FEB 18 2024	24,827	230	1.39%	345
	06/01/24	R17-02C1.24-P-0005	STL County Water	Main	Replacement	1702	MAIN/VALVE JAN 22 - JAN 28 2024	55,509	515	1.39%	772
	06/01/24	R17-02B1.22-P-0138	STL County Water	Hydrants	Replacement	1702	MOSL_ROSEBUSH_IN_8"PVC_425" OBSL	1,017	13	1.85%	19
	06/01/24	R17-02B1.22-P-0138	STL County Water	Main	Replacement	1702	MOSL_ROSEBUSH_IN_8"PVC_425" OBSL	32,201	298	1.39%	448
	06/01/24	R17-11B1.23-P-0010	Other MO Water	Hydrants	Replacement	1711	MOJP_TREKK_WEST_CENTRAL REPLACEMENT	643	8	1.85%	12
	06/01/24	R17-11B1.23-P-0010	Other MO Water	Main	Replacement	1711	MOJP_TREKK_WEST_CENTRAL REPLACEMENT	1,179	11	1.39%	16
	06/01/24	R17-11B1.23-P-0010	Other MO Water	Services	Replacement	1711	MOJP_TREKK_WEST_CENTRAL REPLACEMENT	582	11	2.92%	17
	06/01/24	R17-02C1.24-P-0011	STL County Water	Hydrants	Replacement	1702	MAIN/VALVE MAR 1 - MAR 31 2024	1,158	14	1.85%	21
	06/01/24	R17-02C1.24-P-0011	STL County Water	Main	Replacement	1702	MAIN/VALVE MAR 1 - MAR 31 2024	177,108	1,641	1.39%	2,462
	06/01/24	R17-02B2.20-P-0115	STL County Water	Hydrants	Replacement	1702	MOSL_PARK_LAWN_DR_8"PVC_1100" OBSL	0	0	0.00%	0
	06/01/24	R17-02B2.20-P-0115	STL County Water	Main	Replacement	1702	MOSL_PARK_LAWN_DR_8"PVC_1100" OBSL	0	0	0.00%	0
	06/01/24	R17-02B2.23-P-0012	STL County Water	Hydrants	Replacement	1702	MOSL_NEW_FLORISSANT_P4_12" DI_875' OBSL	18	0	1.82%	0
	06/01/24	R17-02B2.23-P-0012	STL County Water	Main	Replacement	377	MOSL_NEW_FLORISSANT_P4_12" DI_875' OBSL	377	4	1.39%	5
	06/01/24	R17-02B2.23-P-0012	STL County Water	Meters	Replacement	1702	MOSL_NEW_FLORISSANT_P4_12" DI_875' OBSL	41	1	2.39%	1
	06/01/24	R17-02B2.23-P-0012	STL County Water	Services	Replacement	1702	MOSL_NEW_FLORISSANT_P4_12" DI_875' OBSL	122	2	2.92%	4
	06/01/24	R17-02C1.24-P-0010	STL County Water	Main	Replacement	1702	MAIN/VALVE FEB 25 - FEB 29 2024	3,900	36	1.39%	54
	06/01/24	R17-02B2.21-P-0038	STL County Water	Hydrants	Replacement	1702	MOSL_GOLDEN_GATE_DR_8"PVC_870" OBSL	1,762	22	1.85%	33
	06/01/24	R17-02B2.21-P-0038	STL County Water	Main	Replacement	1702	MOSL_GOLDEN_GATE_DR_8"PVC_870" OBSL	22,555	209	1.39%	314
	06/01/24	R17-02B2.21-P-0038	STL County Water	Meters	Replacement	1702	MOSL_GOLDEN_GATE_DR_8"PVC_870" OBSL	3,505	56	2.40%	84
	06/01/24	R17-02B2.21-P-0038	STL County Water	Services	Replacement	1702	MOSL_GOLDEN_GATE_DR_8"PVC_870" OBSL	11,684	227	2.92%	341
	06/01/24	R17-02B2.21-P-0583	STL County Water	Main	Replacement	1702	MOSL_HAROLD_DR_PH2_8"PVC_1145" OBSL	64,207	595	1.39%	892
	06/01/24	R17-02B2.21-P-0069	STL County Water	Hydrants	Replacement	1702	MOSL_ROCKFORD_AVE_8"PVC_400" OBSL	0	0	0.00%	0
	06/01/24	R17-02B2.21-P-0069	STL County Water	Main	Replacement	1702	MOSL_ROCKFORD_AVE_8"PVC_400" OBSL	0	0	0.00%	0
	06/01/24	R17-02B2.21-P-0069	STL County Water	Meters	Replacement	1702	MOSL_ROCKFORD_AVE_8"PVC_400" OBSL	0	0	0.00%	0
	06/01/24	R17-02B2.21-P-0069	STL County Water	Services	Replacement	1702	MOSL_ROCKFORD_AVE_8"PVC_400" OBSL	0	0	0.00%	0
	06/01/24	R17-02B2.21-P-0279	STL County Water	Hydrants	Replacement	1702	MOSL_FRANNLYNN_CT_6"PVC_430" OBSL	0	0	0.00%	0
	06/01/24	R17-02B2.21-P-0279	STL County Water	Main	Replacement	1702	MOSL_FRANNLYNN_CT_6"PVC_430" OBSL	0	0	0.00%	0
	06/01/24	R17-02B2.21-P-0151	STL County Water	Hydrants	Replacement	1702	MOSL_CORLISS_DR_8"PVC_405" OBSL	0	0	0.00%	0
	06/01/24	R17-02B2.21-P-0151	STL County Water	Main	Replacement	1702	MOSL_CORLISS_DR_8"PVC_405" OBSL	0	0	0.00%	0
	06/01/24	R17-02C1.24-P-0007	STL County Water	Main	Replacement	1702	MAIN/VALVE FEB 5 - FEB 11 2024	23,851	221	1.39%	331
	06/01/24	R17-02C1.24-P-0006	STL County Water	Main	Replacement	1702	MAIN/VALVE JAN 29 - FEB 4 2024	25,428	236	1.39%	354
	06/01/24	R17-02C1.24-P-0004	STL County Water	Main	Replacement	1702	MAIN/VALVE JAN 15 - JAN 21 2024	88,768	822	1.39%	1,234
	06/01/24	R17-02B2.21-P-0090	STL County Water	Hydrants	Replacement	1702	MOSL_ROWLES_DR_8"PVC_1330" OBSL	268	3	1.85%	5
	06/01/24	R17-02B2.21-P-0090	STL County Water	Main	Replacement	1702	MOSL_ROWLES_DR_8"PVC_1330" OBSL	26,040	241	1.39%	362
	06/01/24	R17-02B2.21-P-0099	STL County Water	Hydrants	Replacement	1702	MOSL_LAURELWOODS_CT_6"PVC_255" OBSL	85	1	1.86%	2
	06/01/24	R17-02B2.21-P-0099	STL County Water	Main	Replacement	1702	MOSL_LAURELWOODS_CT_6"PVC_255" OBSL	4,078	38	1.39%	57
	06/01/24	R17-02B2.23-P-0071	STL County Water	Main	Replacement	1702	MOSL_Center_Ave_12" DI_500' RELO	(10,926)	(101)	1.39%	(152)
	06/01/24	R17-02B2.23-P-0071	STL County Water	Meters	Replacement	1702	MOSL_Center_Ave_12" DI_500' RELO	(2,185)	(35)	2.40%	(52)
	06/01/24	R17-02B2.23-P-0071	STL County Water	Services	Replacement	1702	MOSL_Center_Ave_12" DI_500' RELO	(1,821)	(35)	1.85%	(53)
	06/01/24	R17-11B1.23-P-0012	Other MO Water	Hydrants	Replacement	1711	MOJP_EASTERN_7TH_TO_8TH REPLACEMENT	(4,325)	(53)	1.85%	(80)
	06/01/24	R17-11B1.23-P-0012	Other MO Water	Main	Replacement	1711	MOJP_EASTERN_7TH_TO_8TH REPLACEMENT	(4,325)	(40)	1.39%	(60)
	06/01/24	R17-11B1.23-P-0012	Other MO Water	Services	Replacement	1711	MOJP_EASTERN_7TH_TO_8TH REPLACEMENT	(4,325)	(84)	2.92%	(126)
	06/01/24	R17-11B1.22-P-0016	Other MO Water	Hydrants	Replacement	1711	MOJP_South_Brownell_Street	0	0	0.00%	0
	06/01/24	R17-11B1.22-P-0016	Other MO Water	Main	Replacement	1711	MOJP_South_Brownell_Street	0	0	0.00%	0
	06/01/24	R17-11B1.22-P-0016	Other MO Water	Services	Replacement	1711	MOJP_South_Brownell_Street	0	0	0.00%	0
	06/01/24	R17-02F1.24-P-0011	STL County Water	Hydrants	Replacement	1702	HYDRANTS MAR 1 - MAR 31 2024	1,023	13	1.84%	19
	06/01/24	R17-02F1.24-P-0011	STL County Water	Main	Replacement	1702	HYDRANTS MAR 1 - MAR 31 2024	42	0	1.38%	1
	06/01/24	R17-02B2.22-P-0341	STL County Water	Hydrants	Replacement	1702	MOSL_NATURAL_BRIDGE_PH4_8"PVC_830' OBSL	(187)	(2)	1.85%	(3)
	06/01/24	R17-02B2.22-P-0341	STL County Water	Main	Replacement	1702	MOSL_NATURAL_BRIDGE_PH4_8"PVC_830' OBSL	(5,911)	(55)	1.39%	(82)
	06/01/24	R17-02B2.23-P-0014	STL County Water	Hydrants	Replacement	1702	MOSL_NEW_FLORISSANT_P6_12" DI_1170' OBSL	1,043	13	1.85%	19
	06/01/24	R17-02B2.23-P-0014	STL County Water	Main	Replacement	1702	MOSL_NEW_FLORISSANT_P6_12" DI_1170' OBSL	20,999	195	1.39%	292
	06/01/24	R17-02B2.23-P-0014	STL County Water	Meters	Replacement	1702	MOSL_NEW_FLORISSANT_P6_12" DI_1170' OBSL	1,615	26	2.40%	39
	06/01/24	R17-02B2.23-P-0014	STL County Water	Services	Replacement	1702	MOSL_NEW_FLORISSANT_P6_12" DI_1170' OBSL	4,846	94	2.92%	142
	06/01/24	R17-02B2.23-P-0013	STL County Water	Main	Replacement	1702	MOSL_NEW_FLORISSANT_P5_12" DI_355' OBSL	7,794	72	1.39%	108
	06/01/24	R17-02B2.23-P-0013	STL County Water	Meters	Replacement	1702	MOSL_NEW_FLORISSANT_P5_12" DI_355' OBSL	377	6	2.40%	9
	06/01/24	R17-02B2.23-P-0013	STL County Water	Services	Replacement	1702	MOSL_NEW_FLORISSANT_P5_12" DI_355' OBSL	1,511	29	2.92%	44
	06/01/24	R17-53B1.23-P-0002	Other MO Water	Hydrants	Replacement	1753	MOLS REPL N Raum	(4)	(0)	1.75%	(0)
	06/01/24	R17-53B1.23-P-0002	Other MO Water	Main	Replacement	1753	MOLS REPL N Raum	(126)	(1)	1.39%	(2)
	06/01/24	R17-02B2.21-P-0295	STL County Water	Hydrants	Replacement	1702	MOSL_HAROLD_DR_PH1_8"PVC_1500' OBSL	0	0	0.00%	0
	06/01/24	R17-02B2.21-P-0295	STL County Water	Main	Replacement	1702	MOSL_HAROLD_DR_PH1_8"PVC_1500' OBSL	0	0	0.00%	0
	06/01/24	R17-02B2.21-P-0095	STL County Water	Hydrants	Replacement	1702	MOSL_BEARDSLEY_CT_8"PVC_700' OBSL	429	5	1.85%	8
	06/01/24	R17-02B2.21-P-0095	STL County Water	Main	Replacement	1702	MOSL_BEARDSLEY_CT_8"PVC_700' OBSL	4,821	45	1.85%	67
	06/01/24	R17-02B2.21-P-0080	STL County Water	Hydrants	Replacement	1702	MOSL_WILLINGHAM_CT_8"PVC_1170' OBSL	1,488	18	1.39%	28
	06/01/24	R17-02B2.21-P-0080	STL County Water	Main	Replacement	1702	MOSL_WILLINGHAM_CT_8"PVC_1170' OBSL	22,819	211	1.39%	317
	06/01/24	R17-02B2.21-P-0093	STL County Water	Main	Replacement	1702	MOSL_MAURICE_AVE_8"PVC_600' OBSL	5,060	47	1.39%	70
	06/01/24	R17-02B2.21-P-0077	STL County Water	Hydrants	Replacement	1702	MOSL_HAWKESBURY_DR_8"PVC_3125' OBSL	10,806	133	1.85%	200
	06/01/24	R17-02B2.21-P-0077	STL County Water	Main	Replacement	1702	MOSL_HAWKESBURY_DR_8"PVC_3125' OBSL	247,493	2,293	1.39%	3,440
	06/01/24	R17-02B2.20-P-0124	STL County Water	Hydrants	Replacement	1702	MOSL_JOSEPH_AVE_8"PVC_760' OBSL	0	0	0.00%	0
	06/01/24	R17-02B2.20-P-0124									

Missouri American Water Company
 WSIRA 6 (May 2024 to July 2024) Eligible Projects
 Replacements / Relocations

In Service	Date	Work Order	Tariff Group	Asset Type	Account	Profit Center	Work Order Description	Investment	Accum Dep	Dep Rate	Dep Exp
	06/01/24	R17-0282.21-P-0324	STL County Water	Hydrants	Replacement	1702	MOSL_LAKEVIEW_AVE_8" PVC_1030'_OBSL	(96)	(1)	1.85%	(2)
	06/01/24	R17-0282.21-P-0324	STL County Water	Main	Replacement	1702	MOSL_LAKEVIEW_AVE_8" PVC_1030'_OBSL	(1,424)	(13)	1.39%	(20)
	06/01/24	R17-0282.20-P-0122	STL County Water	Hydrants	Replacement	1702	MOSL_BEDFORD_DR_8" PVC_145'_OBSL	87	1	1.86%	2
	06/01/24	R17-0282.20-P-0122	STL County Water	Main	Replacement	1702	MOSL_BEDFORD_DR_8" PVC_145'_OBSL	2,903	27	1.39%	40
	06/01/24	R17-0282.24-P-0002	STL County Water	Hydrants	Replacement	1702	MOSL_REAVIS_BARRACK_P2_12"PVC_1000'_OBSL	745	9	1.85%	14
	06/01/24	R17-0282.24-P-0002	STL County Water	Main	Replacement	1702	MOSL_REAVIS_BARRACK_P2_12"PVC_1000'_OBSL	22,814	211	1.39%	317
	06/01/24	R17-0282.21-P-0210	STL County Water	Hydrants	Replacement	1702	MOSL_AVILA_DR_8" PVC_680'_OBSL	(32)	(0)	1.85%	(1)
	06/01/24	R17-0282.21-P-0210	STL County Water	Main	Replacement	1702	MOSL_AVILA_DR_8" PVC_680'_OBSL	(687)	(6)	1.39%	(10)
	06/01/24	R17-0282.20-P-0140	STL County Water	Hydrants	Replacement	1702	MOSL_IDLEWILD_AVE_8" PVC_1610'_OBSL	731	9	1.85%	14
	06/01/24	R17-0282.20-P-0140	STL County Water	Main	Replacement	1702	MOSL_IDLEWILD_AVE_8" PVC_1610'_OBSL	18,666	173	1.39%	259
	06/01/24	R17-0282.23-P-0050	STL County Water	Hydrants	Replacement	1702	MOSL_VAL_BROOK_LN_8" PVC_965'_OBSL	0	0	0.00%	0
	06/01/24	R17-0282.23-P-0050	STL County Water	Main	Replacement	1702	MOSL_VAL_BROOK_LN_8" PVC_965'_OBSL	0	0	0.00%	0
	06/01/24	R17-02F1.24-P-0010	STL County Water	Hydrants	Replacement	1702	HYDRANTS FEB 26 - FEB 29 2024	5,846	72	1.85%	108
	06/01/24	R17-0282.22-P-0340	STL County Water	Hydrants	Replacement	1702	MOSL_NATURAL_BRIDGE_PH3_12" DI_610'_OBSL	(348)	(4)	1.85%	(6)
	06/01/24	R17-0282.22-P-0340	STL County Water	Main	Replacement	1702	MOSL_NATURAL_BRIDGE_PH3_12" DI_610'_OBSL	(11,016)	(102)	1.39%	(153)
	06/01/24	R17-0282.20-P-0191	STL County Water	Hydrants	Replacement	1702	MOSL_LUCERNE_CT_8" PVC_670'_OBSL	77	1	1.85%	1
	06/01/24	R17-0282.20-P-0191	STL County Water	Main	Replacement	1702	MOSL_LUCERNE_CT_8" PVC_670'_OBSL	7,948	74	1.39%	110
	06/01/24	R17-0282.20-P-0189	STL County Water	Hydrants	Replacement	1702	MOSL_MAYFIELD_CT_8" PVC_840'_OBSL	997	12	1.85%	18
	06/01/24	R17-0282.20-P-0189	STL County Water	Main	Replacement	1702	MOSL_MAYFIELD_CT_8" PVC_840'_OBSL	19,168	178	1.39%	266
	06/01/24	R17-0282.21-P-0584	STL County Water	Hydrants	Replacement	1702	MOSL_KATHLYN_DR_PH2_8" PVC_710'_OBSL	0	0	0.00%	0
	06/01/24	R17-0282.21-P-0584	STL County Water	Main	Replacement	1702	MOSL_KATHLYN_DR_PH2_8" PVC_710'_OBSL	0	0	0.00%	0
	06/01/24	R17-0282.21-P-0155	STL County Water	Hydrants	Replacement	1702	MOSL_LAREDO_AVE_8" PVC_880'_OBSL	900	11	1.85%	17
	06/01/24	R17-0282.21-P-0155	STL County Water	Main	Replacement	1702	MOSL_LAREDO_AVE_8" PVC_880'_OBSL	21,028	195	1.39%	292
	06/01/24	R17-0282.20-P-0181	STL County Water	Hydrants	Replacement	1702	MOSL_JUDY_CT_8" PVC_755'_OBSL	0	0	0.00%	0
	06/01/24	R17-0282.20-P-0181	STL County Water	Main	Replacement	1702	MOSL_JUDY_CT_8" PVC_755'_OBSL	0	0	0.00%	0
	06/01/24	R17-0282.21-P-0296	STL County Water	Hydrants	Replacement	1702	MOSL_KATHLYN_DR_PH1_8" PVC_1360'_OBSL	0	0	0.00%	0
	06/01/24	R17-0282.21-P-0296	STL County Water	Main	Replacement	1702	MOSL_KATHLYN_DR_PH1_8" PVC_1360'_OBSL	0	0	0.00%	0
	06/01/24	R17-0282.21-P-0328	STL County Water	Hydrants	Replacement	1702	MOSL_RIO_ST_8" PVC_670'_OBSL	(44)	(1)	1.83%	(1)
	06/01/24	R17-0282.21-P-0328	STL County Water	Main	Replacement	1702	MOSL_RIO_ST_8" PVC_670'_OBSL	(789)	(7)	1.39%	(11)
	06/01/24	R17-0282.21-P-0367	STL County Water	Hydrants	Replacement	1702	MOSL_FOURWYND_DR_8" PVC_850'_OBSL	0	0	0.00%	0
	06/01/24	R17-0282.21-P-0367	STL County Water	Main	Replacement	1702	MOSL_FOURWYND_DR_8" PVC_850'_OBSL	0	0	0.00%	0
	06/01/24	R17-0282.21-P-0371	STL County Water	Hydrants	Replacement	1702	MOSL_WYNDTOP_LN_8" PVC_435'_OBSL	0	0	0.00%	0
	06/01/24	R17-0282.21-P-0371	STL County Water	Main	Replacement	1702	MOSL_WYNDTOP_LN_8" PVC_435'_OBSL	0	0	0.00%	0
	06/01/24	R17-0282.21-P-0278	STL County Water	Hydrants	Replacement	1702	MOSL_WYNDTOP_LN_8" PVC_435'_OBSL	(1)	(0)	2.00%	(0)
	06/01/24	R17-0282.21-P-0278	STL County Water	Main	Replacement	1702	MOSL_WYNDTOP_LN_8" PVC_435'_OBSL	(64)	(1)	1.38%	(1)
	06/01/24	R17-0282.23-P-0052	STL County Water	Hydrants	Replacement	1702	MOSL_GERMAN_SHERMAN_8" PVC_485'_OBSL	0	0	0.00%	0
	06/01/24	R17-0282.23-P-0052	STL County Water	Main	Replacement	1702	MOSL_GERMAN_SHERMAN_8" PVC_485'_OBSL	0	0	0.00%	0
	06/01/24	R17-0282.23-P-0011	STL County Water	Hydrants	Replacement	1702	MOSL_NEW_FLORISSANT_P3_12" DI_950'_OBSL	89	1	1.85%	2
	06/01/24	R17-0282.23-P-0011	STL County Water	Main	Replacement	1702	MOSL_NEW_FLORISSANT_P3_12" DI_950'_OBSL	1,741	16	1.39%	24
	06/01/24	R17-0282.23-P-0011	STL County Water	Meters	Replacement	1702	MOSL_NEW_FLORISSANT_P3_12" DI_950'_OBSL	78	1	2.40%	2
	06/01/24	R17-0282.23-P-0011	STL County Water	Services	Replacement	1702	MOSL_NEW_FLORISSANT_P3_12" DI_950'_OBSL	270	5	2.92%	8
	06/01/24	R17-0281.23-P-0019	STL County Water	Hydrants	Replacement	1702	MOSL_CHALET_CT_8" PVC_1270'_OBSL	97	1	1.84%	2
	06/01/24	R17-0281.23-P-0019	STL County Water	Main	Replacement	1702	MOSL_CHALET_CT_8" PVC_1270'_OBSL	1,488	14	1.39%	21
	06/01/24	R17-0282.21-P-0160	STL County Water	Hydrants	Replacement	1702	MOSL_SEDAN_DR_8" PVC_1345'_OBSL	168	2	1.85%	3
	06/01/24	R17-0282.21-P-0160	STL County Water	Main	Replacement	1702	MOSL_SEDAN_DR_8" PVC_1345'_OBSL	3,284	30	1.39%	46
	06/01/24	R17-0281.23-P-0022	STL County Water	Hydrants	Replacement	1702	MOSL_GRAESER_LN_8" PVC_585'_OBSL	18	0	1.79%	0
	06/01/24	R17-0281.23-P-0022	STL County Water	Main	Replacement	1702	MOSL_GRAESER_LN_8" PVC_585'_OBSL	584	5	1.39%	8
	06/01/24	R17-0281.22-P-0043	STL County Water	Hydrants	Replacement	1702	MOSL_CLAYMONT_DR_PH4_8" PVC_1200'_OBSL	561	7	1.85%	10
	06/01/24	R17-0281.22-P-0043	STL County Water	Main	Replacement	1702	MOSL_CLAYMONT_DR_PH4_8" PVC_1200'_OBSL	17,753	165	1.39%	247
	06/01/24	R17-0281.22-P-0027	STL County Water	Hydrants	Replacement	1702	MOSL_SPOEDE_HILLS_8" PVC_1300'_OBSL	(3,244)	(40)	1.85%	(60)
	06/01/24	R17-0281.22-P-0027	STL County Water	Main	Replacement	1702	MOSL_SPOEDE_HILLS_8" PVC_1300'_OBSL	(76,233)	(706)	1.39%	(1,060)
	06/01/24	R17-0282.21-P-0183	STL County Water	Hydrants	Replacement	1702	MOSL_REDFIR_DR_PH1_PVC_840'_OBSL	0	0	0.00%	0
	06/01/24	R17-0282.21-P-0183	STL County Water	Main	Replacement	1702	MOSL_REDFIR_DR_PH1_PVC_840'_OBSL	0	0	0.00%	0
	06/01/24	R17-72F1.24-P-0001	Other MO Water	Hydrants	Replacement	1708	MOIT-Hydrnt & Valves -Repl Blanket	421	5	1.85%	8
	06/01/24	R17-72F1.24-P-0001	Other MO Water	Hydrants	Replacement	1702	MOIT-Hydrnt & Valves -Repl Blanket	421	5	1.85%	8
	06/01/24	R17-0282.20-P-0139	STL County Water	Hydrants	Replacement	1702	MOSL_FLORENCE_PL_8" PVC_1675'_OBSL	0	0	0.00%	0
	06/01/24	R17-0282.20-P-0139	STL County Water	Main	Replacement	1702	MOSL_FLORENCE_PL_8" PVC_1675'_OBSL	0	0	0.00%	0
	06/01/24	R17-0282.21-P-0490	STL County Water	Hydrants	Replacement	1702	MOSL_HALE_DR_8" PVC_1750'_OBSL	274	3	1.85%	5
	06/01/24	R17-0282.21-P-0490	STL County Water	Main	Replacement	1702	MOSL_HALE_DR_8" PVC_1750'_OBSL	7,609	71	1.39%	106
	06/01/24	R17-0282.20-P-0178	STL County Water	Hydrants	Replacement	1702	MOSL_HILLVIEW_AVE_8" PVC_1020'_OBSL	0	0	0.00%	0
	06/01/24	R17-0282.20-P-0178	STL County Water	Main	Replacement	1702	MOSL_HILLVIEW_AVE_8" PVC_1020'_OBSL	0	0	0.00%	0
	06/01/24	R17-0281.22-P-0136	STL County Water	Hydrants	Replacement	1702	MOSL_CASTLELAIRE_PKWY_8" PVC_820'_OBSL	536	7	1.85%	10
	06/01/24	R17-0281.22-P-0136	STL County Water	Main	Replacement	1702	MOSL_CASTLELAIRE_PKWY_8" PVC_820'_OBSL	12,601	117	1.39%	175
	06/01/24	R17-24F1.24-P-0001	Other MO Water	Hydrants	Replacement	1724	MOMW-Hydrnt Vivs and Mnhis-Repl Blanket	0	0	0.00%	0
	06/01/24	R17-24H1.24-P-0001	Other MO Water	Meters	Replacement	1724	MOMW-Services and Laterals-Repl Blanket	13,978	224	2.40%	335
	06/01/24	R17-24H1.24-P-0001	Other MO Water	Services	Replacement	1724	MOMW-Services and Laterals-Repl Blanket	6,407	125	2.92%	187
	06/01/24	R17-0282.23-P-0088	STL County Water	Hydrants	Replacement	1702	MOSL_BRUNSTON_DR_8" PVC_1120'_OBSL	6,962	86	1.85%	129
	06/01/24	R17-0282.23-P-0088	STL County Water	Main	Replacement	1702	MOSL_BRUNSTON_DR_8" PVC_1120'_OBSL	12,532	116	1.39%	174
	06/01/24	R17-0282.23-P-0073	STL County Water	Hydrants	Replacement	1702	MOSL_PAGE_AVE_PH1_1000'_12" PVC_OBSL	4,963	46	1.39%	69
	06/01/24	R17-0282.21-P-0082	STL County Water	Hydrants	Replacement	1702	MOSL_HILL_AVE_8" PVC_1250'_OBSL	7,139	88	1.85%	132
	06/01/24	R17-0282.21-P-0082	STL County Water	Main	Replacement	1702	MOSL_HILL_AVE_8" PVC_1250'_OBSL	92,813	860	1.39%	1,290
	06/01/24	R17-0282.23-P-0016	STL County Water	Hydrants	Replacement	1702	MOSL_NEW_FLORISSANT_P8_12" DI_815'_OBSL	17	0	1.85%	0
	06/01/24	R17-0282.23-P-0016	STL County Water	Main	Replacement	1702	MOSL_NEW_FLORISSANT_P8_12" DI_815'_OBSL	407	4	1.39%	6
	06/01/24	R17-0282.23-P-0016	STL County Water	Meters	Replacement	1702	MOSL_NEW_FLORISSANT_P8_12" DI_815'_OBSL	39	1	2.39%	1
	06/01/24	R17-0282.23-P-0016	STL County Water	Services	Replacement	1702	MOSL_NEW_FLORISSANT_P8_12" DI_815'_OBSL	117	2	2.93%	3
	06/01/24	R17-0681.22-P-0002	Other MO Water	Hydrants	Replacement	1706	MOWB_REPL_MO13_12"&8"DI	0	0	0.00%	0
	06/01/24	R17-0681.22-P-0002	Other MO Water	Main	Replacement	1706	MOWB_REPL_MO13_12"&8"DI	0	0	0.00%	0
	06/01/24	R17-0681.22-P-0002	Other MO Water	Services	Replacement	1706	MOWB_REPL_MO13_12"&8"DI	0	0	0.00%	0
	06/01/24	I17-020237-01	STL County Water	Treatment	Replacement	1702	MOSL-CP_Emergency_Sewer_Repl	25,145	392	2.34%	588
	06/01/24	R17-0282.24-P-0003	STL County Water	Hydrants	Replacement	1702	MOSL_REAVIS_BARRACK_P3_12" PVC_950'_OBSL	1,283	16	1.85%	24
	06/01/24	R17-0282.24-P-0003	STL County Water	Main	Replacement	1702	MOSL_REAVIS_BARRACK_P3_12" PVC_950'_OBSL	23,374	217	1.39%	325
	06/01/24	R17-0282.24-P-0004	STL County Water	Hydrants	Replacement	1702	MOSL_Chevron Dr Ph2_8" PVC_1300'_OBSL	1,081	13	1.85%	20
	06/01/24	R17-0282.24-P-0004	STL County Water	Main	Replacement	1702	MOSL_Chevron Dr Ph2_8" PVC_1300'_OBSL	34,224	317	1.39%	476
	06/01/24	R17-0282.21-P-0089	STL County Water	Hydrants	Replacement	1702	MOSL_PAYNE_DR_8" PVC_1270'_OBSL	9,187	113	1.85%	170
	06/01/24	R17-0282.21-P-0089	STL County Water	Main	Replacement	1702	MOSL_PAYNE_DR_8" PVC_1270'_OBSL	72,663	673	1.39%	1,010
	06/01/24	R17-0282.21-P-0081	STL County Water	Hydrants	Replacement	1702	MOSL_YARMOOUTH_LN_8" PVC_355'_OBSL	8	0	1.85%	0
	06/01/24	R17-0282.21-P-0081	STL County Water	Main	Replacement	1702	MOSL_YARMOOUTH_LN_8" PVC_355'_OBSL	788	7	1.39%	11
	06/01/24	R17-0282.21-P-0088	STL County Water	Hydrants	Replacement	1702	MOSL_DUPREE_DR_8" PVC_1050'_OBSL	7,768	96	1.85%	144
	06/01/24	R17-0282.21-P-0088	STL County Water	Main	Replacement	1702	MOSL_DUPREE_DR_8" PVC_1050'_OBSL	144,481	1,339	1.39%	2,008
	06/01/24	R17-0282.21-P-0086	STL County Water	Hydrants	Replacement	1702	MOSL_BEHLE_DR_8" PVC_1160'_OBSL	1,356	17	1.85%	25
	06/01/24	R17-0282.21-P-0086	STL County Water	Main	Replacement	1702	MOSL_BEHLE_DR_8" PVC_1160'_OBSL	25,213	234	1.39%	350
	06/01/24	R17-0282.21-P-0084	STL County Water	Hydrants	Replacement	1702	MOSL_FALMOUTH_DR_8" PVC_1015'_OBSL	228	3	1.85%	4
	06/01/24	R17-0282.21-P-0084	STL County Water	Main	Replacement	1702	MOSL_FALMOUTH_DR_8" PVC_1015'_OBSL	7,215	67	1.39%	100
	06/01/24	R17-1181.23-P-0011	Other MO Water	Hydrants	Replacement	1711	MOJP_EAST_AREA_MCCONNELL_REPLACEMENT	(152)	(2)	1.85%	(3)
	06/01/24	R17-1181.23-P-0011	Other MO Water	Main	Replacement	1711	MOJP_EAST_AREA_MCCONNELL_REPLACEMENT				

Missouri American Water Company
 WSIRA 6 (May 2024 to July 2024) Eligible Projects
 Replacements / Relocations

In Service	Date	Work Order	Tariff Group	Asset Type	Account	Profit Center	Work Order Description	Investment	Accum Dep	Dep Rate	Dep Exp
	06/01/24	R17-0282.21-P-0158	STL County Water	Main	Replacement	1702	MOSL_TERRYVILLE_DR_8"PVC_715" OBSL	1,136	11	1.39%	76
	06/01/24	R17-0282.21-P-0101	STL County Water	Hydrants	Replacement	1702	MOSL_MONTAUK_DR_8"PVC_1250" OBSL	3,949	49	1.85%	13
	06/01/24	R17-0282.21-P-0101	STL County Water	Main	Replacement	1702	MOSL_MONTAUK_DR_8"PVC_1250" OBSL	9,873	92	1.39%	137
	06/01/24	R17-0881.23-P-0002	Other MO Water	Hydrants	Replacement	1708	MOBR REPL S Orange	3,305	41	1.85%	61
	06/01/24	R17-0881.23-P-0002	Other MO Water	Main	Replacement	1708	MOBR REPL S Orange	104,643	970	1.39%	1,455
	06/01/24	R17-0282.23-P-0049	STL County Water	Hydrants	Replacement	1702	MOSL_MARLTON_LN_8"PVC_920" OBSL	0	0	0.00%	0
	06/01/24	R17-0282.23-P-0049	STL County Water	Main	Replacement	1702	MOSL_MARLTON_LN_8"PVC_920" OBSL	0	0	0.00%	0
	06/01/24	R17-0282.23-P-0015	STL County Water	Hydrants	Replacement	1702	MOSL_NEW_FLORISSANT_P7_12" DI_1020" OBSL	301	4	1.85%	6
	06/01/24	R17-0282.23-P-0015	STL County Water	Main	Replacement	1702	MOSL_NEW_FLORISSANT_P7_12" DI_1020" OBSL	10,095	94	1.39%	140
	06/01/24	R17-0282.23-P-0015	STL County Water	Meters	Replacement	1702	MOSL_NEW_FLORISSANT_P7_12" DI_1020" OBSL	441	7	2.40%	11
	06/01/24	R17-0282.23-P-0015	STL County Water	Services	Replacement	1702	MOSL_NEW_FLORISSANT_P7_12" DI_1020" OBSL	1,323	26	2.92%	39
	06/01/24	R17-1181.23-P-0009	Other MO Water	Hydrants	Replacement	1711	MOJP 2nd @ McCoy	12,001	148	1.85%	222
	06/01/24	R17-1181.23-P-0009	Other MO Water	Main	Replacement	1711	MOJP 2nd @ McCoy	218,728	2,027	1.39%	3,040
	06/01/24	R17-1181.23-P-0009	Other MO Water	Services	Replacement	1711	MOJP 2nd @ McCoy	33,143	645	2.92%	968
	06/01/24	R17-0282.21-P-0297	STL County Water	Hydrants	Replacement	1702	MOSL_MARSHALL_RD_8"PVC_600" OBSL	1,916	24	1.85%	35
	06/01/24	R17-0282.21-P-0297	STL County Water	Main	Replacement	1702	MOSL_MARSHALL_RD_8"PVC_600" OBSL	30,514	283	1.39%	424
	06/01/24	R17-0282.21-P-0185	STL County Water	Hydrants	Replacement	1702	MOSL_JANUARY_AVE_8"PVC_1400" OBSL	3,725	46	1.85%	69
	06/01/24	R17-0282.21-P-0185	STL County Water	Main	Replacement	1702	MOSL_JANUARY_AVE_8"PVC_1400" OBSL	20,612	191	1.39%	287
	06/01/24	R17-0282.21-P-0275	STL County Water	Hydrants	Replacement	1702	MOSL_GORDON_AVE_PH1_8"PVC_1200" OBSL	1,453	18	1.85%	27
	06/01/24	R17-0282.21-P-0275	STL County Water	Main	Replacement	1702	MOSL_GORDON_AVE_PH1_8"PVC_1200" OBSL	37,601	348	1.39%	523
	06/01/24	R17-0282.21-P-0094	STL County Water	Hydrants	Replacement	1702	MOSL_FERMO_DR_8"PVC_875" OBSL	792	10	1.85%	15
	06/01/24	R17-0282.21-P-0094	STL County Water	Main	Replacement	1702	MOSL_FERMO_DR_8"PVC_875" OBSL	6,968	65	1.39%	97
	06/01/24	R17-0282.21-P-0091	STL County Water	Hydrants	Replacement	1702	MOSL_ANABEL_DR_8"PVC_1050" OBSL	(6,003)	(74)	1.85%	(111)
	06/01/24	R17-0282.21-P-0091	STL County Water	Main	Replacement	1702	MOSL_ANABEL_DR_8"PVC_1050" OBSL	(111,651)	(1,035)	1.39%	(1,552)
	06/01/24	R17-0282.21-P-0083	STL County Water	Hydrants	Replacement	1702	MOSL_ROCKINGHAM_DR_8"PVC_1235" OBSL	2,876	35	1.85%	53
	06/01/24	R17-0282.21-P-0083	STL County Water	Main	Replacement	1702	MOSL_ROCKINGHAM_DR_8"PVC_1235" OBSL	37,617	349	1.39%	523
	06/01/24	R17-0282.21-P-0079	STL County Water	Hydrants	Replacement	1702	MOSL_HASTINGS_LN_8"PVC_885" OBSL	2,464	30	1.85%	46
	06/01/24	R17-0282.21-P-0079	STL County Water	Main	Replacement	1702	MOSL_HASTINGS_LN_8"PVC_885" OBSL	21,679	201	1.39%	301
	06/01/24	R17-0282.20-P-0121	STL County Water	Hydrants	Replacement	1702	MOSL_SALEM_RD_8"PVC_1010" OBSL	1,032	13	1.85%	19
	06/01/24	R17-0282.20-P-0121	STL County Water	Main	Replacement	1702	MOSL_SALEM_RD_8"PVC_1010" OBSL	16,897	157	1.39%	235
	06/01/24	R17-0282.21-P-0369	STL County Water	Hydrants	Replacement	1702	MOSL_WIND_RUSH_CRK_W_8"PVC_1230" OBSL	2,543	31	1.85%	47
	06/01/24	R17-0282.21-P-0369	STL County Water	Main	Replacement	1702	MOSL_WIND_RUSH_CRK_W_8"PVC_1230" OBSL	83,176	771	1.39%	1,156
	06/01/24	R17-0282.21-P-0188	STL County Water	Hydrants	Replacement	1702	MOSL_ROXBURY_DR_8"PVC_875" OBSL	0	0	0.00%	0
	06/01/24	R17-0282.21-P-0188	STL County Water	Main	Replacement	1702	MOSL_ROXBURY_DR_8"PVC_875" OBSL	0	0	0.00%	0
	06/01/24	R17-0282.21-P-0326	STL County Water	Hydrants	Replacement	1702	MOSL_MENDOZA_AVE_8"PVC_1070" OBSL	5,150	64	1.85%	95
	06/01/24	R17-0282.21-P-0326	STL County Water	Main	Replacement	1702	MOSL_MENDOZA_AVE_8"PVC_1070" OBSL	68,662	636	1.39%	954
	06/01/24	R17-0282.21-P-0213	STL County Water	Hydrants	Replacement	1702	MOSL_FAY_DR_8"PVC_1420" OBSL	663	8	1.85%	12
	06/01/24	R17-0282.21-P-0213	STL County Water	Main	Replacement	1702	MOSL_FAY_DR_8"PVC_1420" OBSL	26,496	246	1.39%	368
	06/01/24	R17-0282.21-P-0211	STL County Water	Hydrants	Replacement	1702	MOSL_EVERGREEN_BLDV_8"PVC_1550" OBSL	(985)	(12)	1.85%	(18)
	06/01/24	R17-0282.21-P-0211	STL County Water	Main	Replacement	1702	MOSL_EVERGREEN_BLDV_8"PVC_1550" OBSL	(22,795)	(211)	1.39%	(317)
	06/01/24	R17-0282.21-P-0152	STL County Water	Hydrants	Replacement	1702	MOSL_KENNY_DR_8"PVC_405" OBSL	0	0	0.00%	0
	06/01/24	R17-0282.21-P-0152	STL County Water	Main	Replacement	1702	MOSL_KENNY_DR_8"PVC_405" OBSL	0	0	0.00%	0
	06/01/24	R17-0282.21-P-0494	STL County Water	Hydrants	Replacement	1702	MOSL_RADIO_DR_8"PVC_750" OBSL	0	0	0.00%	0
	06/01/24	R17-0282.21-P-0494	STL County Water	Main	Replacement	1702	MOSL_RADIO_DR_8"PVC_750" OBSL	0	0	0.00%	0
	06/01/24	R17-0282.20-P-0182	STL County Water	Hydrants	Replacement	1702	MOSL_SIDES_CT_8"PVC_180" OBSL	0	0	0.00%	0
	06/01/24	R17-0282.20-P-0182	STL County Water	Main	Replacement	1702	MOSL_SIDES_CT_8"PVC_180" OBSL	0	0	0.00%	0
	06/01/24	R17-0282.20-P-0123	STL County Water	Hydrants	Replacement	1702	MOSL_BARNSTABLE_CT_8"PVC_190" OBSL	95	1	1.86%	2
	06/01/24	R17-0282.20-P-0123	STL County Water	Main	Replacement	1702	MOSL_BARNSTABLE_CT_8"PVC_190" OBSL	4,227	39	1.39%	59
	06/01/24	R17-0282.23-P-0035	STL County Water	Hydrants	Replacement	1702	MOSL_REAVIS_BARRACKS_RD_12" DI_650" OBSL	0	0	0.00%	0
	06/01/24	R17-0282.23-P-0035	STL County Water	Main	Replacement	1702	MOSL_REAVIS_BARRACKS_RD_12" DI_650" OBSL	0	0	0.00%	0
	06/01/24	R17-0282.21-P-0078	STL County Water	Hydrants	Replacement	1702	MOSL_N_HILLS_LN_8"PVC_945" OBSL	507	6	1.85%	9
	06/01/24	R17-0282.21-P-0078	STL County Water	Main	Replacement	1702	MOSL_N_HILLS_LN_8"PVC_945" OBSL	9,230	86	1.39%	128
	06/01/24	R17-0282.20-P-0190	STL County Water	Hydrants	Replacement	1702	MOSL_FAIRHAVEN_DR_8"PVC_840" OBSL	844	10	1.85%	16
	06/01/24	R17-0282.20-P-0190	STL County Water	Main	Replacement	1702	MOSL_FAIRHAVEN_DR_8"PVC_840" OBSL	15,619	145	1.39%	217
	06/01/24	R17-0282.20-P-0188	STL County Water	Hydrants	Replacement	1702	MOSL_WHITSTONE_CT_8"PVC_940" OBSL	155	2	1.85%	3
	06/01/24	R17-0282.20-P-0188	STL County Water	Main	Replacement	1702	MOSL_WHITSTONE_CT_8"PVC_940" OBSL	23,369	217	1.39%	325
	06/01/24	R17-0282.21-P-0191	STL County Water	Hydrants	Replacement	1702	MOSL_BRENTFORD_DR_8"PVC_835" OBSL	0	0	0.00%	0
	06/01/24	R17-0282.21-P-0191	STL County Water	Main	Replacement	1702	MOSL_BRENTFORD_DR_8"PVC_835" OBSL	0	0	0.00%	0
	06/01/24	R17-0281.23-P-0023	STL County Water	Hydrants	Replacement	1702	MOSL_MARY_MEADOWS_LN_8"PVC_1070" OBSL	(16)	(0)	1.89%	(0)
	06/01/24	R17-0281.23-P-0023	STL County Water	Main	Replacement	1702	MOSL_MARY_MEADOWS_LN_8"PVC_1070" OBSL	(504)	(5)	1.39%	(7)
	06/01/24	R17-53H1.24-P-0001	Other MO Water	Meters	Replacement	1753	MOLS-Services and Laterals- Replaced	4,997	80	2.40%	120
	06/01/24	R17-53H1.24-P-0001	Other MO Water	Services	Replacement	1753	MOLS-Services and Laterals- Replaced	16	0	2.95%	0
	06/01/24	R17-0282.21-P-0149	STL County Water	Main	Replacement	1702	MOSL_GREENLAND_LN_8"PVC_500" OBSL	16,748	155	1.39%	233
	06/01/24	R17-0282.21-P-0373	STL County Water	Hydrants	Replacement	1702	MOSL_LAKE_VIEW_DR_8"PVC_810" OBSL	(6,786)	(84)	1.85%	(126)
	06/01/24	R17-0282.21-P-0373	STL County Water	Main	Replacement	1702	MOSL_LAKE_VIEW_DR_8"PVC_810" OBSL	(59,374)	(550)	1.39%	(825)
	06/01/24	R17-0282.21-P-0373	STL County Water	Meters	Replacement	1702	MOSL_LAKE_VIEW_DR_8"PVC_810" OBSL	(8,482)	(136)	2.40%	(204)
	06/01/24	R17-0282.21-P-0373	STL County Water	Services	Replacement	1702	MOSL_LAKE_VIEW_DR_8"PVC_810" OBSL	(8,482)	(165)	2.92%	(248)
	06/01/24	R17-0282.21-P-0492	STL County Water	Hydrants	Replacement	1702	MOSL_ERIE_DR_8"PVC_850" OBSL	125	2	1.85%	2
	06/01/24	R17-0282.21-P-0492	STL County Water	Main	Replacement	1702	MOSL_ERIE_DR_8"PVC_850" OBSL	3,389	31	1.39%	47
	06/01/24	R17-0282.21-P-0212	STL County Water	Hydrants	Replacement	1702	MOSL_FAIRBANKS_DR_8"PVC_920" OBSL	559	7	1.85%	10
	06/01/24	R17-0282.21-P-0212	STL County Water	Main	Replacement	1702	MOSL_FAIRBANKS_DR_8"PVC_920" OBSL	16,410	152	1.39%	228
	06/01/24	R17-0282.21-P-0219	STL County Water	Hydrants	Replacement	1702	MOSL_WHITEWATER_DR_8"PVC_390" OBSL	(44)	(1)	1.86%	(1)
	06/01/24	R17-0282.21-P-0219	STL County Water	Main	Replacement	1702	MOSL_WHITEWATER_DR_8"PVC_390" OBSL	(559)	(5)	1.39%	(8)
	06/01/24	R17-0282.21-P-0325	STL County Water	Hydrants	Replacement	1702	MOSL_TRAMPE_AVE_8"PVC_1675" OBSL	1,060	13	1.85%	20
	06/01/24	R17-0282.21-P-0325	STL County Water	Main	Replacement	1702	MOSL_TRAMPE_AVE_8"PVC_1675" OBSL	55,905	518	1.39%	777
	06/01/24	R17-0282.21-P-0370	STL County Water	Hydrants	Replacement	1702	MOSL_WIND_RUSH_CRK_E_8"PVC_720" OBSL	65	1	1.85%	1
	06/01/24	R17-0282.21-P-0370	STL County Water	Main	Replacement	1702	MOSL_WIND_RUSH_CRK_E_8"PVC_720" OBSL	7,481	69	1.39%	104
	06/01/24	R17-0282.21-P-0309	STL County Water	Hydrants	Replacement	1702	MOSL_SADIE_AVE_8"PVC_1300" OBSL	0	0	0.00%	0
	06/01/24	R17-0282.21-P-0309	STL County Water	Main	Replacement	1702	MOSL_SADIE_AVE_8"PVC_1300" OBSL	0	0	0.00%	0
	06/01/24	I17-110029-01	Other MO Water	Hydrants	Replacement	1711	MOJP-Moffet-Area_Main_Repl	(4,084)	(50)	1.85%	(76)
	06/01/24	I17-110029-01	Other MO Water	Main	Replacement	1711	MOJP-Moffet-Area_Main_Repl	(38,405)	(356)	1.39%	(534)
	06/01/24	I17-110029-01	Other MO Water	Services	Replacement	1711	MOJP-Moffet-Area_Main_Repl	(10,911)	(212)	2.92%	(319)
	06/01/24	R17-0282.21-P-0301	STL County Water	Hydrants	Replacement	1702	MOSL_BRUNSTON_DR_PHASE 1_8"PVC_1050" OB	8,586	106	1.85%	159
	06/01/24	R17-0282.21-P-0301	STL County Water	Main	Replacement	1702	MOSL_BRUNSTON_DR_PHASE 1_8"PVC_1050" OB	12,449	115	1.39%	173
	06/01/24	R17-0282.21-P-0189	STL County Water	Hydrants	Replacement	1702	MOSL_ELEANOR_KAY_DR_8"PVC_915" OBSL	0	0	0.00%	0
	06/01/24	R17-0282.21-P-0189	STL County Water	Main	Replacement	1702	MOSL_ELEANOR_KAY_DR_8"PVC_915" OBSL	0	0	0.00%	0
	06/01/24	R17-0282.21-P-0187	STL County Water	Hydrants	Replacement	1702	MOSL_ROSEGARDEN_NORTH_8"PVC_1370" OBSL	0	0	0.00%	0
	06/01/24	R17-0282.21-P-0187	STL County Water	Main	Replacement	1702	MOSL_ROSEGARDEN_NORTH_8"PVC_1370" OBSL	0	0	0.00%	0
	06/01/24	R17-0282.21-P-0153	STL County Water	Hydrants	Replacement	1702	MOSL_JEFFERSON_BARRACKS_8"PVC_740" OBSL	2,321	29	1.85%	43
	06/01/24	R17-0282.21-P-0153	STL County Water	Main	Replacement	1702	MOSL_JEFFERSON_BARRACKS_8"PVC_740" OBSL	25,930	240	1.39%	360
	06/01/24	R17-0281.22-P-0166	STL County Water	Hydrants	Replacement	1702	MOSL_SHAPFIELD_IN_8"PVC_1400" OBSL	273	3	1.85%	5
	06/01/24	R17-0281.22-P-0166	STL County Water	Main	Replacement	1702	MOSL_SHAPFIELD_IN_8"PVC_1400" OBSL	8,642	80	1.39%	120
	06/01/24	R17-0282.21-P-0156	STL County Water	Hydrants	Replacement	1702	MOSL_SIGSBEE_AVE_8"PVC_425" OBSL	37	0	1.85%	1
	06/01/24	R17-0282.21-P-0156	STL County Water	Main	Replacement	1702	MOSL_SIGSBEE_AVE_8"PVC_425" OBSL	3,574	33	1.39%	50
	06/01/24	R17-0282.21-P-0159	STL County Water	Hydrants	Replacement	1702	MOSL_MEL-NOR_LN_8"PVC_1195" OBSL	268	3	1.85%	5
	06/01/24	R17-									

Missouri American Water Company
 WSIRA 6 (May 2024 to July 2024) Eligible Projects
 Replacements / Relocations

In Service	Date	Work Order	Tariff Group	Asset Type	Account	Profit Center	Work Order Description	Investment	Accum Dep	Depr Rate	Dep Exp
	06/01/24	R17-02B2.21-P-0276	STL County Water	Main	Replacement	1702	MOSL_JONELL_CT_8" PVC_745'_OBSL	109,245	1,012	1.39%	1,519
	06/01/24	R17-02B2.21-P-0372	STL County Water	Hydrants	Replacement	1702	MOSL_CLEEK_CT_8" PVC_940'_OBSL	(31)	(0)	1.86%	(1)
	06/01/24	R17-02B2.21-P-0372	STL County Water	Main	Replacement	1702	MOSL_CLEEK_CT_8" PVC_940'_OBSL	(147)	(1)	1.39%	(2)
	06/01/24	R17-02B2.21-P-0372	STL County Water	Meters	Replacement	1702	MOSL_CLEEK_CT_8" PVC_940'_OBSL	(4)	(0)	2.55%	(0)
	06/01/24	R17-02B2.21-P-0372	STL County Water	Services	Replacement	1702	MOSL_CLEEK_CT_8" PVC_940'_OBSL	(10)	(0)	2.87%	(0)
	06/01/24	R17-02B2.21-P-0368	STL County Water	Hydrants	Replacement	1702	MOSL_TUREEN_DR_8" PVC_1410'_OBSL	3,459	43	1.85%	64
	06/01/24	R17-02B2.21-P-0368	STL County Water	Main	Replacement	1702	MOSL_TUREEN_DR_8" PVC_1410'_OBSL	70,296	651	1.39%	977
	06/01/24	R17-02B2.22-P-0339	STL County Water	Hydrants	Replacement	1702	MOSL_NATURAL_BRIDGE_P2_12" DI_1000'_OBSL	(573)	(7)	1.85%	(11)
	06/01/24	R17-02B2.22-P-0339	STL County Water	Main	Replacement	1702	MOSL_NATURAL_BRIDGE_P2_12" DI_1000'_OBSL	(18,160)	(168)	1.39%	(252)
	06/01/24	R17-02B2.21-P-0374	STL County Water	Hydrants	Replacement	1702	MOSL_OAK_DR_8" PVC_1150'_OBSL	(4,356)	(54)	1.85%	(81)
	06/01/24	R17-02B2.21-P-0374	STL County Water	Main	Replacement	1702	MOSL_OAK_DR_8" PVC_1150'_OBSL	(37,568)	(348)	1.39%	(522)
	06/01/24	R17-02B2.21-P-0374	STL County Water	Meters	Replacement	1702	MOSL_OAK_DR_8" PVC_1150'_OBSL	(8,167)	(131)	2.40%	(196)
	06/01/24	R17-02B2.21-P-0374	STL County Water	Services	Replacement	1702	MOSL_OAK_DR_8" PVC_1150'_OBSL	(3,267)	(64)	2.92%	(95)
	06/01/24	R17-10F1.24-P-0001	Other MO Water	Hydrants	Replacement	1710	MOMX-Hydrant Vls and MnHls-Repl Blanket	3,081	38	1.85%	57
	06/01/24	R17-02Q1.23-P-0067	STL County Water	Pumping	Replacement	1702	CCP: REPL B Diesel Pump Check Valve	1,598	20	1.89%	30
	06/01/24	R17-02B2.23-P-0083	STL County Water	Main	Replacement	1702	MOSL_SALERNO_DR_ESMT_8" PVC_370'_OBSL	(17,562)	(163)	1.39%	(244)
	06/01/24	R17-02B2.21-P-0484	STL County Water	Hydrants	Replacement	1702	MOSL_CAPAC_CT_8" PVC_250'_OBSL	38	0	1.84%	1
	06/01/24	R17-02B2.21-P-0484	STL County Water	Main	Replacement	1702	MOSL_CAPAC_CT_8" PVC_250'_OBSL	3,682	34	1.39%	51
	06/01/24	R17-02B2.21-P-0498	STL County Water	Hydrants	Replacement	1702	MOSL_AMONA_CT_8" PVC_350'_OBSL	0	0	0.00%	0
	06/01/24	R17-02B2.21-P-0498	STL County Water	Main	Replacement	1702	MOSL_AMONA_CT_8" PVC_350'_OBSL	0	0	0.00%	0
	06/01/24	R17-02B2.21-P-0329	STL County Water	Main	Replacement	1702	MOSL_SORIA_DR_8" PVC_570'_OBSL	8,529	79	1.39%	119
	06/01/24	R17-02B2.21-P-0327	STL County Water	Main	Replacement	1702	MOSL_LAVIDA_AVE_8" PVC_1375'_OBSL	101,418	940	1.39%	1,410
	06/01/24	R17-02B2.21-P-0098	STL County Water	Hydrants	Replacement	1702	MOSL_LINFRED_DR_8" PVC_550'_OBSL	13,275	164	1.85%	246
	06/01/24	R17-02B2.21-P-0098	STL County Water	Main	Replacement	1702	MOSL_LINFRED_DR_8" PVC_550'_OBSL	16,980	157	1.39%	236
	06/01/24	R17-02B2.21-P-0096	STL County Water	Hydrants	Replacement	1702	MOSL_DECORAH_DR_8" PVC_1615'_OBSL	23,667	292	1.85%	438
	06/01/24	R17-02B2.21-P-0096	STL County Water	Main	Replacement	1702	MOSL_DECORAH_DR_8" PVC_1615'_OBSL	20,095	186	1.39%	279
	06/01/24	R17-02B1.22-P-0125	STL County Water	Hydrants	Replacement	1702	MOSL_CLAYMONT_DR_PH2_8" PVC_1600'_OBSL	1,484	18	1.85%	27
	06/01/24	R17-02B1.22-P-0125	STL County Water	Main	Replacement	1702	MOSL_CLAYMONT_DR_PH2_8" PVC_1600'_OBSL	46,990	435	1.39%	653
	06/01/24	R17-02F1.24-P-0012	STL County Water	Hydrants	Replacement	1702	HYDRANTS APR 1 - APR 30 2024	6,311	78	1.85%	117
	06/01/24	R17-02F1.24-P-0012	STL County Water	Main	Replacement	1702	HYDRANTS APR 1 - APR 30 2024	304	3	1.39%	4
	06/01/24	R17-03F1.21-P-0003	Other MO Water	Hydrants	Replacement	1703	MOSI_REPL_SAMPLE_STATION_#1	789	10	1.85%	15
	06/01/24	R17-02B2.21-P-0092	STL County Water	Hydrants	Replacement	1702	MOSL_ELKAN_AVE_8" PVC_900'_OBSL	665	8	1.85%	12
	06/01/24	R17-02B2.21-P-0092	STL County Water	Main	Replacement	1702	MOSL_ELKAN_AVE_8" PVC_900'_OBSL	12,372	115	1.39%	172
	06/01/24	R17-02B2.21-P-0482	STL County Water	Main	Replacement	1702	MOSL_PASCHAL_DR_8" PVC_320'_OBSL	0	0	0.00%	0
	06/01/24	R17-12H1.24-P-0001	Other MO Water	Services	Replacement	1712	MOJC_Services and Laterals-Blanket	0	0	0.00%	0
	06/01/24	R17-10B1.24-P-0005	Other MO Water	Main	Replacement	1710	MOMX_1115_Emmons_2" Vlv_Replc	4,916	46	1.39%	68
	06/01/24	R17-10B1.24-P-0004	Other MO Water	Main	Replacement	1710	MOMX_825_W.Blvd_6" Vlv_Replc	0	0	0.00%	0
	06/01/24	R17-02B2.21-P-0298	STL County Water	Hydrants	Replacement	1702	MOSL_MCKIBBON_RD_8" PVC_910'_OBSL	3,978	49	1.85%	74
	06/01/24	R17-02B2.21-P-0298	STL County Water	Main	Replacement	1702	MOSL_MCKIBBON_RD_8" PVC_910'_OBSL	114,734	1,063	1.39%	1,595
	06/01/24	R17-68B1.23-P-0003	Other MO Water	Hydrants	Replacement	1768	MOSW_REPL_lvie - Replacement of 2175 LF	16	0	1.82%	0
	06/01/24	R17-68B1.23-P-0003	Other MO Water	Main	Replacement	1768	MOSW_REPL_lvie - Replacement of 2175 LF	521	5	1.39%	7
	06/01/24	R17-02B2.21-P-0330	STL County Water	Hydrants	Replacement	1702	MOSL_BURGOS_ST_8" PVC_520'_OBSL	(32)	(0)	1.83%	(1)
	06/01/24	R17-02B2.21-P-0330	STL County Water	Main	Replacement	1702	MOSL_BURGOS_ST_8" PVC_520'_OBSL	(530)	(5)	1.39%	(7)
	06/01/24	R17-02B2.21-P-0280	STL County Water	Main	Replacement	1702	MOSL_CENTRAL_DR_8" PVC_300'_OBSL	56,560	524	1.39%	786
	06/01/24	R17-10B1.24-P-0008	Other MO Water	Main	Replacement	1710	MOMX E Love_8" Replacement	3,899	36	1.39%	54
	06/01/24	R17-02B2.21-P-0496	STL County Water	Hydrants	Replacement	1702	MOSL_NEMO_DR_8" PVC_1200'_OBSL	0	0	0.00%	0
	06/01/24	R17-02B2.21-P-0496	STL County Water	Main	Replacement	1702	MOSL_NEMO_DR_8" PVC_1200'_OBSL	0	0	0.00%	0
	06/01/24	R17-49C1.24-P-0001	Other MO Water	Main	Replacement	1749	MORK-Mains-Unscheduled	405	4	1.39%	6
	06/01/24	R17-02B2.20-P-0141	STL County Water	Hydrants	Replacement	1702	MOSL_GARESCH_AVE_8" PVC_790'_OBSL	0	0	0.00%	0
	06/01/24	R17-02B2.20-P-0141	STL County Water	Main	Replacement	1702	MOSL_GARESCH_AVE_8" PVC_790'_OBSL	0	0	0.00%	0
	06/01/24	R17-23C1.24-P-0001	Other MO Water	Main	Replacement	1723	MOWH-Mains-Unscheduled	(1,671)	(15)	1.39%	(23)
	06/01/24	R17-02B2.21-P-0493	STL County Water	Hydrants	Replacement	1702	MOSL_DAMSON_DR_8" PVC_930'_OBSL	0	0	0.00%	0
	06/01/24	R17-02B2.21-P-0493	STL County Water	Main	Replacement	1702	MOSL_DAMSON_DR_8" PVC_930'_OBSL	0	0	0.00%	0
	06/01/24	R17-02B2.21-P-0491	STL County Water	Hydrants	Replacement	1702	MOSL_AVILA_DR_8" PVC_850'_OBSL	260	3	1.85%	5
	06/01/24	R17-02B2.21-P-0491	STL County Water	Main	Replacement	1702	MOSL_AVILA_DR_8" PVC_850'_OBSL	3,520	33	1.39%	49
	06/01/24	R17-02B2.21-P-0148	STL County Water	Hydrants	Replacement	1702	MOSL_BRILLIANT_LN_8" PVC_1570'_OBSL	2,036	25	1.85%	38
	06/01/24	R17-02B2.21-P-0148	STL County Water	Main	Replacement	1702	MOSL_BRILLIANT_LN_8" PVC_1570'_OBSL	25,477	236	1.39%	354
	06/01/24	R17-02B2.21-P-0097	STL County Water	Hydrants	Replacement	1702	MOSL_GRAELER_DR_8" PVC_1340'_OBSL	224	3	1.85%	4
	06/01/24	R17-02B2.21-P-0097	STL County Water	Main	Replacement	1702	MOSL_GRAELER_DR_8" PVC_1340'_OBSL	14,433	134	1.39%	201
	06/01/24	R17-08H1.24-P-0001	Other MO Water	Services	Replacement	1708	MOR-Service and Laterals-Repl Blanket	4,274	83	2.92%	125
	06/01/24	R17-02B1.24-P-0005	STL County Water	Hydrants	Replacement	1702	MOSL_CHARBONIER_RD_PH2_8" PVC_1020'_OBSL	54	1	1.86%	1
	06/01/24	R17-02B1.24-P-0005	STL County Water	Main	Replacement	1702	MOSL_CHARBONIER_RD_PH2_8" PVC_1020'_OBSL	611	6	1.39%	8
	06/01/24	R17-02B2.21-P-0036	STL County Water	Hydrants	Replacement	1702	MOSL_CREVE_COEUR_AVE_6" PVC_640'_OBSL	1,432	18	1.85%	27
	06/01/24	R17-02B2.21-P-0036	STL County Water	Main	Replacement	1702	MOSL_CREVE_COEUR_AVE_6" PVC_640'_OBSL	14,627	136	1.39%	203
	06/01/24	R17-02B2.21-P-0036	STL County Water	Meters	Replacement	1702	MOSL_CREVE_COEUR_AVE_6" PVC_640'_OBSL	1,302	21	2.40%	31
	06/01/24	R17-02B2.21-P-0036	STL County Water	Services	Replacement	1702	MOSL_CREVE_COEUR_AVE_6" PVC_640'_OBSL	3,906	76	2.92%	114
	06/01/24	R17-02B2.21-P-0184	STL County Water	Hydrants	Replacement	1702	MOSL_ALDER_AVE_8" PVC_1410'_OBSL	0	0	0.00%	0
	06/01/24	R17-02B2.21-P-0184	STL County Water	Main	Replacement	1702	MOSL_ALDER_AVE_8" PVC_1410'_OBSL	0	0	0.00%	0
	06/01/24	R17-02B2.21-P-0182	STL County Water	Hydrants	Replacement	1702	MOSL_MIDWOOD_DR_PH1_8" PVC_590'_OBSL	30	0	1.85%	1
	06/01/24	R17-02B2.21-P-0182	STL County Water	Main	Replacement	1702	MOSL_MIDWOOD_DR_PH1_8" PVC_590'_OBSL	1,567	15	1.39%	22
	06/01/24	R17-02B2.21-P-0040	STL County Water	Hydrants	Replacement	1702	MOSL_SUTTON_AVE_8" PVC_620'_OBSL	5,697	70	1.85%	105
	06/01/24	R17-02B2.21-P-0040	STL County Water	Main	Replacement	1702	MOSL_SUTTON_AVE_8" PVC_620'_OBSL	41,570	385	1.39%	578
	06/01/24	R17-02B2.21-P-0040	STL County Water	Meters	Replacement	1702	MOSL_SUTTON_AVE_8" PVC_620'_OBSL	13,271	212	2.40%	319
	06/01/24	R17-02B2.21-P-0040	STL County Water	Services	Replacement	1702	MOSL_SUTTON_AVE_8" PVC_620'_OBSL	15,768	307	2.92%	460
	06/01/24	R17-02B2.21-P-0039	STL County Water	Main	Replacement	1702	MOSL_MENTOR_PL_8" PVC_410'_OBSL	182	2	1.39%	3
	06/01/24	R17-02B2.21-P-0039	STL County Water	Meters	Replacement	1702	MOSL_MENTOR_PL_8" PVC_410'_OBSL	53	1	2.42%	1
	06/01/24	R17-02B2.21-P-0039	STL County Water	Services	Replacement	1702	MOSL_MENTOR_PL_8" PVC_410'_OBSL	71	1	2.92%	2
	06/01/24	R17-02B1.24-P-0006	STL County Water	Main	Replacement	1702	MOSL_CHARBONIER_RD_PH3_8" PVC_1020'_OBSL	(5,978)	(55)	1.39%	(83)
	06/01/24	R17-02B2.21-P-0192	STL County Water	Hydrants	Replacement	1702	MOSL_ROSEGARDEN_SOUTH_8" PVC_1240'_OBSL	0	0	0.00%	0
	06/01/24	R17-02B2.21-P-0190	STL County Water	Hydrants	Replacement	1702	MOSL_TELFORD_DR_8" PVC_1215'_OBSL	1,935	24	1.85%	36
	06/01/24	R17-02B2.21-P-0190	STL County Water	Main	Replacement	1702	MOSL_TELFORD_DR_8" PVC_1215'_OBSL	29,665	275	1.39%	412
	06/01/24	R17-02B1.20-P-0031	STL County Water	Hydrants	Replacement	1702	MOSL_CHARBONIER_RD_PH1_8" PVC_1020'_OBSL	195	2	1.85%	4
	06/01/24	R17-02B1.20-P-0031	STL County Water	Main	Replacement	1702	MOSL_CHARBONIER_RD_PH1_8" PVC_1020'_OBSL	3,633	34	1.39%	50
	06/01/24	R17-02B1.22-P-0137	STL County Water	Hydrants	Replacement	1702	MOSL_RINZETTA_DR_8" PVC_1140'_OBSL	291	4	1.85%	5
	06/01/24	R17-02B1.22-P-0137	STL County Water	Main	Replacement	1702	MOSL_RINZETTA_DR_8" PVC_1140'_OBSL	9,211	85	1.39%	128
	06/01/24	R17-02B2.21-P-0489	STL County Water	Main	Replacement	1702	MOSL_ARROW_DR_8" PVC_850'_OBSL	3,962	37	1.39%	55
	06/01/24	R17-02B2.21-P-0154	STL County Water	Hydrants	Replacement	1702	MOSL_BETTY_JEAN_LN_8" PVC_995'_OBSL	128	2	1.84%	2
	06/01/24	R17-02B2.21-P-0154	STL County Water	Main	Replacement	1702	MOSL_BETTY_JEAN_LN_8" PVC_995'_OBSL	1,373	13	1.39%	19
	06/01/24	R17-02F2.23-P-0014	STL County Water	Hydrants	Replacement	1702	MOSL_Anglum_Road_FH_HHW-152_RELO	(2,738)	(34)	1.85%	(51)
	06/01/24	R17-02F2.23-P-0014	STL County Water	Main	Replacement	1702	MOSL_Anglum_Road_FH_HHW-152_RELO	(883)	(8)	1.39%	(12)
	06/01/24	R17-47C1.24-P-0001	Other MO Water	Main	Replacement	1747	Mains - Unscheduled-Blanket	9,217	85	1.39%	128
	06/01/24	R17-02B2.21-P-0161	STL County Water	Hydrants	Replacement	1702	MOSL_CLIFF_DR_8" PVC_515'_OBSL	387	5	1.85%	7
	06/01/24	R17-02B2.21-P-0161	STL County Water	Main	Replacement	1702	MOSL_CLIFF_DR_8" PVC_515'_OBSL	12,254	114	1.39%	170
	06/01/24	R17-53F1.24-P-0001	Other MO Water	Hydrants	Replacement	1753	MOLS-Hydrants Valves and Manholes-Replac	677	8	1.85%	13
	06/01/24	R17-03Q1.24-P-0003	Other MO Water	Pumping	Replacement	1703	MOSI_REPLACE Actuator/valves	2,401	30	1.89%	45
	06/01/24	R17-02B2.21-P									

Missouri American Water Company
 WSIRA 6 (May 2024 to July 2024) Eligible Projects
 Replacements / Relocations

In Service Date	Work Order	Tariff Group	Asset Type	Account	Profit Center	Work Order Description	Investment	Accum Dep	Depr Rate	Dep Exp
06/01/24	R17-0281.23-P-0049	STL County Water	Main	Replacement	1702	MOSL_Woodcliff Rd_Ph 1_8" PVC_1000'_OBSL	(28,858)	(267)	1.39%	(401)
06/01/24	R17-0281.23-P-0053	STL County Water	Hydrants	Replacement	1702	MOSL_Woodcliff Rd_Ph 2_8"PVC_970'_OBSL	(1,080)	(13)	1.85%	(20)
06/01/24	R17-0281.23-P-0053	STL County Water	Main	Replacement	1702	MOSL_Woodcliff Rd_Ph 2_8"PVC_970'_OBSL	(51,848)	(480)	1.39%	(721)
06/01/24	R17-0282.21-P-0478	STL County Water	Hydrants	Replacement	1702	MOSL_CASPIAN_LN_8" PVC_1950'_OBSL	8,156	101	1.85%	151
06/01/24	R17-0282.21-P-0478	STL County Water	Main	Replacement	1702	MOSL_CASPIAN_LN_8" PVC_1950'_OBSL	125,053	1,159	1.39%	1,738
06/01/24	R17-0282.21-P-0126	STL County Water	Hydrants	Replacement	1702	MOSL_CLAYMONT_DR_PH3_8" PVC_1710'_OBSL	1,205	15	1.85%	22
06/01/24	R17-0282.21-P-0126	STL County Water	Main	Replacement	1702	MOSL_CLAYMONT_DR_PH3_8" PVC_1710'_OBSL	38,157	354	1.39%	530
06/01/24	R17-0111.23-P-0011	STL County Water	SCADA	Replacement	1702	SL CP B Intake PLC U REPL	0	0	0.00%	0
06/01/24	R17-1081.24-P-0007	Other MO Water	Meters	Replacement	1710	Flow Control - Gate Valve	7,492	69	1.39%	104
06/01/24	R17-06H2.24-P-0001	Other MO Water	Meters	Replacement	1706	MOWB-Services and Laterals-Replaced Lead	249	4	2.41%	6
06/01/24	R17-06H2.24-P-0001	Other MO Water	Services	Replacement	1706	MOWB-Services and Laterals-Replaced Lead	(2,592)	(50)	2.92%	(76)
06/01/24	R17-0282.21-P-0100	STL County Water	Hydrants	Replacement	1702	MOSL_MONTAUK_CT_8" PVC_500'_OBSL	2,763	34	1.85%	51
06/01/24	R17-0282.21-P-0100	STL County Water	Main	Replacement	1702	MOSL_MONTAUK_CT_8" PVC_500'_OBSL	4,363	40	1.39%	61
06/01/24	R17-0282.21-P-0085	STL County Water	Hydrants	Replacement	1702	MOSL_WALLINGFORD_DR_8" PVC_840'_OBSL	925	11	1.85%	17
06/01/24	R17-0282.21-P-0085	STL County Water	Main	Replacement	1702	MOSL_WALLINGFORD_DR_8" PVC_840'_OBSL	29,276	271	1.39%	407
06/01/24	R17-0282.21-P-0310	STL County Water	Hydrants	Replacement	1702	MOSL_CLYDE_AVE_8" PVC_1575'_OBSL	0	0	0.00%	0
06/01/24	R17-0282.21-P-0310	STL County Water	Main	Replacement	1702	MOSL_CLYDE_AVE_8" PVC_1575'_OBSL	0	0	0.00%	0
06/01/24	R17-0282.21-P-0497	STL County Water	Hydrants	Replacement	1702	MOSL_LEMONA_DR_8" PVC_1000'_OBSL	0	0	0.00%	0
06/01/24	R17-0282.21-P-0497	STL County Water	Main	Replacement	1702	MOSL_LEMONA_DR_8" PVC_1000'_OBSL	0	0	0.00%	0
06/01/24	R17-0282.21-P-0495	STL County Water	Main	Replacement	1702	MOSL_HALE_DR_8" PVC_1000'_OBSL	0	0	0.00%	0
06/01/24	R17-0282.21-P-0157	STL County Water	Hydrants	Replacement	1702	MOSL_LAURA_LN_8" PVC_1140'_OBSL	0	0	0.00%	0
06/01/24	R17-0282.21-P-0157	STL County Water	Main	Replacement	1702	MOSL_LAURA_LN_8" PVC_1140'_OBSL	0	0	0.00%	0
06/01/24	R17-02F2.24-P-0004	STL County Water	Hydrants	Replacement	1702	MOSL_S_Lindbergh_FH_HSS-505_RELO	(43)	(1)	1.84%	(1)
06/01/24	R17-0111.24-P-0001	Other MO Water	SCADA	Replacement	1710	MX West Tower PLC REPL	0	0	0.00%	0
06/01/24	R17-23H2.24-P-0001	Other MO Water	Services	Replacement	1708	MOBM-Services and Laterals-Repl Blanket pump replacement	(11,827)	(230)	2.92%	(345)
06/01/24	R17-03Q1.23-P-0023	Other MO Water	Pumping	Replacement	1703	pipe and fittings - Ductile Iron 30"	0	0	0.00%	0
06/01/24	R17-11Q1.24-P-0003	Other MO Water	Treatment	Replacement	1711	MAIN/VALVE MAY 1 MAY 31 2024	(12)	(0)	2.18%	(0)
06/01/24	R17-02C1.24-P-0013	STL County Water	Main	Replacement	1702	HYDRANTS FEB 19 - FEB 25 2024	1,249,765	11,581	1.39%	17,372
06/01/24	R17-02F1.24-P-0009	STL County Water	Hydrants	Replacement	1702	HYDRANTS FEB 19 - FEB 25 2024	92	1	1.86%	2
06/01/24	R17-02F1.24-P-0009	STL County Water	Main	Replacement	1702	HYDRANTS FEB 19 - FEB 25 2024	2	0	1.36%	0
06/01/24	R17-02F1.24-P-0013	STL County Water	Hydrants	Replacement	1702	HYDRANTS May 1 - May 31 2024	221,962	2,738	1.85%	4,106
06/01/24	R17-02F1.24-P-0013	STL County Water	Main	Replacement	1702	HYDRANTS May 1 - May 31 2024	4,224	39	1.39%	59
06/01/24	R17-70H1.24-P-0001	Other MO Water	Main	Replacement	1770	MOWO-Services and Laterals-Repl Blanket	3,239	30	1.39%	45
06/01/24	R17-70H1.24-P-0001	Other MO Water	Meters	Replacement	1770	MOWO-Services and Laterals-Repl Blanket	3,688	59	2.40%	89
06/01/24	R17-70H1.24-P-0001	Other MO Water	Services	Replacement	1770	MOWO-Services and Laterals-Repl Blanket	1,395	27	2.92%	41
06/01/24	R17-65H2.24-P-0001	Other MO Water	Services	Replacement	1765	MOPC_Lead Service Lines Company	16,722	326	2.92%	488
06/01/24	R17-1281.23-P-0008	Other MO Water	Hydrants	Replacement	1712	MOJC-Bald Hill Dr_Ph II 8" PVC Replmt	70,181	866	1.85%	1,298
06/01/24	R17-1281.23-P-0008	Other MO Water	Main	Replacement	1712	MOJC-Bald Hill Dr_Ph II 8" PVC Replmt	1,155,646	10,709	1.39%	16,063
06/01/24	R17-1281.23-P-0008	Other MO Water	Services	Replacement	1712	MOJC-Bald Hill Dr_Ph II 8" PVC Replmt	177,792	3,461	2.92%	5,192
06/01/24	R17-09B1.23-P-0008	Other MO Water	Hydrants	Replacement	1709	MOSC_S_Church_S5 Phs 5_8" Replmt	12,411	153	1.85%	230
06/01/24	R17-09B1.23-P-0008	Other MO Water	Main	Replacement	1709	MOSC_S_Church_S5 Phs 5_8" Replmt	390,948	3,623	1.39%	5,434
06/01/24	R17-09B1.23-P-0008	Other MO Water	Services	Replacement	1709	MOSC_S_Church_S5 Phs 5_8" Replmt	62,055	1,208	2.92%	1,812
06/01/24	R17-02B2.23-P-0085	STL County Water	Hydrants	Replacement	1702	MOSL_GORDON_AVE_PH2_PVC_8" 1195'_OBSL	48,883	603	1.85%	904
06/01/24	R17-02B2.23-P-0085	STL County Water	Main	Replacement	1702	MOSL_GORDON_AVE_PH2_PVC_8" 1195'_OBSL	909,226	8,425	1.39%	12,638
06/01/24	R17-02B2.21-P-0216	STL County Water	Hydrants	Replacement	1702	MOSL_TYNDALL_DR_8" PVC_1320'_OBSL	28,342	350	1.85%	524
06/01/24	R17-02B2.21-P-0216	STL County Water	Main	Replacement	1702	MOSL_TYNDALL_DR_8" PVC_1320'_OBSL	224,156	2,077	1.39%	3,116
06/01/24	R17-02B2.21-P-0217	STL County Water	Main	Replacement	1702	MOSL_WABASH_AVE_8" PVC_400'_OBSL	116,992	1,084	1.39%	1,626
06/01/24	R17-61B1.24-P-0005	Other MO Water	Main	Replacement	1761	GCMOW_FIR ST VLV INSTALL	1,083	10	1.39%	15
06/01/24	R17-02B2.21-P-0585	STL County Water	Hydrants	Replacement	1702	MOSL_JEFFERSON_AVE_PH2_8" PVC_1288'_OBSL	95,995	1,184	1.85%	1,776
06/01/24	R17-02B2.21-P-0585	STL County Water	Main	Replacement	1702	MOSL_JEFFERSON_AVE_PH2_8" PVC_1288'_OBSL	217,588	2,016	1.39%	3,024
06/01/24	R17-02B2.22-P-0032	STL County Water	Hydrants	Replacement	1702	MOSL_GRENSHAW_DR_8" PVC_1390'_OBSL	771	10	1.85%	14
06/01/24	R17-02B2.22-P-0032	STL County Water	Main	Replacement	1702	MOSL_GRENSHAW_DR_8" PVC_1390'_OBSL	23,635	219	1.39%	329
06/01/24	R17-02B2.22-P-0032	STL County Water	Meters	Replacement	1702	MOSL_GRENSHAW_DR_8" PVC_1390'_OBSL	514	8	2.40%	12
06/01/24	R17-02B2.22-P-0032	STL County Water	Services	Replacement	1702	MOSL_GRENSHAW_DR_8" PVC_1390'_OBSL	257	5	2.92%	8
06/01/24	R17-72H1.24-P-0001	Other MO Water	Services	Replacement	1708	MOIT_Services Replaced-Blanket	4,425	86	2.92%	129
06/01/24	R17-02B2.21-P-0037	STL County Water	Hydrants	Replacement	1702	MOSL_FREDRIC_CT_8"/6" PVC_900'_OBSL	14,437	178	1.85%	267
06/01/24	R17-02B2.21-P-0037	STL County Water	Main	Replacement	1702	MOSL_FREDRIC_CT_8"/6" PVC_900'_OBSL	270,460	2,506	1.39%	3,759
06/01/24	R17-02B2.21-P-0037	STL County Water	Meters	Replacement	1702	MOSL_FREDRIC_CT_8"/6" PVC_900'_OBSL	12,169	195	2.40%	292
06/01/24	R17-02B2.21-P-0037	STL County Water	Services	Replacement	1702	MOSL_FREDRIC_CT_8"/6" PVC_900'_OBSL	139,942	2,724	2.92%	4,086
06/01/24	I17-020196-02	STL County Water	Hydrants	Replacement	1702	Eureka Water Main Project Phase 1	134,783	1,662	1.85%	2,493
06/01/24	R17-55F1.24-P-0001	Other MO Water	Hydrants	Replacement	1755	MOBM-Hydrants/Valves/Manholes-Replaced	2,110	26	1.85%	39
06/01/24	R17-09Q1.23-P-0006	Other MO Water	Pumping	Replacement	1709	Anna Meadows System Delivery - Replace S	13,130	435	4.97%	653
06/01/24	R17-09B1.23-P-0006	Other MO Water	Main	Replacement	1709	MOSC_Steephelchase Sub Phs 3_8"/6" Replmt	781,931	7,246	1.39%	10,869
06/01/24	R17-02B2.23-P-0093	STL County Water	Hydrants	Replacement	1702	MOSL_REDFIR_DR_PH2_8" PVC_1083'_OBSL	811	10	1.85%	15
06/01/24	R17-02B2.23-P-0093	STL County Water	Main	Replacement	1702	MOSL_REDFIR_DR_PH2_8" PVC_1083'_OBSL	15,088	140	1.39%	210
06/01/24	R17-70B1.23-P-0002	Other MO Water	Hydrants	Replacement	1770	MOWO_REPL_Pisgah	1,145	14	1.85%	21
06/01/24	R17-70B1.23-P-0002	Other MO Water	Main	Replacement	1770	MOWO_REPL_Pisgah	40,635	377	1.39%	565
06/01/24	R17-70B1.23-P-0002	Other MO Water	Services	Replacement	1770	MOWO_REPL_Pisgah	286	6	2.92%	7
06/01/24	R17-72J1.23-P-0001	Other MO Water	Meters	Replacement	1772	MOIT_Meters-Replaced	330,971	5,296	2.40%	7,943
06/01/24	R17-68B1.23-P-0004	Other MO Water	Hydrants	Replacement	1768	MOSW_REPL_Vault	2,849	35	1.85%	53
06/01/24	R17-68B1.23-P-0004	Other MO Water	Main	Replacement	1768	MOSW_REPL_Vault	63,399	587	1.39%	881
06/01/24	R17-68B1.23-P-0004	Other MO Water	Meters	Replacement	1768	MOSW_REPL_Vault	142,469	2,280	2.40%	3,419
06/01/24	R17-68B1.23-P-0004	Other MO Water	Services	Replacement	1768	MOSW_REPL_Vault	712	14	2.92%	21
06/01/24	R17-1281.23-P-0014	Other MO Water	Hydrants	Replacement	1712	MOJC_Clay St 2" Replacement	14,968	185	1.85%	277
06/01/24	R17-1281.23-P-0014	Other MO Water	Main	Replacement	1712	MOJC_Clay St 2" Replacement	216,105	2,003	1.39%	3,004
06/01/24	R17-1281.23-P-0014	Other MO Water	Services	Replacement	1712	MOJC_Clay St 2" Replacement	49,583	965	2.92%	1,448
06/01/24	R17-1281.23-P-0013	Other MO Water	Hydrants	Replacement	1712	MOJC_Stadium Blvd 8" Replacement	10,728	132	1.85%	198
06/01/24	R17-1281.23-P-0013	Other MO Water	Main	Replacement	1712	MOJC_Stadium Blvd 8" Replacement	191,146	1,771	1.39%	2,657
06/01/24	R17-1281.23-P-0013	Other MO Water	Services	Replacement	1712	MOJC_Stadium Blvd 8" Replacement	41,935	816	2.92%	1,225
06/01/24	R17-10B1.23-P-0016	Other MO Water	Hydrants	Replacement	1710	MOMX_S.Clark 8" Replacement	8,140	100	1.85%	151
06/01/24	R17-10B1.23-P-0016	Other MO Water	Main	Replacement	1710	MOMX_S.Clark 8" Replacement	211,634	1,961	1.39%	2,943
06/01/24	R17-10B1.23-P-0016	Other MO Water	Services	Replacement	1710	MOMX_S.Clark 8" Replacement	24,419	475	2.92%	712
06/01/24	R17-03B1.23-P-0021	Other MO Water	Hydrants	Replacement	1703	MOSI REPL Savannah Rd	1,895	23	1.85%	35
06/01/24	R17-03B1.23-P-0021	Other MO Water	Main	Replacement	1703	MOSI REPL Savannah Rd	44,524	413	1.39%	619
06/01/24	R17-03B1.23-P-0011	Other MO Water	Hydrants	Replacement	1703	MOSI REPL Crescent & Oakland	57,811	713	1.85%	1,070
06/01/24	R17-03B1.23-P-0011	Other MO Water	Main	Replacement	1703	MOSI REPL Crescent & Oakland	281,597	2,609	1.39%	3,914
06/01/24	R17-03B1.23-P-0011	Other MO Water	Services	Replacement	1703	MOSI REPL Crescent & Oakland	26,108	508	2.92%	762
06/01/24	R17-02Q1.24-P-0109	STL County Water	Treatment	Replacement	1702	SCP: REPL Hypo Bulk 1 Vlv Actuator	4,563	66	2.18%	92
06/01/24	R17-02Q1.24-P-0059	STL County Water	Treatment	Replacement	1702	SCP-Filter Sewer Valve Replacement	15,349	223	2.18%	335
06/01/24	R17-02Q1.24-P-0094	STL County Water	Treatment	Replacement	1702	CCP: Lime Baghouse Airlcock Valve	11,409	166	2.18%	249
06/01/24	R17-02Q1.24-P-0053	STL County Water	Pumping	Replacement	1702	SCP: Sludge Valve Replacements	47,308	596	1.89%	894
06/01/24	R17-02B2.23-P-0084	STL County Water	Hydrants	Replacement	1702	MOSL_CLYDE_AVE_PH2_8" PVC_675'_OBSL	5,074	63	1.85%	94
06/01/24	R17-02B2.23-P-0084	STL County Water	Main	Replacement	1702	MOSL_CLYDE_AVE_PH2_8" PVC_675'_OBSL	243,543	2,257	1.39%	3,385
06/01/24	R17-02B2.23-P-0087	STL County Water	Hydrants	Replacement	1702	MOSL_Ambs_Rd_Ph3_1000'_8" PVC_OBSL	13,453	166	1.85%	249
06/01/24	R17-02B2.23-P-0087	STL County Water	Main	Replacement	1702	MOSL_Ambs_Rd_Ph3_1000'_8" PVC_OBSL	250,220	2,319	1.39%	3,478
06/01/24	R17-02B2.21-P-0181	STL County Water	Hydrants	Replacement	1702	MOSL_ST_OLAF_DR_SOUTH_8" PVC_995'_OBSL	30,968	382	1.85%	573
06/01/24	R17-02B2.21-P-0181	STL County Water	Main	Replacement	1702	MOSL_ST_OLAF_DR_SOUTH_8" PVC_995'_OBSL	976,060	9,045	1.39%	13,567
06/01/24	R17-02B2.24-P-0005	STL County Water	Main	Replacement	1702	MOSL_LITSINGER_DR_12" HDPE_650'_OBSL	303	3	1.39%	4
06/01/24	R17-02B2.23-P-0092	STL County Water	Main							

Missouri American Water Company
 WSIRA 6 (May 2024 to July 2024) Eligible Projects
 Relocations / Relocations

In Service	Date	Work Order	Tariff Group	Asset Type	Account	Profit Center	Work Order Description	Investment	Accum Dep	Dep Rate	Dep Exp
	06/01/24	R17-02B1.24-P-0011	STL County Water	Hydrants	Replacement	1702	MOSL_OLIVE_BLDV_P2_12" DI_830" OBSL	179,524	2,214	1.85%	3,321
	06/01/24	R17-02B1.24-P-0011	STL County Water	Main	Replacement	1702	MOSL_OLIVE_BLDV_P2_12" DI_830" OBSL	406,922	3,771	1.39%	5,656
	06/01/24	R17-10B1.23-P-0018	Other MO Water	Main	Replacement	1710	MOMX_Fairground St 8" PVC Replacement	921,763	8,542	1.39%	12,813
	06/01/24	R17-02F2.24-P-0006	STL County Water	Hydrants	Replacement	1702	MOSL_Des-Peres-St8" FH-Reloc-HDP-247	20,601	254	1.85%	381
	06/01/24	R17-02F2.24-P-0006	STL County Water	Main	Replacement	1702	MOSL_Des-Peres-Pub-Stfy_FH-Reloc-HDP-247	2,943	27	1.39%	41
	06/01/24	R17-08B1.24-P-0001	Other MO Water	Meters	Replacement	1708	MOBR-Meters-Replaced	1,746	28	2.40%	42
	06/01/24	R17-55B1.23-P-0003	Other MO Water	Hydrants	Replacement	1755	MOBM_SHERRY_SILVER_REPLACEMENT_8" 4"	22,842	282	1.85%	423
	06/01/24	R17-55B1.23-P-0003	Other MO Water	Main	Replacement	1755	MOBM_SHERRY_SILVER_REPLACEMENT_8" 4"	146,590	1,358	1.39%	2,038
	06/01/24	R17-55B1.23-P-0003	Other MO Water	Services	Replacement	1755	MOBM_SHERRY_SILVER_REPLACEMENT_8" 4"	25,413	495	2.92%	742
	06/01/24	R17-09B1.23-P-0005	Other MO Water	Main	Replacement	1709	MOSC_Steepchase Sub Phs 2_8/6" Replmt	1,156,568	10,718	1.39%	16,076
	06/01/24	R17-02F2.24-P-0009	STL County Water	Main	Replacement	1702	MOSL_Eureka_W_1st_St_FH-Reloc-HEU-567	3,236	30	1.39%	45
	06/01/24	R17-68C1.24-P-0001	Other MO Water	Main	Replacement	1768	MOSW_Mains-Unscheduled-Blanket	3,157	29	1.39%	44
	06/01/24	R17-61H2.24-P-0001	Other MO Water	Services	Replacement	1708	MOCG-Services and Laterals-Repl Blanket	3,382	66	2.92%	99
	06/01/24	R17-02B1.22-P-0019	STL County Water	Hydrants	Replacement	1702	MOSL_HILL_N_DALE_LN_8" PVC_580" OBSL	5,586	69	1.85%	103
	06/01/24	R17-02B1.22-P-0019	STL County Water	Main	Replacement	1702	MOSL_HILL_N_DALE_LN_8" PVC_580" OBSL	176,891	1,639	1.39%	2,459
	06/01/24	R17-10B1.23-P-0017	Other MO Water	Main	Replacement	1710	MOMX_S Abat 8"-Latney 6" PVC Replacement	856,324	7,935	1.39%	11,903
	06/01/24	R17-72Q1.24-P-0002	Other MO Water	Treatment	Replacement	1772	MOITWTR-Replace SCADA Computer	11,560	168	2.18%	252
	06/01/24	R17-09B1.23-P-0007	Other MO Water	Main	Replacement	1709	MOSC_Steepchase Sub Phs 4_8/6" Replmt	1,020,591	9,457	1.39%	14,786
	06/01/24	R17-68H1.24-P-0001	Other MO Water	Meters	Replacement	1768	MOSW-Services and Laterals -Repl Blanket	2,912	47	2.40%	70
	06/01/24	R17-68H1.24-P-0001	Other MO Water	Services	Replacement	1768	MOSW-Services and Laterals -Repl Blanket	1,481	29	2.92%	43
	06/01/24	R17-09B1.23-P-0004	Other MO Water	Main	Replacement	1709	MOSC_Steepchase Sub_8/6" PVC Replmt P	1,297,573	12,024	1.39%	18,036
	06/01/24	R17-02B1.24-P-0010	STL County Water	Hydrants	Replacement	1702	MOSL_OLIVE_BLDV_P1_12" DI_1090" OBSL	45,229	558	1.85%	837
	06/01/24	R17-02B1.24-P-0010	STL County Water	Main	Replacement	1702	MOSL_OLIVE_BLDV_P1_12" DI_1090" OBSL	398,017	3,688	1.39%	5,532
	06/01/24	R17-08C1.24-P-0001	Other MO Water	Main	Replacement	1708	MOBR-Mains-Unscheduled	3,641	34	1.39%	51
	06/01/24	R17-02F1.24-P-0002	STL County Water	Hydrants	Replacement	1702	HYDRANTS JAN 1 - JAN 7 2024	4,210	52	1.85%	78
	06/01/24	R17-70C1.24-P-0001	Other MO Water	Main	Replacement	1770	MOWO-Mains-Unscheduled	5,252	49	1.39%	73
	06/01/24	I17-020209-01	STL County Water	Treatment	Replacement	1702	MOSL-Affton_BS_Rehab	403,513	6,295	2.34%	9,442
	06/01/24	R17-02F1.24-P-0005	STL County Water	Hydrants	Replacement	1702	HYDRANTS JAN 22- JAN 28 2024	0	0	0.00%	0
	06/01/24	R17-02F1.24-P-0005	STL County Water	Main	Replacement	1702	HYDRANTS JAN 22- JAN 28 2024	(0)	0	0.00%	0
	06/01/24	R17-02Q1.22-P-0185	STL County Water	Pumping	Replacement	1702	Chemical Feed - Liquid-Metering Pump/Feeder	0	0	0.00%	0
	06/01/24	R17-02Q2.21-P-0192	STL County Water	Treatment	Replacement	1702	CCF Filter Plant Rate control valve actuator	0	0	0.00%	0
	07/01/24	I17-020207-01	STL County Water	Pumping	Replacement	1702	MOSL-CP_B_Basin_H5_Pump-Vaults_Refurbish	(0)	(0)	(11.11%)	0
	07/01/24	I17-020207-01	STL County Water	SCADA	Replacement	1702	MOSL-CP_B_Basin_H5_Pump-Vaults_Refurbish	0	0	0.00%	0
	07/01/24	R17-02B1.19-P-0060	STL County Water	Hydrants	Replacement	1702	MOSL_FLANDERS_DR_8" PVC_1890" OBSL	5	0	1.69%	0
	07/01/24	R17-02B1.19-P-0060	STL County Water	Main	Replacement	1702	MOSL_FLANDERS_DR_8" PVC_1890" OBSL	76	1	1.38%	1
	07/01/24	R17-02B1.19-P-0060	STL County Water	Meters	Replacement	1702	MOSL_FLANDERS_DR_8" PVC_1890" OBSL	4	0	2.26%	0
	07/01/24	R17-02B1.19-P-0060	STL County Water	Services	Replacement	1702	MOSL_FLANDERS_DR_8" PVC_1890" OBSL	2	0	2.82%	0
	07/01/24	R17-02B1.21-P-0032	STL County Water	Hydrants	Replacement	1702	MOSL-Calyton_Rd_Ph1-24"-1200"-DI-OBSL	(0)	(0)	(100.00%)	0
	07/01/24	R17-02B1.21-P-0032	STL County Water	Main	Replacement	1702	MOSL-Calyton_Rd_Ph1-24"-1200"-DI-OBSL	0	(0)	16.67%	0
	07/01/24	R17-02B1.21-P-0032	STL County Water	Meters	Replacement	1702	MOSL-Calyton_Rd_Ph1-24"-1200"-DI-OBSL	(0)	0	0.00%	0
	07/01/24	R17-02B1.21-P-0032	STL County Water	Services	Replacement	1702	MOSL-Calyton_Rd_Ph1-24"-1200"-DI-OBSL	(0)	0	200.00%	(0)
	07/01/24	R17-02B1.21-P-0036	STL County Water	Hydrants	Replacement	1702	MOSL_CRESCENT_AVE_8" PVC_630" OBSL	930	10	1.85%	17
	07/01/24	R17-02B1.21-P-0036	STL County Water	Main	Replacement	1702	MOSL_CRESCENT_AVE_8" PVC_630" OBSL	4,040	33	1.39%	56
	07/01/24	R17-02B1.21-P-0036	STL County Water	Meters	Replacement	1702	MOSL_CRESCENT_AVE_8" PVC_630" OBSL	133	2	2.40%	3
	07/01/24	R17-02B1.21-P-0036	STL County Water	Services	Replacement	1702	MOSL_CRESCENT_AVE_8" PVC_630" OBSL	106	2	2.92%	3
	07/01/24	R17-02B1.21-P-0042	STL County Water	Hydrants	Replacement	1702	Mapcall WO#: 1004454, 1004590, 1005010, 1129520	149	2	1.84%	3
	07/01/24	R17-02B1.21-P-0042	STL County Water	Main	Replacement	1702	Mapcall WO#: 1004454, 1004590, 1005010, 1129520	2,137	17	1.39%	30
	07/01/24	R17-02B1.21-P-0042	STL County Water	Meters	Replacement	1702	Mapcall WO#: 1004454, 1004590, 1005010, 1129520	(762)	(11)	2.40%	(18)
	07/01/24	R17-02B1.21-P-0042	STL County Water	Services	Replacement	1702	Mapcall WO#: 1004454, 1004590, 1005010, 1129520	(1,524)	(26)	2.92%	(45)
	07/01/24	R17-02B1.21-P-0043	STL County Water	Hydrants	Replacement	1702	Mapcall WO#: 1004470, 1004484, 1004531, 1004601	0	(0)	(20.00%)	(0)
	07/01/24	R17-02B1.21-P-0043	STL County Water	Main	Replacement	1702	Mapcall WO#: 1004470, 1004484, 1004531, 1004601	0	0	33.33%	(0)
	07/01/24	R17-02B1.21-P-0043	STL County Water	Meters	Replacement	1702	Mapcall WO#: 1004470, 1004484, 1004531, 1004601	(0)	0	100.00%	(0)
	07/01/24	R17-02B1.21-P-0043	STL County Water	Services	Replacement	1702	Mapcall WO#: 1004470, 1004484, 1004531, 1004601	0	0	50.00%	0
	07/01/24	R17-02B1.21-P-0044	STL County Water	Hydrants	Replacement	1702	MOSL-Calyton_Rd-24"-1000"-DI-OBSL-PHIV	13,198	142	1.85%	244
	07/01/24	R17-02B1.21-P-0044	STL County Water	Main	Replacement	1702	MOSL-Calyton_Rd-24"-1000"-DI-OBSL-PHIV	(13,198)	(107)	1.39%	(183)
	07/01/24	R17-02B1.21-P-0044	STL County Water	Meters	Replacement	1702	MOSL-Calyton_Rd-24"-1000"-DI-OBSL-PHIV	0	0	0.00%	0
	07/01/24	R17-02B1.21-P-0044	STL County Water	Services	Replacement	1702	MOSL-Calyton_Rd-24"-1000"-DI-OBSL-PHIV	0	(0)	0.00%	0
	07/01/24	R17-02B1.21-P-0045	STL County Water	Hydrants	Replacement	1702	MOSL-Calyton_Rd-24"-1100"-DI-OBSL-PHV	9,036	98	1.85%	167
	07/01/24	R17-02B1.21-P-0045	STL County Water	Main	Replacement	1702	MOSL-Calyton_Rd-24"-1100"-DI-OBSL-PHV	(9,036)	(73)	1.39%	(126)
	07/01/24	R17-02B1.21-P-0045	STL County Water	Meters	Replacement	1702	MOSL-Calyton_Rd-24"-1100"-DI-OBSL-PHV	30,086	421	2.40%	722
	07/01/24	R17-02B1.21-P-0045	STL County Water	Services	Replacement	1702	MOSL-Calyton_Rd-24"-1100"-DI-OBSL-PHV	(30,086)	(512)	2.92%	(879)
	07/01/24	R17-02B1.22-P-0020	STL County Water	Hydrants	Replacement	1702	MOSL_GREEN_OAKS_DR_8" PVC_1200" OBSL	12	0	1.81%	0
	07/01/24	R17-02B1.22-P-0020	STL County Water	Main	Replacement	1702	MOSL_GREEN_OAKS_DR_8" PVC_1200" OBSL	174	1	1.39%	2
	07/01/24	R17-02B1.22-P-0020	STL County Water	Meters	Replacement	1702	MOSL_GREEN_OAKS_DR_8" PVC_1200" OBSL	8	0	2.47%	0
	07/01/24	R17-02B1.22-P-0020	STL County Water	Services	Replacement	1702	MOSL_GREEN_OAKS_DR_8" PVC_1200" OBSL	4	0	2.96%	0
	07/01/24	R17-02B1.22-P-0028	STL County Water	Hydrants	Replacement	1702	MOSL_Westport_Plaza_12"DI_1000 OBSL	1,094	12	1.85%	20
	07/01/24	R17-02B1.22-P-0028	STL County Water	Main	Replacement	1702	MOSL_Westport_Plaza_12"DI_1000 OBSL	3,780	31	1.39%	53
	07/01/24	R17-02B1.22-P-0082	STL County Water	Hydrants	Replacement	1702	MOSL_ZEPHYR_PL_PH2_1019" 8" PVC OBSL	2,401	26	1.85%	44
	07/01/24	R17-02B1.22-P-0082	STL County Water	Main	Replacement	1702	MOSL_ZEPHYR_PL_PH2_1019" 8" PVC OBSL	33,608	273	1.39%	467
	07/01/24	R17-02B1.22-P-0082	STL County Water	Meters	Replacement	1702	MOSL_ZEPHYR_PL_PH2_1019" 8" PVC OBSL	1,600	22	2.40%	38
	07/01/24	R17-02B1.22-P-0082	STL County Water	Services	Replacement	1702	MOSL_ZEPHYR_PL_PH2_1019" 8" PVC OBSL	1,600	27	2.92%	47
	07/01/24	R17-02B1.22-P-0110	STL County Water	Hydrants	Replacement	1702	MOSL_JENNYCLIFFE_LN_8" PVC_1670" OBSL	(171)	(2)	1.85%	(3)
	07/01/24	R17-02B1.22-P-0110	STL County Water	Main	Replacement	1702	MOSL_JENNYCLIFFE_LN_8" PVC_1670" OBSL	(2,618)	(21)	1.39%	(36)
	07/01/24	R17-02C1.22-P-0035	STL County Water	Main	Replacement	1702	MAIN/VALVE AUG 1 TO AUG 7 2022	1,663	13	1.40%	23
	07/01/24	R17-02F1.22-P-0053	STL County Water	Hydrants	Replacement	1702	HYDRANTS DEC 5 TO DEC 11 2022	(2,121)	(23)	1.85%	(39)
	07/01/24	R17-02F1.23-P-0001	STL County Water	Hydrants	Replacement	1702	MOSL-Hydrants Valves and Manholes-Replac	(0)	0	0.00%	0
	07/01/24	R17-02G1.22-P-0001	STL County Water	Main	Replacement	1702	MOSL-Services-Maintenance	3	0	1.37%	0
	07/01/24	R17-02G1.22-P-0001	STL County Water	Meters	Replacement	1702	MOSL-Services-Maintenance	335	3	1.94%	6
	07/01/24	R17-02G1.22-P-0001	STL County Water	Services	Replacement	1702	MOSL-Services-Maintenance	509	8	2.67%	14
	07/01/24	R17-02G1.23-P-0001	STL County Water	Meters	Replacement	1702	MOSL-Services-Maintenance	(286,462)	(4,015)	2.40%	(6,871)
	07/01/24	R17-02G1.23-P-0001	STL County Water	Services	Replacement	1702	MOSL-Services-Maintenance	70,171	1,195	2.92%	2,049
	07/01/24	R17-02G2.23-P-0001	STL County Water	Meters	Replacement	1702	MOSL-Services-Lead	(21,268)	(298)	2.40%	(511)
	07/01/24	R17-02G2.23-P-0001	STL County Water	Services	Replacement	1702	MOSL-Services-Lead	60,486	1,030	2.92%	1,766
	07/01/24	R17-02H1.23-P-0001	STL County Water	Services	Replacement	1702	MOSL_Services and Laterals-Replaced	52,365	892	2.92%	1,529
	07/01/24	R17-02J1.22-P-0001	STL County Water	Meters	Replacement	1702	MOSL-Meters-Replaced	81	1	2.42%	

Missouri American Water Company
 WSIRA 6 (May 2024 to July 2024) Eligible Projects
 Replacements / Relocations

In Service	Date	Work Order	Tariff Group	Asset Type	Account	Profit Center	Work Order Description	Investment	Accum Dep	Dep Rate	Dep Exp
	07/01/24	R17-1181.22-P-0021	Other MO Water	Main	Replacement	1711	MOJP_3rd @ St Charles 350" 2	0	0	0.00%	0
	07/01/24	R17-1181.22-P-0021	Other MO Water	Services	Replacement	1711	MOJP_3rd @ St Charles 350" 2	(0)	0	0.00%	0
	07/01/24	R17-1181.22-P-0022	Other MO Water	Hydrants	Replacement	1711	MOJP 36th and Range Line 8" Main Repl	8,700	94	1.85%	161
	07/01/24	R17-1181.22-P-0022	Other MO Water	Main	Replacement	1711	MOJP 36th and Range Line 8" Main Repl	(16,289)	(132)	1.39%	(226)
	07/01/24	R17-11H1.23-P-0001	Other MO Water	Services	Replacement	1711	MOJP-Services and Laterals-Replaced	0	0	0.00%	0
	07/01/24	R17-11H2.23-P-0001	Other MO Water	Main	Replacement	1711	MOJP-Services and Laterals-Replaced Lead	(653)	(5)	1.39%	(9)
	07/01/24	R17-11H2.23-P-0001	Other MO Water	Services	Replacement	1711	MOJP-Services and Laterals-Replaced Lead	653	11	2.92%	19
	07/01/24	R17-11J1.23-P-0001	Other MO Water	Meters	Replacement	1711	MOJP-Meters-Replaced	(54)	(1)	2.37%	(1)
	07/01/24	R17-12G2.23-P-0001	Other MO Water	Meters	Replacement	1712	MOJC-Services and Laterals-(LSLR)Blanket	4,512	63	2.40%	108
	07/01/24	R17-12G2.23-P-0001	Other MO Water	Services	Replacement	1712	MOJC-Services and Laterals-(LSLR)Blanket	6,768	115	2.92%	198
	07/01/24	R17-6181.23-P-0003	Other MO Water	Main	Replacement	1761	MOGCW_303rd Terrace 6" MAIN Replace	162	1	1.39%	2
	07/01/24	R17-6181.23-P-0003	Other MO Water	Meters	Replacement	1761	MOGCW_303rd Terrace 6" MAIN Replace	647	9	2.40%	16
	07/01/24	R17-6181.23-P-0003	Other MO Water	Services	Replacement	1761	MOGCW_303rd Terrace 6" MAIN Replace	162	3	2.92%	5
	07/01/24	R17-63H1.22-P-0004	Other MO Water	Services	Replacement	1763	Orrick Replaced Services: 315 Bissel; 311 W Elm	0	0	0.00%	0
	07/01/24	R17-0282.21-P-0023	STL County Water	Hydrants	Replacement	1702	MOSL_JENKINS_LN_8" PVC_845'_OBSL	(181)	(2)	1.85%	(3)
	07/01/24	R17-0282.21-P-0023	STL County Water	Main	Replacement	1702	MOSL_JENKINS_LN_8" PVC_845'_OBSL	(8,503)	(69)	1.39%	(118)
	07/01/24	R17-0282.21-P-0023	STL County Water	Meters	Replacement	1702	MOSL_JENKINS_LN_8" PVC_845'_OBSL	(91)	(1)	2.40%	(2)
	07/01/24	R17-0282.21-P-0023	STL County Water	Services	Replacement	1702	MOSL_JENKINS_LN_8" PVC_845'_OBSL	(45)	(1)	2.91%	(1)
	07/01/24	R17-0282.21-P-0024	STL County Water	Hydrants	Replacement	1702	MOSL_MOUNT_ROYAL_RD_8" PVC_1270'_OBSL	(131)	(1)	1.85%	(2)
	07/01/24	R17-0282.21-P-0024	STL County Water	Main	Replacement	1702	MOSL_MOUNT_ROYAL_RD_8" PVC_1270'_OBSL	(9,180)	(74)	1.39%	(128)
	07/01/24	R17-0282.21-P-0024	STL County Water	Meters	Replacement	1702	MOSL_MOUNT_ROYAL_RD_8" PVC_1270'_OBSL	(65)	(1)	2.39%	(2)
	07/01/24	R17-0282.21-P-0024	STL County Water	Services	Replacement	1702	MOSL_MOUNT_ROYAL_RD_8" PVC_1270'_OBSL	(33)	(1)	2.91%	(1)
	07/01/24	R17-0282.21-P-0025	STL County Water	Hydrants	Replacement	1702	MOSL_ST_GEMME_LN_8" PVC_1320'_OBSL	(379)	(4)	1.85%	(7)
	07/01/24	R17-0282.21-P-0025	STL County Water	Main	Replacement	1702	MOSL_ST_GEMME_LN_8" PVC_1320'_OBSL	(10,102)	(82)	1.39%	(140)
	07/01/24	R17-0282.21-P-0025	STL County Water	Meters	Replacement	1702	MOSL_ST_GEMME_LN_8" PVC_1320'_OBSL	(69)	(1)	2.41%	(2)
	07/01/24	R17-0282.21-P-0025	STL County Water	Services	Replacement	1702	MOSL_ST_GEMME_LN_8" PVC_1320'_OBSL	(34)	(1)	2.93%	(1)
	07/01/24	R17-0282.21-P-0349	STL County Water	Hydrants	Replacement	1702	MOSL_PARK_DR_8" PVC_700'_OBSL	(129)	(1)	1.86%	(2)
	07/01/24	R17-0282.21-P-0349	STL County Water	Main	Replacement	1702	MOSL_PARK_DR_8" PVC_700'_OBSL	(129)	(1)	3.99%	(2)
	07/01/24	R17-0282.21-P-0349	STL County Water	Meters	Replacement	1702	MOSL_PARK_DR_8" PVC_700'_OBSL	(37)	(1)	2.39%	(1)
	07/01/24	R17-0282.21-P-0349	STL County Water	Services	Replacement	1702	MOSL_PARK_DR_8" PVC_700'_OBSL	(3,312)	(56)	2.92%	(97)
	07/01/24	R17-0281.22-P-0033	STL County Water	Hydrants	Replacement	1702	MOSL_DULLES_CT_8" PVC_595'_OBSL	21	0	1.83%	0
	07/01/24	R17-0281.22-P-0033	STL County Water	Main	Replacement	1702	MOSL_DULLES_CT_8" PVC_595'_OBSL	989	8	1.39%	14
	07/01/24	R17-0281.22-P-0033	STL County Water	Meters	Replacement	1702	MOSL_DULLES_CT_8" PVC_595'_OBSL	21	0	2.45%	1
	07/01/24	R17-0281.22-P-0033	STL County Water	Services	Replacement	1702	MOSL_DULLES_CT_8" PVC_595'_OBSL	11	0	2.92%	0
	07/01/24	R17-0282.19-P-0481	STL County Water	Hydrants	Replacement	1702	MOSL_DU_BOURG_LN_8" PVC_1060'_OBSL	(248)	(3)	1.85%	(5)
	07/01/24	R17-0282.19-P-0481	STL County Water	Main	Replacement	1702	MOSL_DU_BOURG_LN_8" PVC_1060'_OBSL	(8,502)	(69)	1.39%	(118)
	07/01/24	R17-0282.19-P-0481	STL County Water	Meters	Replacement	1702	MOSL_DU_BOURG_LN_8" PVC_1060'_OBSL	(35)	(1)	2.38%	(1)
	07/01/24	R17-0282.19-P-0481	STL County Water	Services	Replacement	1702	MOSL_DU_BOURG_LN_8" PVC_1060'_OBSL	(25)	(1)	2.91%	(1)
	07/01/24	R17-0282.21-P-0022	STL County Water	Hydrants	Replacement	1702	MOSL_DE_CHANTAL_DR_8" PVC_1110'_OBSL	(194)	(2)	1.85%	(4)
	07/01/24	R17-0282.21-P-0022	STL County Water	Main	Replacement	1702	MOSL_DE_CHANTAL_DR_8" PVC_1110'_OBSL	(8,005)	(65)	1.39%	(111)
	07/01/24	R17-0282.21-P-0022	STL County Water	Meters	Replacement	1702	MOSL_DE_CHANTAL_DR_8" PVC_1110'_OBSL	(16)	(0)	2.35%	(0)
	07/01/24	R17-0282.21-P-0022	STL County Water	Services	Replacement	1702	MOSL_DE_CHANTAL_DR_8" PVC_1110'_OBSL	(16)	(0)	2.90%	(0)
	07/01/24	R17-0281.22-P-0119	STL County Water	Hydrants	Replacement	1702	MOSL_WILSHUSEN_AVE_8" PVC_1430'_OBSL	(2)	(0)	1.76%	(0)
	07/01/24	R17-0281.22-P-0119	STL County Water	Main	Replacement	1702	MOSL_WILSHUSEN_AVE_8" PVC_1430'_OBSL	(40)	(0)	1.40%	(1)
	07/01/24	R17-0282.21-P-0348	STL County Water	Hydrants	Replacement	1702	MOSL_GRAND_DR_8" PVC_600'_OBSL	(1,311)	(14)	1.85%	(24)
	07/01/24	R17-0282.21-P-0348	STL County Water	Main	Replacement	1702	MOSL_GRAND_DR_8" PVC_600'_OBSL	(29,814)	(242)	1.39%	(414)
	07/01/24	R17-0282.21-P-0348	STL County Water	Meters	Replacement	1702	MOSL_GRAND_DR_8" PVC_600'_OBSL	(655)	(9)	2.40%	(16)
	07/01/24	R17-0282.21-P-0348	STL County Water	Services	Replacement	1702	MOSL_GRAND_DR_8" PVC_600'_OBSL	(328)	(6)	2.92%	(10)
	07/01/24	R17-0282.19-P-0482	STL County Water	Hydrants	Replacement	1702	MOSL_CHAPEL_HILL_RD_8" PVC_1550'_OBSL	(392)	(4)	1.85%	(7)
	07/01/24	R17-0282.19-P-0482	STL County Water	Main	Replacement	1702	MOSL_CHAPEL_HILL_RD_8" PVC_1550'_OBSL	(9,576)	(78)	1.39%	(133)
	07/01/24	R17-0282.19-P-0482	STL County Water	Meters	Replacement	1702	MOSL_CHAPEL_HILL_RD_8" PVC_1550'_OBSL	(14)	(0)	2.43%	(0)
	07/01/24	R17-0282.19-P-0482	STL County Water	Services	Replacement	1702	MOSL_CHAPEL_HILL_RD_8" PVC_1550'_OBSL	(14)	(0)	2.93%	(0)
	07/01/24	R17-0282.19-P-0483	STL County Water	Hydrants	Replacement	1702	MOSL_VENARDE_DR_8" PVC_1210'_OBSL	(411)	(4)	1.85%	(8)
	07/01/24	R17-0282.19-P-0483	STL County Water	Main	Replacement	1702	MOSL_VENARDE_DR_8" PVC_1210'_OBSL	(10,061)	(82)	1.39%	(140)
	07/01/24	R17-0282.19-P-0483	STL County Water	Meters	Replacement	1702	MOSL_VENARDE_DR_8" PVC_1210'_OBSL	(75)	(1)	2.41%	(2)
	07/01/24	R17-0282.19-P-0483	STL County Water	Services	Replacement	1702	MOSL_VENARDE_DR_8" PVC_1210'_OBSL	(37)	(1)	2.92%	(1)
	07/01/24	R17-02F1.23-P-0020	STL County Water	Hydrants	Replacement	1702	HYDRANTS APRIL 24 THRU APRIL 30 2023	3,690	40	1.85%	68
	07/01/24	R17-0282.21-P-0347	STL County Water	Hydrants	Replacement	1702	MOSL_DONCASTER_DR_8" PVC_490'_OBSL	(2,221)	(24)	1.85%	(41)
	07/01/24	R17-0282.21-P-0347	STL County Water	Main	Replacement	1702	MOSL_DONCASTER_DR_8" PVC_490'_OBSL	(51,084)	(414)	1.39%	(710)
	07/01/24	R17-0282.21-P-0347	STL County Water	Meters	Replacement	1702	MOSL_DONCASTER_DR_8" PVC_490'_OBSL	(555)	(8)	2.40%	(13)
	07/01/24	R17-0282.21-P-0347	STL County Water	Services	Replacement	1702	MOSL_DONCASTER_DR_8" PVC_490'_OBSL	(555)	(9)	2.92%	(16)
	07/01/24	R17-02G1.21-P-0005	STL County Water	Services	Replacement	1702	STL-Svc_Line_CIAC_February	(7,152)	(122)	2.92%	(209)
	07/01/24	R17-0281.20-P-0015	STL County Water	Hydrants	Replacement	1702	MOSL_MASON_MANOR_DR_12" PVC_620'_OB	2	0	1.64%	0
	07/01/24	R17-0281.20-P-0015	STL County Water	Main	Replacement	1702	MOSL_MASON_MANOR_DR_12" PVC_620'_OB	51	0	1.40%	1
	07/01/24	R17-0281.20-P-0015	STL County Water	Meters	Replacement	1702	MOSL_MASON_MANOR_DR_12" PVC_620'_OB	5	0	2.43%	0
	07/01/24	R17-0281.20-P-0015	STL County Water	Services	Replacement	1702	MOSL_MASON_MANOR_DR_12" PVC_620'_OB	2	0	3.28%	0
	07/01/24	R17-02C1.23-P-0035	STL County Water	Main	Replacement	1702	MAIN/VALVE JUNE 26 THRU JULY 2 2023	2,285	19	1.38%	32
	07/01/24	R17-0282.20-P-0203	STL County Water	Main	Replacement	1702	MOSL_AIRPORT_RD_PH1_16" TRFLX_1180'_OBSL	2,297	19	1.39%	32
	07/01/24	R17-0282.20-P-0203	STL County Water	Meters	Replacement	1702	MOSL_AIRPORT_RD_PH1_16" TRFLX_1180'_OBSL	49	1	2.41%	1
	07/01/24	R17-0282.20-P-0203	STL County Water	Services	Replacement	1702	MOSL_AIRPORT_RD_PH1_16" TRFLX_1180'_OBSL	49	1	2.91%	1
	07/01/24	R17-0282.21-P-0351	STL County Water	Hydrants	Replacement	1702	MOSL_FERGUSON_AVE_8" PVC_1640'_OBSL	(594)	(6)	1.85%	(11)
	07/01/24	R17-0282.21-P-0351	STL County Water	Main	Replacement	1702	MOSL_FERGUSON_AVE_8" PVC_1640'_OBSL	(13,514)	(110)	1.39%	(188)
	07/01/24	R17-0282.21-P-0351	STL County Water	Meters	Replacement	1702	MOSL_FERGUSON_AVE_8" PVC_1640'_OBSL	(297)	(4)	2.40%	(7)
	07/01/24	R17-0282.21-P-0351	STL County Water	Services	Replacement	1702	MOSL_FERGUSON_AVE_8" PVC_1640'_OBSL	(149)	(3)	2.92%	(4)
	07/01/24	R17-0282.20-P-0209	STL County Water	Hydrants	Replacement	1702	MOSL_AIRPORT_RD_PH7_16" TRFLX_800'_OBSL	73	1	1.84%	1
	07/01/24	R17-0282.20-P-0209	STL County Water	Main	Replacement	1702	MOSL_AIRPORT_RD_PH7_16" TRFLX_800'_OBSL	2,101	17	1.39%	29
	07/01/24	R17-0282.20-P-0209	STL County Water	Meters	Replacement	1702	MOSL_AIRPORT_RD_PH7_16" TRFLX_800'_OBSL	98	1	2.37%	2
	07/01/24	R17-0282.20-P-0209	STL County Water	Services	Replacement	1702	MOSL_AIRPORT_RD_PH7_16" TRFLX_800'_OBSL	122	2	2.92%	4
	07/01/24	R17-0282.20-P-0204	STL County Water	Main	Replacement	1702	MOSL_AIRPORT_RD_PH2_16" TRFLX_1340'_OBSL	0	0	0.00%	0
	07/01/24	R17-0282.20-P-0204	STL County Water	Meters	Replacement	1702	MOSL_AIRPORT_RD_PH2_16" TRFLX_1340'_OBSL	0	0	0.00%	0
	07/01/24	R17-0282.20-P-0204	STL County Water	Services	Replacement	1702	MOSL_AIRPORT_RD_PH2_16" TRFLX_1340'_OBSL	0	0	0.00%	0
	07/01/24	R17-02C1.18-P-1076	STL County Water	Main	Replacement	1702	Pipe and Fittings- PVC 6"	0	0	0.00%	0
	07/01/24	R17-0282.20-P-0208	STL County Water	Hydrants	Replacement	1702	MOSL_AIRPORT_RD_PH6_16" TRFLX_1315'_OBSL	0	0	0.00%	0
	07/01/24	R17-0282.20-P-0208	STL County Water	Main	Replacement	1702	MOSL_AIRPORT_RD_PH6_16" TRFLX_1315'_OBSL	0	0	0.00%	0
	07/01/24	R17-0282.20-P-0208	STL County Water	Meters	Replacement	1702	MOSL_AIRPORT_RD_PH6_16" TRFLX_1315'_OBSL	0	0	0.00%	0
	07/01/24	R17-0282.20-P-0208	STL County Water	Services	Replacement	1702	MOSL_AIRPORT_RD_PH6_16" TRFLX_1315'_OBSL	0	0	0.00%	0
	07/01/24	R17-0282.23-P-0008	STL County Water	Hydrants</							

Missouri American Water Company
 WSIRA 6 (May 2024 to July 2024) Eligible Projects
 Replacements / Relocations

In Service	Date	Work Order	Tariff Group	Asset Type	Account	Profit Center	Work Order Description	Investment	Accum Dep	Depr Rate	Dep Exp
	07/01/24	R17-02B2.23-P-0006	STL County Water	Hydrants	Replacement	1702	MOSL_CRAIG_RD_PH5_12" DI_1620" OBSL	(752)	(8)	1.85%	(14)
	07/01/24	R17-02B2.23-P-0006	STL County Water	Main	Replacement	1702	MOSL_CRAIG_RD_PH5_12" DI_1620" OBSL	(23,813)	(193)	1.39%	(331)
	07/01/24	R17-02B2.23-P-0007	STL County Water	Hydrants	Replacement	1702	MOSL_CRAIG_RD_PH6_12" DI_1710" OBSL	(396)	(4)	1.85%	(7)
	07/01/24	R17-02B2.23-P-0007	STL County Water	Main	Replacement	1702	MOSL_CRAIG_RD_PH6_12" DI_1710" OBSL	(12,531)	(102)	1.39%	(174)
	07/01/24	R17-02B2.20-P-0205	STL County Water	Hydrants	Replacement	1702	MOSL_AIRPORT_RD_PH3_16" TRFLX_1650" OBSL	0	0	0.00%	0
	07/01/24	R17-02B2.20-P-0205	STL County Water	Main	Replacement	1702	MOSL_AIRPORT_RD_PH3_16" TRFLX_1650" OBSL	0	0	0.00%	0
	07/01/24	R17-02B2.23-P-0005	STL County Water	Main	Replacement	1702	MOSL_CRAIG_RD_PH4_12" DI_1360" OBSL	(13,441)	(109)	1.39%	(187)
	07/01/24	R17-02B2.22-P-0327	STL County Water	Main	Replacement	1702	MOSL_OAKWOOD_AVE_8" PVC_470" OBSL	310	3	1.39%	4
	07/01/24	R17-02B2.22-P-0328	STL County Water	Main	Replacement	1702	MOSL_BEACHWOOD_AVE_8" PVC_790" OBSL	901	7	1.39%	13
	07/01/24	R17-02B2.21-P-0352	STL County Water	Main	Replacement	1702	MOSL_N_MARKET_ST_8" PVC_255" OBSL	0	0	0.00%	0
	07/01/24	R17-02B2.21-P-0352	STL County Water	Meters	Replacement	1702	MOSL_N_MARKET_ST_8" PVC_255" OBSL	0	0	0.00%	0
	07/01/24	R17-02B2.21-P-0352	STL County Water	Services	Replacement	1702	MOSL_N_MARKET_ST_8" PVC_255" OBSL	0	0	0.00%	0
	07/01/24	R17-02C1.23-P-0045	STL County Water	Main	Replacement	1702	MAIN/VALVE AUG 28 THRU SEPT 3 2023	45	1	0.38%	0
	07/01/24	R17-02B1.22-P-0146	STL County Water	Hydrants	Replacement	1702	MOSL_New_Florissant_PH4-1150_24"DI-OBSL	(7)	(0)	1.78%	(0)
	07/01/24	R17-02B1.22-P-0146	STL County Water	Main	Replacement	1702	MOSL_New_Florissant_PH4-1150_24"DI-OBSL	(259)	(2)	1.39%	(4)
	07/01/24	R17-02B1.22-P-0146	STL County Water	Meters	Replacement	1702	MOSL_New_Florissant_PH4-1150_24"DI-OBSL	(13)	(0)	2.37%	(0)
	07/01/24	R17-02B1.22-P-0146	STL County Water	Services	Replacement	1702	MOSL_New_Florissant_PH4-1150_24"DI-OBSL	(63)	(1)	2.93%	(2)
	07/01/24	R17-02B2.21-P-0410	STL County Water	Hydrants	Replacement	1702	MOSL_MATHILDA_AVE_PH2_8" PVC_1450" OBSL	68	1	1.87%	1
	07/01/24	R17-02B2.21-P-0410	STL County Water	Main	Replacement	1702	MOSL_MATHILDA_AVE_PH2_8" PVC_1450" OBSL	3,098	25	1.39%	43
	07/01/24	R17-02B2.23-P-0004	STL County Water	Hydrants	Replacement	1702	MOSL_CRAIG_RD_PH3_12" DI_1770" OBSL	(446)	(5)	1.85%	(8)
	07/01/24	R17-02B2.23-P-0004	STL County Water	Main	Replacement	1702	MOSL_CRAIG_RD_PH3_12" DI_1770" OBSL	(14,138)	(115)	1.39%	(197)
	07/01/24	R17-02B2.22-P-0316	STL County Water	Main	Replacement	1702	MOSL_CRETE_DR_PH2_8" PVC_610" OBSL	0	0	0.00%	0
	07/01/24	R17-02B2.22-P-0316	STL County Water	Meters	Replacement	1702	MOSL_CRETE_DR_PH2_8" PVC_610" OBSL	0	0	0.00%	0
	07/01/24	R17-02B2.22-P-0316	STL County Water	Services	Replacement	1702	MOSL_CRETE_DR_PH2_8" PVC_610" OBSL	0	0	0.00%	0
	07/01/24	R17-02B2.22-P-0030	STL County Water	Hydrants	Replacement	1702	MOSL_BOSWORTH_DR_8" PVC_1620" OBSL	0	0	0.00%	0
	07/01/24	R17-02B2.22-P-0030	STL County Water	Main	Replacement	1702	MOSL_BOSWORTH_DR_8" PVC_1620" OBSL	0	0	0.00%	0
	07/01/24	R17-02B2.22-P-0030	STL County Water	Meters	Replacement	1702	MOSL_BOSWORTH_DR_8" PVC_1620" OBSL	0	0	0.00%	0
	07/01/24	R17-02B2.22-P-0030	STL County Water	Services	Replacement	1702	MOSL_BOSWORTH_DR_8" PVC_1620" OBSL	0	0	0.00%	0
	07/01/24	R17-02F2.23-P-0010	STL County Water	Hydrants	Replacement	1702	MOSL_Olive St Rd_FH_HCF-2016_RELO	0	(0)	0.00%	(0)
	07/01/24	R17-08B1.22-P-0005	Other MO Water	Hydrants	Replacement	1708	MOBR_REPL_Broadway_2900LF_PVC	(0)	0	0.00%	0
	07/01/24	R17-08B1.22-P-0005	Other MO Water	Main	Replacement	1708	MOBR_REPL_Broadway_2900LF_PVC	(0)	0	0.00%	0
	07/01/24	R17-08B1.22-P-0005	Other MO Water	Services	Replacement	1708	MOBR_REPL_Broadway_2900LF_PVC	0	(0)	(50.00%)	(0)
	07/01/24	R17-02B2.21-P-0411	STL County Water	Hydrants	Replacement	1702	MOSL_VINE_AVE_8" PVC_820" OBSL	0	0	0.00%	0
	07/01/24	R17-02B2.21-P-0411	STL County Water	Main	Replacement	1702	MOSL_VINE_AVE_8" PVC_820" OBSL	0	0	0.00%	0
	07/01/24	R17-02C1.23-P-0054	STL County Water	Main	Replacement	1702	MAIN/VALVE OCT 9 THRU OCT 15 2023	0	0	0.00%	0
	07/01/24	R17-02B2.21-P-0366	STL County Water	Hydrants	Replacement	1702	MOSL_HALLS_FERRY_RD_P2_8" PVC_2200" OBSL	2,104	23	1.85%	39
	07/01/24	R17-02B2.21-P-0366	STL County Water	Main	Replacement	1702	MOSL_HALLS_FERRY_RD_P2_8" PVC_2200" OBSL	17,364	141	1.39%	241
	07/01/24	R17-02B2.21-P-0366	STL County Water	Meters	Replacement	1702	MOSL_HALLS_FERRY_RD_P2_8" PVC_2200" OBSL	32	0	2.41%	1
	07/01/24	R17-02B2.21-P-0366	STL County Water	Services	Replacement	1702	MOSL_HALLS_FERRY_RD_P2_8" PVC_2200" OBSL	324	6	2.92%	9
	07/01/24	R17-02B2.21-P-0338	STL County Water	Main	Replacement	1702	MOSL_DONALD_ST_8" PVC_970" OBSL	2,045	17	1.39%	28
	07/01/24	R17-02C1.23-P-0052	STL County Water	Main	Replacement	1702	MAIN/VALVE SEPT 25 THRU OCT 1 2023	3,989	32	1.39%	56
	07/01/24	R17-02B2.21-P-0337	STL County Water	Hydrants	Replacement	1702	MOSL_MINOMA_LN_8" PVC_310" OBSL	34	0	1.85%	1
	07/01/24	R17-02B2.21-P-0337	STL County Water	Main	Replacement	1702	MOSL_MINOMA_LN_8" PVC_310" OBSL	592	5	1.39%	8
	07/01/24	R17-02B2.21-P-0425	STL County Water	Main	Replacement	1702	MOSL_WOODHILL_DR_8" PVC_620" OBSL	(5,292)	(43)	1.39%	(74)
	07/01/24	R17-02B1.22-P-0120	STL County Water	Hydrants	Replacement	1702	MOSL_GARDEN_AVE_8" PVC_500" OBSL	0	0	0.00%	0
	07/01/24	R17-02B1.22-P-0120	STL County Water	Main	Replacement	1702	MOSL_GARDEN_AVE_8" PVC_500" OBSL	0	0	0.00%	0
	07/01/24	R17-02B1.22-P-0112	STL County Water	Main	Replacement	1702	MOSL_MAPLE_AVE_16" PVC_420" OBSL	0	0	0.00%	0
	07/01/24	R17-02B2.21-P-0409	STL County Water	Hydrants	Replacement	1702	MOSL_MATHILDA_AVE_PH1_8" PVC_1450" OBSL	1,224	13	1.85%	23
	07/01/24	R17-02B2.21-P-0409	STL County Water	Main	Replacement	1702	MOSL_MATHILDA_AVE_PH1_8" PVC_1450" OBSL	28,176	228	1.39%	392
	07/01/24	R17-08B1.23-P-0004	Other MO Water	Hydrants	Replacement	1708	MOBR REPL Broadway & Orange	(508)	(5)	1.85%	(9)
	07/01/24	R17-08B1.23-P-0004	Other MO Water	Main	Replacement	1708	MOBR REPL Broadway & Orange	508	4	1.39%	7
	07/01/24	R17-02B2.21-P-0336	STL County Water	Hydrants	Replacement	1702	MOSL_AMMANN_LN_8" PVC_510" OBSL	57	1	1.86%	1
	07/01/24	R17-02B2.21-P-0336	STL County Water	Main	Replacement	1702	MOSL_AMMANN_LN_8" PVC_510" OBSL	986	8	1.39%	14
	07/01/24	R17-02B2.21-P-0340	STL County Water	Hydrants	Replacement	1702	MOSL_CHARLIEDOLEY/MAT 8" PVC_1420" OBSL	143	2	1.85%	3
	07/01/24	R17-02B2.21-P-0340	STL County Water	Main	Replacement	1702	MOSL_CHARLIEDOLEY/MAT 8" PVC_1420" OBSL	2,612	21	1.39%	36
	07/01/24	R17-02B2.21-P-0350	STL County Water	Hydrants	Replacement	1702	MOSL_SATERNO_ST_8" PVC_1570" OBSL	(224)	(2)	1.85%	(4)
	07/01/24	R17-02B2.21-P-0350	STL County Water	Main	Replacement	1702	MOSL_SATERNO_ST_8" PVC_1570" OBSL	(6,863)	(56)	1.39%	(95)
	07/01/24	R17-02B2.21-P-0350	STL County Water	Meters	Replacement	1702	MOSL_SATERNO_ST_8" PVC_1570" OBSL	(149)	(2)	2.40%	(4)
	07/01/24	R17-02B2.21-P-0350	STL County Water	Services	Replacement	1702	MOSL_SATERNO_ST_8" PVC_1570" OBSL	(75)	(1)	2.92%	(2)
	07/01/24	R17-01L1.23-P-0001	STL County Water	SCADA	Replacement	1702	SL SCADA Workstation REPL	(2,125)	(71)	5.76%	(122)
	07/01/24	R17-02B2.23-P-0003	STL County Water	Hydrants	Replacement	1702	MOSL_CRAIG_RD_PH2_12" DI_1440" OBSL	(886)	(10)	1.85%	(16)
	07/01/24	R17-02B2.23-P-0003	STL County Water	Main	Replacement	1702	MOSL_CRAIG_RD_PH2_12" DI_1440" OBSL	(28,064)	(228)	1.39%	(390)
	07/01/24	R17-02B2.23-P-0002	STL County Water	Hydrants	Replacement	1702	MOSL_CRAIG_RD_PH1_12" DI_1685" OBSL	15	0	1.82%	0
	07/01/24	R17-02B2.23-P-0002	STL County Water	Main	Replacement	1702	MOSL_CRAIG_RD_PH1_12" DI_1685" OBSL	488	4	1.39%	7
	07/01/24	R17-02B2.21-P-0414	STL County Water	Hydrants	Replacement	1702	MOSL_PILOT_CT_8" PVC_340" OBSL	170	2	1.85%	3
	07/01/24	R17-02B2.21-P-0414	STL County Water	Main	Replacement	1702	MOSL_PILOT_CT_8" PVC_340" OBSL	1,537	12	1.39%	21
	07/01/24	R17-01L1.23-P-0002	STL County Water	SCADA	Replacement	1702	SL SCADA Server REPL	11,172	375	5.76%	643
	07/01/24	R17-02B1.22-P-0121	STL County Water	Hydrants	Replacement	1702	MOSL_SANDAUV_AVE_8" PVC_535" OBSL	0	0	0.00%	0
	07/01/24	R17-02B1.22-P-0121	STL County Water	Main	Replacement	1702	MOSL_SANDAUV_AVE_8" PVC_535" OBSL	0	0	0.00%	0
	07/01/24	R17-02B2.21-P-0365	STL County Water	Hydrants	Replacement	1702	MOSL_HALLS_FERRY_RD_P1_8" PVC_1800" OBSL	4,993	48	1.85%	83
	07/01/24	R17-02B2.21-P-0365	STL County Water	Main	Replacement	1702	MOSL_HALLS_FERRY_RD_P1_8" PVC_1800" OBSL	24,416	198	1.39%	339
	07/01/24	R17-02B2.21-P-0365	STL County Water	Meters	Replacement	1702	MOSL_HALLS_FERRY_RD_P1_8" PVC_1800" OBSL	513	7	2.40%	12
	07/01/24	R17-02B2.21-P-0365	STL County Water	Services	Replacement	1702	MOSL_HALLS_FERRY_RD_P1_8" PVC_1800" OBSL	2,008	34	2.92%	59
	07/01/24	R17-02B2.21-P-0424	STL County Water	Hydrants	Replacement	1702	MOSL_FAIRWICK_DR_8" PVC_600" OBSL	(1,147)	(12)	1.85%	(21)
	07/01/24	R17-02B2.21-P-0424	STL County Water	Main	Replacement	1702	MOSL_FAIRWICK_DR_8" PVC_600" OBSL	(6,880)	(56)	1.39%	(96)
	07/01/24	R17-02B2.21-P-0339	STL County Water	Hydrants	Replacement	1702	MOSL_OAKRIDGE_AVE_8" PVC_930" OBSL	102	1	1.85%	2
	07/01/24	R17-02B2.21-P-0339	STL County Water	Main	Replacement	1702	MOSL_OAKRIDGE_AVE_8" PVC_930" OBSL	1,860	15	1.39%	26
	07/01/24	R17-02B2.21-P-0422	STL County Water	Hydrants	Replacement	1702	MOSL_IVYGATE_DR_8" PVC_2000" OBSL	(2,626)	(28)	1.85%	(49)
	07/01/24	R17-02B2.21-P-0422	STL County Water	Main	Replacement	1702	MOSL_IVYGATE_DR_8" PVC_2000" OBSL	(17,168)	(139)	1.39%	(239)
	07/01/24	R17-04B1.22-P-0004	Other MO Water	Hydrants	Replacement	1704	MOPV_REPL_Houston_Lake_2022	80,937	873	1.85%	1,497
	07/01/24	R17-04B1.22-P-0004	Other MO Water	Main	Replacement	1704	MOPV_REPL_Houston_Lake_2022	(80,937)	(656)	1.39%	(1,125)
	07/01/24	R17-04B1.22-P-0004	Other MO Water	Services	Replacement	1704	MOPV_REPL_Houston_Lake_2022	0	0	0.00%	0
	07/01/24	R17-02B1.22-P-0111	STL County Water	Main	Replacement	1702	MOSL_LOOKOUT_AVE_12" PVC_450" OBSL	43,651	354	1.39%	607
	07/01/24	R17-02B1.22-P-0113	STL County Water	Main	Replacement	1702	MOSL_MERAMEC_STATION_6" PVC_150" OBSL	(2,989)	(24)	1.39%	(42)
	07/01/24	R17-02B2.21-P-0413	STL County Water	Main	Replacement	1702	MOSL_LANGLEY_AVE_8" PVC_670" OBSL	0	0	0.00%	0
	07/01/24	R17-03B1.23-P-0004	Other MO Water	Hydrants	Replacement	1703	MOSI_REPL_Penn	46,494	502	1.85%	860
	07/01/24	R17-03B1.23-P-0004	Other MO Water								

Missouri American Water Company
 WSIRA 6 (May 2024 to July 2024) Eligible Projects
 Replacements / Relocations

In Service Date	Work Order	Tariff Group	Asset Type	Account	Profit Center	Work Order Description	Investment	Accum Dep	Dep Rate	Dep Exp
07/01/24	R17-0282.20-P-0177	STL County Water	Meters	Replacement	1702	MOSL_SUNDOWN_DR_8" PVC_910" OBSL	(262)	(4)	2.40%	(6)
07/01/24	R17-0282.20-P-0177	STL County Water	Services	Replacement	1702	MOSL_SUNDOWN_DR_8" PVC_910" OBSL	(393)	(7)	2.92%	(11)
07/01/24	R17-0282.21-P-0113	STL County Water	Hydrants	Replacement	1702	MOSL_TRENTON_AVE_8" PVC_690" OBSL	69	1	1.87%	1
07/01/24	R17-0282.21-P-0113	STL County Water	Main	Replacement	1702	MOSL_TRENTON_AVE_8" PVC_690" OBSL	2,105	17	1.39%	29
07/01/24	R17-0282.21-P-0113	STL County Water	Meters	Replacement	1702	MOSL_TRENTON_AVE_8" PVC_690" OBSL	46	1	2.40%	1
07/01/24	R17-0282.21-P-0113	STL County Water	Services	Replacement	1702	MOSL_TRENTON_AVE_8" PVC_690" OBSL	23	0	2.93%	1
07/01/24	R17-0282.23-P-0078	STL County Water	Hydrants	Replacement	1702	MOSL_MOORLANDS_DR_8" PVC_1950" OBSL	(26)	(0)	1.87%	(7)
07/01/24	R17-0282.23-P-0078	STL County Water	Main	Replacement	1702	MOSL_MOORLANDS_DR_8" PVC_1950" OBSL	(488)	(4)	1.39%	(7)
07/01/24	R17-02C1.23-P-0059	STL County Water	Main	Replacement	1702	MAIN/VALVE NOV 13 THRU NOV 19 2023	21,897	178	1.39%	304
07/01/24	R17-11F2.23-P-0002	Other MO Water	Hydrants	Replacement	1711	April CIAC Hydrant	(15)	(0)	1.86%	(0)
07/01/24	R17-02F2.22-P-0008	STL County Water	Hydrants	Replacement	1702	MOSL_S_Mason_Rd_FH-HTC-448-HTC-483-RELO	0	(0)	0.00%	0
07/01/24	R17-63F1.23-P-0002	Other MO Water	Hydrants	Replacement	1763	MOOR_Rplc Fire Hydrant 2 Hwy	0	0	0.00%	0
07/01/24	R17-10B1.23-P-0019	Other MO Water	Main	Replacement	1710	MOMX_Pollock_Road_2" Vlv_Replic	0	0	0.00%	0
07/01/24	R17-02C1.23-P-0061	STL County Water	Main	Replacement	1702	MAIN/VALVE NOV 27 THRU DEC 3 2023	438	4	1.48%	7
07/01/24	R17-02F1.23-P-0061	STL County Water	Hydrants	Replacement	1702	HYDRANTS MAR 27 THRU APRIL 2 2023	(48)	(1)	1.83%	(1)
07/01/24	R17-0282.20-P-0200	STL County Water	Hydrants	Replacement	1702	MOSL_CRYSTAL_INDUSTRIAL_12_PVC_1750_OBSL	(1,589)	(17)	1.85%	(29)
07/01/24	R17-0282.20-P-0200	STL County Water	Main	Replacement	1702	MOSL_CRYSTAL_INDUSTRIAL_12_PVC_1750_OBSL	(47,670)	(387)	1.39%	(663)
07/01/24	R17-0282.20-P-0200	STL County Water	Meters	Replacement	1702	MOSL_CRYSTAL_INDUSTRIAL_12_PVC_1750_OBSL	(1,059)	(15)	2.40%	(25)
07/01/24	R17-0282.20-P-0200	STL County Water	Services	Replacement	1702	MOSL_CRYSTAL_INDUSTRIAL_12_PVC_1750_OBSL	(1,589)	(27)	2.92%	(46)
07/01/24	R17-0282.23-P-0009	STL County Water	Hydrants	Replacement	1702	MOSL_NEW_FLORISSANT_P1_12" DI_1055" OBSL	289	3	1.85%	5
07/01/24	R17-0282.23-P-0009	STL County Water	Main	Replacement	1702	MOSL_NEW_FLORISSANT_P1_12" DI_1055" OBSL	13,006	105	1.39%	181
07/01/24	R17-0282.23-P-0009	STL County Water	Meters	Replacement	1702	MOSL_NEW_FLORISSANT_P1_12" DI_1055" OBSL	1,009	14	2.40%	24
07/01/24	R17-0282.23-P-0009	STL County Water	Services	Replacement	1702	MOSL_NEW_FLORISSANT_P1_12" DI_1055" OBSL	3,028	52	2.92%	88
07/01/24	R17-0282.22-P-0315	STL County Water	Hydrants	Replacement	1702	MOSL_NEWBOLD_DR_8" PVC_1235" OBSL	0	0	0.00%	0
07/01/24	R17-0282.22-P-0315	STL County Water	Main	Replacement	1702	MOSL_NEWBOLD_DR_8" PVC_1235" OBSL	0	0	0.00%	0
07/01/24	R17-0282.22-P-0315	STL County Water	Meters	Replacement	1702	MOSL_NEWBOLD_DR_8" PVC_1235" OBSL	0	0	0.00%	0
07/01/24	R17-0282.22-P-0315	STL County Water	Services	Replacement	1702	MOSL_NEWBOLD_DR_8" PVC_1235" OBSL	0	0	0.00%	0
07/01/24	R17-0282.21-P-0423	STL County Water	Hydrants	Replacement	1702	MOSL_HOLLYSHIRE_DR_8" PVC_950" OBSL	(1,224)	(13)	1.85%	(23)
07/01/24	R17-0282.21-P-0423	STL County Water	Main	Replacement	1702	MOSL_HOLLYSHIRE_DR_8" PVC_950" OBSL	(5,832)	(47)	1.39%	(81)
07/01/24	R17-0282.20-P-0187	STL County Water	Hydrants	Replacement	1702	MOSL_FAIRY_BELL_DR_8" PVC_650" OBSL	57	1	1.85%	1
07/01/24	R17-0282.20-P-0187	STL County Water	Main	Replacement	1702	MOSL_FAIRY_BELL_DR_8" PVC_650" OBSL	1,186	10	1.39%	16
07/01/24	R17-0282.19-P-0300	STL County Water	Hydrants	Replacement	1702	MOSL_College_Ave_8"PVC_OBSL	34	0	1.86%	1
07/01/24	R17-0282.19-P-0300	STL County Water	Main	Replacement	1702	MOSL_College_Ave_8"PVC_OBSL	3,069	25	1.39%	43
07/01/24	R17-0282.22-P-0321	STL County Water	Hydrants	Replacement	1702	MOSL_WYNCLIFF_LN_8" PVC_355" OBSL	34	0	1.86%	1
07/01/24	R17-0282.22-P-0321	STL County Water	Main	Replacement	1702	MOSL_WYNCLIFF_LN_8" PVC_355" OBSL	103	1	1.39%	1
07/01/24	R17-0282.22-P-0321	STL County Water	Meters	Replacement	1702	MOSL_WYNCLIFF_LN_8" PVC_355" OBSL	1	0	2.72%	0
07/01/24	R17-0282.22-P-0321	STL County Water	Services	Replacement	1702	MOSL_WYNCLIFF_LN_8" PVC_355" OBSL	6	0	2.89%	0
07/01/24	R17-0282.22-P-0323	STL County Water	Hydrants	Replacement	1702	MOSL_BRIAR RIDGE LN_8" PVC_1150" OBSL	17	0	1.88%	0
07/01/24	R17-0282.22-P-0323	STL County Water	Main	Replacement	1702	MOSL_BRIAR RIDGE LN_8" PVC_1150" OBSL	388	3	1.39%	5
07/01/24	R17-0282.20-P-0185	STL County Water	Hydrants	Replacement	1702	MOSL_BERKAY_AVE_8" PVC_1350" OBSL	46	1	1.84%	1
07/01/24	R17-0282.20-P-0185	STL County Water	Main	Replacement	1702	MOSL_BERKAY_AVE_8" PVC_1350" OBSL	2,007	16	1.39%	28
07/01/24	R17-0282.23-P-0077	STL County Water	Hydrants	Replacement	1702	MOSL_ARTHUR_AVE_8" PVC_900" OBSL	(117)	(1)	1.85%	(2)
07/01/24	R17-0282.23-P-0077	STL County Water	Main	Replacement	1702	MOSL_ARTHUR_AVE_8" PVC_900" OBSL	(2,173)	(18)	1.39%	(30)
07/01/24	R17-0282.23-P-0080	STL County Water	Main	Replacement	1702	MOSL_BROOKLINE_TERRACE_8" PVC_870" OBSL	(11,830)	(96)	1.39%	(164)
07/01/24	R17-0282.23-P-0075	STL County Water	Main	Replacement	1702	MOSL_PAGE_AVE_PH3_1000" 12" PVC_OBSL	1,444	12	1.39%	20
07/01/24	R17-0282.22-P-0318	STL County Water	Hydrants	Replacement	1702	MOSL_DOMINION_DR_8" PVC_545" OBSL	8	0	1.89%	0
07/01/24	R17-0282.22-P-0318	STL County Water	Main	Replacement	1702	MOSL_DOMINION_DR_8" PVC_545" OBSL	199	2	1.39%	3
07/01/24	R17-0282.22-P-0317	STL County Water	Hydrants	Replacement	1702	MOSL_WOODGATE_DR_8" PVC_1160" OBSL	2	0	1.84%	0
07/01/24	R17-0282.22-P-0317	STL County Water	Main	Replacement	1702	MOSL_WOODGATE_DR_8" PVC_1160" OBSL	10	0	1.46%	0
07/01/24	R17-0282.22-P-0317	STL County Water	Meters	Replacement	1702	MOSL_WOODGATE_DR_8" PVC_1160" OBSL	0	0	0.00%	0
07/01/24	R17-0282.22-P-0317	STL County Water	Services	Replacement	1702	MOSL_WOODGATE_DR_8" PVC_1160" OBSL	1	0	3.28%	0
07/01/24	R17-02C1.23-P-0066	STL County Water	Main	Replacement	1702	MAIN/VALVE DEC 4 THRU DEC 10 2023	(53)	(0)	1.23%	(1)
07/01/24	R17-01L1.23-P-0006	STL County Water	SCADA	Replacement	1702	SL SP Influent PLC G REPL	(330)	(11)	5.76%	(19)
07/01/24	R17-11B1.22-P-0014	Other MO Water	Hydrants	Replacement	1711	MOJP_South_Mississippi_Ave	(3)	(0)	1.58%	(0)
07/01/24	R17-11B1.22-P-0014	Other MO Water	Main	Replacement	1711	MOJP_South_Mississippi_Ave	(36)	(0)	1.38%	(0)
07/01/24	R17-11B1.22-P-0014	Other MO Water	Services	Replacement	1711	MOJP_South_Mississippi_Ave	(8)	(0)	2.87%	(0)
07/01/24	R17-03B1.23-P-0002	Other MO Water	Hydrants	Replacement	1703	MOSI_REPL_Holman	73,936	798	1.85%	1,368
07/01/24	R17-03B1.23-P-0002	Other MO Water	Main	Replacement	1703	MOSI_REPL_Holman	(176,626)	(1,432)	1.39%	(2,455)
07/01/24	R17-03B1.23-P-0002	Other MO Water	Services	Replacement	1703	MOSI_REPL_Holman	102,689	1,749	2.92%	2,999
07/01/24	R17-0282.22-P-0322	STL County Water	Hydrants	Replacement	1702	MOSL_FOREST_AIRE_DR_8" PVC_565" OBSL	2	0	1.83%	0
07/01/24	R17-0282.22-P-0322	STL County Water	Main	Replacement	1702	MOSL_FOREST_AIRE_DR_8" PVC_565" OBSL	206	2	1.39%	3
07/01/24	R17-0282.22-P-0322	STL County Water	Meters	Replacement	1702	MOSL_FOREST_AIRE_DR_8" PVC_565" OBSL	3	0	2.21%	0
07/01/24	R17-0282.22-P-0322	STL County Water	Services	Replacement	1702	MOSL_FOREST_AIRE_DR_8" PVC_565" OBSL	2	0	2.75%	0
07/01/24	R17-0282.23-P-0018	STL County Water	Hydrants	Replacement	1702	MOSL_NEW_FLORISSANT_P10_12" DI_410" OBSL	491	5	1.85%	9
07/01/24	R17-0282.23-P-0018	STL County Water	Main	Replacement	1702	MOSL_NEW_FLORISSANT_P10_12" DI_410" OBSL	7,201	58	1.39%	100
07/01/24	R17-0282.23-P-0018	STL County Water	Meters	Replacement	1702	MOSL_NEW_FLORISSANT_P10_12" DI_410" OBSL	152	2	2.40%	4
07/01/24	R17-0282.23-P-0018	STL County Water	Services	Replacement	1702	MOSL_NEW_FLORISSANT_P10_12" DI_410" OBSL	455	8	2.92%	13
07/01/24	R17-0282.23-P-0017	STL County Water	Hydrants	Replacement	1702	MOSL_NEW_FLORISSANT_P9_12" DI_925" OBSL	141	2	1.84%	3
07/01/24	R17-0282.23-P-0017	STL County Water	Main	Replacement	1702	MOSL_NEW_FLORISSANT_P9_12" DI_925" OBSL	2,055	17	1.39%	29
07/01/24	R17-0282.23-P-0017	STL County Water	Meters	Replacement	1702	MOSL_NEW_FLORISSANT_P9_12" DI_925" OBSL	117	2	2.40%	3
07/01/24	R17-0282.23-P-0017	STL County Water	Services	Replacement	1702	MOSL_NEW_FLORISSANT_P9_12" DI_925" OBSL	352	6	2.92%	10
07/01/24	R17-0282.20-P-0186	STL County Water	Main	Replacement	1702	MOSL_LOLEATE_DR_8" PVC_370" OBSL	796	6	1.39%	11
07/01/24	R17-0282.22-P-0319	STL County Water	Main	Replacement	1702	MOSL_TWIN_FAWNS_DR_PH1_8" PVC_910" OBSL	11	0	1.41%	0
07/01/24	R17-0282.22-P-0319	STL County Water	Meters	Replacement	1702	MOSL_TWIN_FAWNS_DR_PH1_8" PVC_910" OBSL	0	0	0.00%	0
07/01/24	R17-0282.22-P-0319	STL County Water	Services	Replacement	1702	MOSL_TWIN_FAWNS_DR_PH1_8" PVC_910" OBSL	0	0	4.35%	0
07/01/24	R17-0282.22-P-0320	STL County Water	Hydrants	Replacement	1702	MOSL_TWIN_FAWNS_DR_PH2_8" PVC_1610" OBSL	0	0	3.13%	0
07/01/24	R17-0282.22-P-0320	STL County Water	Main	Replacement	1702	MOSL_TWIN_FAWNS_DR_PH2_8" PVC_1610" OBSL	19	0	1.39%	0
07/01/24	R17-0282.22-P-0320	STL County Water	Meters	Replacement	1702	MOSL_TWIN_FAWNS_DR_PH2_8" PVC_1610" OBSL	0	0	4.76%	0
07/01/24	R17-0282.22-P-0320	STL County Water	Services	Replacement	1702	MOSL_TWIN_FAWNS_DR_PH2_8" PVC_1610" OBSL	1	0	2.67%	0
07/01/24	R17-02Q1.23-P-0148	STL County Water	Treatment	Replacement	1702	Instrumentation - Analytical Water Monitoring Instrum	0	0	0.00%	0
07/01/24	R17-01L1.23-P-0007	STL County Water	SCADA	Replacement	1702	SL SP 4160v Subst Power Meters REPL	3,000	101	5.76%	173
07/01/24	R17-02Q1.23-P-0166	STL County Water	Pumping	Replacement	1702	CCP: REPL INT 3 MOTOR	0	0	0.00%	0
07/01/24	R17-02C1.23-P-0067	STL County Water	Main	Replacement	1702	MAIN/VALVE DEC 11 THRU DEC 17 2023	1,396	12	1.40%	19
07/01/24	R17-55C1.24-P-0001	Other MO Water	Main	Replacement	1755	MOBM-Mains-Unscheduled	16,210	131	1.39%	225
07/01/24	R17-24C1.24-P-0001	Other MO Water	Main	Replacement	1724	MOMW-Mains-Unscheduled	726	6	1.39%	10
07/01/24	R17-0282.20-P-0180	STL County Water	Hydrants	Replacement	1702	MOSL_PARK_LANE_CT_8" PVC_100" OBSL	(19)	(0)	1.80%	(0)
07/01/24	R17-0282.20-P-0180	STL County Water	Main	Replacement	1702	MOSL_PARK_LANE_CT_8" PVC_100" OBSL	(338)	(3)	1.39%	(5)
07/01/24	R17-0282.20-P-0202	STL County Water	Hydrants	Replacement	1702	MOSL_MID_COUNTY_INDUSTRIAL_12_PVC_1750_OBSL	(6,160)	(66)	1.85%	(114)
07/01/24	R17-0282.20-P-0202	STL County Water	Main	Replacement	1702	MOSL_MID_COUNTY_INDUSTRIAL_12_PVC_1750_OBSL	(82,720)	(671)	1.39%	(1,150)
07/01/24	R17-03C1.24-P-0001	Other MO Water	Main	Replacement	1703	MOSI_Mains - Unscheduled Blanket	384,483	3,117	1.39%	5,344
07/01/24	R17-02C1.23-P-0069	STL County Water	Main	Replacement	1702	MAIN/VALVE DEC 25 THRU DEC 31 2023	4,353	35	1.39%	61
07/01/24	R17-09C1.24-P-0001	Other MO Water	Main	Replacement	1709	MOSC-Mains-Unscheduled	12,869	104	1.39%	179
07/01/24	R17-10C1.24-P-0001	Other MO Water	Main	Replacement	1710	MOMX-Mains-Unscheduled	43,241	351	1.39%	601
07/01/24	R17-12C1.24-P-0001	Other MO Water	Main	Replacement	1712	MOJC-Mains-Unscheduled	173,893	1,410	1.39%	2,417
07/01/24	R17-0282.19-P-0457	STL County Water	Hydrants	Replacement	1702	MOSL_WOODSON_RD_PH2_12" PV_1450_OBSL	170	2	1.86%	3
07/01/24	R17-0282.19-P-0457	STL County Water	Main	Replacement	1702	MOSL_WOODSON_RD_PH2_12" PV_1450_OBSL	4,002	32	1.39%	56
07/01/24	R17-11H2.24-P-0001	Other MO Water	Meters	Replacement	1711	MOJP-Services and Laterals-Replaced Lead	73,826	1,034	2.40%	1,772
07/01/24	R17-11H2.24-P-0001	Other MO Water	Services	Replacement	1711	MOJP-Services and Laterals-Replaced Lead	432,156	7,361	2.92%	12,619
07/01/24	R17-0282.20-P-0201	STL County Water	Hydrants	Replacement	1702	MOSL_CHAPIN_INDUSTRIAL_12_PVC_2870_OBSL	11,864	128	1.85%	219

Missouri American Water Company
WSIRA 6 (May 2024 to July 2024) Eligible Projects
Replacements / Relocations

In Service Date	Work Order	Tariff Group	Asset Type	Account	Profit Center	Work Order Description	Investment	Accum Dep	Dep Rate	Dep Exp
07/01/24	R17-02B2.20-P-0201	STL County Water	Main	Replacement	1702	MOSL_CHAPIN_INDUSTRIAL_12_PVC_2870_OBSL	154,982	1,257	1.39%	2,154
07/01/24	R17-02B2.23-P-0010	STL County Water	Main	Replacement	1702	MOSL_NEW_FLORISSANT_P2_12_DI_900_OBSL	2,835	23	1.39%	39
07/01/24	R17-02B2.23-P-0010	STL County Water	Meters	Replacement	1702	MOSL_NEW_FLORISSANT_P2_12_DI_900_OBSL	230	3	2.39%	6
07/01/24	R17-02B2.23-P-0010	STL County Water	Services	Replacement	1702	MOSL_NEW_FLORISSANT_P2_12_DI_900_OBSL	690	12	2.92%	20
07/01/24	R17-02B2.23-P-0074	STL County Water	Hydrants	Replacement	1702	MOSL_PAGE_AVE_PH2_1000_12_PVC_OBSL	48	1	1.85%	1
07/01/24	R17-02B2.23-P-0074	STL County Water	Main	Replacement	1702	MOSL_PAGE_AVE_PH2_1000_12_PVC_OBSL	645	5	1.39%	9
07/01/24	R17-02B2.23-P-0074	STL County Water	Services	Replacement	1702	MOSL_PAGE_AVE_PH2_1000_12_PVC_OBSL	250	4	2.92%	7
07/01/24	R17-02B2.23-P-0079	STL County Water	Hydrants	Replacement	1702	MOSL_EDWARDS_TERRACE_8_PVC_800_OBSL	1,169	13	1.85%	22
07/01/24	R17-02B2.23-P-0079	STL County Water	Main	Replacement	1702	MOSL_EDWARDS_TERRACE_8_PVC_800_OBSL	33,694	273	1.39%	468
07/01/24	R17-02B2.23-P-0079	STL County Water	Meters	Replacement	1702	MOSL_EDWARDS_TERRACE_8_PVC_800_OBSL	21,029	294	2.40%	505
07/01/24	R17-02B2.23-P-0079	STL County Water	Services	Replacement	1702	MOSL_EDWARDS_TERRACE_8_PVC_800_OBSL	10,515	179	2.92%	307
07/01/24	R17-02B1.23-P-0020	STL County Water	Hydrants	Replacement	1702	MOSL_OAKHAVEN_LN_8_PVC_690_OBSLInstall	0	0	0.00%	0
07/01/24	R17-02B1.23-P-0020	STL County Water	Main	Replacement	1702	MOSL_OAKHAVEN_LN_8_PVC_690_OBSLInstall	0	0	0.00%	0
07/01/24	R17-02C1.23-P-0068	STL County Water	Main	Replacement	1702	MAIN/VALVE DEC 18 THRU DEC 24 2023	3,018	24	1.39%	42
07/01/24	R17-06C1.24-P-0001	Other MO Water	Main	Replacement	1706	MOWB-Mains-Unscheduled	18,067	146	1.39%	251
07/01/24	R17-11C1.24-P-0001	Other MO Water	Main	Replacement	1711	MOJP-Mains-Unscheduled	11,483	93	1.39%	160
07/01/24	R17-02B2.20-P-0179	STL County Water	Hydrants	Replacement	1702	MOSL_PARK_LANE_8_PVC_1930_OBSL	(350)	(4)	1.85%	(6)
07/01/24	R17-02B2.20-P-0179	STL County Water	Main	Replacement	1702	MOSL_PARK_LANE_8_PVC_1930_OBSL	(10,898)	(88)	1.39%	(151)
07/01/24	R17-02B2.21-P-0115	STL County Water	Hydrants	Replacement	1702	MOSL_LIBERTY_AVE_8_PVC_600_OBSL	69	1	1.84%	1
07/01/24	R17-02B2.21-P-0115	STL County Water	Main	Replacement	1702	MOSL_LIBERTY_AVE_8_PVC_600_OBSL	2,112	17	1.39%	29
07/01/24	R17-02B2.21-P-0115	STL County Water	Meters	Replacement	1702	MOSL_LIBERTY_AVE_8_PVC_600_OBSL	46	1	2.39%	1
07/01/24	R17-02B2.21-P-0115	STL County Water	Services	Replacement	1702	MOSL_LIBERTY_AVE_8_PVC_600_OBSL	23	0	2.96%	1
07/01/24	R17-12J1.24-P-0001	Other MO Water	Meters	Replacement	1712	MOJC-Meters-Replaced	27,798	389	2.40%	667
07/01/24	R17-11H1.24-P-0001	Other MO Water	Services	Replacement	1711	MOJC-Services and Laterals-Replaced	47,682	812	2.92%	1,392
07/01/24	R17-12G1.24-P-0001	Other MO Water	Services	Replacement	1712	MOJC-Services and Laterals-New Blanket	26,493	451	2.92%	774
07/01/24	R17-11F1.24-P-0001	Other MO Water	Hydrants	Replacement	1711	MOJP-Hydrants Valves and Manholes-Repl	1,908	21	1.85%	35
07/01/24	R17-11F1.24-P-0001	Other MO Water	Main	Replacement	1711	MOJP-Hydrants Valves and Manholes-Repl	1,908	15	1.39%	27
07/01/24	R17-10H1.24-P-0001	Other MO Water	Meters	Replacement	1710	MOMX-Services and Laterals-Repl Blanket	20,551	288	2.40%	493
07/01/24	R17-10H1.24-P-0001	Other MO Water	Services	Replacement	1710	MOMX-Services and Laterals-Repl Blanket	8,279	141	2.92%	242
07/01/24	R17-04J1.24-P-0001	Other MO Water	Meters	Replacement	1704	MOPV-Meters-Replaced	2,594	36	2.40%	62
07/01/24	R17-02B2.22-P-0335	STL County Water	Hydrants	Replacement	1702	MOSL_CUMBERLAND_DR_8_PVC_1555_OBSL	88	1	1.86%	2
07/01/24	R17-02B2.22-P-0335	STL County Water	Main	Replacement	1702	MOSL_CUMBERLAND_DR_8_PVC_1555_OBSL	2,383	19	1.39%	33
07/01/24	R17-02B2.19-P-0456	STL County Water	Hydrants	Replacement	1702	MOSL_WOODSON_RD_PH1_12_PV_1100_OBSL	172	2	1.85%	3
07/01/24	R17-02B2.19-P-0456	STL County Water	Main	Replacement	1702	MOSL_WOODSON_RD_PH1_12_PV_1100_OBSL	3,919	32	1.39%	54
07/01/24	R17-02B2.19-P-0456	STL County Water	Meters	Replacement	1702	MOSL_WOODSON_RD_PH1_12_PV_1100_OBSL	86	1	2.41%	2
07/01/24	R17-02B2.19-P-0456	STL County Water	Services	Replacement	1702	MOSL_WOODSON_RD_PH1_12_PV_1100_OBSL	43	1	2.92%	1
07/01/24	R17-02B1.23-P-0018	STL County Water	Hydrants	Replacement	1702	MOSL_LADUE_WOODS_CT_8_PVC_500_OBSL	0	0	0.00%	0
07/01/24	R17-02B1.23-P-0018	STL County Water	Main	Replacement	1702	MOSL_LADUE_WOODS_CT_8_PVC_500_OBSL	0	0	0.00%	0
07/01/24	R17-12F1.24-P-0001	Other MO Water	Hydrants	Replacement	1712	MOJC-Hydrnt Vlvs and Mnhls-Repl Blanket	411	4	1.85%	8
07/01/24	R17-61Q1.24-P-0002	Other MO Water	Treatment	Replacement	1761	GCMOW_BUTTER FLY VLVS & ACTUATORS	0	0	0.00%	0
07/01/24	R17-09F1.24-P-0001	Other MO Water	Hydrants	Replacement	1709	MOSC-Hydrants Valves and Manholes-Repl	40,350	436	1.85%	747
07/01/24	R17-04H2.24-P-0001	Other MO Water	Meters	Replacement	1704	MOPV-Services and Laterals-Repl (LSLR)	5,496	77	2.40%	132
07/01/24	R17-04H2.24-P-0001	Other MO Water	Services	Replacement	1704	MOPV-Services and Laterals-Repl (LSLR)	7,938	135	2.92%	232
07/01/24	R17-03H1.24-P-0001	Other MO Water	Meters	Replacement	1703	MOSI_Services and Laterals-Replaced	131,886	1,846	2.40%	3,165
07/01/24	R17-03H1.24-P-0001	Other MO Water	Services	Replacement	1703	MOSI_Services and Laterals-Replaced	84,173	1,434	2.92%	2,458
07/01/24	R17-12G2.24-P-0001	Other MO Water	Meters	Replacement	1712	MOJC-Services and Laterals-(LSLR)Blanket	28,093	393	2.40%	674
07/01/24	R17-12G2.24-P-0001	Other MO Water	Services	Replacement	1712	MOJC-Services and Laterals-(LSLR)Blanket	723,002	12,315	2.92%	21,112
07/01/24	R17-06H1.24-P-0001	Other MO Water	Meters	Replacement	1706	MOWB-Services and Laterals-Repl Blanket	39,018	546	2.40%	936
07/01/24	R17-06H1.24-P-0001	Other MO Water	Services	Replacement	1706	MOWB-Services and Laterals-Repl Blanket	2,941	50	2.92%	86
07/01/24	R17-04H1.24-P-0001	Other MO Water	Meters	Replacement	1704	MOPV-Services and Laterals-Repl Blanket	(1,078)	(15)	2.40%	(26)
07/01/24	R17-04H1.24-P-0001	Other MO Water	Services	Replacement	1704	MOPV-Services and Laterals-Repl Blanket	6,164	105	2.92%	180
07/01/24	R17-02B2.22-P-0338	STL County Water	Hydrants	Replacement	1702	MOSL_NATURAL_BRIDGE_PH1_12_DI_700_OBSL	0	0	0.00%	0
07/01/24	R17-02B2.22-P-0338	STL County Water	Main	Replacement	1702	MOSL_NATURAL_BRIDGE_PH1_12_DI_700_OBSL	0	0	0.00%	0
07/01/24	R17-02B2.22-P-0342	STL County Water	Hydrants	Replacement	1702	MOSL_MALINE_AVE_8_PVC_230_OBSL	0	0	0.00%	0
07/01/24	R17-02B2.22-P-0342	STL County Water	Main	Replacement	1702	MOSL_MALINE_AVE_8_PVC_230_OBSL	0	0	0.00%	0
07/01/24	R17-04C1.24-P-0001	Other MO Water	Meters	Replacement	1704	MOPV-Mains-Unscheduled	32,357	262	1.39%	450
07/01/24	R17-03H2.24-P-0001	Other MO Water	Meters	Replacement	1703	MOSI-Services & Latrls-Repl Blanket-Lead	63,592	890	2.40%	1,526
07/01/24	R17-03H2.24-P-0001	Other MO Water	Services	Replacement	1703	MOSI-Services & Latrls-Repl Blanket-Lead	775,674	13,212	2.92%	22,650
07/01/24	R17-02H1.24-P-0001	STL County Water	Meters	Replacement	1702	MOSL_Services and Laterals-Replaced	9,514	133	2.40%	228
07/01/24	R17-02H1.24-P-0001	STL County Water	Services	Replacement	1702	MOSL_Services and Laterals-Replaced	15,378	262	2.92%	449
07/01/24	R17-02G2.24-P-0001	STL County Water	Meters	Replacement	1702	MOSL-Services-Lead	2,086,353	29,209	2.40%	50,072
07/01/24	R17-02G2.24-P-0001	STL County Water	Services	Replacement	1702	MOSL-Services-Lead	(150,995)	(2,572)	2.92%	(4,409)
07/01/24	R17-02G1.24-P-0001	STL County Water	Meters	Replacement	1702	MOSL-Services-Maintenance	1,233,107	17,263	2.40%	29,594
07/01/24	R17-02G1.24-P-0001	STL County Water	Services	Replacement	1702	MOSL-Services-Maintenance	1,446,205	24,634	2.92%	42,229
07/01/24	R17-11J1.24-P-0001	Other MO Water	Meters	Replacement	1711	MOJP-Meters-Replaced	405,884	5,682	2.40%	9,741
07/01/24	R17-02B2.20-P-0184	STL County Water	Hydrants	Replacement	1702	MOSL_ADA_WORTLEY_AVE_8_PVC_1005_OBSL	292	3	1.85%	5
07/01/24	R17-02B2.20-P-0184	STL County Water	Main	Replacement	1702	MOSL_ADA_WORTLEY_AVE_8_PVC_1005_OBSL	945	8	1.39%	13
07/01/24	R17-10I1.24-P-0001	Other MO Water	Meters	Replacement	1710	MOMX-Meters-Replaced	8,546	120	2.40%	205
07/01/24	R17-53H2.24-P-0001	Other MO Water	Services	Replacement	1708	MOLS_Services and Laterals-LSL	(1,478)	(25)	2.92%	(43)
07/01/24	R17-53J1.24-P-0001	Other MO Water	Meters	Replacement	1753	MOLS-Meters-Replaced	1,317	18	2.40%	32
07/01/24	R17-09H1.24-P-0001	Other MO Water	Meters	Replacement	1709	MOSC-Services and Laterals-Replaced	58,726	1,000	2.92%	1,715
07/01/24	R17-09J1.24-P-0001	Other MO Water	Meters	Replacement	1709	MOSC-Meters-Replaced	5,845	82	2.40%	140
07/01/24	R17-65F1.23-P-0001	Other MO Water	Hydrants	Replacement	1765	MOPC_Hydrants/Valves Replaced	2,718	29	1.85%	50
07/01/24	R17-65H1.24-P-0001	Other MO Water	Services	Replacement	1765	MOPC-Services and Laterals-Replaced	2,792	48	2.92%	82
07/01/24	R17-61H1.24-P-0001	Other MO Water	Services	Replacement	1761	MOGCW-Services and Laterals-Replaced	5,754	98	2.92%	168
07/01/24	R17-61C1.24-P-0001	Other MO Water	Main	Replacement	1761	MOGCW-Mains-Unscheduled	26,151	212	1.39%	364
07/01/24	R17-55J1.24-P-0001	Other MO Water	Meters	Replacement	1755	MOBM-Meters-Replaced	25,455	356	2.40%	611
07/01/24	R17-55H1.24-P-0001	Other MO Water	Services	Replacement	1755	MOBM-Services and Laterals-Replaced	9,110	155	2.92%	266
07/01/24	R17-03J1.24-P-0001	Other MO Water	Meters	Replacement	1703	MOSJ-Meters-Replaced	75,790	1,061	2.40%	1,819
07/01/24	R17-03F1.24-P-0001	Other MO Water	Hydrants	Replacement	1703	MOSJ_Hydrnt Vlvs & Manhole Repl Blanket	100,120	1,080	1.85%	1,852
07/01/24	R17-02J1.24-P-0001	STL County Water	Meters	Replacement	1702	MOSL-Meters-Replaced	972,667	13,617	2.40%	23,344
07/01/24	R17-10H2.24-P-0001	Other MO Water	Meters	Replacement	1710	MOMX-Services and Laterals-Repl Blanket	22,498	315	2.40%	540
07/01/24	R17-10H2.24-P-0001	Other MO Water	Services	Replacement	1710	MOMX-Services and Laterals-Repl Blanket	64,739	1,103	2.92%	1,890
07/01/24	R17-06J1.24-P-0001	Other MO Water	Meters	Replacement	1706	MOWB-Meters-Replaced	18,898	265	2.40%	454
07/01/24	R17-06F1.24-P-0001	Other MO Water	Hydrants	Replacement	1706	MOWB-Hydrnt Vlvs and Mnhls-Repl Blanket	(1,203)	(13)	1.85%	(2)
07/01/24	R17-02B2.20-P-0183	STL County Water	Hydrants	Replacement	1702	MOSL_BROOKFIELD_DR_8_PVC_665_OBSL	461	5	1.85%	9
07/01/24	R17-02B2.20-P-0183	STL County Water	Main	Replacement	1702	MOSL_BROOKFIELD_DR_8_PVC_665_OBSL	1,753	14	1.39%	24
07/01/24	R17-02C1.24-P-0003	STL County Water	Main	Replacement	1702	MAIN/VALVE JAN 8 - JAN 14 2024	8,977	73	1.39%	125
07/01/24	R17-02C1.24-P-0002	STL County Water	Main	Replacement	1702	MAIN/VALVE JAN 1 - JAN 7 2024	45	0	1.10%	0
07/01/24	R17-02C1.24-P-0012	STL County Water	Main	Replacement	1702	MAIN/VALVE APR 1 - APR 30 2024	202,117	1,639	1.39%	2,810
07/01/24	R17-02B1.24-P-0002	STL County Water	Main	Replacement	1702	MOSL-IBCmetery-350_12_DI-OBSL	918	7	1.39%	13
07/01/24	R17-02B2.23-P-0036	STL County Water	Hydrants	Replacement	1702	MOSL_GREENPARK_RD_P2_12_DI_950_OBSL	0	0	0.00%	0
07/01/24	R17-02B2.23-P-0036	STL County Water	Main	Replacement	1702	MOSL_GREENPARK_RD_P2_12_DI_950_OBSL	0	0	0.00%	0
07/01/24	R17-02C1.24-P-0009	STL County Water	Main	Replacement	1702	MAIN/VALVE FEB 19 - FEB 25 2024	(201)	(2)	1.39%	(3)
07/01/24	R17-02C1.24-P-0008	STL County Water	Main	Replacement	1702	MAIN/VALVE FEB 12 - FEB 18 2024	16,833	137	1.39%	234
07/01/24	R17-02C1.24-P-0005	STL County Water	Main	Replacement	1702	MAIN/VALVE JAN 22 - JAN 28 2024	135,954	1,102	1.39%	1,890
07/01/24	R17-02B1.22-P-0138	STL County Water	Hydrants	Replacement	1702	MOSL_ROSEBUSH_LN_8_PVC_425_OBSL	(1,522)	(16)	1.85%	(28)
07/01/24	R17-02B1.22-P-0138	STL County Water	Main	Replacement	1702	MOSL_ROSEBUSH_LN_8_PVC_425_OBSL	(48,194)	(391)	1.39%	(670)
07/01/24	R17-11B1.23-P-0010	Other MO Water	Hydrants	Replacement	1711	MOJP_TREKK_WEST_CENTRAL_REPLACEMENT	147,664	1,594	1.85%	2,732

Missouri American Water Company
 WSIRA 6 (May 2024 to July 2024) Eligible Projects
 Replacements / Relocations

In Service	Date	Work Order	Tariff Group	Asset Type	Account	Profit Center	Work Order Description	Investment	Accum Dep	Depr Rate	Dep Exp
	07/01/24	R17-1181.23-P-0010	Other MO Water	Main	Replacement	1711	MOJP_TREKK_WEST_CENTRAL_REPLACEMENT	270,908	2,197	1.39%	3,766
	07/01/24	R17-1181.23-P-0010	Other MO Water	Services	Replacement	1711	MOJP_TREKK_WEST_CENTRAL_REPLACEMENT	133,718	2,278	2.92%	3,905
	07/01/24	R17-02C1.24-P-0011	STL County Water	Hydrants	Replacement	1702	MAIN/VALVE MAR 1 - MAR 31 2024	(664)	(7)	1.85%	(12)
	07/01/24	R17-02C1.24-P-0011	STL County Water	Main	Replacement	1702	MAIN/VALVE MAR 1 - MAR 31 2024	(101,653)	(825)	1.39%	(1,412)
	07/01/24	R17-02B2.20-P-0115	STL County Water	Hydrants	Replacement	1702	MOSL_PARK_LAWN_DR_8" PVC_1100'_OBSL	55	1	1.87%	1
	07/01/24	R17-02B2.20-P-0115	STL County Water	Main	Replacement	1702	MOSL_PARK_LAWN_DR_8" PVC_1100'_OBSL	1,747	14	1.39%	24
	07/01/24	R17-02B2.23-P-0012	STL County Water	Hydrants	Replacement	1702	MOSL_NEW_FLORISSANT_P4_12" DI_875'_OBSL	107	1	1.85%	2
	07/01/24	R17-02B2.23-P-0012	STL County Water	Main	Replacement	1702	MOSL_NEW_FLORISSANT_P4_12" DI_875'_OBSL	2,287	19	1.39%	32
	07/01/24	R17-02B2.23-P-0012	STL County Water	Meters	Replacement	1702	MOSL_NEW_FLORISSANT_P4_12" DI_875'_OBSL	246	3	2.40%	6
	07/01/24	R17-02B2.23-P-0012	STL County Water	Services	Replacement	1702	MOSL_NEW_FLORISSANT_P4_12" DI_875'_OBSL	738	13	2.92%	22
	07/01/24	R17-02C1.24-P-0010	STL County Water	Main	Replacement	1702	MAIN/VALVE FEB 25 - FEB 29 2024	1,228	10	1.40%	17
	07/01/24	R17-02B2.21-P-0038	STL County Water	Hydrants	Replacement	1702	MOSL_GOLDEN_GATE_DR_8" PVC_870'_OBSL	208	2	1.85%	4
	07/01/24	R17-02B2.21-P-0038	STL County Water	Main	Replacement	1702	MOSL_GOLDEN_GATE_DR_8" PVC_870'_OBSL	2,667	22	1.39%	37
	07/01/24	R17-02B2.21-P-0038	STL County Water	Meters	Replacement	1702	MOSL_GOLDEN_GATE_DR_8" PVC_870'_OBSL	414	6	2.40%	10
	07/01/24	R17-02B2.21-P-0038	STL County Water	Services	Replacement	1702	MOSL_GOLDEN_GATE_DR_8" PVC_870'_OBSL	1,381	24	2.92%	40
	07/01/24	R17-02B2.21-P-0583	STL County Water	Main	Replacement	1702	MOSL_HAROLD_DR_PH2_8" PVC_1145'_OBSL	0	0	0.00%	0
	07/01/24	R17-02B2.21-P-0069	STL County Water	Hydrants	Replacement	1702	MOSL_ROCKFORD_AVE_8" PVC_400'_OBSL	1,071	12	1.85%	20
	07/01/24	R17-02B2.21-P-0069	STL County Water	Main	Replacement	1702	MOSL_ROCKFORD_AVE_8" PVC_400'_OBSL	4,137	34	1.39%	58
	07/01/24	R17-02B2.21-P-0069	STL County Water	Meters	Replacement	1702	MOSL_ROCKFORD_AVE_8" PVC_400'_OBSL	1,168	16	2.40%	28
	07/01/24	R17-02B2.21-P-0069	STL County Water	Services	Replacement	1702	MOSL_ROCKFORD_AVE_8" PVC_400'_OBSL	3,894	66	2.92%	114
	07/01/24	R17-02B2.21-P-0279	STL County Water	Hydrants	Replacement	1702	MOSL_FRANNLYNN_CT_6" PVC_430'_OBSL	664	7	1.85%	12
	07/01/24	R17-02B2.21-P-0279	STL County Water	Main	Replacement	1702	MOSL_FRANNLYNN_CT_6" PVC_430'_OBSL	7,559	61	1.39%	105
	07/01/24	R17-02B2.21-P-0151	STL County Water	Hydrants	Replacement	1702	MOSL_CORLISS_DR_8" PVC_405'_OBSL	36	0	1.84%	1
	07/01/24	R17-02B2.21-P-0151	STL County Water	Main	Replacement	1702	MOSL_CORLISS_DR_8" PVC_405'_OBSL	183	1	1.39%	3
	07/01/24	R17-02C1.24-P-0007	STL County Water	Main	Replacement	1702	MAIN/VALVE FEB 5 - FEB 11 2024	82,174	666	1.39%	1,142
	07/01/24	R17-02C1.24-P-0006	STL County Water	Main	Replacement	1702	MAIN/VALVE JAN 29 - FEB 4 2024	11,388	92	1.39%	158
	07/01/24	R17-02C1.24-P-0004	STL County Water	Main	Replacement	1702	MAIN/VALVE JAN 15 - JAN 21 2024	52,109	422	1.39%	725
	07/01/24	R17-02B2.21-P-0090	STL County Water	Hydrants	Replacement	1702	MOSL_ROWLES_DR_8" PVC_1330'_OBSL	(229)	(2)	1.85%	(4)
	07/01/24	R17-02B2.21-P-0090	STL County Water	Main	Replacement	1702	MOSL_ROWLES_DR_8" PVC_1330'_OBSL	(22,221)	(180)	1.39%	(309)
	07/01/24	R17-02B2.21-P-0099	STL County Water	Hydrants	Replacement	1702	MOSL_LAURELWOODS_CT_6" PVC_255'_OBSL	0	0	0.00%	0
	07/01/24	R17-02B2.21-P-0099	STL County Water	Main	Replacement	1702	MOSL_LAURELWOODS_CT_6" PVC_255'_OBSL	0	0	0.00%	0
	07/01/24	R17-02B2.23-P-0071	STL County Water	Main	Replacement	1702	MOSL_Center Ave_12" DI_500'_RELO	7,731	63	1.39%	107
	07/01/24	R17-02B2.23-P-0071	STL County Water	Meters	Replacement	1702	MOSL_Center Ave_12" DI_500'_RELO	1,546	22	2.40%	37
	07/01/24	R17-02B2.23-P-0071	STL County Water	Services	Replacement	1702	MOSL_Center Ave_12" DI_500'_RELO	1,289	22	2.92%	38
	07/01/24	R17-1181.23-P-0012	Other MO Water	Hydrants	Replacement	1711	MOJP_EASTERN_7TH_TO_8TH_REPLACEMENT	92,271	996	1.85%	1,707
	07/01/24	R17-1181.23-P-0012	Other MO Water	Main	Replacement	1711	MOJP_EASTERN_7TH_TO_8TH_REPLACEMENT	92,271	748	1.39%	1,283
	07/01/24	R17-1181.23-P-0012	Other MO Water	Services	Replacement	1711	MOJP_EASTERN_7TH_TO_8TH_REPLACEMENT	92,270	1,572	2.92%	2,694
	07/01/24	R17-1181.22-P-0016	Other MO Water	Hydrants	Replacement	1711	MOJP_South_Brownell_Street	(10,633)	(115)	1.85%	(197)
	07/01/24	R17-1181.22-P-0016	Other MO Water	Main	Replacement	1711	MOJP_South_Brownell_Street	(27,827)	(226)	1.39%	(387)
	07/01/24	R17-1181.22-P-0016	Other MO Water	Services	Replacement	1711	MOJP_South_Brownell_Street	(24,130)	(411)	2.92%	(705)
	07/01/24	R17-02F1.24-P-0011	STL County Water	Hydrants	Replacement	1702	HYDRANTS MAR 1 - MAR 31 2024	1,231	13	1.85%	23
	07/01/24	R17-02F1.24-P-0011	STL County Water	Main	Replacement	1702	HYDRANTS MAR 1 - MAR 31 2024	51	0	1.38%	1
	07/01/24	R17-02B2.23-P-0014	STL County Water	Hydrants	Replacement	1702	MOSL_NEW_FLORISSANT_P6_12" DI_1170'_OBSL	365	4	1.85%	7
	07/01/24	R17-02B2.23-P-0014	STL County Water	Main	Replacement	1702	MOSL_NEW_FLORISSANT_P6_12" DI_1170'_OBSL	7,348	60	1.39%	102
	07/01/24	R17-02B2.23-P-0014	STL County Water	Meters	Replacement	1702	MOSL_NEW_FLORISSANT_P6_12" DI_1170'_OBSL	565	8	2.40%	14
	07/01/24	R17-02B2.23-P-0014	STL County Water	Services	Replacement	1702	MOSL_NEW_FLORISSANT_P6_12" DI_1170'_OBSL	1,696	29	2.92%	50
	07/01/24	R17-02B2.23-P-0013	STL County Water	Main	Replacement	1702	MOSL_NEW_FLORISSANT_P5_12" DI_355'_OBSL	3,676	30	1.39%	51
	07/01/24	R17-02B2.23-P-0013	STL County Water	Meters	Replacement	1702	MOSL_NEW_FLORISSANT_P5_12" DI_355'_OBSL	178	2	2.39%	4
	07/01/24	R17-02B2.23-P-0013	STL County Water	Services	Replacement	1702	MOSL_NEW_FLORISSANT_P5_12" DI_355'_OBSL	712	12	2.92%	21
	07/01/24	R17-53B1.23-P-0002	Other MO Water	Hydrants	Replacement	1753	MOLS REPL N Raum	525	6	1.85%	10
	07/01/24	R17-53B1.23-P-0002	Other MO Water	Main	Replacement	1753	MOLS REPL N Raum	30,298	246	1.39%	421
	07/01/24	R17-53B1.23-P-0002	Other MO Water	Services	Replacement	1753	MOLS REPL N Raum	1,312	22	2.92%	38
	07/01/24	R17-02B2.21-P-0295	STL County Water	Hydrants	Replacement	1702	MOSL_HAROLD_DR_PH1_8" PVC_1500'_OBSL	8,849	95	1.85%	164
	07/01/24	R17-02B2.21-P-0295	STL County Water	Main	Replacement	1702	MOSL_HAROLD_DR_PH1_8" PVC_1500'_OBSL	186,655	1,513	1.39%	2,595
	07/01/24	R17-02B2.21-P-0095	STL County Water	Hydrants	Replacement	1702	MOSL_BEARDSLEY_CT_8" PVC_700'_OBSL	5,437	59	1.85%	101
	07/01/24	R17-02B2.21-P-0095	STL County Water	Main	Replacement	1702	MOSL_BEARDSLEY_CT_8" PVC_700'_OBSL	61,164	496	1.39%	850
	07/01/24	R17-02B2.21-P-0080	STL County Water	Hydrants	Replacement	1702	MOSL_WILLINGHAM_CT_8" PVC_1170'_OBSL	106	1	1.85%	2
	07/01/24	R17-02B2.21-P-0080	STL County Water	Main	Replacement	1702	MOSL_WILLINGHAM_CT_8" PVC_1170'_OBSL	1,621	13	1.39%	23
	07/01/24	R17-02B2.21-P-0093	STL County Water	Main	Replacement	1702	MOSL_MAURICE_AVE_8" PVC_600'_OBSL	444	4	1.39%	6
	07/01/24	R17-02B2.21-P-0077	STL County Water	Hydrants	Replacement	1702	MOSL_HAWKESBURY_DR_8" PVC_3125'_OBSL	6,125	66	1.85%	113
	07/01/24	R17-02B2.21-P-0077	STL County Water	Main	Replacement	1702	MOSL_HAWKESBURY_DR_8" PVC_3125'_OBSL	140,279	1,137	1.39%	1,950
	07/01/24	R17-02B2.20-P-0124	STL County Water	Hydrants	Replacement	1702	MOSL_JOSEPH_AVE_8" PVC_760'_OBSL	281	3	1.85%	5
	07/01/24	R17-02B2.20-P-0124	STL County Water	Main	Replacement	1702	MOSL_JOSEPH_AVE_8" PVC_760'_OBSL	6,773	55	1.39%	94
	07/01/24	R17-02B2.21-P-0186	STL County Water	Hydrants	Replacement	1702	MOSL_RAINBOW_DR_8" PVC_1840'_OBSL	0	0	0.00%	0
	07/01/24	R17-02B2.21-P-0186	STL County Water	Main	Replacement	1702	MOSL_RAINBOW_DR_8" PVC_1840'_OBSL	0	0	0.00%	0
	07/01/24	R17-02B2.21-P-0324	STL County Water	Hydrants	Replacement	1702	MOSL_LAKEVIEW_AVE_8" PVC_1030'_OBSL	0	0	0.00%	0
	07/01/24	R17-02B2.21-P-0324	STL County Water	Main	Replacement	1702	MOSL_LAKEVIEW_AVE_8" PVC_1030'_OBSL	0	0	0.00%	0
	07/01/24	R17-02B2.20-P-0122	STL County Water	Hydrants	Replacement	1702	MOSL_BEDFORD_DR_8" PVC_145'_OBSL	39	0	1.88%	1
	07/01/24	R17-02B2.20-P-0122	STL County Water	Main	Replacement	1702	MOSL_BEDFORD_DR_8" PVC_145'_OBSL	1,295	11	1.39%	18
	07/01/24	R17-02B2.24-P-0002	STL County Water	Hydrants	Replacement	1702	MOSL_REAVIS_BARRACK_P2_12" PVC_1000'_OBSL	2,075	22	1.85%	38
	07/01/24	R17-02B2.24-P-0002	STL County Water	Main	Replacement	1702	MOSL_REAVIS_BARRACK_P2_12" PVC_1000'_OBSL	63,515	515	1.39%	883
	07/01/24	R17-02B2.21-P-0210	STL County Water	Hydrants	Replacement	1702	MOSL_AVILA_DR_8" PVC_680'_OBSL	17	0	1.84%	0
	07/01/24	R17-02B2.21-P-0210	STL County Water	Main	Replacement	1702	MOSL_AVILA_DR_8" PVC_680'_OBSL	375	3	1.39%	5
	07/01/24	R17-02B2.20-P-0140	STL County Water	Hydrants	Replacement	1702	MOSL_IDLEWILD_AVE_8" PVC_1610'_OBSL	285	3	1.85%	5
	07/01/24	R17-02B2.20-P-0140	STL County Water	Main	Replacement	1702	MOSL_IDLEWILD_AVE_8" PVC_1610'_OBSL	7,277	59	1.39%	101
	07/01/24	R17-02B2.23-P-0050	STL County Water	Hydrants	Replacement	1702	MOSL_VAL_BROOK_LN_8" PVC_965'_OBSL	67	1	1.85%	1
	07/01/24	R17-02B2.23-P-0050	STL County Water	Main	Replacement	1702	MOSL_VAL_BROOK_LN_8" PVC_965'_OBSL	2,137	17	1.39%	30
	07/01/24	R17-02F1.24-P-0010	STL County Water	Hydrants	Replacement	1702	HYDRANTS FEB 26 - FEB 29 2024	46	0	1.88%	1
	07/01/24	R17-02B2.22-P-0340	STL County Water	Hydrants	Replacement	1702	MOSL_NATURAL_BRIDGE_PH3_12" DI_610'_OBSL	0	0	0.00%	0
	07/01/24	R17-02B2.22-P-0340	STL County Water	Main	Replacement	1702	MOSL_NATURAL_BRIDGE_PH3_12" DI_610'_OBSL	0	0	0.00%	0
	07/01/24	R17-02B2.20-P-0191	STL County Water	Hydrants	Replacement	1702	MOSL_LUCERNE_CT_8" PVC_670'_OBSL	82	1	1.85%	2
	07/01/24	R17-02B2.20-P-0191	STL County Water	Main	Replacement	1702	MOSL_LUCERNE_CT_8" PVC_670'_OBSL	8,477	69	1.39%	118
	07/01/24	R17-02B2.20-P-0189	STL County Water	Hydrants	Replacement	1702	MOSL_MAYFIELD_CT_8" PVC_840'_OBSL	654	7	1.85%	12
	07/01/24	R17-02B2.20-P-0189	STL County Water	Main	Replacement	1702	MOSL_MAYFIELD_CT_8" PVC_840'_OBSL	12,563	102	1.39%	175
	07/01/24	R17-02B2.21-P-0584	STL County Water	Hydrants	Replacement	1702	MOSL_KATHLYN_DR_PH2_8" PVC_710'_OBSL	0	0	0.00%	0
	07/01/24	R17-02B2.									

Missouri American Water Company
 WSIRA 6 (May 2024 to July 2024) Eligible Projects
 Replacements / Relocations

In Service Date	Work Order	Tariff Group	Asset Type	Account	Profit Center	Work Order Description	Investment	Accum Dep	Depr Rate	Dep Exp
Total Replacement Costs							<u>95,749,726</u>	<u>1,273,102</u>		<u>1,877,152</u>
Total Relocations and Replacements							<u>96,463,889</u>	<u>1,279,828</u>		<u>1,887,201</u>

Missouri American Water Company
 WSIRA 6 (May 2024 to July 2024) Eligible Projects
 Retirements

In Service Date	Work Order	Tariff Group	Asset Type	Account	Profit Center	Work Order Description	Original Cost	Depr Rate	Dep Exp
07/01/24	R17-06I1.24-P-0001	Other MO Water	Meters	Replacement	1706	R17-06I1.24-P-0001-MOWB-Meters-Replaced	(22,257)	2.40%	(534)
07/01/24	R17-08B1.23-P-0002	Other MO Water	Hydrants	Replacement	1708	R17-08B1.23-P-0002-MOBR REPL S Orange	(25,917)	1.85%	(479)
07/01/24	R17-08B1.23-P-0002	Other MO Water	Main	Replacement	1708	R17-08B1.23-P-0002-MOBR REPL S Orange	(15,757)	1.39%	(219)
07/01/24	R17-08B1.23-P-0002	Other MO Water	Services	Replacement	1708	R17-08B1.23-P-0002-MOBR REPL S Orange	(1,789)	2.92%	(52)
07/01/24	R17-08C1.24-P-0001	Other MO Water	Main	Replacement	1708	R17-08C1.24-P-0001-MOBR-Mains-Unscheduled	(76)	1.39%	(1)
07/01/24	R17-08I1.24-P-0001	Other MO Water	Meters	Replacement	1708	R17-08I1.24-P-0001-MOBR-Meters-Replaced	(2,406)	2.40%	(58)
07/01/24	R17-09B1.24-P-0002	Other MO Water	Hydrants	Replacement	1709	R17-09B1.24-P-0002-Replace Caulks Hill - Replace 12"	(2,128)	1.85%	(39)
07/01/24	R17-09B1.24-P-0002	Other MO Water	Main	Replacement	1709	R17-09B1.24-P-0002-Replace Caulks Hill - Replace 12"	(4,482)	1.39%	(62)
07/01/24	R17-09C1.23-P-0001	Other MO Water	Main	Replacement	1709	R17-09C1.23-P-0001-MOSC-Mains-Unscheduled	(0)	1.39%	(0)
07/01/24	R17-09C1.24-P-0001	Other MO Water	Main	Replacement	1709	R17-09C1.24-P-0001-MOSC-Mains-Unscheduled	(2,856)	1.39%	(40)
07/01/24	R17-09F1.24-P-0001	Other MO Water	Hydrants	Replacement	1709	R17-09F1.24-P-0001-MOSC-Hydrants Valves and Man	(12,202)	1.85%	(226)
07/01/24	R17-09H1.23-P-0001	Other MO Water	Services	Replacement	1709	R17-09H1.23-P-0001-MOSC-Services and Laterals-Rep	(14)	2.92%	(0)
07/01/24	R17-09H1.24-P-0001	Other MO Water	Services	Replacement	1709	R17-09H1.24-P-0001-MOSC-Services and Laterals-Rep	(121,923)	2.92%	(3,560)
07/01/24	R17-09J1.24-P-0001	Other MO Water	Meters	Replacement	1709	R17-09J1.24-P-0001-MOSC-Meters-Replaced	(91,994)	2.40%	(2,208)
07/01/24	R17-10B1.24-P-0009	Other MO Water	Main	Replacement	1710	R17-10B1.24-P-0009-REP 2" Valve Love - MEX : Rplc 2"	(523)	1.39%	(7)
07/01/24	R17-10C1.24-P-0001	Other MO Water	Main	Replacement	1710	R17-10C1.24-P-0001-MOMX-Mains-Unscheduled	(231)	1.39%	(3)
07/01/24	R17-10H1.24-P-0001	Other MO Water	Meters	Replacement	1710	R17-10H1.24-P-0001-MOMX-Services and Laterals-Rep	(27,581)	2.40%	(662)
07/01/24	R17-10H1.24-P-0001	Other MO Water	Services	Replacement	1710	R17-10H1.24-P-0001-MOMX-Services and Laterals-Rep	(318)	2.92%	(9)
07/01/24	R17-11B1.22-P-0016	Other MO Water	Services	Replacement	1711	R17-11B1.22-P-0016-MOJP_South_Brownell_Street	(6,088)	2.92%	(178)
07/01/24	R17-11B1.22-P-0019	Other MO Water	Services	Replacement	1711	R17-11B1.22-P-0019-MOJP_Tyler Replacement 1800' l	(6,272)	2.92%	(183)
07/01/24	R17-11B1.23-P-0010	Other MO Water	Services	Replacement	1711	R17-11B1.23-P-0010-MOJP_TREKK_WEST_CENTRAL_R	(5,339)	2.92%	(156)
07/01/24	R17-11C1.24-P-0001	Other MO Water	Main	Replacement	1711	R17-11C1.24-P-0001-MOJP-Mains-Unscheduled	(237)	1.39%	(3)
07/01/24	R17-11F1.21-P-0002	Other MO Water	Hydrants	Replacement	1711	R17-11F1.21-P-0002-MOJP_Virginia Ave 8" 1350' DI	73	1.85%	1
07/01/24	R17-11F1.24-P-0001	Other MO Water	Hydrants	Replacement	1711	R17-11F1.24-P-0001-MOJP-Hydrants Valves and Manh	(150)	1.85%	(3)
07/01/24	R17-11F1.24-P-0001	Other MO Water	Main	Replacement	1711	R17-11F1.24-P-0001-MOJP-Hydrants Valves and Manh	(229)	1.39%	(3)
07/01/24	R17-11F2.23-P-0001	Other MO Water	Hydrants	Replacement	1711	R17-11F2.23-P-0001-MOJP-Hydrants Valves and Manh	(10)	1.85%	(0)
07/01/24	R17-11H1.23-P-0001	Other MO Water	Services	Replacement	1711	R17-11H1.23-P-0001-MOJP-Services and Laterals-Rep	(260)	2.92%	(8)
07/01/24	R17-11H1.23-P-0002	Other MO Water	Services	Replacement	1711	R17-11H1.23-P-0002-MOJP-Services and Laterals-New	(35)	2.92%	(1)
07/01/24	R17-11H1.24-P-0001	Other MO Water	Services	Replacement	1711	R17-11H1.24-P-0001-MOJP-Services and Laterals-Rep	(10,906)	2.92%	(318)
07/01/24	R17-11J1.23-P-0001	Other MO Water	Meters	Replacement	1711	R17-11J1.23-P-0001-MOJP-Meters-Replaced	(9)	2.40%	(0)
07/01/24	R17-11J1.24-P-0001	Other MO Water	Meters	Replacement	1711	R17-11J1.24-P-0001-MOJP-Meters-Replaced	(14,948)	2.40%	(359)
07/01/24	R17-11Q1.24-P-0009	Other MO Water	Treatment	Replacement	1711	R17-11Q1.24-P-0009-MOJP_Well 9 Chlorine Analyzer	(1,178)	2.18%	(26)
07/01/24	R17-12C1.24-P-0001	Other MO Water	Main	Replacement	1712	R17-12C1.24-P-0001-MOJC-Mains-Unscheduled	(10,981)	1.39%	(153)
07/01/24	R17-12F1.24-P-0001	Other MO Water	Hydrants	Replacement	1712	R17-12F1.24-P-0001-MOJC-Hydrnt Vlvs and MnHls-Rep	(2)	1.85%	(0)
07/01/24	R17-12H1.24-P-0001	Other MO Water	Services	Replacement	1712	R17-12H1.24-P-0001-MOJC_Services and Laterals-Blar	(5,989)	2.92%	(175)
07/01/24	R17-12J1.24-P-0001	Other MO Water	Meters	Replacement	1712	R17-12J1.24-P-0001-MOJC-Meters-Replaced	(16,341)	2.40%	(392)
07/01/24	R17-24F1.24-P-0001	Other MO Water	Hydrants	Replacement	1724	R17-24F1.24-P-0001-MOMW-Hydrnt Vlvs and MnHls-R	(8)	1.85%	(0)
07/01/24	R17-43H1.24-P-0001	Other MO Water	Services	Replacement	1743	R17-43H1.24-P-0001-MOHH-Services and Laterals-Rep	(4,649)	2.92%	(136)
07/01/24	R17-47C1.24-P-0001	Other MO Water	Main	Replacement	1747	R17-47C1.24-P-0001-Mains - Unscheduled-Blanket	(32,580)	1.39%	(453)
07/01/24	R17-49C1.24-P-0001	Other MO Water	Main	Replacement	1749	R17-49C1.24-P-0001-MORK-Mains-Unscheduled	(4)	1.39%	(0)
07/01/24	R17-53H1.24-P-0001	Other MO Water	Meters	Replacement	1753	R17-53H1.24-P-0001-MOLS-Services and Laterals-Rep	(6,876)	2.40%	(165)
07/01/24	R17-53H1.24-P-0001	Other MO Water	Services	Replacement	1753	R17-53H1.24-P-0001-MOLS-Services and Laterals-Rep	(760)	2.92%	(22)
07/01/24	R17-55C1.24-P-0001	Other MO Water	Main	Replacement	1755	R17-55C1.24-P-0001-MOBM-Mains-Unscheduled	(20,940)	1.39%	(291)
07/01/24	R17-61C1.24-P-0001	Other MO Water	Main	Replacement	1761	R17-61C1.24-P-0001-MOGCW-Mains-Unscheduled	(2,413)	1.39%	(34)
07/01/24	R17-61H1.24-P-0001	Other MO Water	Services	Replacement	1761	R17-61H1.24-P-0001-MOGCW-Services and Laterals-R	(375)	2.92%	(11)
07/01/24	R17-65H1.23-P-0001	Other MO Water	Services	Replacement	1765	R17-65H1.23-P-0001-MOPC-Services and Laterals-Rep	(4)	2.92%	(0)
07/01/24	R17-68B1.23-P-0003	Other MO Water	Hydrants	Replacement	1768	R17-68B1.23-P-0003-MOSW_REPL_lvie - Replacement	(3,700)	1.85%	(68)
07/01/24	R17-68B1.23-P-0003	Other MO Water	Main	Replacement	1768	R17-68B1.23-P-0003-MOSW_REPL_lvie - Replacement	(174)	1.39%	(2)
07/01/24	R17-68B1.23-P-0003	Other MO Water	Services	Replacement	1768	R17-68B1.23-P-0003-MOSW_REPL_lvie - Replacement	(917)	2.92%	(27)
07/01/24	R17-68C1.23-P-0001	Other MO Water	Main	Replacement	1768	R17-68C1.23-P-0001-MOSW-Mains Unscheduled-Blar	(0)	1.39%	0
07/01/24	R17-68H1.23-P-0001	Other MO Water	Services	Replacement	1768	R17-68H1.23-P-0001-MOSW-Services and Laterals -Re	(2,002)	2.92%	(58)
07/01/24	R17-68H1.24-P-0001	Other MO Water	Services	Replacement	1768	R17-68H1.24-P-0001-MOSW-Services and Laterals -Re	(2,002)	2.92%	(58)
07/01/24	R17-68I1.24-P-0001	Other MO Water	Meters	Replacement	1768	R17-68I1.24-P-0001-MOSV_Meters Replaced	(1,386)	2.40%	(33)
Total Replacement Retirements							(9,033,153)		(173,799)
Total Relocations and Replacements							(9,104,484)		(174,847)

Missouri American Water Company
 WSIRA 6 (May 2024 to July 2024) Eligible Projects
 Retirements

In Service Date	Work Order	Tariff Group	Asset Type	Account	Profit Center	Work Order Description	Original Cost	Depr Rate	Dep Exp
Total Relocation Retirements							<u>0</u>		<u>0</u>

In Service Date	Work Order	Tariff Group	Asset Type	Account	Profit Center	Work Order Description	Investment	Depr Rate	Dep Exp
05/01/24	R17-26C1.24-P-0001	Other MO Sewer	Main	Replacement	1726	R17-26C1.24-P-0001-MOMWW-Mains-Unscheduled	(0)	1.58%	0
05/01/24	R17-27Q1.19-P-0021	Other MO Sewer	Treatment	Replacement	1727	R17-27Q1.19-P-0021-Treatment - Mechanical - Blower	(1,118)	3.97%	(44)
05/01/24	R17-27Q1.21-P-0033	Other MO Sewer	Pumping	Replacement	1727	R17-27Q1.21-P-0033-Motor - WEG 25 hp Model 02518	(1,579)	4.31%	(68)
05/01/24	R17-30B1.23-P-0002	Other MO Sewer	Main	Replacement	1730	R17-30B1.23-P-0002-MOMWW_MERAMEC_CIPP_LINI	(53,069)	1.58%	(838)
05/01/24	R17-39H1.24-P-0001	Other MO Sewer	Services	Replacement	1739	R17-39H1.24-P-0001-MOBNW-Services and Laterals-R	(3,420)	2.87%	(98)
05/01/24	R17-54Q1.18-P-0001	Other MO Sewer	Pumping	Replacement	1754	R17-54Q1.18-P-0001-MOLSW-Schwartz_LS_Pump_Repl	(282)	4.31%	(12)
05/01/24	R17-54Q1.23-P-0008	Other MO Sewer	Pumping	Replacement	1754	R17-54Q1.23-P-0008-MOLS WW Lagoon LS Pumps	(23,865)	4.31%	(1,029)
05/01/24	R17-56H1.24-P-0001	Other MO Sewer	Services	Replacement	1756	R17-56H1.24-P-0001-MOBMWW-Services and Laterals	(23)	2.87%	(1)
05/01/24	R17-58C1.23-P-0002	Other MO Sewer	Treatment	Replacement	1758	R17-58C1.23-P-0002-NWSS WW Rplc Sewer Main	(4)	3.97%	(0)
05/01/24	R17-58Q1.20-P-0005	Other MO Sewer	Pumping	Replacement	1758	R17-58Q1.20-P-0005-Pumps - Orenco 1 HP submersibl	(3,898)	4.31%	(168)
06/01/24	I17-600005-01	Other MO Sewer	Pumping	Replacement	1760	I17-600005-01-Eureka_WW-Hilltop_Lift_Station_Repl	(0)	2.03%	0
06/01/24	R17-26C1.24-P-0001	Other MO Sewer	Main	Replacement	1726	R17-26C1.24-P-0001-MOMWW-Mains-Unscheduled	(6,366)	1.58%	(101)
06/01/24	R17-27Q1.21-P-0022	Other MO Sewer	Pumping	Replacement	1727	R17-27Q1.21-P-0022-Pump:0-5 Horsepower	(1,030)	4.31%	(44)
06/01/24	R17-39H1.24-P-0001	Other MO Sewer	Services	Replacement	1739	R17-39H1.24-P-0001-MOBNW-Services and Laterals-R	(7,109)	2.87%	(204)
06/01/24	R17-52Q1.24-P-0001	Other MO Sewer	Treatment	Replacement	1752	R17-52Q1.24-P-0001-RDCLF-Manhole & Valve Replace	(11)	3.97%	(0)
06/01/24	R17-56H1.24-P-0001	Other MO Sewer	Services	Replacement	1756	R17-56H1.24-P-0001-MOBMWW-Services and Laterals	0	2.87%	0
06/01/24	R17-67Q1.23-P-0008	Other MO Sewer	Pumping	Replacement	1767	R17-67Q1.23-P-0008-MOJE Replaced ML Blower Mixer	(575)	4.31%	(25)
07/01/24	R17-39H1.24-P-0001	Other MO Sewer	Services	Replacement	1739	R17-39H1.24-P-0001-MOBNW-Services and Laterals-R	(3,349)	2.87%	(96)
07/01/24	R17-50C1.24-P-0001	Other MO Sewer	Services	Replacement	1750	R17-50C1.24-P-0001-MORKWW_Mains - Unscheduled	(19,581)	2.87%	(562)
07/01/24	R17-56H1.24-P-0001	Other MO Sewer	Services	Replacement	1756	R17-56H1.24-P-0001-MOBMWW-Services and Laterals	(23)	2.87%	(1)
07/01/24	R17-67C1.24-P-0001	Other MO Sewer	Services	Replacement	1767	R17-67C1.24-P-0001-MOEC-WW-Mains Unschedulec	0	2.87%	0
07/01/24	R17-67Q1.24-P-0002	Other MO Sewer	Pumping	Replacement	1767	R17-67Q1.24-P-0002-Jaxson Estate -Replace Starter &	(928)	4.31%	(40)

Total Replacement Retirements							<u>(126,230)</u>		<u>(3,332)</u>
Total Relocations and Replacements							<u>(126,230)</u>		<u>(3,332)</u>

Missouri American Water Company
 WSIRA 6 (May 2024 to July 2024) Eligible Projects
 CIAC

In-Service							Original Cost	Accum Amort	Amort Rate	Amort Expense
Date	Work Order	Tariff Group	Asset Type	Account	Profit Center	Work Order Description				
05/01/24	R17-02D1.22-P-0002-CO	STL County Water	Main	Relocation	1702	MOSL_BUCKEYE_6"_DI_220'_RELO	46,179	481	1.39%	642
05/01/24	R17-02D1.22-P-0002-CO	STL County Water	Services	Relocation	1702	MOSL_BUCKEYE_6"_DI_220'_RELO	(46,179)	(1,011)	2.92%	(1,348)
05/01/24	R17-02D1.22-P-0002-CN	STL County Water	Main	Relocation	1702	MOSL_BUCKEYE_6"_DI_220'_RELO	0	0	1.39%	0
05/01/24	R17-02D1.22-P-0015-CN	STL County Water	Main	Relocation	1702	MOSL_Crosssett_Dr-90'-8"_DI-RELO	0	0	1.39%	0
07/01/24	R17-02D1.23-P-0016-CN	STL County Water	Main	Relocation	1702	MOSL_LionsChasePh2_6"&8"DI_1446LF_EXTDV	12,404	101	1.39%	172
07/01/24	R17-02D1.23-P-0016-CN	STL County Water	Meters	Relocation	1702	MOSL_LionsChasePh2_6"&8"DI_1446LF_EXTDV	2,385	33	2.40%	57
07/01/24	R17-03D1.22-P-0001-CN	Other MO Water	Main	Relocation	1703	MOSL_WlsCmpWildHrsCkRd_20"DI_1735LF_EXTD	(246,069)	(1,995)	1.39%	(3,420)
Total Relocation CIAC							(231,280)	(2,391)		(3,897)

In-Service							Original Cost	Accum Amort	Amort Rate	Amort Expense
Date	Work Order	Tariff Group	Asset Type	Account	Profit Center	Work Order Description				
05/01/24	R17-02F2.22-P-0012-CN	STL County Water	Hydrants	Replacement	1702	Contributions in Aid of Constructn	(0)	0	1.85%	0
06/01/24	R17-02G1.23-P-0003-CO	STL County Water	Services	Replacement	1702	MOSL_Dade Ave_4_1" Services	6,850	133	2.92%	200
06/01/24	R17-02F2.24-P-0006-CN	STL County Water	Hydrants	Replacement	1702	MOSL_Des-Peres-Pub-Sfty_FH-Reloc-HDP-247	(27,615)	(341)	1.85%	(511)
06/01/24	R17-02F2.24-P-0006-CN	STL County Water	Main	Replacement	1702	MOSL_Des-Peres-Pub-Sfty_FH-Reloc-HDP-247	(3,945)	(37)	1.39%	(55)
06/01/24	R17-11F2.23-P-0002-CN	Other MO Water	Hydrants	Replacement	1711	April CIAC Hydrant	(2,693)	(33)	1.85%	(50)
06/01/24	R17-09F1.24-P-0001	Other MO Water	Hydrants	Replacement	1709	Contributions in Aid of Constructn	289	4	1.85%	5
06/01/24	R17-02B2.23-P-0087	STL County Water	Hydrants	Replacement	1702	Contributions in Aid of Constructn	27	0	1.85%	1
06/01/24	R17-09H1.24-P-0001	Other MO Water	Services	Replacement	1709	Contributions in Aid of Construction	3,360	65	2.92%	98
06/01/24	R17-02F1.24-P-0013	STL County Water	Hydrants	Replacement	1702	Contributions in Aid of Constructn	3,803	47	1.85%	70
07/01/24	R17-02G1.21-P-0005-CO	STL County Water	Services	Replacement	1702	STL-Svc_Line_CIAC_February	6,881	117	2.92%	201
07/01/24	R17-02F2.23-P-0010-CN	STL County Water	Hydrants	Replacement	1702	Contributions in Aid of Constructn	14,981	162	1.85%	277
07/01/24	R17-02F2.23-P-0012-CN	STL County Water	Hydrants	Replacement	1702	MOSL_DueverEST_6"&8"DI_1173LF_EXTDV	10,515	113	1.85%	195
07/01/24	R17-11H1.23-P-0002-CO	Other MO Water	Services	Replacement	1711	MOSL_SpiritVllyBPPH2_12"DI_2496LF_EXTDV	4,927	84	2.92%	144
07/01/24	R17-11F2.23-P-0002-CN	Other MO Water	Hydrants	Replacement	1711	April CIAC Hydrant	0	0	1.85%	0
07/01/24	R17-09F1.24-P-0001	Other MO Water	Hydrants	Replacement	1709	Contributions in Aid of Constructn	4,457	48	1.85%	82
07/01/24	R17-09H1.24-P-0001	Other MO Water	Services	Replacement	1709	Contributions in Aid of Construction	1,448	25	2.92%	42
07/01/24	R17-02F1.24-P-0013	STL County Water	Hydrants	Replacement	1702	Contributions in Aid of Constructn	450	5	1.85%	8
07/01/24	R17-09B1.24-P-0002	Other MO Water	Main	Replacement	1709	Contributions in Aid of Constructn	1,634	13	1.39%	23
07/01/24	R17-02B2.21-P-0299	STL County Water	Hydrants	Replacement	1702	Contributions in Aid of Constructn	2,850	31	1.85%	53
07/01/24	R17-02F1.24-P-0014	STL County Water	Hydrants	Replacement	1702	New Services April 2023	1,908	21	1.85%	35
07/01/24	R17-02C1.24-P-0014	STL County Water	Main	Replacement	1702	Contributions in Aid of Constructn	326	3	1.39%	5
Total Replacement CIAC							30,454	460		824
Total Relocation and Replacement CIAC							(200,826)	(1,931)		(3,074)

Missouri-American Water Company
 WSIRA Reconciliation

Authorized Revenue Through **07/31/24**

	STL County Water	Other Water	Arnold Sewer	Other Sewer	Total
Approved WSIRA Amount ¹					
WSIRA 4	\$21,649,696	\$3,922,187	\$30,471	\$355,386	\$25,957,739
WSIRA 5	16,739,071	3,739,420	10,842	326,600	20,815,934
Total Approved WSIRA	\$38,388,767	\$7,661,607	\$41,313	\$681,986	\$46,773,673
Daily Approved Amount					
WSIRA 4	\$59,314	\$10,746	\$83	\$974	\$71,117
WSIRA 5	45,860	10,245	30	895	57,030
Total Daily Approved WSIRA	\$105,175	\$20,991	\$113	\$1,868	\$128,147
Effective Date					
WSIRA 4	01/20/24	01/20/24	01/20/24	01/20/24	01/20/24
WSIRA 5	07/11/24	07/11/24	07/11/24	07/11/24	07/11/24
Days in Place					
WSIRA 4	194	194	194	194	194
WSIRA 5	21	21	21	21	21
Authorized Revenue					
WSIRA 4	\$11,506,962	\$2,084,669	\$16,195	\$188,890	\$13,796,716
WSIRA 5	963,070	215,145	624	18,791	1,197,629
Total Authorized WSIRA	\$12,470,032	\$2,299,814	\$16,819	\$207,681	\$14,994,345
Total Billed Revenue - 01/20/24 through 07/31/24	\$11,032,258	\$1,738,047	\$4,993	\$56,516	\$12,831,814
Prior Reconciliation Amounts - Shortfall/(Overage)	1,636,687	(632,673)	(22,042)	(259,821)	722,151
Total WSIRA Shortfall / (Overage)	\$3,074,461	(\$70,906)	(\$10,216)	(\$108,656)	\$2,884,682

¹ Approved Amount excludes any reconciliation amounts

Water and Sewer Infrastructure Rate Adjustment (WSIRA)

In 2021 the Missouri Legislature passed a bill to help accelerate the replacement of aging pipes, pumps, and other critical components of water and wastewater systems by allowing for more timely recovery of investments.



How do customers benefit?

Replacing pipes and other key parts of aging water and wastewater systems as they near the end of their life expectancy improves system reliability, efficiency and performance. For example, new water mains are less likely to break and are typically larger in diameter than older mains, which increases water flow to better meet the needs of customers and fire fighters.

Additionally, planned replacement projects allow water companies to coordinate with local governments and large customers to minimize disruptions and maximize resources. For example, planning ahead allows us to replace water mains in conjunction with road repaving projects, target the replacement of lead service lines, and schedule major projects at night and on the weekends to avoid negative business impacts and traffic congestion.

What improvements does it fund?

WSIRA helps fund the replacement of aging pipes, meters, valves, hydrants, service lines, sewer laterals, pumps, mechanical equipment, and system controls. These are all critical components of reliable water and wastewater systems.

How does it work?

A water or wastewater company can request recovery of eligible investments every six months. The replacement projects must be completed and serving customers before they can be included in a filing. Once reviewed and approved by the Missouri Public Service Commission, a small rate adjustment will appear on customers' bills to help pay for the projects.

How will it impact bills?

WSIRA is designed to be more budget-friendly for our customers than the traditional comprehensive rate review process because it allows for smaller, more consistent increases to customers' bills. Because WSIRA adjustments are based on the amount of water used, customers can also lower their bill by using less water—every 1,000 gallons saves approximately \$9. Visit our website for Wise Water Use tips like using water-efficient appliances and only watering your lawn when needed.

How will it help my community?

Reliable water and wastewater systems are key to economic development and community growth. Efficiently replacing aging pipes and other critical assets improves service and reliability, both now and for future generations. These projects also support quality jobs, with an estimated six direct jobs and nine indirect jobs created for every \$1 million invested in water systems.



What are the WSIRA rates?

WSIRA - Water Customers (per 1,000 gallons)

Customer Rate Class	St. Louis County	Other Missouri
Residential & Commercial (Rate A)	\$1.20861	\$0.68534
Sale for Resale (Rate B)	\$0.37199	\$0.17594
Large Industrial (Rate J)	\$0.26211	\$0.22596

WSIRA – Sewer Customers (Percent of Total Bill)

Customer Rate Class	Arnold	Other Missouri
All Users	0.2902%	3.3507%

[CLICK HERE FOR MORE INFORMATION ABOUT THE WSIRA PROGRAM.](#)

**Missouri American Water Company
2024 WSIRA Filing
Instructions for Call Center Personnel**

- 1) Each Call Center personnel will be required to read and be familiar with the WSIRA Filing and Reporting Requirements.
- 2) Call Center personnel will be required to respond to customer inquiries regarding the following:
 - a. Benefits of WSIRA Program
 - b. Proposed and authorized WSIRA rates
 - c. Calculation of WSIRA
 - d. Effective date of WSIRA
 - e. How long the rate will be in effect
- 3) Call Center personnel will understand the general nature of the WSIRA projects which will complement questions regarding the benefits of the program.

Missouri American Water

Initial WSIRA Customer Notice

SAMPLE WSIRA BILL MESSAGE – WATER

Effective 07/11/24, the Water and Sewer Infrastructure Rate Adjustment (WSIRA) per 1,000 gallons is \$1.2086 for Rate A (residential & commercial), \$0.3720 for Rate B (sale for resale), and \$0.2621 for Rate J (large industrial). The WSIRA funds completed water infrastructure replacements and related improvements for our Missouri customers. WSIRA is implemented pursuant to Sections 393.1500 through 393.1509, RSMo. Additional information is available on our website at www.missouriamwater.com

SAMPLE WSIRA BILL MESSAGE – SEWER

Effective 07/11/24, the Water and Sewer Infrastructure Rate Adjustment (WSIRA) for sewer customers will be 3.3507% of the total customer bill, before taxes. The WSIRA funds completed sewer infrastructure replacements and related improvements for our Missouri customers. WSIRA is implemented pursuant to Sections 393.1500 through 393.1509, RSMo. Additional information is available on our website at www.missouriamwater.com

INVESTING IN WATER AND WASTEWATER SYSTEMS



INFRASTRUCTURE INVESTMENT

The Missouri Water and Sewer Infrastructure Act (WSIRA) surcharge has funded over \$900 million in water and sewer system improvements since 2021.

The WSIRA charge on your water and/or wastewater bill helps fund completed improvements to the vast network of pipelines, fire hydrants, sewers and other critical components of our water and sewer systems. These ongoing improvements are designed to enhance system reliability, resiliency, and fire protection for residents and businesses in the communities we serve.

The typical residential water customer using 5,000 gallons per month pays an average WSIRA charge of \$6.21 per month in St. Louis County, and \$3.43 outside of St. Louis County. The WSIRA charge for wastewater customers is a percentage of the total bill: 0.2902% for customers in Arnold and 3.3507% for sewer customers outside of Arnold.

WSIRA WATER RATES (per 1,000 Gallons)

Customer Class	St. Louis County	Other Missouri
Residential, Commercial and Public Authority (Rate A)	\$1.20861	\$0.68534
Sale of Water for Resale (Rate B)	\$0.37199	\$0.17594
Large Quantity Users (Rate J)	\$0.26211	\$0.22596

WSIRA WASTEWATER RATES (Percent of Total Bill)

Customer Class	Arnold	Other Missouri
All users	0.2902%	3.3507%

WSIRA is implemented pursuant to section 393.1500 through 393.1509, RSMo.

Missouri American Water maintains more than 7,000 miles of pipeline and 46,000 fire hydrants in more than 30 counties across the state. The WSIRA program helps accelerate our replacement of aging infrastructure to improve system reliability. Check out our Pipe Replacement Map at missouriamwater.com to see projects in your neighborhood.

Missouri American Water is proud to serve approximately 1.6 million Missourians with safe, clean, reliable and affordable water and/or wastewater service.

INFRASTRUCTURE. ONE MORE WAY WE KEEP LIFE FLOWING.



WE KEEP LIFE FLOWING™

Service Address:



THANK YOU FOR BEING OUR CUSTOMER

Important Account Messages

- Thank you for being a long time customer! We work hard every day to deliver water service that is safe, reliable, and affordable -- our customers deserve nothing less.
• Want more convenience and less clutter? Try paperless billing. We send an email when your bill is available for viewing and include an option to pay. It's simple to sign up, just register or log into My Account at amwater.com/myaccount and make the selection for paperless billing.

For more information, visit www.missouriamwater.com

View your account information or pay your bill anytime at: www.amwater.com/MyAccount

Pay by Phone*: Pay anytime at 1-855-748-6066

Customer Service: 1-866-430-0820 M-F 7:00am to 7:00pm - Emergencies 24/7

MISSOURI AMERICAN WATER PO BOX 6029 CAROL STREAM, IL 60197-6029

Please return bottom portion with your payment. DO NOT send cash. Retain upper portion for your records.



P.O. BOX 91623 RANTOUL, IL 61866-8623

Service to: [Redacted]



Statement

Account No. 1017-[Redacted]

Table with 2 columns: Description, Amount. Total Amount Due: \$94.20, Payment Due By: May 19, 2023

Billing Date: April 27, 2023
Service Period: Mar 30 to Apr 26 (28 Days)
Total Gallons: 5,400

Account Summary - See page 3 for Account Detail

Table with 2 columns: Description, Amount. Rows include Prior Billing (\$82.20), Payments - Thank You (\$82.20), Balance Forward (\$0.00), Service Related Charges (\$93.06), Pass Through Charges (\$0.44), Taxes (\$0.70), Total Amount Due (\$94.20)

Account No. 1017-[Redacted]

Table with 2 columns: Description, Amount. Total Amount Due: \$94.20, Payment Due By: May 19, 2023

If paying after 5/19/23, pay this amount: \$95.62

Amount Enclosed \$ [Redacted]

MISSOURI AMERICAN WATER PO BOX 6029 CAROL STREAM, IL 60197-6029

Messages from Missouri American Water

- *****IMPORTANT WATER QUALITY MESSAGE:** Your annual Water Quality Report can be viewed electronically at <http://www.amwater.com/ccr/Lawson.pdf>. If you prefer a paper copy to be sent to you, please contact our Customer Service Center at 1-866-430-0820.
- Effective 01/16/23, the Water and Sewer Infrastructure Rate Adjustment (WSIRA) per 1,000 gallons is \$0.7058 for Rate A (residential & commercial), \$0.2274 for Rate B (sale for resale), and \$0.2465 for Rate J (large industrial). The WSIRA funds completed water infrastructure replacements and related improvements for our Missouri customers. WSIRA is implemented pursuant to Sections 393.1500 through 393.1509, RSMo. Additional information is available on our website at www.missouriamwater.com

STAY ALERT WHEN WE'RE AT WORK

Each year, we invest millions in our infrastructure. That means we're on the road quite a bit.

Please keep yourself and our crews safe by slowing down, giving yourself some space, and staying alert when you see us at work.



CUSTOMER SERVICE: 1-866-430-0820
 HOURS: M-F, 7am-7pm ▪ Emergencies: 24/7
 TTY/TDD FOR THE HEARING IMPAIRED: 711
 (and then reference Customer Service number listed above)

SERVICES

- **Go Paperless:** Save time. Save money. Sign up for **Paperless Billing and Auto Pay** on MyWater at amwater.com/mywater. Not registered? Log in and be sure to have your account number handy.
- **Water Quality:** We take water quality seriously. When it comes to complying with federal drinking water standards, we consistently score better than the industry average. For a copy of the annual water quality report for your area, visit missouriamwater.com. Under Water Quality, select Water Quality Reports.
- **H₂O Help To Others:** H₂O Help to Others is an emergency assistance program created by Missouri American Water and Missouri's Community Action Agencies. The program helps provide supplemental funding to Missouri American Water customers who would otherwise have trouble paying their bills. H₂O Help to Others is supported by contributions from Missouri American Water and voluntary contributions from customers.
- **Northwest Low Income Rate:** To qualify for assistance, customers must be eligible for gas and/or electric utility assistance through the Low-Income Home Energy Assistance Program, or LIHEAP. Customers who qualify will see a reduction on the fixed rate, or customer charge portion of their bill. This reduction is approximately a discount of 80 percent. The usage charge is not affected by

the special rate. Customers can contact their local community action agency for more information.

EXPLANATION OF OTHER TERMS

- **Payment by Check:** Paying by check authorizes American Water to send the information from your check electronically to your bank for payment. The transaction will appear on your bank statement. The physical check will not be presented to your financial institution or returned to you.
- **Estimated Bill:** This occurs when we are unable to read the water meter. Your usage from the same billing period the prior year is used to calculate the estimated bill. The next actual meter reading corrects any over or under estimates.
- **Disputes:** If you have questions or complaints about your bill, please call us at 1-866-430-0820 before the due date. If your bill is unusually high, it may indicate that there is a leak in your plumbing. For tips on how to detect leaks and use water wisely, visit us online. You'll find helpful tools under the Water Information menu. Every drop counts!
- **Rates:** A detailed listing of charges that make up your bill is available upon request by contacting Customer Service or visiting us online at missouriamwater.com. Under Customer Service & Billing, select Your Water and Sewer Rates.
- **Correspondence:** Please send written correspondence to PO Box 2798, Camden, NJ 08101. Be sure to include your name, account number, service address, mailing address and phone number including area code. Please do not send correspondence with your payment, as it may delay processing your payment and correspondence.

H2O HELP TO OTHERS PROGRAM - lend a hand to customers in need

I'm adding a one time contribution of \$_____ with my payment.

I'd like to add a recurring contribution to each bill of \$_____. I understand this amount will be added to each bill.

Address Change(s)

Name _____

Address _____

City _____

State _____ Zip Code _____

(_____) _____ Mobile Number

Phone Number _____

E-mail Address _____

Other ways to pay your bill

- Auto Pay**
- Online**
- In Person**

Save time and money. Enroll in Auto Pay, and your bill will be paid on time, every time, directly from your bank account on the due date. No stamps required!

With My Account, you can pay your bill anytime, anywhere. Registration is fast and easy. Visit www.amwater.com/MyAccount or pay without registration at www.amwater.com/billpay (fee may apply).

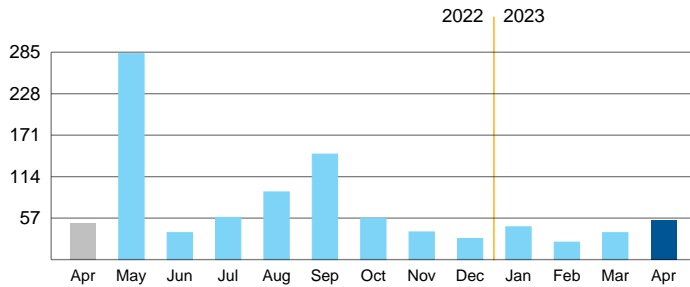
We have agreements with several authorized payment locations in our service areas. Visit our website to find one near you.

Meter Reading and Usage Summary

Meter No.	Measure	Size	From Date	To Date	Previous Read	Current Read	Meter Units	Billing Units	Total Gallons
█	100 gal	5/8"	03/30/2023	04/26/2023	1,089 (A)	1,143 (A)	54	54.00	5,400
A = Actual E = Estimate			1 Billing Unit = 100 gallons				Total Gallons:		5,400

Billed Usage History (graph shown in 100 gallons)

- 5,400 gallons = usage for this period
- 5,000 gallons = usage for same period last year



Next Scheduled Read Date: on or about May 25, 2023
Account Type: Residential

Average daily use for this period is:
(28 days)

193
gallons

Year to Date Billed Usage: 16,000 gallons

Account Detail

Account No. 1017-█

Service To: █	
Prior Billing	82.20
Payments	-82.20
Total payments as of Apr 19. Thank you!	
Balance Forward	0.00
Service Related Charges - 03/30/23 to 04/26/23	
Water Service	46.54
Water Service Charge	9.00
Water Usage Charge (54 x \$0.62469)	33.73
WSIRA Surcharge (54 x \$0.07058)	3.81
Wastewater Service	46.52
Wastewater Service Charge	44.03
WSIRA Surcharge (\$44.03 x 5.6572%)	2.49
Wastewater Use Charge (10 x \$0.00)	0.00
(44 x \$0.00)	0.00
Total Service Related Charges	93.06
Pass Through Charges	0.44
Water Primacy Fee (1 x \$0.44)	0.44
Taxes	0.70
City Sales Tax	0.70
Total Current Period Charges	94.20

Total Amount Due  **\$94.20**

Understanding Your Bill

The information below defines some of the new terms you may find on your bill:

- Service Related Charges:** This section includes charges for services related to water (or wastewater) service. If applicable, credits and debits for correction to previously billed charges are itemized in this section.
- Fees and Adjustments:** This section provides details related to additional charges or adjustments for the service period referenced. Fees, when applicable, would include items such as service activation and late payment charges.
- Surcharges:** Surcharges are used to recover changes to costs that occur between ratemaking cycles. Common surcharges include Purchased Water, Consolidated Expenses, Conservation, Intervenor Compensation and Payment Assistance.
- Billing Units:** One billing unit equals 100 gallons of water used. If the meter serving your property measures your water use in cubic feet or a different unit of measure, we convert the usage to gallons to make it easier to understand.
- Average Daily Use:** The gallons shown in the water droplet above represent your average daily water use for the current billing period. Tracking the amount of water you use can help you manage your overall water use from month to month.
- Still have questions?** We are here to help. Our customer service representatives are available M–F, 7 a.m. to 7 p.m. More information on understanding your bill and charges can also be found on our website. See the link below.

Para obtener asistencia con la traducción de su factura, comuníquese con nuestro Centro de Servicio al Cliente, de lunes a viernes de 7 a.m. a 7 p.m.

For more information about your charges and rates, please visit: <https://amwater.com/moaw/rates>

- Effective 01/16/23, the Water and Sewer Infrastructure Rate Adjustment (WSIRA) for sewer customers will be 5.6572% of the total customer bill, before taxes. The WSIRA funds completed sewer infrastructure replacements and related improvements for our Missouri customers. WSIRA is implemented pursuant to Sections 393.1500 through 393.1509, RSMo. Additional information is available on our website at www.missouriamwater.com

Bill Inserts and Important Notices

We encourage you to click the link(s) below to view any bill inserts and other important notices you would have received with your printed bill.

<https://amwater.com/files/OAMO43.pdf>