

# Holtgrewe Farms Sewer, LLC

## Company Full Certificated Name

*Do not abbreviate; include any Commission approved AKA/DBA/Fictitious Name, if applicable.*

## WATER and/or SEWER ANNUAL REPORT

### SMALL COMPANY

*(Fewer than 8,000 customers)*

## TO THE MISSOURI PUBLIC SERVICE COMMISSION

January 1 - December 31, 2024

**This filing is required pursuant to Commission Rules 20 CSR 4240-10.145 and/or Section 393.140 RSMo.**

**Please indicate which type of service the Company is certificated to provide by checking the appropriate box(es). *(Check all that apply.)***

- Water Service Provider**
- Sewer Service Provider**

**Please choose one of the following filing type options:**

- Public Submission** (NOT Confidential)
- Non-Public Submission** (CONFIDENTIAL / Filed Under Seal)  
For this filing to be considered confidential, additional submission of materials is required pursuant to Commission Rule 20 CSR 4240-2.135.

*(To be used when filing under seal.)*

For the calendar year of January 1 - December 31, 2024

2 **Company Name:** Holtgrewe Farms Sewer, LLC  
 2a **Parent Company Name:** \_\_\_\_\_  
*(if applicable)*  
 3 **Company Mailing Address:** 109 N Oak St - Union, MO 63084  
 4 **Company Street Address:** 109 N Oak St - Union, MO 63084  
 5 **Company Phone Number:** 636-583-4311  
 6 **Company E-mail Address:** office@bequettehomes.com

7 **Name, title, address, phone number, and e-mail of person(s) to contact concerning information contained in this report:**

7a	<u>Anthony Bequette, Member</u>	_____
	Name/Title	Name/Title
7b	<u>109 N Oak St</u>	_____
	Mailing Address	Mailing Address
7c	<u>109 N Oak St</u>	_____
	Street Address	Street Address
7d	<u>Union MO 63084</u>	_____
	City State Zip	City State Zip
7e	<u>636-583-4311</u>	_____
	Telephone Number	Telephone Number
7f	<u><a href="mailto:office@bequettehomes.com">office@bequettehomes.com</a></u>	_____
	E-mail Address	E-mail Address

8 Provide the **Total Company and** gross intrastate **Operating Revenues** (i.e., Missouri Jurisdictional) for Calendar Year 2024 .

( BOTH COLUMNS MUST BE COMPLETED)

<b>Water Revenues</b>	**	<b>MO Jurisdictional</b>	**	**	<b>Total Company</b>	**
9 Total Operating Revenues <i>(From Pg. W-2, Line 22)</i>		\$ -				
10 Total Non-Tariffed Revenues <i>(Pg. W-2, Line 25)</i>		\$ -				
11 <b>TOTAL REVENUES</b> <i>(From Pg. W-2, line 26)</i>		\$ -			\$ -	

(Total MO Jurisdictional Revenue (Line 11 above) should match Statement of Revenue - MoPSC Assessment).

<b>Sewer Revenues</b>	**	<b>MO Jurisdictional</b>	**	**	<b>Total Company</b>	**
12 Total Operating Revenues <i>(From Pg. S-2, Line 22)</i>		\$ 20,763			\$ 20,763	
13 Total Non-Tariffed Revenues <i>(From Pg. S-2, Line 25)</i>		\$ -				
14 <b>TOTAL REVENUES</b> <i>(From Pg. S-2, Line 26)</i>		\$ 20,763			\$ 20,763	

(Total MO Jurisdictional Revenue (Line 14 above) should match Statement of Revenue - MoPSC Assessment).

- Indicates a link to or from another worksheet within workbook
- Indicates formula cell(s)

\_\_\_\_\_  
 (To be used when filing under seal.)

1

For the calendar year of January 1 - December 31, 2024

2 Company Name: Holtgrewe Farms Sewer, LLC

**CAPITAL STOCK (COMMON AND PREFERRED)**

	Class and Series of Stock (a)	Total Number of Shares Authorized (b)	Par or Stated Value Per Share (c)	Total Number of Shares Issued (d)	Current Book Value of Issued Shares of Stock (e)
3	N/A				\$ -
4					\$ -
5					\$ -
6					\$ -
7					\$ -
8	<b>Total Value</b>				\$ -

**SECURITY HOLDERS AND VOTING POWERS**

Report below the **NAMES** and **ADDRESSES** of the 10 stockholders who, at the end of the year, had the greatest voting powers in the respondent, **AND STATE THE NUMBER OF VOTES** each would have had a right to cast on that date. If any such holder held in trust, give the nature of the trust and the beneficial owner. Show also total votes of **ALL** securities with voting powers.

	Names and Addresses (a)	Number of Votes (b)
9	N/A	
10		
11		
12		
13		
14		
15		
16		
17	<b>Total Number of Votes Held by Above</b>	
18	<b>Total Number of Votes of All Securities with Voting Rights</b>	

Identify the principal or general officers of the company at the end of the year. Please include an additional sheet, if enough space is not provided on this page, to completely provide the requested information.

	Title of General Officer(s)	Name of Person Holding Office
19	Managing Member	Anthony J. Bequette
20		
21		
22		
23		
24		

Indicates formula cell(s)



(To be used when filing under seal.)

1 For the calendar year of January 1 - December 31, 2024

2 Company Name: Holtgrewe Farms Sewer, LLC

3 This Utility Company is a: (Check the appropriate box.)

- C-Corporation       S-Corporation       Sole Proprietorship  
 Partnership       LLC       LP  
 Other (Please explain)

4 If different than certificated name listed above (e.g., parent corporation name) or if 'Other' is identified, explain:

5 Name of state under the laws of which respondent is incorporated and date of incorporation. If incorporated under a specific law, give reference of such law. If not incorporated, state the fact and give the type of organization and date organized.  

**Missouri LLC - February 2010**

6 Describe **MAJOR** transactions occurring during the year which will have a effect on operations, such as rate changes, replacement of major equipment and other abnormal cash expenditures of \$250 or more. (*Dollar amounts to be recorded on Page W-5 and/or Page S-4, columns d.*)

- 7 \_\_\_\_\_
- 8 \_\_\_\_\_
- 9 \_\_\_\_\_
- 10 \_\_\_\_\_
- 11 \_\_\_\_\_
- 12 \_\_\_\_\_
- 13 \_\_\_\_\_
- 14 \_\_\_\_\_
- 15 \_\_\_\_\_
- 16 \_\_\_\_\_
- 17 \_\_\_\_\_
- 18 \_\_\_\_\_
- 19 \_\_\_\_\_
- 20 \_\_\_\_\_
- 21 \_\_\_\_\_
- 22 \_\_\_\_\_
- 23 \_\_\_\_\_
- 24 \_\_\_\_\_
- 25 \_\_\_\_\_
- 26 \_\_\_\_\_
- 27 \_\_\_\_\_
- 28 \_\_\_\_\_
- 29 \_\_\_\_\_
- 30 \_\_\_\_\_

▼  
(To be used when filing under seal.)

1 For the calendar year of January 1 - December 31, 2024

2 Company Name: Holtgrewe Farms Sewer, LLC

**NOTE: Please do not try to type over formulas. Totals will calculate automatically in this spreadsheet.**

**BALANCE SHEET**  
**WATER AND SEWER OPERATIONS**  
**ASSETS**

	Account Description (a)	**	Amount (b)	**
3	Water Plant In Service (From Pg. W-5)		\$ -	
4	LESS: Water Depreciation Reserve (From Pg. W-5)		\$ -	
5	Net Water Plant in Service (Line 3 <b>MINUS</b> Line 4)		\$ -	
6	Water Materials and Supplies			
7	Water Construction Work in Progress			
8	Water Plant Held for Future Use			
9	Water Plant Acquisition Adjustment			
10	Sewer Plant in Service (From Pg. S-4)		\$ 56,244	
11	LESS: Sewer Depreciation Reserve (From Pg. S-4)		\$ 31,584	
12	Net Sewer Plant in Service (Line 10 <b>MINUS</b> Line 11)		\$ 24,660	
13	Sewer Materials and Supplies			
14	Sewer Construction Work in Progress			
15	Sewer Plant Held for Future Use			
16	Sewer Plant Acquisition Adjustment			
17	Other Plant			
18	Cash			
19	Accounts Receivable (i.e., Amounts due from customers or other parties.)			
20	Other Assets			
21	<b>Total Assets*</b>		<b>\$ 24,660</b>	

\* Total Assets should balance with Total Equity and Liabilities on Page 5 (see instructions).  
**Difference between Equity & Liabilities and Assets (from Pg. 5).**

- Indicates a link to another worksheet within workbook
- Indicates formula cell(s)

(To be used when filing under seal.)

2 Company Name: Holtgrewe Farms Sewer, LLC

**NOTE: Please do not try to type over formulas. Totals will calculate automatically in this spreadsheet.**

**BALANCE SHEET**  
**WATER AND SEWER OPERATIONS**  
**EQUITY AND LIABILITIES**

	Account Description (a)		Amount (b)	
3	Capital Stock (From Page 2)		\$ -	
4	Retained Earnings		\$ (21,481)	
5	Long-Term Debt (banks, etc.- over 1 year) (From Pg. 9)		\$ -	
6	Short-Term Debt (banks, etc.- less than 1 year) (From Pg. 9)		\$ -	
7	Water Customer Deposits			
8	Water Advances for Construction			
9	Water Contributions In Aid of Construction (From Pg. 8, Line 16)		\$ -	
10	LESS: Water Amortization of Contributions In Aid of Construction (From Page 8, line 24)		\$ -	
11	Net Water Contributions In Aid of Construction (i.e., Line 9 <b>MINUS</b> Line 10)		\$ -	
12	Sewer Customer Deposits			
13	Sewer Advances for Construction			
14	Sewer Contributions In Aid of Construction (From Pg. 8, Line 16)		\$ 70,400	
15	LESS: Sewer Amortization of Contributions In Aid of Construction (From Page 8, line 24)		\$ 24,259	
16	Net Sewer Contributions In Aid of Construction (i.e., Line 14 <b>MINUS</b> Line 15)		\$ 46,141	
17	Deferred Taxes - ITC			
18	Deferred Taxes - Other			
19	Accounts Payable; (Amounts owed to other parties; other than debt listed above.)			
20	Other Liabilities			
21	<b>Total Equity and Liabilities*</b>		<b>\$ 24,660</b>	

\* Total Equity and Liabilities should balance with Total Assets on Pg. 4 (see instructions).  
 Difference between Equity & Liabilities and Assets (From Pg. 4).

- Indicates a link to another worksheet within workbook
- Indicates formula cell(s)

▼

(To be used when filing under seal.)





1  
2 Company Name: **Holtgrewe Farms Sewer, LLC**

**CONTRIBUTIONS IN AID OF CONSTRUCTION**

**INSTRUCTIONS:** This account shall include donations or contributions in cash, services, or property for construction purposes. The records supporting the entries to this account shall be so kept that the utility can furnish information as to the purpose of each donation, the conditions, if any, upon which it was made, the amount of each donation, and the amount applicable to each utility department. The credits (deductions) to this account shall not be transferred to any other account without the approval of the Commission.

(a)	Water (b)	Sewer (c)
3 Balance at Beginning of Year <i>(From last years report, Pg. 8)</i>		\$ 70,400
4 <b>PLUS:</b> Additions During the Year <i>(Please provide a detailed explanation.)</i>		
5		
6		
7		
8		
9 <b>Total Additions</b>	\$ -	\$ -
10 <b>LESS:</b> Deductions During the Year <i>(Please provide a detailed explanation.)</i>		
11		
12		
13 Retire and cap off service connection, but no connection fee money returned = no entry here		
14		
15 <b>Total Deductions</b>	\$ -	\$ -
16 Balance at End of Year	\$ -	\$ 70,400
	<i>(Total to Pg. 5)</i>	<i>(Total to Pg. 5)</i>

**AMORTIZATION OF CONTRIBUTIONS IN AID OF CONSTRUCTION**

*(Please identify as Account Number 271A)*

17 **PLEASE CHOOSE FROM THE DROP DOWN BOX WHICH METHOD THE UTILITY UTILIZES FOR ITS RECORDS.**

Distribution Method



**Distribution Method**

(a)	Water (b)	Sewer (c)
18 Balance of Amortization at First of Year <i>(not Total of CIAC line 3)</i>		\$ 22,189
19 <b>Total Contributions in Aid at End of Year</b> <i>(see above)</i>	\$ -	\$ 70,400
20 <b>Total Plant in Service at End of Year</b> <i>(From Pg. W-5 or S-4)</i>	\$ -	\$ 56,244
21 Percentage Contributions to Plant	0.00%	125.17%
22 <b>Total Depreciation Expense</b> <i>(From Pg. W-5 or S-4)</i>	\$ -	\$ 1,654
23 <b>Total Amortization of Contributions</b> <i>(To Pg. W-1, S-1)</i>	\$ -	\$ 2,070
24 Balance at End of Year	\$ -	\$ 24,259
	<i>(Total to Pg. 5)</i>	<i>(Total to Pg. 5)</i>

**OR**

**Attached Method**

(a)	Water (b)	Sewer (c)
25 Balance of Amortization at First of Year <i>(not Total of CIAC Line 3)</i>		
26 <b>Total Amortization of Contributions</b> <i>(To Pg. W-1, S-1)</i>		
27 Balance at End of Year		
	<i>(Total to Pg. 5)</i>	<i>(Total to Pg. 5)</i>

 Indicates a link to another worksheet within workbook  
 Indicates formula cell(s)

*(To be used when filing under seal.)*

**INTEREST EXPENSE, NOTES PAYABLE, BONDS, BANK LOANS AND OTHER DEBTS**

**INSTRUCTIONS:** Please report information for the **current annual reporting** year. List each separate item of debt. Please identify the named borrower for each debt, if different from the company. Show principal amount to which each interest rate applies. Include all items on which interest was paid during the year. Use additional worksheets if necessary.

1  
2 Company Name:

	Type of Debt <i>(i.e., Notes Payable, Bonds, Bank Loans, Shareholder Loans, Affiliate Loans, etc.)</i> (a)	Contact Information of Each Lender <i>(Name, Address, Phone No., Email)</i> (b)	Origination Date (c)	Initial Loan Amount (d)	Interest Rate (e)	Type of Interest Rate: (Fixed, Variable) (f)	Frequency of Payments <i>(Semi-Monthly, Monthly, Quarterly, Annually, etc.)</i> (g)	Balance of Loan at Year End		Date of Maturity (j)	Debt Paid off During Year? Y or N (k)	Total Interest Paid During the Year (l)	Interest Paid - Charged To:			
								Long Term Debt <i>(Over one year.)</i> (h)	Short Term Debt <i>(Less than one year.)</i> (i)				Water Utility (m)	Sewer Utility (n)		
3																
4																
5																
6																
7																
8																
9	<b>Total</b>							\$ -	\$ -			\$ -	\$ -	\$ -		
								<i>(Totals to Page 5)</i>				<i>(Total to Pg. W-1)</i>		<i>(Total to Pg. S-1)</i>		

Holtgreave Farms Sewer, LLC

For the calendar year of January 1 - December 31, 2024

10 If the answer to column (f) is variable, please explain the method used for the interest rate calculation below with corresponding line number from above.



Page 9


Indicates formula cell(s)

(To be used when filing under seal.)

**SEWER OPERATING REVENUES, EXPENSES AND STATISTICS**

	Description (a)	Amount (b)
3	<b>Total Revenues</b> <i>(From Page S-2)</i>	\$ 20,763
	<b><u>Operating Expenses</u></b>	
4	Salaries & Wages <i>(From Pg. 6)</i>	\$ -
5	Employee Pensions and Benefits	
6	Purchased Water	
7	Plant Operations Expenses <i>(From Pg. S-3)</i>	\$ 3,089
8	Billing Expenses	
9	Supplies and Expenses	\$ 386
10	Transportation Expenses	
11	Rent Expense	
12	Insurance Expense	\$ 1,105
13	Outside Services Employed <i>(e.g., Legal, Accounting, etc.) (From Pg. 7)</i>	\$ -
14	Regulatory Commission Expenses	\$ 1,157
15	Depreciation Expense <i>(From Pg. S-4)</i>	\$ 1,654
16	Amoritization of Contributions in Aid of Construction <i>(From Pg. 8)</i>	\$ (2,070)
17	Amortization Expense	
18	Tax Expenses <i>(From Pg. S-3)</i>	\$ -
19	Interest Expense <i>(From Pg. 9)</i>	\$ -
20	Other Expenses	
21	<b>Total Operating Expenses</b>	\$ 5,321
22	<b>Net Income (Loss)</b> - <i>(A negative number indicated by ( ) represents a loss.)</i>	\$ 15,443

 Indicates a link to another worksheet within workbook  
 Indicates formula cell(s)

  
 (To be used when filing under seal.)

2 Company Name: **Holtgrewe Farms Sewer, LLC**

**SEWER OPERATING REVENUES, EXPENSES AND STATISTICS (Continued)**

(Please indicate if metered amounts are in cubic feet measurements.)

Description of Revenues (a)	No. of Customers		No. of Gallons Sold (000's Omitted) (d)	Revenue Amount (e)
	Beginning of Year (b)	End of Year (c)		
<b><u>Flat Rate Sales</u></b>				
3 Residential - Single Family	44	44	XXXX	\$ 20,763
4 Residential - Apartments			XXXX	
5 Residential - Mobile Homes			XXXX	
6 Commercial			XXXX	
7 Other Sales to Public Authorities			XXXX	
8 Other			XXXX	
9 <b>Total Unmetered Sales</b>	<b>44</b>	<b>44</b>	<b>XXXX</b>	<b>\$ 20,763</b>
<b><u>Metered Sales Based on Gallon Usage</u></b>				
10 Residential - Single Family				
11 Residential - Apartments				
12 Residential - Mobile Homes				
13 Commercial				
14 Other Sales to Public Authorities				
15 Other				
16 <b>Total Metered Sales</b>	<b>0</b>	<b>0</b>	<b>0</b>	<b>\$ -</b>
<b><u>Tariffed Operating Revenues</u></b>				
17 Late Payment Fees				
18 Returned Check Fees				
19 Inspection Fees				
20 Reconnect Fees				
21 Other Revenue				
22 <b>Total Operating Revenues (From Tariffed Services)(To Pg. 1, Line 12)</b>				<b>\$ 20,763</b>
<b><u>Non-Tariffed Revenues</u></b>				
23 Rent Income				
24 Other Income (e.g., from Merchandising, Jobbing & Contract Work, etc.)				
25 <b>Total Non-Tariffed Revenues (To Pg. 1, Line 13)</b>				<b>\$ -</b>
26 <b>Total Revenues * (To Pg. 1, Line 14)</b>				<b>\$ 20,763</b>
				(Totals to Pg. 1, Pg. S-1)

\* Total Revenues should match Statement of Revenue (MOPSC Assessment).

- Indicates a link to another worksheet within workbook
- Indicates formula cell(s)

(To be used when filing under seal.)


1

For the calendar year of January 1 - December 31, 2024

2 Company Name: **Holtgrewe Farms Sewer, LLC**

**SEWER OPERATING REVENUES, EXPENSES AND STATISTICS (Continued)**

	Description (a)	Amount (b)
	<b><u>Plant Operations Expenses</u></b>	
3	Contracted Maintenance Expenses	
4	Repairs of Sewer Plant - Pump Repair	
5	Repairs of Sewer Plant - Treatment Repair	\$ 538
6	Repairs of Sewer Plant - Collecting Sewers and Manhole Repair	
7	Repairs of Sewer Plant - Equipment Repair	
8	Repairs of Sewer Plant - Other	
9	Utility Bills	\$ 1,756
10	Chemicals	
11	Sludge Hauling Expenses	
12	Effluent Testing Expenses	\$ 795
13	Other Plant Operations Expenses	
14	<b>Total Plant Operations Expenses</b>	<b>\$ 3,089</b>
		<i>(Total to Pg. S-1)</i>
	<b><u>Tax Expenses</u></b>	
15	Tax Expense - Property Taxes	
16	Tax Expense - Payroll Taxes	
17	Tax Expense - Franchise Taxes	
18	Tax Expense - Other Taxes	
19	Tax Expense - Federal Income Taxes	
20	Tax Expense - State Income Taxes	
21	Tax Expense - Investment Tax Credits	
22	<b>Total Tax Expenses</b>	<b>\$ -</b>
		<i>(Total to Pg. S-1)</i>

 Indicates formula cell(s)

▼

(To be used when filing under seal.)

1  
2 Company Name:

**Holtgrewe Farms Sewer, LLC**

**SEWER UTILITY PLANT IN SERVICE**

**DEPRECIATION EXPENSES AND RESERVE - SEWER UTILITY PLANT**

Account Description (A)	USOA Account No. Class: B, C or D (B)	Plant Balance at Beginning of Year (C)	Additions During the Year (D)	Book Cost of Plant Retired* (E)	Cost of Removal* (F)	Salvage Credit* (G)	Plant Balance at End of Year (C+D-E) (H)	Reserve Balance at Beginning of Year (I)	Annual Depreciation Rate % (J)	Depreciation Expense** J*(C+H)/2 (K)	Reserve Balance at END of Year (I-E-F+G+K) (L)
				Retirement of Property							
<b><u>Intangible Plant</u></b>											
3 Organization	301	301					0				0
4 Franchise and Consents	302	302					0				0
5 Miscellaneous Intangible Plant	303	303					0				0
<b><u>Land &amp; Structures</u></b>											
6 Land and Land Rights	none	310					0				0
7 Structures and Improvements	none	311					0				0
<b><u>Collection Plant</u></b>											
8 Land and Land Rights	350	none					0				0
9 Structures and Improvements	351	none					0				0
10 Collection Sewer - Force	352.1	352.1					0				0
11 Collection Sewer - Gravity	352.2	352.2					0				0
12 Other Collection Plant Facilities	353	353					0				0
13 Services to Customers	354	354					0				0
14 Flow Measuring Devices	355	355					0				0
<b><u>Pumping Plant</u></b>											
15 Land and Land Rights	360	none	25,994				25,994	11,239	3.80%	988	12,227
16 Structures and Improvements	361	none	4,150				4,150	1,992	4.00%	166	2,158
17 Receiving Wells and Pump Pits	362	362	10,700				10,700	10,700	0.00%	0	10,700
18 Other Pumping Equipment	363	363					0	0			0
<b><u>Treatment &amp; Disposal</u></b>											
19 Land and Land Rights	370	none					0	0			0
20 Structures and Improvements	371	none					0	0			0
21 Oxidation Lagoon	none	372	2,610				2,610	1,250	4.00%	104	1,355
22 Treatment & Disposal Equipment	372	373					0	0			0

Company Name: **Holtgrewe Farms Sewer, LLC**

**SEWER UTILITY PLANT IN SERVICE**

**DEPRECIATION EXPENSES AND RESERVE - SEWER UTILITY PLANT**

Account Description (A)	USOA Account No. Class: B, C or D (B)		Plant Balance at Beginning of Year (C)	Additions During the Year (D)	Book Cost of Plant Retired* (E)	Cost of Removal* (F)	Salvage Credit* (G)	Plant Balance at End of Year (C+D-E) (H)	Reserve Balance at Beginning of Year (I)	Annual Depreciation Rate % (J)	Depreciation Expense** J*(C+H)/2 (K)	Reserve Balance at END of Year (I-E-F+G+K) (L)
	Retirement of Property											
23 Sewer Collection (Septic) Tanks	372.1	373.1	3,030					3,030	1,822	5.00%	152	1,973
24 Plant Sewer	373	374						0				0
25 Outfall Sewer Lines	374	375						0				0
26 Other Treatment & Disposal Plant Equipment	375	376						0				0
<b>General Plant</b>												
27 Land and Land Rights	389	none	9,760					9,760	2,928	2.50%	244	3,172
28 Structures and Improvements	390	none						0				0
29 Office Furniture and Equipment	391	391						0				0
30 Office Computer & Electronic Equipment	391.1	391.1						0				0
31 Transportation Equipment	392	392						0				0
32 Other General Equipment	none	393						0				0
33 Stores Equipment	393	none						0				0
34 Tools, Shop and Garage Equipment	394	none						0				0
35 Laboratory Equipment	395	none						0				0
36 Power-operated Equipment	396	none						0				0
37 Communication Equipment	397	none						0				0
38 Miscellaneous Equipment	398	none						0				0
39 Total Sewer Utility Plant In Service	<b>Totals</b>		56,244	0	0	0	0	56,244	29,931		1,654	31,584
								(Total to Pg. 4 & Pg. 8)			(Total to Pg. 8 & Pg. S-1)	(Total to Pg. 4)

- Indicates a link to another worksheet within workbook
- Indicates formula cell(s)

(To be used when filing under seal.)

- \* All entries included in Columns "E", "F" and "G" should be supported by records that identify the property retired and the cost of removal or salvage in detail.
- \*\* Annual Depreciation Expense should be calculated based upon actual in-service and retirement date(s) of new equipment and retirements during the period.
- \*\* The depreciation expense formula provided is only an approximation assuming all activity for the year occurred mid year.

**NOTE:** All entries should be supported by records that identify the property being added or retired, its location, and its original cost in as much detail as reasonably possible. If adjustments are included in Columns "E", "F" and/or "G", use additional sheets.

Comments:

2 Company Name: **Holtgrewe Farms Sewer, LLC**

**GENERAL INFORMATION**

3 Type of Treatment Facilities - Please describe (e.g., lagoon, mechanical or sand filter) and list all that apply.

Recirculating sand filter system

4 What is the designed capacity of each treatment facility?

17,500 gallons per day

5 What percent of designed capacity of each facility is currently being utilized?

93.60%

**SLUDGE**

6 Was sludge pumped and hauled from your facility?  Y  N Please provide the hauling provider information in the section below.

(If you have more than five (5) hauls during the year, only list the total annual amount.)

Name of Hauling Co.	Hauling Company's Facility/Location	Date of Haul	No. of Gallons Hauled	Rates Per Gallon	Total Cost of Removal
Total Cost					\$ -

7 What is the ultimate disposal of waste solids (e.g. land application, disposal at qualified facility, etc.)?

Disposal to Septic Services, Inc.

8 List any equipment failure(s) that occurred during the year. Please list when failure(s) occurred and briefly describe them and any corrective measure(s) taken specifically major item(s), (i.e., problem(s) fixed was/were \$250 or above as listed on page 3). Denote "N/A", if applicable.

N/A

**COLLECTING SEWERS (measurement in feet)**

	Kind of Pipe (i.e. Cast Iron, VCP, PVC, etc.) (a)	Diameter of Pipe (b)	Total No. at Beginning of Year (c)	Total No. of Additions During the Year (d)	Total No. Removed or Abandoned During the Year (e)	Total No. at End of Year (f)
9	Force:					0
10						0
11	Gravity:					0
12	SDR35 PVC	8"	3,612			3,612
13						0

**LIFT STATIONS**

	Pumps: Name, Size, Type	Location	H.P.	GPM	TDH
14	Clarus 1 HP 230 Volt, 2 Stage Model	5034-008	1	55	
15					
16					
17					
18					
19					

Indicates a formula cell



**VERIFICATION**

The foregoing report must be verified by the Oath of the President, Treasurer, General Manager or Receiver of the Company.

**OATH**

State Of Missouri }

County Of Franklin }

ss:

Anthony Bequette  
Name of Affiant (Company Official/Representative)

**makes oath and says that**

s/he is LLC Member  
Official Title of the Affiant (Company Official/Representative)

of Holtgrewe Farms Sewer, LLC  
Exact Legal Title or Name of the Respondent (Certificated Company Name)

and is located at 109 N Oak Street - Union, MO 63084 636-583-4311  
Address and Telephone Number of the Affiant (Company Official/Representative)

from January 1, 2024, to and including December 31, 2024  
Month/Day Year Month/Day Year

Section 509.030 of the Missouri statutes provides that “[a]ny statutory requirement that pleadings be acknowledged under oath, “Under penalty of perjury, I declare that the foregoing is true and correct to the best of my knowledge and belief.”

/s/ Anthony Bequette  
Signature of Declarant (Company Official/Representative)

(If electronic signatures are used, you **must** use “/s/” before the name.)