

FILED  
August 13, 2025  
Missouri Public  
Service Commission

# LPH Exhibit No. 3

Liberty –LPH Exhibit 3  
Liberty Documents  
Branson  
File No. ER-2024-0261

LPH Exhibit - Bronson

## **Branson LPH – Opening Comments**

Hello, and thank you for being here today.

I'm Tim Wilson, President of Electric for Liberty's Central Region. With me is Charlotte Emery, our Senior Director of Rates and Regulatory Affairs. We also have several other members of the Liberty team with us today including some of our wonderful customer service representatives who are available just outside the room. If you have questions about your bill, your service, or anything else specific to your account, they're here to help.

We really appreciate you taking the time to be part of this conversation. Listening to our customers—hearing your questions and feedback—is a critical part of this process, and we don't take it for granted.

Now, I'd like to share a little about the rate request we've filed.

Earlier this year, we submitted a request to the Missouri Public Service Commission to adjust electric rates for the approximately 164,000 customers we serve across the state.

Some of the projects that we have completed since the last rate case in 2022 and that are part of this request include:

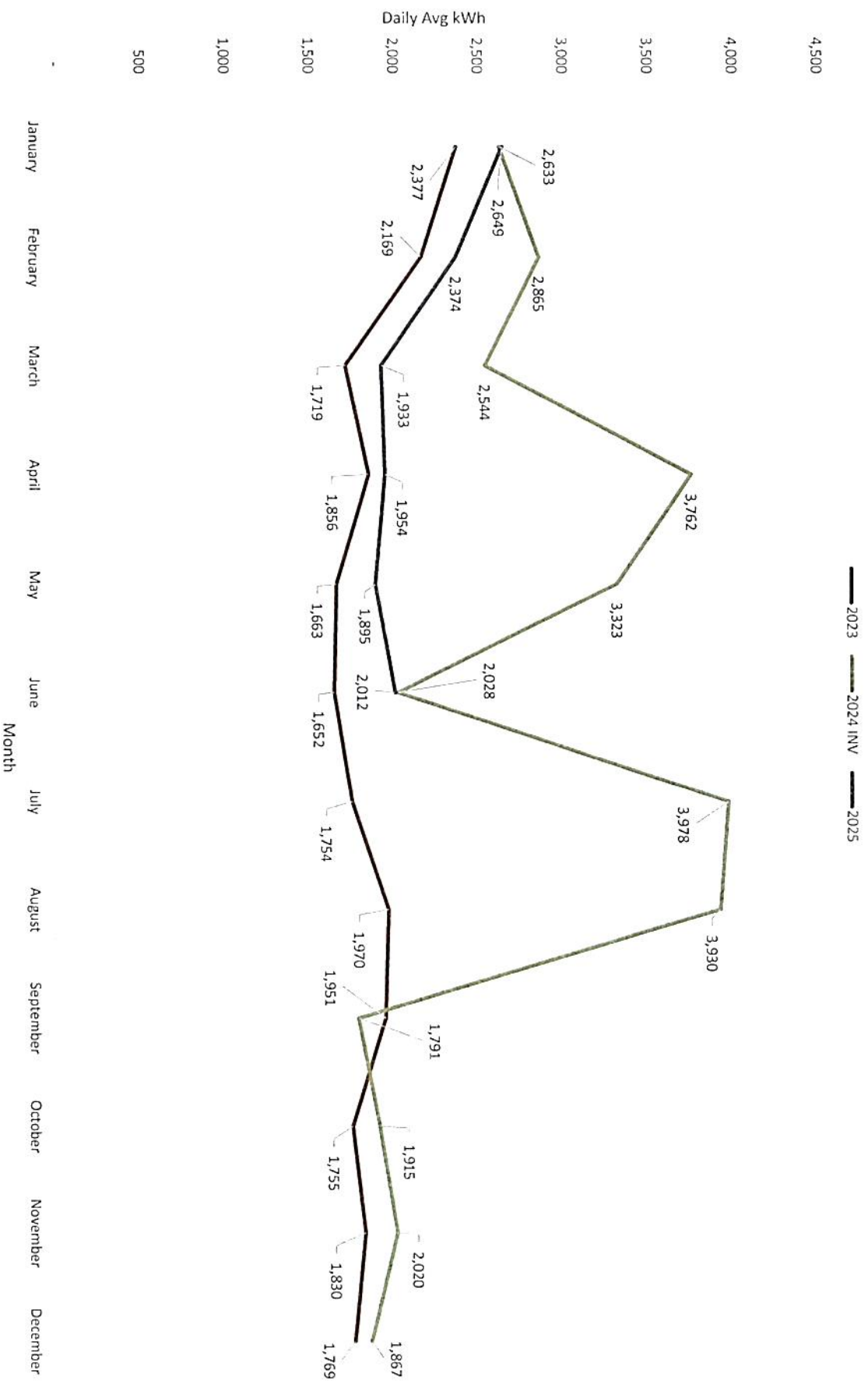
- Upgrading substations – 23 of them - to improve reliability in your neighborhoods.
- Improving efficiency at local power plants, including our historic Ozark Beach hydroelectric plant near here.
- Upgrading 80 miles of transmission lines to support more demand and reduce outages.
- Replacing 2,300 aging utility poles across our system.
- Adding 5,000 wildlife guards to protect both the grid and the animals that can unintentionally cause outages.
- And, enhancing cybersecurity and physical security to better protect the grid from modern threats.

These are the types of improvements that help prevent outages, improve response times, and keep power flowing—even during storms and extreme weather.

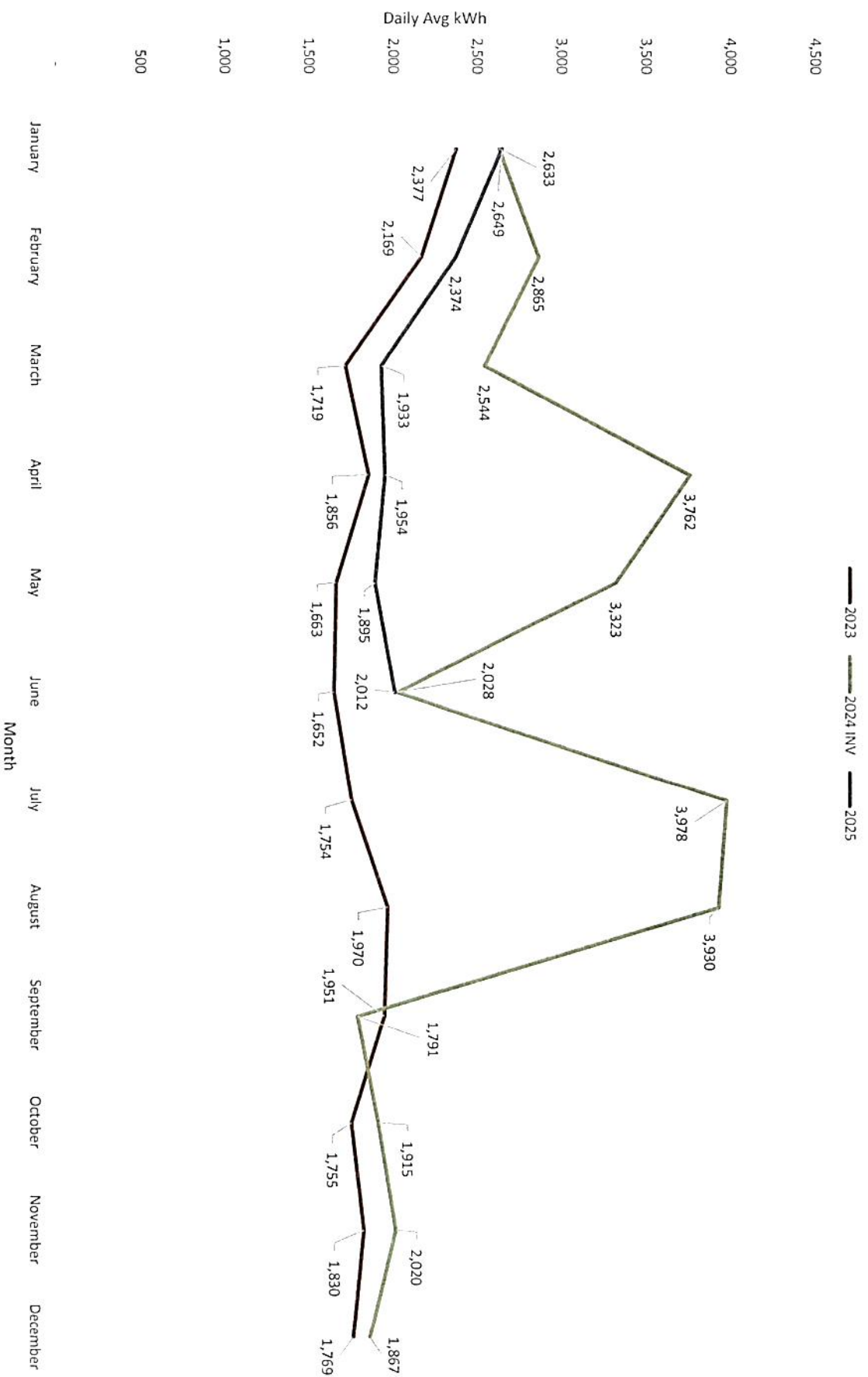
We understand that costs have risen and that many in our communities are facing challenging times. No one welcomes higher rates – we understand that. The work we're doing and the investments we have already made that are behind this request are strengthening the system you rely on.

Thank you again. We look forward to hearing your questions and continuing the conversation.

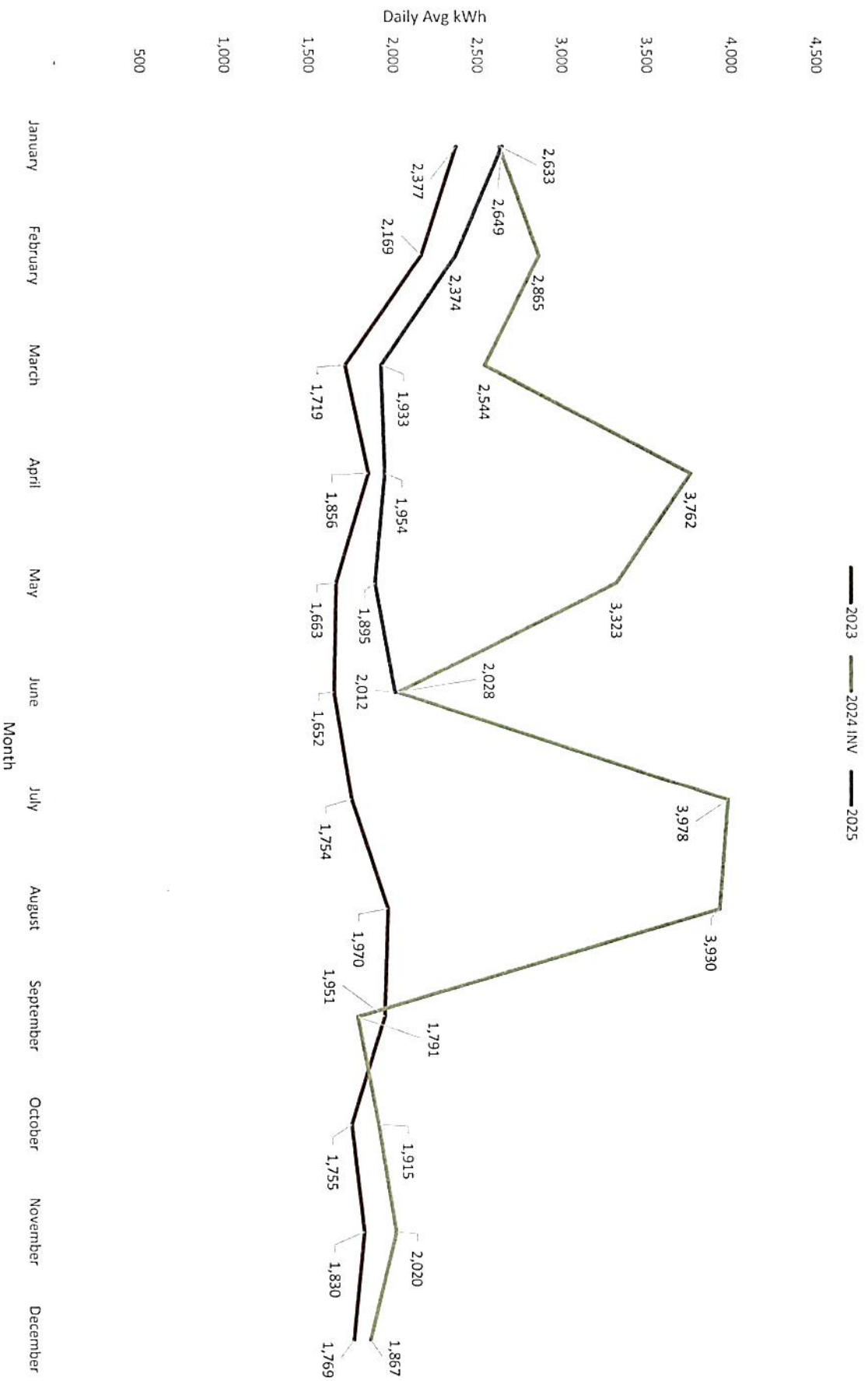
# Branson Financial Center Avg Daily kWh Usage 2023 - 2025



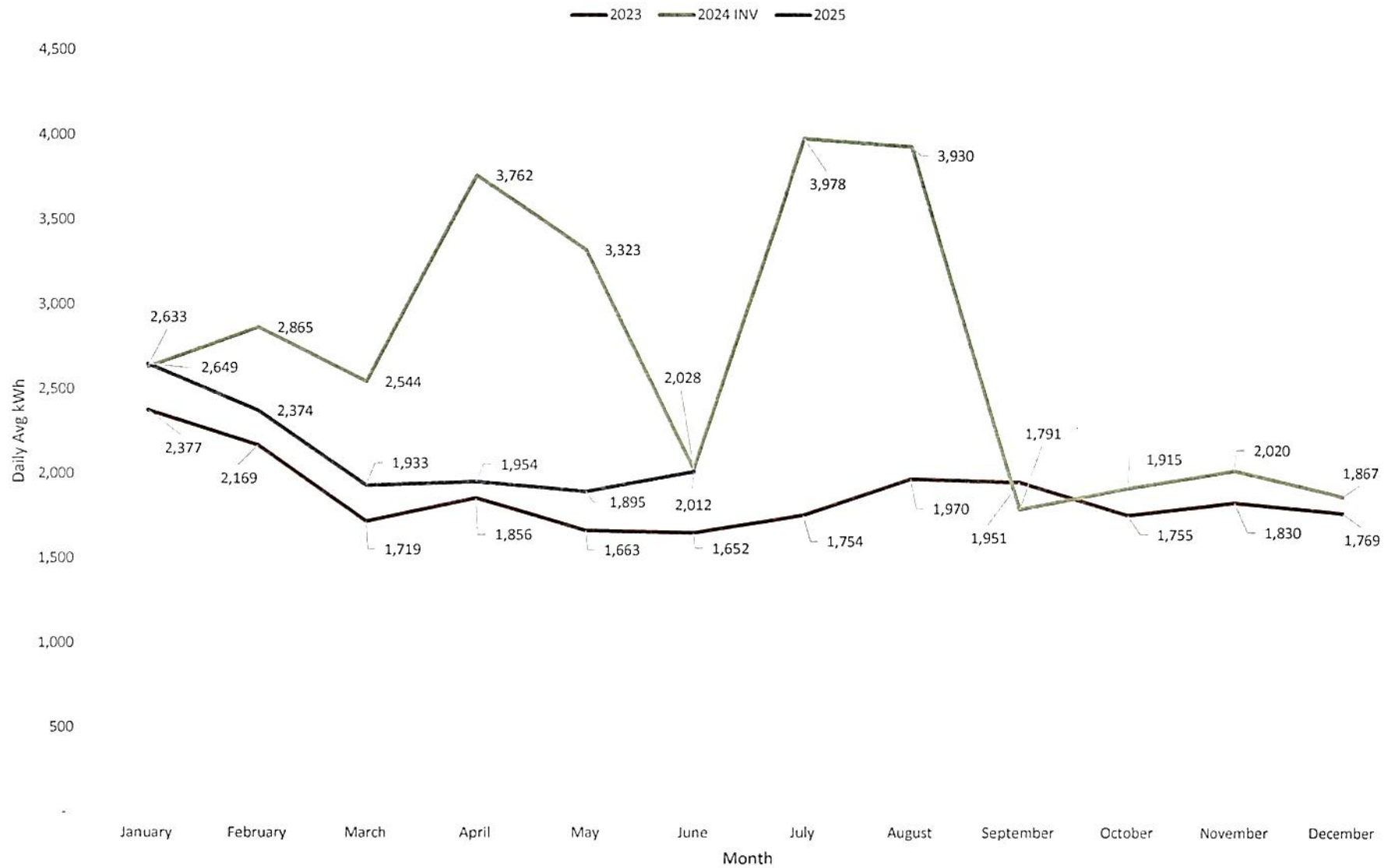
Branson Financial Center Avg Daily kWh Usage 2023 - 2025



# Branson Financial Center Avg Daily kWh Usage 2023 - 2025



Branson Financial Center Avg Daily kWh Usage 2023 - 2025



**Branson Financial Center - 500 West Main St Branson, MO**

### Liberty Electric - 2024 kWh vs 2023 kW

2024						2024				2023				'24 vs '23 kWh Daily/Delta	'24 vs '23 % Increase
Billing	Due Date	Service Dates		Elec Chgs	Tax Chgs	Total Electric Chg Excl Late Fee	Days	kWh	Avg/Day	Total Electric Chg	Days	kWh	Avg/Day		
February	3/4/2024	12/21/2023	1/21/2024			\$ 9,813.68	32	84,240	2,633	\$ 9,823.77	31	73,680	2,377	256	11%
March	4/2/2024	1/22/2024	2/23/2024			\$ 10,285.73	33	94,560	2,865	\$ 8,829.88	28	60,720	2,169	697	32%
April	4/24/2024	2/24/2024	3/24/2024			\$ 9,693.55	30	76,320	2,544	\$ 8,293.89	31	53,280	1,719	825	48%
May	6/6/2024	3/25/2024	4/29/2024	14,308.20	1,623.98	\$ 15,932.18	36	135,430	3,762	\$ 8,561.89	30	55,680	1,856	1,906	103%
June	6/25/2024	4/30/2024	5/29/2024	10,888.65	1,235.86	\$ 12,124.51	30	99,703	3,323	\$ 6,543.91	29	48,240	1,663	1,660	100%
July	8/8/2024	5/30/2024	6/28/2024	8,698.18	987.24	\$ 9,685.42	30	60,847	2,028	\$ 8,462.14	34	56,160	1,652	376	23%
August	8/26/2024	6/29/2024	7/29/2024	14,031.13	1,592.53	\$ 15,623.66	31	123,331	3,978	\$ 8,069.14	29	50,880	1,754	2,224	127%
September	9/20/2024	7/30/2024	8/28/2024	13,683.33	1,553.06	\$ 15,236.39	30	117,893	3,930	\$ 8,715.13	29	57,120	1,970	1,960	100%
October	10/23/2024	8/29/2024	9/30/2024	8,330.32	945.49	\$ 9,275.81	33	59,107	1,791	\$ 8,768.96	31	60,480	1,951	(160)	-8%
November	11/21/2024	10/1/2024	10/29/2024	7,180.78	815.02	\$ 7,995.80	29	55,540	1,915	\$ 7,408.70	32	56,160	1,755	160	9%
December	12/27/2024	10/30/2024	11/30/2024	8,108.42	920.31	\$ 9,028.73	32	64,633	2,020	\$ 8,012.17	32	58,260	1,821	199	11%
January	1/23/2025	12/1/2024	12/30/2024	7,254.16	823.34	\$ 8,077.50	30	56,015	1,867	\$ 7,575.20	27	47,760	1,769	98	6%
						\$ 132,772.96	376	1,027,619	2,733	\$ 99,064.78	363	678,420	1,869	831	44%

[illegible]



### Liberty Electric - 2024 kWh vs 2023 kWh

September  
October

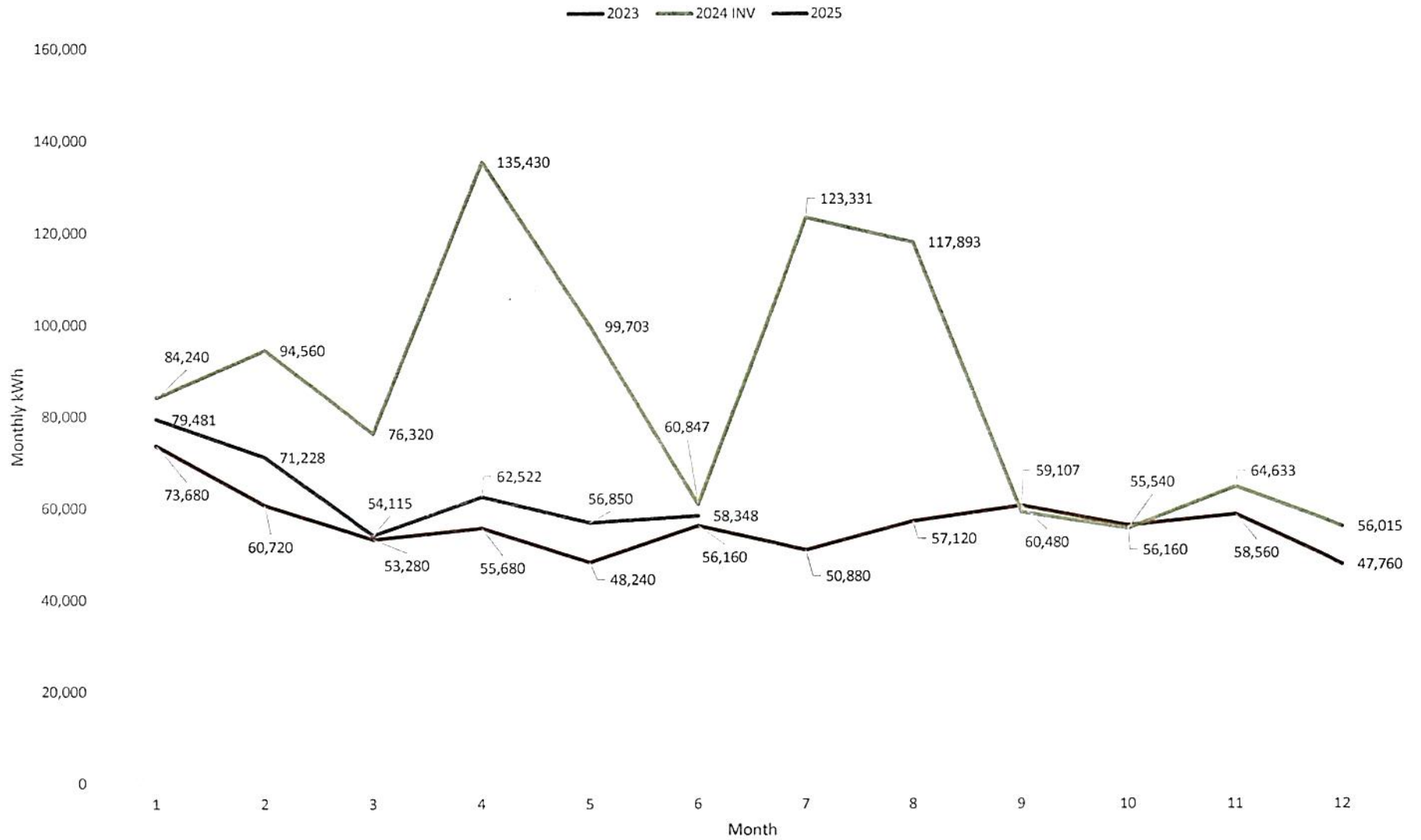
### Liberty Electric - 2024 kWh vs 2023 kWh

[illegible]

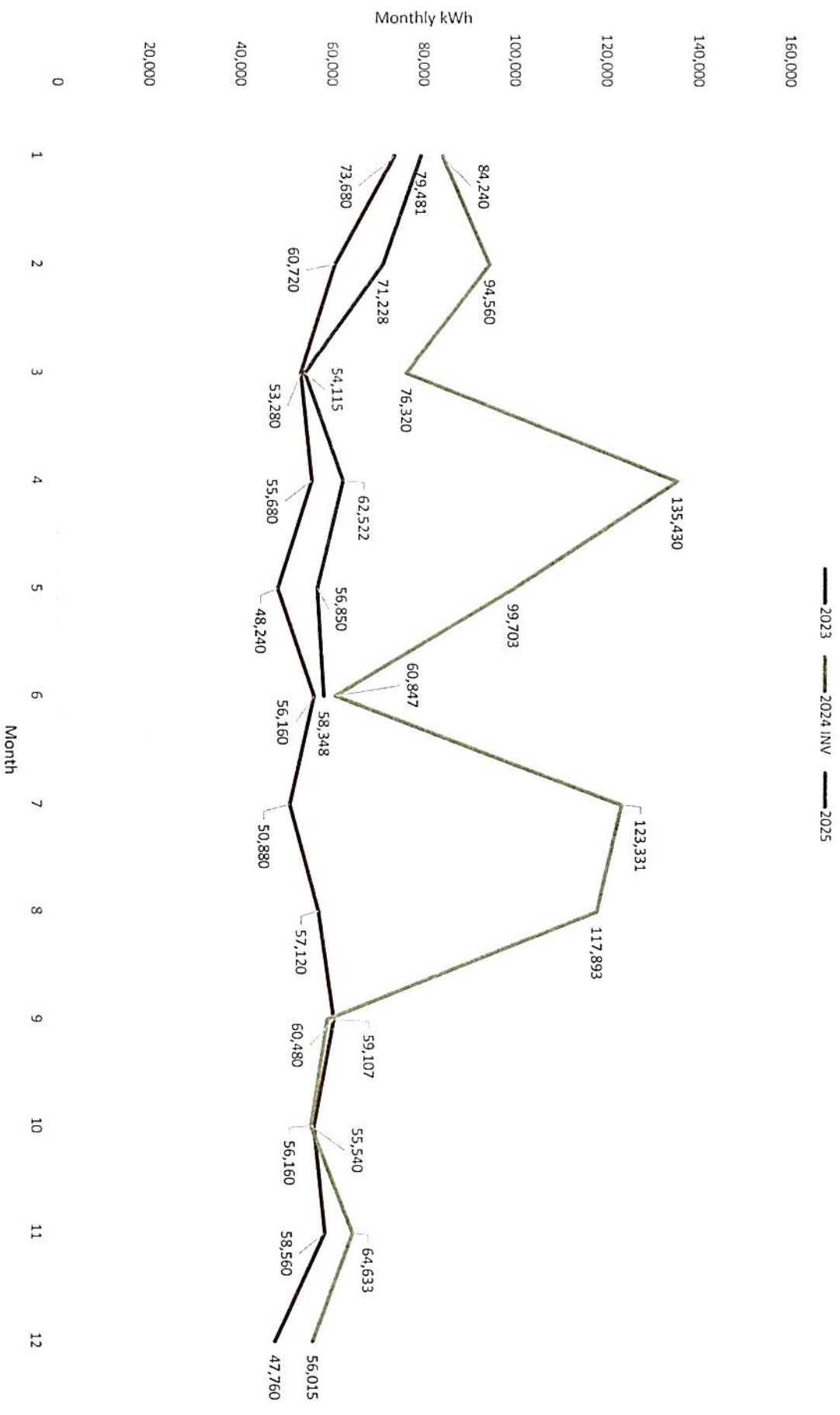
### Liberty Electric - 2024 kWh vs 2023 kWh

[illegible]

Branson Financial Center Monthly kWh Usage 2023 - 2025



Branson Financial Center Monthly kWh Usage 2023 - 2025





# Branson Financial Center Monthly kWh Usage 2023 - 2025

