

State	Revenue Class Description	Name for Rate Category	Customer Count	Consumption	Usage	Usage Facilities	KC Facilities	EnergyCharge	OffPeak	OnPeak	Customer Ctg	Demanded	Fees/Fac	Fuel	NM-Cogen	CPP	URS	Lighting	Trans Cost Rec	Trifurc Ownership	AR Est Recovery Rdr		
MO	Miscellaneous	Miscellaneous	20,383.00	47,254,939.07	6,150,099.28	-	-	-	(115,127.50)	-	625,545.05	-	211,213.11	246,822.93	(1,382.31)	54.40	-	-	-	-	-	-	
	Company Use	Company Use	-	-	113,671.14	-	-	-	-	-	28,906.22	-	-	5,027.13	-	-	-	-	-	-	-	-	
	Miscellaneous	Miscellaneous	2,402.00	10,523,496.52	-	807,326.71	50.00	6,047,702.94	(31,488.51)	-	211,058.69	2,059,398.71	140,787.59	583,500.80	(2,216.17)	6,306.28	-	-	-	-	-	-	
	Miscellaneous	Miscellaneous	24,942.00	5,214,827.00	-	51,729.78	426,578.14	-	-	-	6,184.61	151,732.75	8,628.62	26,477.66	-	-	-	-	-	-	-	-	
	Miscellaneous	Miscellaneous	648.00	255,379.17	-	-	-	-	-	-	-	-	-	-	-	-	-	-	-	-	-	-	
	Miscellaneous	Miscellaneous	18.00	1,823,826.24	-	10,020.46	4,729.30	125,550.00	-	-	5,142.13	36,362.61	1,047.56	9,524.38	-	-	8,822.01	-	-	-	-	-	
	Miscellaneous	Miscellaneous	18.00	1,823,826.24	-	10,020.46	4,729.30	125,550.00	-	-	5,142.13	36,362.61	1,047.56	9,524.38	-	-	8,822.01	-	-	-	-	-	
	Miscellaneous	Miscellaneous	21.00	2,101,954.39	-	22,238.18	5,142.89	150,440.23	(2,684.57)	-	2,392.17	18,844.99	3,180.83	10,400.04	-	-	9,432	-	-	-	-	(1,630.32)	
	Miscellaneous	Miscellaneous	1.00	2,006.41	-	-	-	-	-	382.83	-	-	-	-	-	-	-	-	-	-	-	-	
	Miscellaneous	Miscellaneous	10.00	14,020,653.80	-	50,247.89	43,751.99	787,238.79	-	-	3,118.05	485,347.77	4,588.82	70,074.34	-	-	-	-	-	-	-	-	
Industrial	Miscellaneous	Miscellaneous	1.00	1,508,299.00	-	-	-	-	-	878.83	-	-	-	-	-	-	-	-	-	-	-		
	Miscellaneous	Miscellaneous	75.00	292,346.18	48,506.21	-	-	221.16	-	(1,309.97)	2,449.06	-	1,534.57	1,600.35	-	-	-	-	-	-	-		
	Miscellaneous	Miscellaneous	188.00	11,173,125.34	-	70,085.42	261.46	871,735.55	(5,999.71)	-	33.67	281,613.75	8.96	6,960.11	-	-	-	-	-	-	-		
	Miscellaneous	Miscellaneous	20.00	2,800,025.72	-	2,139.32	208,697.08	-	-	1,725.67	63,833.76	1,446.77	18,974.41	-	-	-	-	-	-	-	-	-	
	Miscellaneous	Miscellaneous	4.00	602,025.00	-	3,180,765.30	11,904.73	98,746.50	-	-	7,091.11	124,600.76	972.86	28,292.70	-	-	-	-	-	-	-	(2,014.00)	
	Miscellaneous	Miscellaneous	4.00	602,025.00	-	4,681.25	46,046.48	(883.88)	-	-	416.34	14,415.45	100.00	3,404.00	-	-	-	-	-	-	-	(580.80)	
	Miscellaneous	Miscellaneous	30.00	48,240,026.32	-	176,633.17	60,794.68	2,346,262.24	-	-	1,744,807.89	1,046,000	-	389,925.61	-	-	-	-	-	-	-	-	
	Miscellaneous	Miscellaneous	1.00	147,566.05	-	-	-	-	-	-	-	-	-	-	-	-	-	-	-	-	-	9,920.40	
	Miscellaneous	Miscellaneous	52.00	292,346.18	48,506.21	-	-	221.16	-	(1,309.97)	2,449.06	-	1,534.57	1,600.35	-	-	-	-	-	-	-	-	
	Municipal Buildings	Miscellaneous	Miscellaneous	9.00	380,475.70	-	1,788.07	-	24,798.84	(205.92)	-	625.41	6,440.81	1,870.63	-	-	-	-	-	-	-	-	
Miscellaneous		Miscellaneous	1.00	1,508,299.00	-	-	-	-	-	-	-	-	-	-	-	-	-	-	-	-	-		
Miscellaneous		Miscellaneous	2.00	1,228,242.00	182,194.77	-	-	-	-	(7,097.34)	24,901.23	-	0.84	7,421.11	-	-	-	-	-	-	-	22.14	
Miscellaneous		Miscellaneous	2.00	1,228,242.00	182,194.77	-	-	-	-	(7,097.34)	24,901.23	-	0.84	7,421.11	-	-	-	-	-	-	-	-	22.14
Miscellaneous		Miscellaneous	7.00	551,878.28	-	11,134.83	-	271,546.14	(4,240.31)	-	95.88	101,561.34	-	10,677.89	(158.63)	-	-	-	-	-	-	-	
Miscellaneous		Miscellaneous	7.00	551,878.28	-	11,134.83	-	271,546.14	(4,240.31)	-	95.88	101,561.34	-	10,677.89	(158.63)	-	-	-	-	-	-	-	
Miscellaneous		Miscellaneous	290.00	268,176.16	37,300.55	-	-	-	(1,940.68)	-	11,076.44	-	48.94	1,530.12	-	-	-	-	-	-	-	-	
Miscellaneous		Miscellaneous	1.00	170,236.56	-	2,121.13	-	-	-	-	47.88	2,029.11	-	20.68	-	-	-	-	-	-	-	-	
Miscellaneous		Miscellaneous	2.00	170,236.56	-	2,121.13	-	-	-	-	47.88	2,029.11	-	20.68	-	-	-	-	-	-	-	-	
Municipal Other Lighting		Miscellaneous	Miscellaneous	2.00	170,236.56	-	2,121.13	-	-	-	47.88	2,029.11	-	20.68	-	-	-	-	-	-	-	-	
	Miscellaneous	Miscellaneous	2.00	170,236.56	-	2,121.13	-	-	-	-	47.88	2,029.11	-	20.68	-	-	-	-	-	-	-	-	
	Miscellaneous	Miscellaneous	2.00	170,236.56	-	2,121.13	-	-	-	-	47.88	2,029.11	-	20.68	-	-	-	-	-	-	-	-	
	Miscellaneous	Miscellaneous	2.00	170,236.56	-	2,121.13	-	-	-	-	47.88	2,029.11	-	20.68	-	-	-	-	-	-	-	-	
	Miscellaneous	Miscellaneous	2.00	170,236.56	-	2,121.13	-	-	-	-	47.88	2,029.11	-	20.68	-	-	-	-	-	-	-	-	
	Miscellaneous	Miscellaneous	2.00	170,236.56	-	2,121.13	-	-	-	-	47.88	2,029.11	-	20.68	-	-	-	-	-	-	-	-	
	Miscellaneous	Miscellaneous	2.00	170,236.56	-	2,121.13	-	-	-	-	47.88	2,029.11	-	20.68	-	-	-	-	-	-	-	-	
	Miscellaneous	Miscellaneous	2.00	170,236.56	-	2,121.13	-	-	-	-	47.88	2,029.11	-	20.68	-	-	-	-	-	-	-	-	
	Miscellaneous	Miscellaneous	2.00	170,236.56	-	2,121.13	-	-	-	-	47.88	2,029.11	-	20.68	-	-	-	-	-	-	-	-	
	Municipal Pumping	Miscellaneous	Miscellaneous	520.00	1,892,629.67	188,433.35	-	-	-	(7,970.60)	-	23,508.18	-	47.88	7,881.09	-	-	-	-	-	-	-	
Miscellaneous		Miscellaneous	110.00	7,518,126.14	13.47	-	-	56,663.17	571,100.35	(11,794.07)	14,881.17	101,493.42	-	4.56	-	-	-	-	-	-	-		
Miscellaneous		Miscellaneous	1.00	740,919.06	-	1,495.10	-	-	54,039.47	-	833.88	13,118.94	-	4,218.12	-	-	-	-	-	-	-	(616.00)	
Miscellaneous		Miscellaneous	1.00	740,919.06	-	1,495.10	-	-	54,039.47	-	833.88	13,118.94	-	4,218.12	-	-	-	-	-	-	-	-	
Miscellaneous		Miscellaneous	1.00	100,828.80	-	658.94	-	1,089.59	7,925.68	(174.37)	138.96	2,058.00	-	604.46	-	-	-	-	-	-	-	(56.23)	
Miscellaneous		Miscellaneous	1.00	2,061,442.67	-	307,907.16	-	-	-	-	-	-	-	-	-	-	-	-	-	-	-	44.28	
Miscellaneous		Miscellaneous	1.00	2,061,442.67	-	307,907.16	-	-	-	-	-	-	-	-	-	-	-	-	-	-	-	-	
Miscellaneous		Miscellaneous	1.00	190,121.44	-	1,495.10	-	-	-	-	138.96	5,289.42	-	1,079.09	-	-	-	-	-	-	-	-	
Miscellaneous		Miscellaneous	1.00	190,121.44	-	1,495.10	-	-	-	-	138.96	5,289.42	-	1,079.09	-	-	-	-	-	-	-	-	
Residential		Miscellaneous	Miscellaneous	144,779.00	25,974,864.61	1,301.01	-	-	(94,480.61)	141.17	2,024,778.82	-	177.13	772,462.76	(8,158.73)	3,886.36	-	-	-	-	-	-	
	Miscellaneous	Miscellaneous	680.00	724,976.57	95,514.24	-	-	-	-	-	8,630.00	-	3,228.93	3,975.47	(109.70)	142.67	-	-	-	-	-	-	
	Miscellaneous	Miscellaneous	80.00	144,779.00	-	-	-	-	11,306.58	8,412.64	1,650.00	-	488.22	1,915.51	(19.52)	19.00	-	-	-	-	-	-	
	Miscellaneous	Miscellaneous	35.00	638,240.00	-	-	-	-	-	-	839.76	2,107.34	-	-	-	-	-	-	-	-	-	157,078.82	
	Miscellaneous	Miscellaneous	35.00	638,240.00	-	-	-	-	-	-	839.76	2,107.34	-	-	-	-	-	-	-	-	-	-	
	Miscellaneous	Miscellaneous	1.00	1,311,000.00	-	1,912.96	73.00	-	156,266.90	57,888.03	275.00	199,782.64	-	38,622.77	-	-	-	-	-	-	-	-	
	Miscellaneous	Miscellaneous	658.00	1,870,484.12	-	221,058.58	-	-	-	-	16,518.98	62,380.74	6,347.41	19,144.82	-	-	-	-	-	-	-	18,779.54	
	Miscellaneous	Miscellaneous	658.00	1,870,484.12	-	221,058.58	-	-	-	-	16,518.98	62,380.74	6,347.41	19,144.82	-	-	-	-	-	-	-	-	
	Miscellaneous	Miscellaneous	1.00	1,033.14	-	208.78	-	-	-	-	252.20	-	-	7.41	-	-	-	-	-	-	-	-	
	AR	Miscellaneous	Miscellaneous	1.00	1,712,223.22	-	312.00	-	-	-	60,868.68	120,462.13	-	11,943.20	-	-	-	-	-	-	-	-	
Miscellaneous		Miscellaneous	1.00	1,712,223.22	-	312.00	-	-	-	60,868.68	120,462.13	-	11,943.20	-	-	-	-	-	-	-	-	-	
Miscellaneous		Miscellaneous	1.00	1,033.14	-	208.78	-	-	-	-	252.20	-	-	7.41	-	-	-	-	-	-	-	-	
Miscellaneous		Miscellaneous	1.00	1,712,223.22	-	312.00	-	-	-	-	60,868.68	120,462.13	-	11,943.20	-	-	-	-	-	-	-	-	
Miscellaneous		Miscellaneous	1.00	1,712,223.22	-	312.00	-	-	-	-	60,868.68	120,462.13	-	11,943.20	-	-	-	-	-	-	-	-	
Miscellaneous		Miscellaneous	1.00	1,712,223.22	-	312.00	-	-	-	-													

Liberty Utilities
Revenue by Rate Summary

Reporting Period: 2025-10

3111
The Enclave Dist Elec Co.

Table with columns: State, Rate Class, Rate Category, Rate Description, Customer Count, Consumption, Usage, Usage - Facilities, Excess Facilities, Energy Charge, OP Peak, On-Peak, Customer Charge, Demand, Franchise Fee, Fuel, Net Metering, CAPP, Storm Det, Lighting, Transmission Cost Recovery, Transformer Ownership, All End Recovery Rider. Rows include Missouri and Kansas data for various rate classes like Commercial, Residential, Industrial, and Municipal Buildings.

1111 - difference of 11,295 due to 14% consumption cap in consumption reporting

Energy Efficiency Charge	Energy Efficiency Prog	1013.91	AR Energy Eff Cost Recovery	TDC	Reversion Rider	Financing Fee	AMI Meter Opt Out Fee	Annual Assessment Rider	Pole	T&M	Tax Change	Property Tax	LUMP	Total Revenue	Encumbrance	Regulatory Asset	Interruption/Rel Service	Low Income Discount	Energy Efficiency Investment	SEDR Credit	SEDR discount	Operations Fee 0	Operations Fee Winter		
\$	\$													\$ 1,115,088.27	\$ 171,002.33				\$ 6,943.50	\$ (40,129.08)					
\$	\$													\$ 2,643.96	\$ 105.52										
\$	\$													\$ 22,888.63	\$ 1,179.07					\$ 279.08	\$				
\$	\$													\$ 128,886.29	\$ 26,137.01					\$ 1,114.07	\$		\$ (24,803.61)		
\$	\$													\$ 117,584.54	\$ 11,387.71					\$ 1,683.96	\$		\$ (13,773.11)		
\$	\$													\$ 2,228,331.68	\$ 702,671.24					\$ 62,842.90	\$				
\$	\$													\$ 7,882,264.45	\$ 722,003.58					\$ 11,333.71	\$				
\$	\$													\$ 106,628.89	\$ 10,180.89					\$ 1,654.39	\$				
\$	\$													\$ 487.74	\$ 27.62					\$ 4.47	\$				
\$	\$													\$ 179,289.33	\$ 6,619.29					\$	\$				
\$	\$													\$ 5,589,962.27	\$ 623,977.67					\$ 24,952.44	\$		\$ (1,008.90)		
\$	\$													\$ 49.86	\$					\$ 2,347.41	\$				
\$	\$													\$ 163,824.56	\$ 15,913.81					\$	\$				
\$	\$													\$ 447,162.86	\$ 37,739.57		(808.00)			\$ 3,632.57	\$				
\$	\$													\$ 23,976.16	\$ 2,984.85					\$ 322.03	\$				
\$	\$													\$ 1,006,634.22	\$ 104,710.32					\$ 13,760.19	\$				
\$	\$													\$ 48,331.84	\$ 4,778.24					\$ 781.14	\$				
\$	\$													\$ 6,642.11	\$ 705.23					\$	\$				
\$	\$													\$ 19,843.83	\$ 1,819.45					\$ 258.87	\$				
\$	\$													\$ 10,943.38	\$ 1,391.68					\$ 223.30	\$				
\$	\$													\$ (89.87)	\$ (15.58)					\$ (2.49)	\$				
\$	\$													\$ 12,517.89	\$ 1,224.89					\$ 198.41	\$				
\$	\$													\$ 2,688.82	\$ 165.79					\$ 24.21	\$				
\$	\$													\$ 3,863.95	\$ 3,867.97					\$ 630.63	\$				
\$	\$													\$ 394.45	\$ 9.96					\$	\$				
\$	\$													\$ 1,425.11	\$ 76.65					\$	\$				
\$	\$													\$ 41.96	\$					\$	\$				
\$	\$													\$ (1.48)	\$ 1.87					\$ 0.26	\$				
\$	\$													\$ 1,775.59	\$ 122.79					\$ 19.88	\$				
\$	\$													\$ 1,000.87	\$ 24.23					\$	\$				
\$	\$													\$ (38.87)	\$ (8.90)					\$ (8.00)	\$				
\$	\$													\$ 6,828.09	\$ 771.07					\$ 124.41	\$				
\$	\$													\$ (8,797.16)	\$ (83.71)					\$ (89.92)	\$				
\$	\$													\$ (7,625,628.18)	\$ (8,493,628.18)					\$ (1,246,122)	\$				
\$	\$													\$ (21.47)	\$ (5.81)					\$	\$				
\$	\$													\$ 279,267.97	\$ 13,792.47					\$	\$				
\$	\$													\$ 768,211.18	\$ 83,546.26					\$	\$				
\$	\$													\$ 69,286.63	\$ 5,385.29					\$ 880.56	\$				
\$	\$													\$ 12,826.41	\$ 1,229.48					\$ 248.99	\$				
\$	\$													\$ 92,837.67	\$ 6,389.07					\$ (13.00)	\$				
\$	\$													\$ 180,656,689.19	\$ 1,320,617.69					\$ (7,381.51)	\$				
\$	\$													\$ 18,128.35	\$ 811.59					\$ (13.00)	\$				
\$	\$													\$ 180,769,726.32	\$ 1,461.54					\$	\$				
\$	\$													\$ 0.27	\$					\$	\$		\$ 0.39		
\$	\$													\$ 431,478.54	\$ 95,764.08					\$ (26,476.00)	\$				
\$	\$													\$ 11,482,952.61	\$ 1,859,338.45					\$ (11,294.96)	\$ (7,437.51)	\$ 251,046.42	\$ (182,914.96)	\$ (1,698.96)	\$ 0.39
\$	\$													\$ 11,711,716.76	\$ 1,859,338.45					\$	\$				
\$	\$													\$ 58,218.11	\$					\$	\$				
\$	\$													\$ 42,711	\$					\$	\$				
\$	\$													\$ 3,138.93	\$					\$	\$				
\$	\$													\$ 48,617.76	\$					\$	\$				
\$	\$													\$ 468,295.63	\$					\$	\$				
\$	\$													\$ 428.87	\$					\$	\$				
\$	\$													\$ (811.98)	\$					\$	\$				
\$	\$													\$ 148.28	\$					\$	\$				
\$	\$													\$ (41.77)	\$					\$	\$				
\$	\$													\$ 782.07	\$					\$	\$				
\$	\$													\$ (1,642,490)	\$					\$	\$				
\$	\$													\$ 5,965.23	\$					\$	\$				
\$	\$													\$ 2,471.87	\$					\$	\$				
\$	\$													\$ 17,973,466	\$					\$	\$				
\$	\$													\$ 1,373,931.11	\$					\$	\$				
\$	\$													\$ 2,188,106	\$					\$	\$				
\$	\$													\$ 2,577.57	\$					\$	\$				
\$	\$													\$ 129,659.74	\$					\$	\$				
\$	\$													\$ 7,793.92	\$					\$	\$				
\$	\$													\$ 17,626.49	\$					\$	\$				
\$	\$													\$ 4.40	\$					\$	\$				
\$	\$													\$ 19.59	\$					\$	\$				
\$	\$													\$ 18,817.01	\$					\$	\$				
\$	\$													\$ 4,486.85	\$					\$	\$				
\$	\$													\$ 8,008.72	\$					\$	\$				
\$	\$													\$ 8,709.41	\$					\$ 304,284.04	\$				
\$	\$													\$ 4.26	\$					\$ 299.28	\$				
\$	\$													\$ 37.59	\$					\$	\$				
\$	\$													\$ 19.96	\$					\$	\$				
\$	\$													\$ 2,865.27	\$					\$	\$				
\$	\$													\$ 1,247.38	\$					\$	\$				
\$	\$													\$ 0.62	\$					\$ 1,617.89	\$				
\$	\$													\$ 1,345.81	\$					\$	\$				
\$	\$													\$ 177.82	\$					\$	\$				
\$	\$													\$	\$					\$	\$				
\$	\$													\$	\$					\$	\$				
\$	\$													\$ 2.05	\$					\$ 297.63	\$				
\$	\$													\$ 46.32	\$					\$ 1,346.73	\$				
\$	\$													\$ 0.13	\$					\$	\$				
\$	\$													\$ 0.47	\$					\$ 16.13	\$				
\$	\$													\$ 58.87	\$					\$	\$				
\$	\$													\$ 189.10	\$					\$ 17,894.87	\$				
\$	\$													\$ 67.76	\$					\$	\$				
\$	\$													\$ 11,729.83	\$					\$	\$				
\$	\$													\$ 8,252.30	\$					\$ 562,886.63	\$				
\$	\$													\$ 1,100.17	\$										

Liberty Utilities

Revised By Rate Summary
Reporting Period: 2025-11

3111

The Enclave Direct Co.

State	State Abbr	Revenue Class	Rate Category	Rate Description	Customer Count	Consumption	Usage	Usage - Facilities	Recess Facilities	Energy Charge	Off Peak	On Peak	Customer Charge	Demand	Franchise Fee	Fuel	Net Metering	ESPP	Storm Ut	Lighting	Transmission Cost Recovery	Transformer Ownership	
Massachusetts	MO	Commercial	ELEC-L1	Mass Electric Base Rate	12	12,238.289				30,865.88	47,765.99												
Massachusetts	MO	Commercial	ELEC-L2	Mass Electric Base Rate	43	41,218																	
Massachusetts	MO	Commercial	ELEC-MG55	Mass Electric Base Rate	652	202,842																	
Massachusetts	MO	Commercial	ELEC-MG56	Mass Electric Base Rate	50	2,822,861																	
Massachusetts	MO	Commercial	ELEC-MG57	Mass Electric Base Rate	1,367,534																		
Massachusetts	MO	Commercial	ELEC-MG58	Mass Electric Base Rate	8,806,737																		
Massachusetts	MO	Commercial	ELEC-MG59	Mass Electric Base Rate	24,653	3,336,548																	
Massachusetts	MO	Commercial	ELEC-MG60	Mass Electric Base Rate	1																		
Massachusetts	MO	Commercial	ELEC-MG61	Mass Electric Base Rate	24,653	68,812,744																	
Massachusetts	MO	Commercial	ELEC-MG62	Mass Electric Base Rate	20	2,896,304																	
Massachusetts	MO	Commercial	ELEC-MG63	Mass Electric Base Rate	9	2,209																	
Massachusetts	MO	Commercial	ELEC-MG64	Mass Electric Base Rate	0																		
Massachusetts	MO	Commercial	ELEC-MG65	Mass Electric Base Rate	0																		
Massachusetts	MO	Commercial	ELEC-MG66	Mass Electric Base Rate	0																		
Massachusetts	MO	Commercial	ELEC-MG67	Mass Electric Base Rate	0																		
Massachusetts	MO	Commercial	ELEC-MG68	Mass Electric Base Rate	0																		
Massachusetts	MO	Commercial	ELEC-MG69	Mass Electric Base Rate	0																		
Massachusetts	MO	Commercial	ELEC-MG70	Mass Electric Base Rate	0																		
Massachusetts	MO	Commercial	ELEC-MG71	Mass Electric Base Rate	0																		
Massachusetts	MO	Commercial	ELEC-MG72	Mass Electric Base Rate	0																		
Massachusetts	MO	Commercial	ELEC-MG73	Mass Electric Base Rate	0																		
Massachusetts	MO	Commercial	ELEC-MG74	Mass Electric Base Rate	0																		
Massachusetts	MO	Commercial	ELEC-MG75	Mass Electric Base Rate	0																		
Massachusetts	MO	Commercial	ELEC-MG76	Mass Electric Base Rate	0																		
Massachusetts	MO	Commercial	ELEC-MG77	Mass Electric Base Rate	0																		
Massachusetts	MO	Commercial	ELEC-MG78	Mass Electric Base Rate	0																		
Massachusetts	MO	Commercial	ELEC-MG79	Mass Electric Base Rate	0																		
Massachusetts	MO	Commercial	ELEC-MG80	Mass Electric Base Rate	0																		
Massachusetts	MO	Commercial	ELEC-MG81	Mass Electric Base Rate	0																		
Massachusetts	MO	Commercial	ELEC-MG82	Mass Electric Base Rate	0																		
Massachusetts	MO	Commercial	ELEC-MG83	Mass Electric Base Rate	0																		
Massachusetts	MO	Commercial	ELEC-MG84	Mass Electric Base Rate	0																		
Massachusetts	MO	Commercial	ELEC-MG85	Mass Electric Base Rate	0																		
Massachusetts	MO	Commercial	ELEC-MG86	Mass Electric Base Rate	0																		
Massachusetts	MO	Commercial	ELEC-MG87	Mass Electric Base Rate	0																		
Massachusetts	MO	Commercial	ELEC-MG88	Mass Electric Base Rate	0																		
Massachusetts	MO	Commercial	ELEC-MG89	Mass Electric Base Rate	0																		
Massachusetts	MO	Commercial	ELEC-MG90	Mass Electric Base Rate	0																		
Massachusetts	MO	Commercial	ELEC-MG91	Mass Electric Base Rate	0																		
Massachusetts	MO	Commercial	ELEC-MG92	Mass Electric Base Rate	0																		
Massachusetts	MO	Commercial	ELEC-MG93	Mass Electric Base Rate	0																		
Massachusetts	MO	Commercial	ELEC-MG94	Mass Electric Base Rate	0																		
Massachusetts	MO	Commercial	ELEC-MG95	Mass Electric Base Rate	0																		
Massachusetts	MO	Commercial	ELEC-MG96	Mass Electric Base Rate	0																		
Massachusetts	MO	Commercial	ELEC-MG97	Mass Electric Base Rate	0																		
Massachusetts	MO	Commercial	ELEC-MG98	Mass Electric Base Rate	0																		
Massachusetts	MO	Commercial	ELEC-MG99	Mass Electric Base Rate	0																		
Massachusetts	MO	Commercial	ELEC-MG100	Mass Electric Base Rate	0																		
Massachusetts	MO	Commercial	ELEC-MG101	Mass Electric Base Rate	0																		
Massachusetts	MO	Commercial	ELEC-MG102	Mass Electric Base Rate	0																		
Massachusetts	MO	Commercial	ELEC-MG103	Mass Electric Base Rate	0																		
Massachusetts	MO	Commercial	ELEC-MG104	Mass Electric Base Rate	0																		
Massachusetts	MO	Commercial	ELEC-MG105	Mass Electric Base Rate	0																		
Massachusetts	MO	Commercial	ELEC-MG106	Mass Electric Base Rate	0																		
Massachusetts	MO	Commercial	ELEC-MG107	Mass Electric Base Rate	0																		
Massachusetts	MO	Commercial	ELEC-MG108	Mass Electric Base Rate	0																		
Massachusetts	MO	Commercial	ELEC-MG109	Mass Electric Base Rate	0																		
Massachusetts	MO	Commercial	ELEC-MG110	Mass Electric Base Rate	0																		
Massachusetts	MO	Commercial	ELEC-MG111	Mass Electric Base Rate	0																		
Massachusetts	MO	Commercial	ELEC-MG112	Mass Electric Base Rate	0																		
Massachusetts	MO	Commercial	ELEC-MG113	Mass Electric Base Rate	0																		
Massachusetts	MO	Commercial	ELEC-MG114	Mass Electric Base Rate	0																		
Massachusetts	MO	Commercial	ELEC-MG115	Mass Electric Base Rate	0																		
Massachusetts	MO	Commercial	ELEC-MG116	Mass Electric Base Rate	0																		
Massachusetts	MO	Commercial	ELEC-MG117	Mass Electric Base Rate	0																		
Massachusetts	MO	Commercial	ELEC-MG118	Mass Electric Base Rate	0																		
Massachusetts	MO	Commercial	ELEC-MG119	Mass Electric Base Rate	0																		
Massachusetts	MO	Commercial	ELEC-MG120	Mass Electric Base Rate	0																		
Massachusetts	MO	Commercial	ELEC-MG121	Mass Electric Base Rate	0																		
Massachusetts	MO	Commercial	ELEC-MG122	Mass Electric Base Rate	0																		
Massachusetts	MO	Commercial	ELEC-MG123	Mass Electric Base Rate	0																		
Massachusetts	MO	Commercial	ELEC-MG124	Mass Electric Base Rate	0																		
Massachusetts	MO	Commercial	ELEC-MG125	Mass Electric Base Rate	0																		
Massachusetts	MO	Commercial	ELEC-MG126	Mass Electric Base Rate	0																		
Massachusetts	MO	Commercial	ELEC-MG127	Mass Electric Base Rate	0																		
Massachusetts	MO	Commercial	ELEC-MG128	Mass Electric Base Rate	0																		
Massachusetts	MO	Commercial	ELEC-MG129	Mass Electric Base Rate	0																		
Massachusetts	MO	Commercial	ELEC-MG130	Mass Electric Base Rate	0																		
Massachusetts	MO	Commercial	ELEC-MG131	Mass Electric Base Rate	0																		
Massachusetts	MO	Commercial	ELEC-MG132</																				

Electric Revenue by Summary Rate
Electric Revenue Report
November 30, 2025

Alt Energy Rider	Energy Efficiency Charge	Energy Efficiency Prtg	Alt Energy Eff Cost Recovery	TDC	Rider/On Rider	Financing Fee	AH Meter Opt Out Fee	Annual Assessment Rider	Pole	TCA	Tax Change	Property Tax	MAP	Total Revenue	Rider Revenue	Regulatory Asset	Interruption Service	Low Income Discount	Energy Efficiency Investment	SEDC Credit	
			1,506.25											1,611,210.00	161,121.00					13,047.30	(47,851.03)
			240.00											10,028.00	720.50						
			1,266.25											150,248.00	15,024.80						
			331.00											340,929.00	34,092.90						
			52,206.00											5,000,307.00	500,300.70						(11,000.00)
			21,537.00											9,281,280.00	946,614.41						(38,126.70)
			49.48											243,448.00	24,344.80						
			6.40											469.50	46.95						
			0.00											27.70	2.77						
			4,763.71											230,254.00	23,025.40						
			329.40											4,304,918.00	430,491.80						(100,000.00)
			581.58											305,992.00	30,599.20						
			602.71											478,262.00	47,826.20						
			1,875.00											913,241.42	91,324.14						
			138.50											49,622.00	4,962.20						
			375.25											9,256.00	925.60						
			53.00											36,271.81	3,627.18						
			157.13											59,183.75	5,918.38						
			1.94											62.20	6.22						
			375.25											9,256.00	925.60						
			336.34											19,827.95	1,982.80						
			650.52											298,177.51	29,817.75						
			0.00											15,481.27	1,548.13						
			1.94											3,858.00	385.80						
			67.82											3,263.00	326.30						
			22.41											13,799.61	1,379.96						
			0.00											2,227.60	222.76						
			186.25											49,622.00	4,962.20						
			499.00											34,469.70	3,446.97						
			438.50											24,812.00	2,481.20						
			2,206.00											90,925.44	9,092.54						
			34.00											11,254.40	1,125.44						
			0.00											1,624.00	162.40						
			0.00											302,446.14	30,244.61						
			0.00											17,500.70	1,750.07						
			0.00											574,481.13	57,448.11						
			585.50											56,565.40	5,656.54						
			27.00											19,924.61	1,992.46						
			137.50											74,813.00	7,481.30						
			117,700.00											12,004,000.00	1,200,400.00						
			21.71											11,264.97	1,126.50						
			0.00											131,023.00	13,102.30						
			0.00											24.63	2.46						
			0.00				21.87							366,258.84	36,625.88						
			0.00											0.00	0.00						
			73,354.01				21.87							43,302,142.00	4,330,214.20						
			0.00											182,867.00	18,286.70						
			0.00											214,776.00	21,477.60						
			0.00											5,736.30	573.63						
			0.00											97,281.00	9,728.10						
			0.00											65,424.47	6,542.45						
			0.00											6,500.00	650.00						
			0.00											10,000.00	1,000.00						
			0.00											1,300.00	130.00						
			0.00											19.00	1.90						
			0.00											1,821.71	182.17						
			0.00											744.00	74.40						
			0.00											1,137.00	113.70						
			0.00											34,721.00	3,472.10						
			0.00											65,000.00	6,500.00						
			0.00											7,000.00	700.00						
			0.00											3,300.00	330.00						
			0.00											207,300.00	20,730.00						
			0.00											1,400,000.00	140,000.00						
			0.00											2,477.96	247.80						
			0.00											5,171.40	517.14						
			0.00											300.36	30.04						
			0.00											1,612.78	161.28						
			0.00											27.80	2.78						
			0.00											124.40	12.44						
			0.00											474.70	47.47						
			0.00											117.41	11.74						
			0.00											3,300.36	330.04						
			0.00											7,108.24	710.82						
			0.00											10.00	1.00						
			0.00											52.20	5.22						
			0.00											25.30	2.53						
			0.00											60.86	6.09						
			0.00											220.00	22.00						
			0.00											4,757.60	475.76						
			0.00											307.60	30.76						
			0.00											150.77	15.08						
			0.00											5,100.00	510.00						
			0.00											27.40	2.74						
			0.00											38.54	3.85						

Electric Revenue by Summary Rate
Electric Revenue Report
January 31, 2026

Liberty Utilities
Revenue by Rate Summary
Reporting Period: 2025-01

3111
The Emerald City Co.

State

Rate Class

Rate Category

Rate Description

Active Connections

Vacant Connections

Consumption

Usage

Usage - Facilities

Excess Facilities

Energy Charge

Off-Peak

On-Peak

Customer Charge

Demand

Franchise Fee

Fuel

Net Metering

CSPP

Storm Lst

Lighting

Transmission Cost Recovery

Transformer Ownership

Table with columns: State, Rate Class, Rate Category, Rate Description, Active Connections, Vacant Connections, Consumption, Usage, Usage - Facilities, Excess Facilities, Energy Charge, Off-Peak, On-Peak, Customer Charge, Demand, Franchise Fee, Fuel, Net Metering, CSPP, Storm Lst, Lighting, Transmission Cost Recovery, Transformer Ownership. Rows include various utility services like Residential, Commercial, Industrial, etc.

TOTAL MISSOURI

Summary table for Missouri with columns: State, Rate Class, Rate Category, Rate Description, Active Connections, Vacant Connections, Consumption, Usage, Usage - Facilities, Excess Facilities, Energy Charge, Off-Peak, On-Peak, Customer Charge, Demand, Franchise Fee, Fuel, Net Metering, CSPP, Storm Lst, Lighting, Transmission Cost Recovery, Transformer Ownership.

TOTAL ARIZONA

Summary table for Arizona with columns: State, Rate Class, Rate Category, Rate Description, Active Connections, Vacant Connections, Consumption, Usage, Usage - Facilities, Excess Facilities, Energy Charge, Off-Peak, On-Peak, Customer Charge, Demand, Franchise Fee, Fuel, Net Metering, CSPP, Storm Lst, Lighting, Transmission Cost Recovery, Transformer Ownership.

TOTAL OKLAHOMA

Summary table for Oklahoma with columns: State, Rate Class, Rate Category, Rate Description, Active Connections, Vacant Connections, Consumption, Usage, Usage - Facilities, Excess Facilities, Energy Charge, Off-Peak, On-Peak, Customer Charge, Demand, Franchise Fee, Fuel, Net Metering, CSPP, Storm Lst, Lighting, Transmission Cost Recovery, Transformer Ownership.


Total Per Revenue by Rate Summary


Revenue by Rate Summary


Revenue by Rate Summary


Variance


Alt Fuel Recovery Rider	Energy Efficiency Charge	Energy Efficiency Prtg	Alt Energy Eff Cost Recovery	TDC	Riseover Rider	Financing Fee	AMI Meter Opt Out Fee	Annual Assessment Rider	Pole	TCCA	Tax Change	Property Tax	LMP	Total On System Revenue
\$	\$	\$	1,115.25	\$	\$	\$	\$	\$	\$	\$	\$	\$	\$	798,953.76
\$	\$	\$	130.44	\$	\$	\$	\$	\$	\$	\$	\$	\$	\$	72,620.09
\$	\$	\$	333.84	\$	\$	\$	\$	\$	\$	\$	\$	\$	\$	273,697.29
\$	\$	\$	284.80	\$	\$	\$	\$	\$	\$	\$	\$	\$	\$	93,749.32
\$	\$	\$	10,034.47	\$	\$	\$	\$	\$	\$	\$	\$	\$	\$	3,633,377.00
\$	\$	\$	0.25	\$	\$	\$	\$	\$	\$	\$	\$	\$	\$	113.37
\$	\$	\$	10,020.90	\$	\$	\$	\$	\$	\$	\$	\$	\$	\$	3,239,676.89
\$	\$	\$	292.81	\$	\$	\$	\$	\$	\$	\$	\$	\$	\$	107,189.33
\$	\$	\$	0.21	\$	\$	\$	\$	\$	\$	\$	\$	\$	\$	189.94
\$	\$	\$	0.21	\$	\$	\$	\$	\$	\$	\$	\$	\$	\$	189.94
\$	\$	\$	0.21	\$	\$	\$	\$	\$	\$	\$	\$	\$	\$	189.94
\$	\$	\$	4,248.28	\$	\$	\$	\$	\$	\$	\$	\$	\$	\$	2,711,763.06
\$	\$	\$	478.81	\$	\$	\$	\$	\$	\$	\$	\$	\$	\$	174,661.54
\$	\$	\$	562.35	\$	\$	\$	\$	\$	\$	\$	\$	\$	\$	224,547.84
\$	\$	\$	60.34	\$	\$	\$	\$	\$	\$	\$	\$	\$	\$	29,756.60
\$	\$	\$	4,330.64	\$	\$	\$	\$	\$	\$	\$	\$	\$	\$	1,604,388.90
\$	\$	\$	117.05	\$	\$	\$	\$	\$	\$	\$	\$	\$	\$	42,673.64
\$	\$	\$	0.21	\$	\$	\$	\$	\$	\$	\$	\$	\$	\$	9,089.73
\$	\$	\$	68.92	\$	\$	\$	\$	\$	\$	\$	\$	\$	\$	31,480.32
\$	\$	\$	100.97	\$	\$	\$	\$	\$	\$	\$	\$	\$	\$	37,926.33
\$	\$	\$	0.21	\$	\$	\$	\$	\$	\$	\$	\$	\$	\$	189.94
\$	\$	\$	60.44	\$	\$	\$	\$	\$	\$	\$	\$	\$	\$	19,073.76
\$	\$	\$	180.85	\$	\$	\$	\$	\$	\$	\$	\$	\$	\$	90,395.34
\$	\$	\$	396.38	\$	\$	\$	\$	\$	\$	\$	\$	\$	\$	194,997.99
\$	\$	\$	0.21	\$	\$	\$	\$	\$	\$	\$	\$	\$	\$	91.74
\$	\$	\$	0.21	\$	\$	\$	\$	\$	\$	\$	\$	\$	\$	6,734.74
\$	\$	\$	0.21	\$	\$	\$	\$	\$	\$	\$	\$	\$	\$	39.86
\$	\$	\$	0.21	\$	\$	\$	\$	\$	\$	\$	\$	\$	\$	99.89
\$	\$	\$	25.93	\$	\$	\$	\$	\$	\$	\$	\$	\$	\$	14,016.89
\$	\$	\$	14.29	\$	\$	\$	\$	\$	\$	\$	\$	\$	\$	6,073.45
\$	\$	\$	0.92	\$	\$	\$	\$	\$	\$	\$	\$	\$	\$	1,981.65
\$	\$	\$	12.49	\$	\$	\$	\$	\$	\$	\$	\$	\$	\$	48.26
\$	\$	\$	200.29	\$	\$	\$	\$	\$	\$	\$	\$	\$	\$	4,939.29
\$	\$	\$	825.62	\$	\$	\$	\$	\$	\$	\$	\$	\$	\$	99,977.50
\$	\$	\$	0.21	\$	\$	\$	\$	\$	\$	\$	\$	\$	\$	306,677.52
\$	\$	\$	0.21	\$	\$	\$	\$	\$	\$	\$	\$	\$	\$	31.86
\$	\$	\$	0.21	\$	\$	\$	\$	\$	\$	\$	\$	\$	\$	351,333.39
\$	\$	\$	139.97	\$	\$	\$	\$	\$	\$	\$	\$	\$	\$	645,692.44
\$	\$	\$	27.25	\$	\$	\$	\$	\$	\$	\$	\$	\$	\$	9,832.71
\$	\$	\$	207.68	\$	\$	\$	\$	\$	\$	\$	\$	\$	\$	126,629.34
\$	\$	\$	54,746.78	\$	\$	\$	\$	\$	\$	\$	\$	\$	\$	25,947,973.59
\$	\$	\$	37.18	\$	\$	\$	\$	\$	\$	\$	\$	\$	\$	11,754.56
\$	\$	\$	0.21	\$	\$	\$	\$	\$	\$	\$	\$	\$	\$	124,395.78
\$	\$	\$	0.21	\$	\$	\$	\$	\$	\$	\$	\$	\$	\$	49.79
\$	\$	\$	0.21	\$	\$	\$	\$	\$	\$	\$	\$	\$	\$	328,847.83
\$	\$	\$	0.21	\$	\$	\$	\$	\$	\$	\$	\$	\$	\$	-
\$	\$	\$	94,495.91	\$	\$	\$	\$	\$	\$	\$	\$	\$	\$	49,242,746.82
\$	\$	\$	100.00	\$	\$	\$	\$	\$	\$	\$	\$	\$	\$	142,577.59
\$	\$	\$	100.00	\$	\$	\$	\$	\$	\$	\$	\$	\$	\$	103,797.63
\$	\$	\$	100.00	\$	\$	\$	\$	\$	\$	\$	\$	\$	\$	83.81
\$	\$	\$	100.00	\$	\$	\$	\$	\$	\$	\$	\$	\$	\$	4,833.67
\$	\$	\$	100.00	\$	\$	\$	\$	\$	\$	\$	\$	\$	\$	203.06
\$	\$	\$	100.00	\$	\$	\$	\$	\$	\$	\$	\$	\$	\$	4,962.29
\$	\$	\$	100.00	\$	\$	\$	\$	\$	\$	\$	\$	\$	\$	334,024.62
\$	\$	\$	100.00	\$	\$	\$	\$	\$	\$	\$	\$	\$	\$	453.84
\$	\$	\$	100.00	\$	\$	\$	\$	\$	\$	\$	\$	\$	\$	10,314.81
\$	\$	\$	100.00	\$	\$	\$	\$	\$	\$	\$	\$	\$	\$	724.86
\$	\$	\$	100.00	\$	\$	\$	\$	\$	\$	\$	\$	\$	\$	10.39
\$	\$	\$	100.00	\$	\$	\$	\$	\$	\$	\$	\$	\$	\$	1,622.86
\$	\$	\$	100.00	\$	\$	\$	\$	\$	\$	\$	\$	\$	\$	288.53
\$	\$	\$	100.00	\$	\$	\$	\$	\$	\$	\$	\$	\$	\$	182.49
\$	\$	\$	100.00	\$	\$	\$	\$	\$	\$	\$	\$	\$	\$	4,762.82
\$	\$	\$	100.00	\$	\$	\$	\$	\$	\$	\$	\$	\$	\$	36,331.13
\$	\$	\$	100.00	\$	\$	\$	\$	\$	\$	\$	\$	\$	\$	7,451.52
\$	\$	\$	100.00	\$	\$	\$	\$	\$	\$	\$	\$	\$	\$	3,193.39
\$	\$	\$	100.00	\$	\$	\$	\$	\$	\$	\$	\$	\$	\$	893,151.86
\$	\$	\$	100.00	\$	\$	\$	\$	\$	\$	\$	\$	\$	\$	1,651,955.42
\$	\$	\$	100.00	\$	\$	\$	\$	\$	\$	\$	\$	\$	\$	249,423.26
\$	\$	\$	100.00	\$	\$	\$	\$	\$	\$	\$	\$	\$	\$	238,636.99
\$	\$	\$	100.00	\$	\$	\$	\$	\$	\$	\$	\$	\$	\$	34,673.28
\$	\$	\$	100.00	\$	\$	\$	\$	\$	\$	\$	\$	\$	\$	94,976.49
\$	\$	\$	100.00	\$	\$	\$	\$	\$	\$	\$	\$	\$	\$	479.13
\$	\$	\$	100.00	\$	\$	\$	\$	\$	\$	\$	\$	\$	\$	13,339.86
\$	\$	\$	100.00	\$	\$	\$	\$	\$	\$	\$	\$	\$	\$	7,072.24
\$	\$	\$	100.00	\$	\$	\$	\$	\$	\$	\$	\$	\$	\$	141,897.85
\$	\$	\$	100.00	\$	\$	\$	\$	\$	\$	\$	\$	\$	\$	397,396.25
\$	\$	\$	100.00	\$	\$	\$	\$	\$	\$	\$	\$	\$	\$	977.24
\$	\$	\$	100.00	\$	\$	\$	\$	\$	\$	\$	\$	\$	\$	1,906.63
\$	\$	\$	100.00	\$	\$	\$	\$	\$	\$	\$	\$	\$	\$	2,881.86
\$	\$	\$	100.00	\$	\$	\$	\$	\$	\$	\$	\$	\$	\$	6,321.30
\$	\$	\$	100.00	\$	\$	\$	\$	\$	\$	\$	\$	\$	\$	2,626.59
\$	\$	\$	100.00	\$	\$	\$	\$	\$	\$	\$	\$	\$	\$	16,876.55
\$	\$	\$	100.00	\$	\$	\$	\$	\$	\$	\$	\$	\$	\$	9,088.21
\$	\$	\$	100.00	\$	\$	\$	\$	\$	\$	\$	\$	\$	\$	2,709.64
\$	\$	\$	100.00	\$	\$	\$	\$	\$	\$	\$	\$	\$	\$	1,789.21
\$	\$	\$	100.00	\$	\$	\$	\$	\$	\$	\$	\$	\$	\$	49.39
\$	\$	\$	100.00	\$	\$	\$	\$	\$	\$	\$	\$	\$	\$	2,439.36
\$	\$	\$	100.00	\$	\$	\$	\$	\$	\$	\$	\$	\$	\$	2,793.26
\$	\$	\$	100.00	\$	\$	\$	\$	\$	\$	\$	\$	\$	\$	288.06
\$	\$	\$	100.00	\$	\$	\$	\$	\$	\$	\$	\$	\$	\$	1,833.91
\$	\$	\$	100.00	\$	\$	\$	\$	\$	\$	\$	\$	\$	\$	5,884.62
\$	\$	\$	100.00	\$	\$	\$	\$	\$	\$	\$	\$	\$	\$	16,688.91
\$	\$	\$	100.00	\$	\$	\$	\$	\$	\$	\$	\$	\$	\$	19,130.28
\$	\$	\$	100.00	\$	\$	\$	\$	\$	\$	\$	\$	\$	\$	14,849.43
\$	\$	\$	100.00	\$	\$	\$	\$	\$	\$	\$	\$	\$	\$	916,147.99
\$	\$	\$	100.00	\$	\$	\$	\$	\$	\$	\$	\$	\$	\$	128,116.86
\$	\$	\$	100.00	\$	\$	\$	\$	\$	\$	\$	\$	\$	\$	400,065.96
\$	\$	\$	400,065.97	\$	\$	\$	\$	\$	\$	\$	\$	\$	\$	2,768,722.51
\$	\$	\$	215.45	\$	\$	\$	\$	\$	\$	\$	\$	\$	\$	208,492.97
\$	\$	\$	72.39	\$	\$	\$	\$	\$	\$	\$	\$	\$	\$	198,696.99
\$	\$	\$	9.81	\$	\$	\$	\$	\$	\$	\$	\$	\$	\$	73,514.62
\$	\$	\$	1.88	\$	\$	\$	\$	\$	\$	\$	\$	\$	\$	56.88
\$	\$	\$	68.96	\$	\$	\$	\$	\$	\$	\$	\$	\$	\$	9,096.62
\$	\$	\$	1.24	\$	\$	\$	\$	\$	\$	\$	\$	\$	\$	42,662.77
\$	\$	\$	1.24	\$	\$	\$	\$	\$	\$	\$	\$	\$	\$	331,893.25
\$	\$	\$	61.62	\$	\$	\$	\$	\$	\$	\$	\$	\$	\$	329.64
\$	\$	\$	10.85	\$	\$	\$	\$	\$	\$	\$	\$	\$	\$	11,556.89
\$	\$	\$	0.33	\$	\$	\$	\$	\$	\$	\$	\$	\$	\$	2,336.69
\$	\$	\$	0.33	\$	\$	\$	\$	\$	\$	\$	\$	\$	\$	347.79
\$	\$	\$	0.41	\$	\$	\$	\$	\$	\$	\$	\$	\$	\$	591.32
\$	\$	\$	0.31	\$	\$	\$	\$	\$	\$	\$	\$	\$	\$	34.47
\$	\$	\$	1.00	\$	\$	\$	\$	\$	\$	\$	\$	\$	\$	89.39
\$	\$	\$	0.37	\$	\$	\$	\$	\$	\$	\$	\$	\$	\$	6,822.64
\$	\$	\$	0.33	\$	\$	\$	\$	\$	\$	\$	\$	\$	\$	1,972.71
\$	\$	\$	21.17	\$	\$	\$	\$	\$	\$	\$	\$	\$	\$	6,986.62
\$	\$	\$	0.33	\$	\$	\$	\$	\$	\$	\$	\$	\$	\$	188,411.39
\$	\$	\$	202.99	\$	\$	\$	\$	\$	\$	\$	\$	\$	\$	9,883.33
\$	\$	\$	828.16	\$	\$	\$	\$	\$	\$	\$	\$	\$	\$	546,065.39
\$	\$	\$	225.19	\$	\$	\$	\$	\$	\$	\$	\$	\$	\$	299,512.66
\$	\$	\$	1,664.67	\$	\$	\$	\$	\$	\$	\$	\$	\$	\$	4,898,692.74
\$	\$	\$	1,664.67	\$	\$	\$	\$	\$	\$	\$	\$	\$	\$	69,097.73
\$	\$	\$	1,664.67	\$	\$	\$	\$	\$	\$	\$	\$	\$	\$	18,800,673.15



































































































































































































































































































































































































































































































































































































































































































































As shown on the revised tariff sheet submitted in this case, the base fuel factor for the accumulation period is \$8.70.

Empire did not incur any extraordinary costs during the accumulation period.

Missouri Fuel Adjustment
Interest Calculation

Accumulation Period Ending Feb 2026	Sep 2025	Oct 2025	Nov 2025	Dec 2025	Jan 2026	Feb 2026		
Fuel Cost Recovery (Over)/Under	\$ 3,960,208.42	1,899,911.31	236,945.31	4,287,285.35	14,182,054.77	8,290,486.91		
Cumulative Total - Current Period	\$ 3,960,208.42	5,860,119.73	6,097,065.04	10,384,350.39	24,566,405.16	32,856,892.07		
Period Ending Feb25 Balance (Period 33)	4,472,292.25	2,738,517.76	766,694.07	766,694.07	766,694.07	766,694.07		
Period Ending Aug 25 Balance (Period 34)	\$ 1,618,956.48	\$ 1,618,956.48	\$ 1,618,956.48	474,568.31	191,468.48	(163,409.60)		
Total (Over)/Under Recovery Bal	\$ 10,051,457.15	\$ 10,217,593.97	\$ 8,482,715.59	\$ 11,625,612.77	\$ 25,524,567.71	\$ 33,460,176.54		
EDE Short-term interest rate	4.5422%	4.3293%	4.1712%	4.0696%	3.9279%	3.8500%		
Monthly Interest	\$ 38,046.44	\$ 36,862.52	\$ 29,485.92	\$ 39,426.33	\$ 83,548.29	\$ 107,351.40		
Journal Entry								
A/C 254162 Deferred MO Fuel Cost Current-Liab							\$	-
A/C 431203 Interest Expense Mo FAC								
A/C 182362 Deferred MO Fuel Cost Current	\$ 38,046.44	\$ 36,862.52	\$ 29,485.92	\$ 39,426.33	\$ 83,548.29	\$ 107,351.40	\$	334,720.90
A/C 419025 Interest Income MO FAC	\$ (38,046.44)	\$ (36,862.52)	\$ (29,485.92)	\$ (39,426.33)	\$ (83,548.29)	\$ (107,351.40)		