

THIS FILING IS

Item 1: An Initial (Original) Submission

OR Resubmission No.



FERC FINANCIAL REPORT
FERC FORM No. 2-A: Annual Report of Non-Major Natural Gas Companies and
Supplemental Form 3-Q: Quarterly Financial Report

These reports are mandatory under the Natural Gas Act, Sections 10(a), and 16 and 18 CFR Parts 260.1 and 260.300. Failure to report may result in criminal fines, civil penalties, and other sanctions as provided by law. The Federal Energy Regulatory Commission does not consider these reports to be of a confidential nature.

Exact Legal Name of Respondent (Company)

Year/Period of Report: End of:

Summit Natural Gas of Missouri, Inc.

2025/Q4

FERC FORM NO. 2-A (02-04)

QUARTERLY/ANNUAL REPORT OF NON-MAJOR NATURAL GAS COMPANIES


IDENTIFICATION

01 Exact Legal Name of Respondent Summit Natural Gas of Missouri, Inc.		02 Year/ Period of Report End of: / 2025/Q4
03 Previous Name and Date of Change (if name changed during year) None		
04 Address of Principal Office at End of Year (Street, City, State, Zip Code) 10825 E. Geddes Ave., Suite 410, Centennial, CO 80112		
05 Name of Contact Person Samantha DeGraw		06 Title of Contact Person Manager of Regulatory Accounting
07 Address of Contact Person (Street, City, State, Zip Code) 1400 Centerview Drive, Ste. 100, Little Rock, AR 72211		
08 Telephone of Contact Person, Including Area Code 417-560-0282	09 This Report is: (1) <input checked="" type="checkbox"/> An Original (2) <input type="checkbox"/> A Resubmission	10 Date of Report (Mo, Da, Yr) 12/31/2025
11 Name of Officer Having Custody of the Books of Account Mike McKenzie		12 Title of Officer Vice President and Controller
13 Address of Officer Where Books of Accounts Are Kept (Street, City, State, Zip Code) 10825 E. Geddes Ave., Suite 410, Centennial, CO 80112		
14 Name of State Where Respondent is Incorporated Colorado	15 Date of Incorporation (Mo, Da, Yr) 10/13/2004	16 If applicable Reference Law Incorporated Under
17 Explanation of Manner and Extent of Corporate Control (If the respondent controls or is controlled by any other corporation, business trust, or similar organization) Respondent is wholly owned by Summit LDC Holdings, LLC Summit LDC Holdings, LLC is wholly owned by Summit Utilities, Inc.		

ANNUAL CORPORATE OFFICER CERTIFICATION

The undersigned officer certifies that:

I have examined this report and to the best of my knowledge, information, and belief all statements of fact contained in this report are correct statements of the business affairs of the respondent and the financial statements, and other financial information contained in this report, conform in all material respects to the Uniform System of Accounts.

18 Name Mike McKenzie	19 Title Vice President and Controller
20 Signature  Signed by: Mike McKenzie 2DE64742796F472...	21 Date Signed 5/11/2026

Title 18, U.S.C. 1001 makes it a crime for any person to knowingly and willingly to make to any Agency or Department of the United States any false, fictitious or fraudulent statements as to any matter within its jurisdiction.

Name of Respondent Summit Natural Gas of Missouri, Inc.	This Report is: (1) <input checked="" type="checkbox"/> An Original (2) <input type="checkbox"/> A Resubmission	Date of Report (Mo. Da. Yr.) 12/31/2025	Year/Period of Report End of 2025/Q4
--	--	---	--

List of Schedules (Natural Gas Company)

Enter in column (d) the terms "none," "not applicable," "NA" as appropriate, where no information or amounts have been reported for certain pages. Omit pages where the responses are "none," "not applicable," or "NA."

Line No.	Title of Schedule (a)	Reference Page No. (b)	Date Revised (c)	Remarks (d)
	GENERAL CORPORATE INFORMATION AND FINANCIAL STATEMENTS			
1	Security Holders and Voting Powers	107	12-96	
2	Important Changes During the Year/Period	108	12-96	
3	Comparative Balance Sheet	110-113	REV 06-04	
4	Statement of Income for the Year	114-116	REV 06-04	
5	Statement of Accumulated Comprehensive Income and Hedging Activities	117	NEW 06-02	N/A
6	Statement of Retained Earnings for the Year	118 & 119	REV 06-04	
7	Statements of Cash Flows	120	REV 06-04	
	BALANCE SHEET SUPPORTING SCHEDULES			
	(Assets and Other Debits)			
8	Notes to Financial Statements	122	REV 12-07	
9	Gas Plant in Service	204-209	12-96	
10	General Information on Plant and Operations	211	12-96	
11	Gas Property and Capacity Leased From and to Others	212-213	12-96	N/A
12	Non-Traditional Rate Treatment Afforded New Projects	217	NEW 12-07	N/A
13	Accumulated Provision for Depreciation of Gas Utility Plant	219	12-96	
14	Other Regulatory Assets - Gas	232	REV 12-07	N/A
	BALANCE SHEET SUPPORTING SCHEDULES			
	(Liabilities and Other Credits)			
15	Accumulated Deferred Income Taxes (Account 190)	234-235	REV 12-07	N/A
16	Capital Stock and Long-Term Debt Data	250	12-96	
17	Taxes Accrued, Prepaid, and Charged During the Year, Distribution of Taxes Charged	262-263	REV 12-07	
18	Accumulated Deferred Income Taxes -Other Property (Account 282)	274-275	REV 12-07	
19	Accumulated Deferred Income Taxes -Other (Account 283)	276-277	REV 12-07	N/A
20	Other Regulatory Liabilities	278	REV 12-07	
	INCOME ACCOUNT SUPPORTING SCHEDULES			
21	Gas Operating Revenues	300-301	REV 12-07	
22	Other Gas Revenues (Account 495)	308	12-96	N/A
23	Discounted Rate Services and Negotiated Rate Services	313	NEW 12-07	N/A
24	Gas Operation and Maintenance Expenses	317-325	12-96	
25	Employee Pensions and Benefits (Account 926)	352	NEW 12-07	
26	Charges for Outside Professional and Other Consultative Services	357	REVISED	
27	Transactions with Associated (Affiliated) Companies	358	NEW 12-07	
	GAS PLANT STATISTICAL DATA			
28	Gas Account-Natural Gas	520	REV 01-11	
29	Shipper Supplied Gas for Current Quarter	521	REVISED 02-11	N/A
30	System Maps	522	REV. 12-96	

Name of Respondent Summit Natural Gas of Missouri, Inc.	This Report is: (1) <input checked="" type="checkbox"/> An Original (2) <input type="checkbox"/> A Resubmission	Date of Report (Mo., Da., Yr.) 12/31/2025	Year/Period of Report End of 2025/Q4
--	--	---	--

Security Holders and Voting Powers

1. Give the names and addresses of the 10 security holders of the respondent who, at the date of the latest closing of the stock book or compilation of list of stockholders of the respondent, prior to the end of the year, had the highest voting powers in the respondent, and state the number of votes that each could cast on that date if a meeting were held. If any such holder held in trust, give in a footnote the known particulars of the trust (whether voting trust, etc.), duration of trust and principal holders of beneficiary interests in the trust. If the company did not close the stock book or did not compile a list of stockholders with one year prior to the end of the year, or if since it compiled the previous list of stockholders, some other class of security has become vested with voting rights, then show such 10 security holders as of the close of the year. Arrange the names of the security holders in the order of voting power, commencing with the highest. Show in column (a) the titles of officers and directors included in such list of 10 security holders.

2. If any security other than stock carries voting rights, explain in a supplemental statement how such security became vested with voting rights and give other important details concerning the voting rights of such security. State whether voting rights are actual or contingent; if contingent, describe the contingency.

3. If any class or issue of security has any special privileges in the election of directors, trustees or managers, or in the determination of corporate action by any method, explain briefly in a footnote.

4. Furnish details concerning any options, warrants, or rights outstanding at the end of the year for others to purchase securities of the respondent or any securities or other assets owned by the respondent, including prices, expiration dates, and other material information relating to exercise of the options, warrants, or rights. Specify the amount of such securities or assets any officer, director, associated company, or any of the 10 largest security holders is entitled to purchase. This instruction is inapplicable to convertible securities or to any securities substantially all of which are outstanding in the hands of the general public where the options, warrants.

1. Give date of the latest closing of the stock book prior to end of year, and, in a footnote, state the purpose of such closing: Respondent is not a publicly traded company	2. State the total number of votes cast at the latest general meeting prior to the end of year for election of directors of the respondent and number of such votes cast by proxy. Total: 58,342 By Proxy: 0	3. Give the date and place of such meeting: 12/16/25 by written consent
--	--	--

Line No.	Name (Title) and Address of Security Holder (a)	VOTING SECURITIES			
		4. Number of votes as of (date): 12/31/2025			
		Total Votes (b)	Common Stock (c)	Preferred Stock (d)	Other (e)
5	Summit LDC Holdings, LLC 10825 E. Geddes Avenue, Suite 410 Centennial, CO 80112	58,342	58,342		
6					
7					
8					
9					
10					
11					
12					
13					
14					
15					
16					
17					
18					
19					
20					

Name of Respondent Summit Natural Gas of Missouri, Inc.	This Report is: (1) <input checked="" type="checkbox"/> An Original (2) <input type="checkbox"/> A Resubmission	Date of Report (Mo., Da., Yr.) 12/31/2025	Year/Period of Report End of 2025/Q4
--	---	---	--

Important Changes During the Quarter/Year

Give details concerning the matters indicated below. Make the statements explicit and precise, and number them in accordance with the inquiries. Answer each inquiry. Enter "none" or "not applicable" where applicable. If the answer is given elsewhere in the report, refer to the schedule in which it appears.

1. Changes in and important additions to franchise rights: Describe the actual consideration and state from whom the franchise rights were acquired. If the franchise rights were acquired without the payment of consideration, state that fact.
 2. Acquisition of ownership in other companies by reorganization, merger, or consolidation with other companies: Give names of companies involved, particulars concerning the transactions, name of the Commission authorizing the transaction, and reference to Commission authorization.
 3. Purchase or sale of an operating unit or system: Briefly describe the property, and the related transactions, and cite Commission authorization, if any was required. Give date journal entries called for by Uniform System of Accounts were submitted to the Commission.
 4. Important leaseholds (other than leaseholds for natural gas lands) that have been acquired or given, assigned or surrendered: Give effective dates, lengths of terms, names of parties, rents, and other conditions. State name of Commission authorizing lease and give reference to such authorization.
 5. Important extension or reduction of transmission or distribution system: State territory added or relinquished and date operations began or ceased and cite Commission authorization, if any was required. State also the approximate number of customers added or lost and approximate annual revenues of each class of service.
- Each natural gas company must also state major new continuing sources of gas made available to it from purchases, development, purchase contract or otherwise, giving location and approximate total gas volumes available, period of contracts, and other parties to any such arrangements, etc.
6. Obligations incurred or assumed by respondent as guarantor for the performance by another of any agreement or obligation, including ordinary commercial paper maturing on demand or not later than one year after date of issue: State on behalf of whom the obligation was assumed and amount of the obligation. Cite Commission authorization if any was required.
 7. Changes in articles of incorporation or amendments to charter: Explain the nature and purpose of such changes or amendments.
 8. State the estimated annual effect and nature of any important wage scale changes during the year.
 9. State briefly the status of any materially important legal proceedings pending at the end of the year, and the results of any such proceedings culminated during the year.
 10. Describe briefly any materially important transactions of the respondent not disclosed elsewhere in this report in which an officer, director, security holder, voting trustee, associated company or known associate of any of these persons was a party or in which any such person had a material interest.
 11. Estimated increase or decrease in annual revenues caused by important rate changes: State effective date and approximate amount of increase or decrease for each revenue classification. State the number of customers affected.
 12. Describe fully any changes in officers, directors, major security holders and voting powers of the respondent that may have occurred during the reporting period.
 13. In the event that the respondent participates in a cash management program(s) and its proprietary capital ratio is less than 30 percent please describe the significant events or transactions causing the proprietary capital ratio to be less than 30 percent, and the extent to which the respondent has amounts loaned or money advanced to its parent, subsidiary or affiliated companies through a cash management program(s). Additionally, please describe plans, if any to regain at least a 30 percent proprietary ratio.

1.	None.
2.	None.
3.	None.
4.	None.
5.	None.
6.	None.
7.	None.
8.	None.
9.	None.
10.	None.
11.	None.
12.	Hallie Gilman resigned as CLO, Executive Vice President and Secretary 2025 Jane Park - Elected as CLO, Executive Vice President and Secretary 2025 Robert Gunderman resigned as CFO and Executive Vice President 2025 Scott Sanders - Elected CFO and Executive Vice President 2025
13.	None.

Name of Respondent		This Report is:	Date of Report (Mo., Da., Yr.)	Year/Period of Report End of
Summit Natural Gas of Missouri, Inc.		(1) <input checked="" type="checkbox"/> An Original (2) <input type="checkbox"/> A Resubmission	12/31/2025	2025/Q4
Comparative Balance Sheet (Assets and Other Debits)				
Line No.	Title of Accounts (a)	Reference Page Number (b)	Current Year End of Quarter/Year Balance (c)	Prior Year End of Balance 12/31 (d)
1	UTILITY PLANT			
2	Utility Plant (101-106, 114)	204-209	397,200,693	386,766,069
3	Construction Work in Progress (107)	204-209	4,093,596	3,483,523
4	TOTAL Utility Plant (Total of Lines 2 and 3)	204-209	401,294,289	390,249,592
5	(Less) Accum. Provision for Depr., Amort., Depl. (108, 111, 115)	219	(85,561,397)	(79,584,317)
6	Net Utility Plant (Total of line 4 less 5)		315,732,892	310,665,275
7	Nuclear Fuel (120.1 thru 120.4, and 120.6)		-	-
8	(Less) Accum. Provision for Amort., of Nuclear Fuel Assemblies (120.5)		-	-
9	Nuclear Fuel (Total of line 7 less 8)		-	-
10	Net Utility Plant (Total of lines 6 and 9)		315,732,892	310,665,275
11	Utility Plant Adjustments (116)		-	-
12	Gas Stored-Base Gas (117.1)		-	66,245
13	System Balancing Gas (117.2)		-	-
14	Gas Stored in Reservoirs and Pipelines-Noncurrent (117.3)		1,794,272	-
15	Gas Owned to System Gas (117.4)		-	-
16	OTHER PROPERTY AND INVESTMENTS			
17	Nonutility Property (121)		-	-
18	(Less) Accum. Provision for Depreciation and Amortization (122)		-	-
19	Investments in Associated Companies (123)		-	-
20	Investments in Subsidiary Companies (123.1)		-	-
21	(For Cost of Account 123.1 See Footnote Page 224, line 40)			
22	Noncurrent Portion of Allowances		-	-
23	Other Investments (124)		-	-
24	Sinking Funds (125)		-	-
25	Depreciation Fund (126)		-	-
26	Amortization Fund - Federal (127)		-	-
27	Other Special Funds (128)		-	-
28	Long-Term Portion of Derivative Assets (175)		-	-
29	Long-Term Portion of Derivative - Hedges (176)		-	-
30	TOTAL Other Property and Investments (Total of lines 17-20, 22-29)		-	-
31	CURRENT AND ACCRUED ASSETS			
32	Cash (131)		3,084,149	388,981
33	Special Deposits (132-134)		-	-
34	Working Funds (135)		-	-
35	Temporary Cash Investments (136)		13,573	1,009,944
36	Notes Receivable (141)		-	-
37	Customer Accounts Receivable (142)		3,815,991	4,105,568
38	Other Accounts Receivable (143)		5,228	5,112
39	(Less) Accum. Provision for Uncollectible Accounts - Credit (144)		(79,682)	(90,745)
40	Notes Receivable from Associated Companies (145)		-	-
41	Accounts Receivable from Associated Companies (146)		104,469	101,671
42	Fuel Stock (151)		-	-
43	Fuel Stock Expenses Undistributed (152)		-	-

Name of Respondent Summit Natural Gas of Missouri, Inc.		This Report is: (1) <input checked="" type="checkbox"/> An Original (2) <input type="checkbox"/> A Resubmission	Date of Report (Mo., Da., Yr.) 12/31/2025	Year/Period of Report End of 2025/Q4
Comparative Balance Sheet (Assets and Other Debits) (continued)				
Line No.	Title of Accounts (a)	Reference Page Number (b)	Current Year End of Quarter/Year Balance (c)	Prior Year End of Balance 12/31 (d)
44	Residuals (Elec) and Extracted Products (Gas) (153)		-	-
45	Plant Materials and Operating Supplies (154)		2,162,087	2,021,360
46	Merchandise (155)		-	-
47	Other Materials and Supplies (156)		-	-
48	Nuclear Materials Held for Sale (157)		-	-
49	Allowances (158.1 and 158.2)		-	-
50	(Less) Noncurrent Portion of Allowances		-	-
51	Stores Expense Undistributed (163)		-	-
52	Gas Stored Underground-Current (164.1)		-	-
53	Liquefied Natural Gas Stored and Held for Processing (164.2 thru 164.3)		-	-
54	Prepayments (165)		29,989	30,466
55	Advances for Gas (166 thru 167)		-	-
56	Interest and Dividends Receivable (171)		-	-
57	Rents Receivable (172)		-	-
58	Accrued Utility Revenues (173)		3,651,788	3,706,796
59	Miscellaneous Current and Accrued Assets (174)		-	-
60	Derivative Instrument Assets (175)		-	-
61	(Less) Long-Term Portion of Derivative Instrument Assets (175)		-	-
62	Derivative Instrument Assets - Hedges (176)		-	-
63	(Less) Long-Term Portion of Derivative Instrument-Hedges (176)		-	-
64	TOTAL Current and Accrued Assets (Total of lines 32 thru 63)		12,787,592	11,279,153
65	DEFERRED DEBITS			
66	Unamortized Debt Expense (181)		-	-
67	Extraordinary Property Losses (182.1)		-	-
68	Unrecovered Plant and Regulatory Study Costs (182.2)		-	-
69	Other Regulatory Assets (182.3)	232	-	-
70	Preliminary Survey and Investigation Charges (Electric) (183)		-	-
71	Preliminary Survey and Investigation Charges (Gas)(183.1 and 183.2)		-	-
72	Clearing Accounts (184)		-	-
73	Temporary Facilities (185)		-	-
74	Miscellaneous Deferred Debits (186)		4,222,741	4,222,746
75	Deferred Losses from Disposition of Utility Plant (187)		-	-
76	Research, Development, and Demonstration Expend. (188)		-	-
77	Unamortized Loss on Reacquired Debt (189)		-	-
78	Accumulated Deferred Income Taxes (190)	234-235	-	-
79	Unrecovered Purchased Gas Costs (191)		6,907,708	15,020,988
80	TOTAL Deferred Debits (Total of lines 66 thru 79)		11,130,449	19,243,734
81	TOTAL Assets and Other Debits (Total of lines 10-15, 30, 64, and 80)		341,445,205	341,254,407

Name of Respondent Summit Natural Gas of Missouri, Inc.		This Report is: (1) <input checked="" type="checkbox"/> An Original (2) <input type="checkbox"/> A Resubmission	Date of Report (Mo., Da., Yr.) 12/31/2025	Year/Period of Report End of 2025/Q4
Comparative Balance Sheet (Liabilities and Other Credits)				
Line No.	Title of Accounts (a)	Reference Page Number (b)	Current Year End of Quarter/Year Balance (c)	Prior Year End of Balance 12/31 (d)
1	PROPRIETARY CAPITAL			
2	Common Stock Issued (201)	250	1,028,308	1,028,308
3	Preferred Stock Issued (204)		-	-
4	Capital Stock Subscribed (202, 205)		-	-
5	Stock Liability for Conversion (203, 206)		-	-
6	Premium on Capital Stock (207)		299,720,590	295,420,590
7	Other Paid-in Capital (208-211)		-	-
8	Installments Received on Capital Stock (212)		-	-
9	(Less) Discount on Capital Stock (213)		-	-
10	(Less) Capital Stock Expense (214)		-	-
11	Retained Earnings (215, 215.1, 216)	118-119	(4,731,740)	5,137,286
12	Unappropriated Undistributed Subsidiary Earnings (216.1)		-	-
13	(Less) Reacquired Capital Stock (217)		-	-
14	Accumulated Other Comprehensive Income (219)		-	-
15	TOTAL Proprietary Capital (Total of lines 2 thru 14)		296,017,158	301,586,184
16	LONG TERM DEBT			
17	Bonds (221)		-	-
18	(Less) Reacquired Bonds (222)		-	-
19	Advances from Associated Companies (223)		-	-
20	Other Long-Term Debt (224)	250	79,294	38,852
21	Unamortized Premium on Long-Term Debt (225)		-	-
22	(Less) Unamortized Discount on Long-Term Debt-Dr (226)		-	-
23	(Less) Current Portion of Long-Term Debt		-	-
24	TOTAL Long-Term Debt (Total of lines 17 thru 23)		79,294	38,852
25	OTHER NONCURRENT LIABILITIES			
26	Obligations Under Capital Leases-Noncurrent (227)		529,979	650,984
27	Accumulated Provision for Property Insurance (228.1)		-	-
28	Accumulated Provision for Injuries and Damages (228.2)		-	-
29	Accumulated Provision for Pensions and Benefits (228.3)		-	-
30	Accumulated Miscellaneous Operating Provisions (228.4)		-	-
31	Accumulated Provision for Rate Refunds (229)		-	-

Name of Respondent		This Report is:	Date of Report	Year/Period of Report
Summit Natural Gas of Missouri, Inc.		(1) <input checked="" type="checkbox"/> An Original (2) <input type="checkbox"/> A Resubmission	(Mo., Da., Yr.) 12/31/2025	End of 2025/Q4
Comparative Balance Sheet (Liabilities and Other Credits) (continued)				
Line No.	Title of Accounts	Reference Page Number	Current Year End of Quarter/Year Balance	Prior Year End of Balance 12/31
	(a)	(b)	(c)	(d)
32	Long-Term Portion of Derivative Instrument Liabilities		-	-
33	Long-Term Portion of Derivative Instrument Liabilities - Hedges		-	-
34	Asset Retirement Obligations (230)		-	-
35	TOTAL Other Noncurrent Liabilities (Total of lines 26 thru 34)		529,979	650,984
36	CURRENT AND ACCRUED LIABILITIES			
37	Current Portion of Long-Term Debt		-	-
38	Notes Payable (231)		-	-
39	Accounts Payable (232)		1,077,619	1,673,714
40	Notes Payable to Associated Companies (233)		-	-
41	Accounts Payable to Associated Companies (234)		1,965,171	736,049
42	Customer Deposits (235)		344,432	378,251
43	Taxes Accrued (236)		497,516	481,572
44	Interest Accrued (237)		-	-
45	Dividends Declared (238)		-	-
46	Matured Long-Term Debt (239)		-	-
47	Matured Interest (240)		-	-
48	Tax Collections Payable (241)		-	-
49	Miscellaneous Current and Accrued Liabilities (242)		5,052,332	2,063,594
50	Obligations Under Capital Leases-Current (243)		121,005	117,135
51	Derivative Instrument Liabilities (244)		-	-
52	(Less) Long-Term Portion of Derivative Instrument Liabilities		-	-
53	Derivative Instrument Liabilities - Hedge (245)		-	-
54	(Less) Long-Term Portion of Derivative Instrument Liabilities - Hedges		-	-
55	TOTAL Current and Accrued Liabilities (Total of lines 37 thru 54)		9,058,075	5,450,315
56	DEFERRED CREDITS			
57	Customer Advances for Construction (252)		95,275	83,875
58	Accumulated Deferred Investment Tax Credits (255)		-	-
59	Deferred Gains from Disposition of Utility Plant (256)		-	-
60	Other Deferred Credits (253)		-	-
61	Other Regulatory Liabilities (254)	278	17,227,363	15,685,394
62	Unamortized Gain on Reacquired Debt (257)		-	-
63	Accumulated Deferred Income Taxes-Accelerated Amortization (281)		-	-
64	Accumulated Deferred Income Taxes - Other Property (282)	274-275	18,438,061	17,758,803
65	Accumulated Deferred Income Taxes - Other (283)	276-277	-	-
66	TOTAL Deferred Credits (Total of lines 57 thru 65)		35,760,699	33,528,072
67	TOTAL Liabilities and Other Credits (Total of lines 15,24,35,55,and 66)		341,445,205	341,254,407

Name of Respondent	This Report is:	Date of Report (Mo., Da., Yr.)	Year/Period of Report End of
Summit Natural Gas of Missouri, Inc.	(1) <input checked="" type="checkbox"/> An Original (2) <input type="checkbox"/> A Resubmission	12/31/2025	2025/Q4

Statement of Income

Quarterly

- Enter in column (d) the balance for the reporting quarter and in column (e) the balance for the same three month period for the prior year.
- Report in column (f) the quarter to date amounts for electric utility function; in column (h) the quarter to date amounts for gas utility, and in (j) the quarter to date amounts for other utility function for the current year quarter.
- Report in column (g) the quarter to date amounts for electric utility function; in column (i) the quarter to date amounts for gas utility, and in (k) the quarter to date amounts for other utility function for the prior year quarter.
- If additional columns are needed place them in a footnote.

Annual or Quarterly, if applicable.

- Do not report fourth quarter data in columns (e) and (f).
- Report amounts for accounts 412 and 413, Revenues and Expenses from Utility Plant Leases to Others, in another utility column in a similar manner to a utility department.

Spread the amount(s) over lines 2 thru 26 as appropriate. Include these amounts in columns (c) and (d) totals.

- Report amounts in account 414, Other Utility Operating Income, in the same manner as accounts 412 and 413 above.
- Report data for lines 8, 10 and 11 for Natural Gas companies using accounts 404.1, 404.2, 404.3, 407.1 and 407.2.
- Use page 122 for important notes regarding the statement of income for any account thereof.
- Give concise explanations concerning unsettled rate proceedings where a contingency exists such that refunds of a material amount may need to be made to the utility's customers or which may result in material refund to the utility with respect to power or gas purchases. State for each year effected the gross revenues or costs to which the contingency relates and the tax effects together with an explanation of the major factors which affect the rights of the utility to retain such revenues or recover amounts paid with respect to power or gas purchases.
- Give concise explanations concerning significant amounts of any refunds made or received during the year resulting from settlement of any rate proceeding affecting revenues received or costs incurred for power or gas purchases, and a summary of the adjustments made to balance sheet, income and expense accounts.
- If any notes appearing in the report to stockholders are applicable to the Statement of Income, such notes may be included at page 122.
- Enter on page 122 a concise explanation of only those changes in accounting methods made during the year which had an effect on net income, including the basis of allocations and apportionments from those used in the preceding year. Also, give the appropriate dollar effect of such changes.
- Explain in a footnote if the previous year's/quarter's figures are different from that reported in prior reports.

15. If the columns are insufficient for reporting additional utility departments, supply the appropriate account titles. Report the information in a footnote to this schedule.

Line No.	Title of Accounts (a)	Reference Page Number (b)	Total Current Year to Date Balance for Quarter/Year (c)	Total Prior Year to Date Balance for Quarter/Year (d)	Current Three Months Ended Quarterly Only No Fourth Quarter (e)	Prior Three Months Ended Quarterly Only No Fourth Quarter (f)
1	UTILITY OPERATING INCOME					
2	Operating Revenues (400)	300-301	44,588,495	42,660,176		
3	Operating Expenses					
4	Operation Expenses (401)	317-325	30,303,894	29,261,221		
5	Maintenance Expenses (402)	317-325	639,765	468,493		
6	Depreciation Expense (403)	219	7,728,697	7,813,442		
7	Depreciation Expense for Asset Retirement Costs (403.1)	219	-	-		
8	Amortization and Depletion of Utility Plant (404-405)		286,922	-		
9	Amortization of Utility Plant Acu. Adjustment (406)		-	-		
10	Amortization of Prop. Losses, Unrecovered Plant and Reg. Study Costs (407.1)		-	-		
11	Amortization of Conversion Expenses (407.2)		-	-		
12	Regulatory Debits (407.3)		-	-		
13	(Less) Regulatory Credits (407.4)		-	-		
14	Taxes Other than Income Taxes (408.1)	262-263	3,029,902	3,469,819		
15	Income Taxes-Federal (409.1)		-	-		
16	Income Taxes-Other (409.1)		-	-		
17	Provision of Deferred Income Taxes (410.1)		895,611	752,395		
18	(Less) Provision for Deferred Income Taxes-Credit (411.1)		-	-		
19	Investment Tax Credit Adjustment-Net (411.4)		-	-		
20	(Less) Gains from Disposition of Utility Plant (411.6)		-	-		
21	Losses from Disposition of Utility Plant (411.7)		-	-		
22	(Less) Gains from Disposition of Allowances (411.8)		-	-		
23	Losses from Disposition of Allowances (411.9)		-	-		
24	Accretion Expense (411.10)		-	-		
25	TOTAL Utility Operating Expense (Total of lines 4 thru 24)		42,884,791	41,765,370	-	-
26	Net Utility Operating Income (Total of lines 2 less 25) (Carry forward to page 116, line 27)		1,703,704	894,806	-	-

Name of Respondent	This Report is:	Date of Report (Mo., Da., Yr.)	Year/Period of Report End of
Summit Natural Gas of Missouri, Inc.	(1) <input checked="" type="checkbox"/> An Original (2) <input type="checkbox"/> A Resubmission	12/31/2025	2025/Q4

Statement of Income

Statement of Income						

Line No.	Electric Utility Current Year to Date (in dollars) (g)	Electric Utility Previous Year to Date (in dollars) (h)	Gas Utility Current Year to Date (in dollars) (i)	Gas Utility Previous Year to Date (in dollars) (j)	Other Utility Current Year to Date (in dollars) (k)	Other Utility Previous Year to Date (in dollars) (l)
1						
2	-	-	44,588,495	42,660,176	-	-
3						
4	-	-	30,303,894	29,261,221	-	-
5	-	-	639,765	468,493	-	-
6	-	-	7,728,697	7,813,442	-	-
7	-	-	-	-	-	-
8	-	-	286,922	-	-	-
9	-	-	-	-	-	-
10	-	-	-	-	-	-
11	-	-	-	-	-	-
12	-	-	-	-	-	-
13	-	-	-	-	-	-
14	-	-	3,029,902	3,469,819	-	-
15	-	-	-	-	-	-
16	-	-	-	-	-	-
17	-	-	895,611	752,395	-	-
18	-	-	-	-	-	-
19	-	-	-	-	-	-
20	-	-	-	-	-	-
21	-	-	-	-	-	-
22	-	-	-	-	-	-
23	-	-	-	-	-	-
24	-	-	-	-	-	-
25	-	-	42,884,791	41,765,370	-	-
26	-	-	1,703,704	894,806	-	-

Name of Respondent		This Report is:		Date of Report (Mo., Da., Yr.)	Year/Period of Report End of	
Summit Natural Gas of Missouri, Inc.		(1) <input checked="" type="checkbox"/> An Original (2) <input type="checkbox"/> A Resubmission		12/31/2025	2025/Q4	
Statement of Income (Continued)						
Line No.	Title of Accounts (a)	Reference Page Number (b)	Total Current Year to Date Balance for Quarter/Year (c)	Total Prior Year to Date Balance for Quarter/Year (d)	Current Three Months Ended Quarterly Only No Fourth Quarter (e)	Prior Three Months Ended Quarterly Only No Fourth Quarter (f)
27	Net Utility Operating Income (Carried forward from page 114)		1,703,704	894,806	-	-
28	OTHER INCOME AND DEDUCTIONS					
29	Other Income					
30	Nonutility Operating Income					
31	Revenues from Merchandising, Jobbing and Contract Work (415)		-	-	-	-
32	(Less) Costs and Expense of Merchandising, Job & Contract Work (416)		-	-	-	-
33	Revenues from Nonutility Operations (417)		-	-	-	-
34	(Less) Expenses of Nonutility Operations (417.1)		-	-	-	-
35	Nonoperating Rental Income (418)		-	-	-	-
36	Equity in Earnings of Subsidiary Companies (418.1)		-	-	-	-
37	Interest and Dividend Income (419)		830,427	1,403,327	-	-
38	Allowance for Funds Used During Construction (419.1)		136,249	-	-	-
39	Miscellaneous Nonoperating Income (421)		34,681	30,662	-	-
40	Gain on Disposition of Property (421.1)		-	-	-	-
41	TOTAL Other Income (Total of lines 31 thru 40)		1,001,357	1,433,989	-	-
42	Other Income and Deductions					
43	Loss on Disposition of Property (421.2)		33,796	-	-	-
44	Miscellaneous Amortization (425)		-	-	-	-
45	Donations (426.1)		22,900	20,000	-	-
46	Life Insurance (426.2)		-	-	-	-
47	Penalties (426.3)		-	-	-	-
48	Expenditures for Certain Civic, Political and Related Activities (426.4)		49,000	63,710	-	-
49	Other Deductions (426.5)		-	-	-	-
50	TOTAL Other Income and Deductions (Total of lines 43 thru 49)		105,696	83,710	-	-
51	Taxes Applic. to Other Income and Deductions					
52	Taxes Other than Income Taxes (408.2)	262-263	-	-	-	-
53	Income Taxes-Federal (409.2)	262-263	-	-	-	-
54	Income Taxes-Other (409.2)	262-263	-	-	-	-
55	Provision for Deferred Income Taxes (410.2)		-	-	-	-
56	(Less) Provision for Deferred Income Taxes-Credit (411.2)		-	-	-	-
57	Investment Tax Credit Adjustment-Net (411.5)		-	-	-	-
58	(Less) Investment Tax Credits (420)		-	-	-	-
59	TOTAL Taxes on Other Income and Deductions (Total of lines 52-58)		-	-	-	-
60	Net Other Income and Deductions (Total of lines 41, 50, 59)		895,661	1,350,279	-	-
61	INTEREST CHARGES					
62	Interest on Long-Term Debt (427)		-	-	-	-
63	Amortization of Debt Disc. And Expense (428)		-	-	-	-
64	Amortization of Loss on Reacquired Debt (428.1)		-	-	-	-
65	(Less) Amortization of Premium on Debt-Credit (429)		-	-	-	-
66	(Less) Amortization of Gain on Reacquired Debt-Credit (429.1)		-	-	-	-
67	Interest on Debt to Associated Companies (430)		-	-	-	-
68	Other Interest Expense (431)		7,731	60,618	-	-
69	(Less) Allowance for Borrowed Funds Used During Construction-Credit (432)		39,340	-	-	-
70	Net Interest Charges (Total of lines 62 thru 69)		(31,609)	60,618	-	-
71	Income Before Extraordinary Items (Total of lines 27, 60 and 70)		2,630,974	2,184,467	-	-
72	EXTRAORDINARY ITEMS					
73	Extraordinary Income (434)		-	-	-	-
74	(Less) Extraordinary Deductions (435)		-	-	-	-
75	Net Extraordinary Items (Total of line 73 less line 74)		-	-	-	-
76	Income Taxes-Federal and Other (409.3)	262-263	-	-	-	-
77	Extraordinary Items after Taxes (Total of line 75 less line 76)		-	-	-	-
78	Net Income (Total of lines 71 and 77)		2,630,974	2,184,467	-	-

Name of Respondent	This Report is:	Date of Report (Mo., Da., Yr.)	Year/Period of Report End of
Summit Natural Gas of Missouri, Inc.	(1) <input checked="" type="checkbox"/> An Original (2) <input type="checkbox"/> A Resubmission	12/31/2025	2025/Q4

Statement of Retained Earnings

1. Report all changes in appropriated retained earnings, unappropriated retained earnings, and unappropriated undistributed subsidiary earnings for the year.
2. Each credit and debit during the year should be identified as to the retained earnings account in which recorded (Accounts 433, 436-439 inclusive). Show the contra primary account affected in column (b).
3. State the purpose and amount for each reservation or appropriation of retained earnings.
4. List first Account 439, Adjustments to Retained Earnings, reflecting adjustments to the opening balance of retained earnings. Follow by credit, then debit items, in that order.
5. Show dividends for each class and series of capital stock.

Line No.	Item (a)	Contra Primary Account Affected (b)	Current Quarter Year to Date Balance (c)	Previous Quarter Year to Date Balance (d)
	UNAPPROPRIATED RETAINED EARNINGS			
1	Balance-Beginning of Period		5,137,286	11,452,819
2	Changes (Identify by prescribed retained earnings accounts)			
3	Adjustments to Retained Earnings (Account 439)			
4	TOTAL Credit to Retained Earnings (Account 439)		-	-
5	TOTAL Debit to Retained Earnings (Account 439)		-	-
6	Balance Transferred from Income (Acct. 433 less Acct. 418.1)		2,630,974	2,184,467
7	Appropriations of Retained Earnings (Account 436)		-	-
8			-	-
9	Dividends Declared-Preferred Stock (Account 437)			
10			-	-
11	Dividends Declared-Common Stock (Account 438)			
12	TOTAL Dividends Declared-Common Stock (Account 438)		12,500,000	8,500,000
13	Transfers from Account 216.1, Unappropriated Undistributed Subsidiary Earnings		-	-
14	Balance-End of Period (Total of lines 1,4,5,6,8,10,12, and 13)		(4,731,740)	5,137,286
15	APPROPRIATED RETAINED EARNINGS (Account 215)			
16	TOTAL Appropriated Retained Earnings (Account 215)		-	-
17	APPROPRIATED RETAINED EARNINGS-AMORTIZATION RESERVE, FEDERAL (Account			
18	TOTAL Appropriated Retained Earnings-Amortization Reserve, Federal (Account		-	-
19	TOTAL Appropriated Retained Earnings (Accounts 215, 215.1) (Total of lines		-	-
20	TOTAL Retained Earnings (Accounts 215, 215.1, 216) (Total of lines 14 and 1)		(4,731,740)	5,137,286
21	UNAPPROPRIATED UNDISTRIBUTED SUBSIDIARY EARNINGS (Account 216.1)			
	Report only on an Annual Basis no Quarterly			
22	Balance-Beginning of Year (Debit or Credit)		-	-
23	Equity in Earnings for Year (Credit) (Account 418.1)		-	-
24	(Less) Dividends Received (Debit)		-	-
25	Other Changes (Explain) - Rounding		-	-
26	Balance-End of Year		-	-

Name of Respondent		This Report is:	Date of Report (Mo., Da., Yr.)	Year/Period of Report End of
Summit Natural Gas of Missouri, Inc.		(1) <input checked="" type="checkbox"/> An Original (2) <input type="checkbox"/> A Resubmission	12/31/2025	2025/Q4
Statement of Cash Flows				
<p>(1) Codes to be used: (a) Net Proceeds or Payments; (b) Bonds, debentures and other long-term debt; (c) Include commercial paper; and (d) Identify separately such items as investments, fixed assets, intangibles, etc.</p> <p>(2) Information about noncash investing and financing activities must be provided in the Notes to the Financial statements. Also provide a reconciliation between "Cash and Cash Equivalents at End of Period" with related amounts on the Balance Sheet.</p> <p>(3) Operating Activities - Other: Include gains and losses pertaining to operating activities only. Gains and losses pertaining to investing and financing activities should be reported in those activities. Show in the Notes to the Financials the amounts of interest paid (net of amount capitalized) and income taxes paid.</p> <p>(4) Investing Activities: Include at Other (line 25) net cash outflow to acquire other companies. Provide a reconciliation of assets acquired with liabilities assumed in the Notes to the Financial Statements. Do not include on this statement the dollar amount of leases capitalized per the USofA General Instruction 20; instead provide a reconciliation of the dollar amount of leases capitalized with the plant cost.</p>				
Line No.	Description (See Instructions for explanation of codes)	Current Year to Date Quarter/Year	Previous Year to Date Quarter/Year	
	(a)			
1	Net Cash Flow from Operating Activities			
2	Net Income (Line 78(C) on page 116)	2,630,974	2,184,467	
3	Noncash Changes (Credits) to Income:			
4	Depreciation and Depletion	7,728,697	7,813,442	
5		-	-	
6	Deferred Income Taxes (Net)	679,258	802,385	
7	Investment Tax Credit Adjustments (Net)	-	-	
8	Net (Increase) Decrease in Receivables	275,600	(94,568)	
9	Net (Increase) Decrease in Inventory	(140,726)	327,310	
10	Net (Increase) Decrease in Prepaid Expenses	477	17,809	
11	Net Increase (Decrease) in Payables and Accrued Expenses	4,128,723	2,711,751	
12	Net (Increase) Decrease in Other Regulatory Assets	(1,673,019)	(44,131)	
13	Net (Increase) Decrease in Other Assets	119,185	136,375	
14	(Less) Allowance for Funds Used During Construction	-	-	
15	(Less) Undistributed Earnings from Subsidiary Companies	-	-	
16	Other: (Increase) Decrease in Purchased Gas Costs	8,113,281	4,517,057	
17	Net Cash Provided by (Used in) Operating Activities			
18	(Total of Lines 2 thru 16)	21,862,450	18,371,897	
19				
20	Cash Flows from Investment Activities:			
21	Construction and Acquisition of Plant (including land):			
22	Gross Additions to Utility Plant (less nuclear fuel)	(12,915,499)	(14,272,308)	
23	Gross Additions to Nuclear Fuel	-	-	
24	Gross Additions to Common Utility Plant	-	-	
25	Gross Additions to Nonutility Plant	-	-	
26	(Less) Allowance for Funds Used During Construction	-	-	
27	Other: Rounding	(2)	-	
28	Cash Outflows for Plant (Total of lines 22 thru 27)	(12,915,501)	(14,272,308)	
29				
30	Acquisition of Other Noncurrent Assets (d)	-	-	
31	Proceeds from Disposal of Noncurrent Assets (d)	-	-	
32	Net (Increase) Decrease in Deferred Debits	6	(3,568,201)	
33	Investments in and Advances to Assoc. and Subsidiary Companies		-	
34	Contributions and Advances from Assoc. and Subsidiary Companies	900,000	-	
35	Disposition of Investments in (and Advances to)			
36	Associated and Subsidiary Companies	-	-	
37	Rounding	-	-	
38	Purchase of Investment Securities (a)	-	-	
39	Proceeds from Sales of Investment Securities (a)	-	-	

Name of Respondent		This Report is:	Date of Report (Mo., Da., Yr.)	Year/Period of Report End of
Summit Natural Gas of Missouri, Inc.		(1) <input checked="" type="checkbox"/> An Original (2) <input type="checkbox"/> A Resubmission	12/31/2025	2025/Q4
Statement of Cash Flows (continued)				
Line No.	Description (See Instructions for explanation of codes) (a)	Current Year to Date Quarter/Year	Previous Year to Date Quarter/Year	
40	Loans Made or Purchased	-	-	
41	Collections on Loans	-	-	
42		-	-	
43	Net (Increase) Decrease in Receivables	-	-	
44	Net (Increase) Decrease in Inventory	-	-	
45	Net (Increase) Decrease in Allowances Held for Speculation	-	-	
46	Net Increase (Decrease) in Payables and Accrued Expenses	-	-	
47	Other (footnote details):	-	-	
48	Net Cash Provided by (Used in) Investing Activities			
49	(Total of lines 28 thru 47)	(12,015,495)	(17,840,509)	
50				
51	Cash Flows from Financing Activities:			
52	Proceeds from Issuance of:			
53	Long-Term Debt (b)	40,442	26,917	
54	Preferred Stock	-	-	
55	Common Stock	-	-	
56	Other: Proceeds (Payments) from Contributed Capital	4,300,000	7,700,000	
57	Net Increase in Short-term Debt (c)	-	-	
58	Other: Customer advances for constuction	11,400	19,802	
59	Cash Provided by Outside Sources (Total of lines 53 thru 58)	4,351,842	7,746,719	
60				
61	Payments for Retirement of:			
62	Long-Term Debt (b)	-	-	
63	Preferred Stock	-	-	
64	Common Stock	-	-	
65	Other (footnote details)	-	-	
66	Net Decrease in Short-term Debt (c)	-	-	
67		-	-	
68	Dividends on Preferred Stock	-	-	
69	Dividends on Common Stock	(12,500,000)	(8,500,000)	
70	Net Cash Provided by (Used in) Financing Activities			
71	(Total of lines 59 thru 69)	(8,148,158)	(753,281)	
72				
73	Net Increase (Decrease) in Cash and Cash Equivalents			
74	(Total of lines 18, 49 and 71)	1,698,797	(221,893)	
75				
76	Cash and Cash Equivalents at Beginning of Period	1,398,925	1,620,818	
77				
78	Cash and Cash Equivalents at End of Period	3,097,722	1,398,925	

Name of Respondent Summit Natural Gas of Missouri, Inc.	This Report is: (1) <input checked="" type="checkbox"/> An Original (2) <input type="checkbox"/> A Resubmission	Date of Report (Mo., Da., Yr.) 12/31/2025	Year/Period of Report End of 2025/Q4
--	---	---	--

Notes to Financial Statements

1. Provide important disclosures regarding the Balance Sheet, Statement of Income for the Year, Statement of Retained Earnings for the Year, and Statement of Cash Flow, or any account thereof. Classify the disclosures according to each financial statement, providing a subheading for each statement except where a disclosure is applicable to more than one statement. The disclosures must be on the same subject matters and in the same level of detail that would be required if the respondent issued general purpose financial statements to the public or shareholders.
2. Furnish details as to any significant contingent assets or liabilities existing at year end, and briefly explain any action initiated by the Internal Revenue Service involving possible assessment of additional income taxes of material amount, or a claim for refund of income taxes of a material amount initiated by the utility. Also, briefly explain any dividends in arrears on cumulative preferred stock.
3. Furnish details on the respondent's pension plans, post-retirement benefits other than pensions (PBOP) plans, and post-employment benefits plans as required by instruction No. 1 and, in addition, disclose for each individual plan the current year's cash contributions. Furnish details on the accounting for the plans and any changes in the method of accounting for them. Include details on the accounting for transition obligations or assets, gains or losses, the amounts deferred and the expected recovery periods. Also, disclose any current year's plan or trust curtailments, terminations, transfers, or reversions of assets. Entities that participate in multiemployer postretirement benefit plans (e.g. parent company sponsored pension plans) disclose in addition to the required disclosures for the consolidated plan, (1) the amount of cost recognized in the respondent's financial statements for each plan for the period presented, and (2) the basis for determining the respondent's share of the total plan costs.
4. Furnish details on the respondent's asset retirement obligations (ARO) as required by instruction no. 1 and, in addition, disclose the amounts recovered through rates to settle such obligations. Identify any mechanism or account in which recovered funds are being placed (i.e. trust funds, insurance policies, surety bonds). Furnish details on the accounting for the asset retirement obligations and any changes in the measurement or method of accounting for the obligations. Include details on the accounting for settlement of obligations and any gains or losses expected or incurred on the settlement.
5. Provide a list of all environmental credits received during the reporting period.
6. Provide a summary of revenues and expenses for each tracked cost and special surcharge.
7. Where Account 189, Unamortized Loss on Reacquired Debt, and 257, Unamortized Gain on Reacquired Debt, are not used, give an explanation, providing the rate treatment given these item. See General Instruction 17 of the Uniform System of Accounts.
8. Explain concisely any retained earnings restrictions and state the amount of retained earnings affected by such restrictions.
9. Disclose details on any significant financial changes during the reporting year to the respondent or the respondent's consolidated group that directly affect the respondent's gas pipeline operations, including: sales, transfers or mergers of affiliates, investments in new partnerships, sales of gas pipeline facilities or the sale of ownership interests in the gas pipeline to limited partnership, investments in related industries (i.e., production, gathering), major pipeline investments, acquisitions by the parent corporation(s), and distributions of capital.
10. Explain concisely unsettled rate proceedings where a contingency exists such that the company may need to refund a material amount to the utility's customers or that the utility may receive a material refund with respect to power or gas purchases. State for each year affected the gross revenues or costs to which the contingency relates and the tax effects and explain the major factors that affect the rights of the utility to retain such revenues or to recover amounts paid with respect to power and gas purchases.
11. Explain concisely significant amounts of any refunds made or received during the year resulting from settlement of any rate proceeding affecting revenues received or costs incurred for power or gas purchases, and summarize the adjustments made to balance sheet, income, and expense accounts.
12. Explain concisely only those significant changes in accounting methods made during the year which had an effect on net income, including the basis of allocations and apportionments from those used in the preceding year. Also give the approximate dollar effect of such changes.
13. For the 3Q disclosures, respondent must provide in the notes sufficient disclosures so as to make the interim information not misleading. Disclosures which would substantially duplicate the disclosures contained in the most recent FERC Annual Report may be omitted.
14. For the 3Q disclosures, the disclosures shall be provided where events subsequent to the end of the most recent year have occurred which have a material effect on the respondent. Respondent must include in the notes significant changes since the most recently completed year in such items as: accounting principles and practices; estimates inherent in the preparation of the financial statements; status of long-term contracts; capitalization including significant new borrowings or modifications of existing financing agreements; and changes resulting from business combinations or dispositions. However where material contingencies exist, the disclosure of such matters shall be provided even though a significant change since year end may not have occurred.
15. Finally, if the notes to the financial statements relating to the respondent appearing in the annual report to the stockholders are applicable and furnish the data required by the above instructions, such notes may be included herein.

See Pg 122.1a

Name of Respondent Summit Natural Gas of Missouri, Inc.	This Report is: (1) <input checked="" type="checkbox"/> An Original (2) <input type="checkbox"/> A Resubmission	Date of Report (Mo., Da., Yr.) 12/31/2025	Year/Period of Report End of 2025/Q4
--	---	---	--

Notes to Financial Statements

Extraordinary Winter Storm Event and Gas Recovery Costs:
 In February 2021, certain of the Company's subsidiaries experienced extreme and unprecedented winter weather that resulted in prolonged freezing temperatures, which impacted their respective operations, including increased customer demand, limited natural gas supply and increased natural gas prices, among other things. In some jurisdictions, these costs were recovered through a recovery rider and deferred as a regulatory asset. In jurisdictions where adjustments were made to the gas cost recovery tariffs, the costs were applied to recoverable purchased gas costs.

Balances are recovered through purchased gas adjustments semi-annually.

Excess costs and carrying charges adjustments made to the gas cost recovery tariffs are being recovered over 5 to 20 years.

Regulatory Assets:
 Rebate program and start-up costs are recovered from customers through the ratemaking process.

The Tax Cut Jobs Act ("TCJA") requires companies to revalue federal deferred tax assets and liabilities using a corporate statutory tax rate of 21%. A regulatory asset is recorded for the unprotected portion of the excess deferred income tax ("EDIT") balance not related to property, plant, and equipment. The SNG-MO asset is amortized over 25 years and is offset by the refund of the protected EDIT liability, resulting in no impact to customer rates until 2042.

Regulatory Liabilities:
 A regulatory liability was created for the protected portion of the excess deferred income tax balance related to property, plant and equipment in accordance with the TCJA and for SNG-MO, the balance also includes a liability related to a reduction in rates in conjunction with the TCJA. The liability associated with property, plant and equipment will generally be amortized over the remaining life of the related assets using the normalization principles as specifically prescribed in the TCJA, and the liability associated with customer rates will be determined by the next rate case.

Other deferred revenues are allocated to customers through the ratemaking process.

Gas Purchase Commitments:
 The Company enters into gas purchase agreements to limit customer rate volatility as approved by the respective state commissions. These gas purchase agreements provide stability to the Company's cash flows during environments of volatile gas prices and manage the Company's exposure to fluctuations in natural gas prices. These commitments, which are to purchase natural gas at fixed rates and market rates, qualify for the normal purchase exclusion in accordance with derivative accounting.

Name of Respondent	This Report is:	Date of Report (Mo., Da., Yr.)	Year/Period of Report End of
Summit Natural Gas of Missouri, Inc.	(1) <input checked="" type="checkbox"/> An Original (2) <input type="checkbox"/> A Resubmission	12/31/2025	2025/Q4

Gas Plant in Service (Accounts 101, 102, 103, and 106)

1. Report below the original cost of gas plant in service according to the prescribed accounts.
 2. In addition to Account 101, Gas Plant in Service (Classified), this page and the next include Account 102, Gas Plant Purchased or Sold, Account 103, Experimental Gas Plant Unclassified, and Account 106, Completed Construction Not Classified-Gas.
 3. Include in column (c) and (d), as appropriate corrections of additions and retirements for the current or preceding year.
 4. Enclose in parenthesis credit adjustments of plant accounts to indicate the negative effect of such accounts.
 5. Classify Account 106 according to prescribed accounts, on an estimated basis if necessary, and include the entries in column (c). Also to be included in column (c) are entries for reversals of tentative distributions of prior year reported in column (b). Likewise, if the respondent has a significant amount of plant retirements which have not been classified to primary accounts at the end of the year, include in column (d) a tentative distribution of such retirements, on an estimated basis, with appropriate contra entry to the account for accumulated depreciation provision. Include also in column (d) reversals of tentative distributions of prior year's unclassified retirements. Attach supplemental statement showing the account distributions of these tentative classifications in columns (c) and (d).

Line No.	Account (a)	Balance at Beginning of Year (b)	Additions (c)
1	INTANGIBLE PLANT		
2	301 Organization	-	-
3	302 Franchises and Consents	1,064,697	-
4	303 Miscellaneous Intangible Plant	-	-
5	TOTAL Intangible Plant (Enter Total of lines 2 thru 4)	1,064,697	-
6	PRODUCTION PLANT		
7	Natural Gas Production and Gathering Plant		
8	325.1 Producing Lands	-	-
9	325.2 Producing Leaseholds	-	-
10	325.3 Gas Rights	-	-
11	325.4 Rights-of-Way	-	-
12	325.5 Other Land and Land Rights	-	-
13	326 Gas Well Structures	-	-
14	327 Field Compressor Station Structures	-	-
15	328 Field Measuring and Regulating Station Equipment	-	-
16	329 Other Structures	-	-
17	330 Producing Gas Wells-Well Construction	-	-
18	331 Producing Gas Wells-Well Equipment	-	-
19	332 Field Lines	-	-
20	333 Field Compressor Station Equipment	-	-
21	334 Field Measuring and Regulating Station Equipment	-	-
22	335 Drilling and Cleaning Equipment	-	-
23	336 Purification Equipment	-	-
24	337 Other Equipment	-	-
25	338 Unsuccessful Exploration and Development Costs	-	-
26	339 Asset Retirement Costs for Natural Gas Production	-	-
27	TOTAL Production and Gathering Plant (Enter Total lines 8 thru 26)	-	-
28	PRODUCTS EXTRACTION PLANT		
29	340 Land and Land Rights	-	-
30	341 Structures and Improvements	-	-
31	342 Extraction and Refining Equipment	-	-
32	343 Pipe Lines	-	-
33	344 Extracted Products Storage Equipment	-	-

Name of Respondent	This Report is:	Date of Report (Mo., Da., Yr.)	Year/Period of Report End of
Summit Natural Gas of Missouri, Inc.	(1) <input checked="" type="checkbox"/> An Original (2) <input type="checkbox"/> A Resubmission	12/31/2025	2025/Q4

Gas Plant in Service (Accounts 101, 102, 103, and 106) (continued)

including the reversals of the prior years tentative account distributions of these amounts. Careful observance of the above instructions and the texts of Account 101 and 106 will avoid serious omissions of respondent's reported amount for plant actually in service at the end of year.

6. Show in column (f) reclassifications or transfers within utility plant accounts. Include also in column (f) the additions or reductions of primary account classifications arising from distribution of amounts initially recorded in Account 102. In showing the clearance of Account 102, include in column (e) the amounts with respect to accumulated provision for depreciation, acquisition adjustments, etc., and show in column (f) only the offset to the debits or credits to primary account classifications.

7. For Account 399, state the nature and use of plant included in this account and if substantial in amount submit a supplementary statement showing subaccount classification of such plant conforming to the requirements of these pages.

8. For each amount comprising the reported balance and changes in Account 102, state the property purchased or sold, name of vendor or purchaser, and date of transaction. If proposed journal entries have been filed with the Commission as required by the Uniform System of Accounts, give date of such filing.

Line No.	Retirements (d)	Adjustments (e)	Transfers (f)	Balance at End of Year (g)
1				
2	-	-	-	-
3	-	-	-	1,064,697
4	-	-	-	-
5	-	-	-	1,064,697
6				
7				
8	-	-	-	-
9	-	-	-	-
10	-	-	-	-
11	-	-	-	-
12	-	-	-	-
13	-	-	-	-
14	-	-	-	-
15	-	-	-	-
16	-	-	-	-
17	-	-	-	-
18	-	-	-	-
19	-	-	-	-
20	-	-	-	-
21	-	-	-	-
22	-	-	-	-
23	-	-	-	-
24	-	-	-	-
25	-	-	-	-
26	-	-	-	-
27	-	-	-	-
28				
29	-	-	-	-
30	-	-	-	-
31	-	-	-	-
32	-	-	-	-
33	-	-	-	-

Name of Respondent		This Report is:	Date of Report (Mo., Da., Yr.)	Year/Period of Report End of
Summit Natural Gas of Missouri, Inc.		(1) <input checked="" type="checkbox"/> An Original (2) <input type="checkbox"/> A Resubmission	12/31/2025	2025/Q4
Gas Plant in Service (Accounts 101, 102, 103, and 106) (continued)				
Line No.	Account (a)	Balance at Beginning of Year (b)	Additions (c)	
34	345 Compressor Equipment	-	-	
35	346 Gas Measuring and Regulating Equipment	-	-	
36	347 Other Equipment	-	-	
37	348 Asset Retirement Costs for Products Extraction Plant	-	-	
38	TOTAL Products Extraction Plant (Enter Total of lines 29 thru 37)	-	-	
39	TOTAL Natural Gas Production Plant (Enter Total of lines 27 and 38)	-	-	
40	Manufactured Gas Production Plant (Submit Supplementary	-	-	
41	TOTAL Production Plant (Enter Total of lines 39 and 40)	-	-	
42	NATURAL GAS STORAGE AND PROCESSING PLANT			
43	Underground Storage Plant			
44	350.1 Land	-	-	
45	350.2 Rights-of-Way	-	-	
46	351 Structures and Improvements	-	-	
47	352 Wells	-	-	
48	352.1 Storage Leaseholds and Rights	-	-	
49	352.2 Reservoirs	-	-	
50	352.3 Non-recoverable Natural Gas	-	-	
51	353 Lines	-	-	
52	354 Compressor Station Equipment	-	-	
53	355 Other Equipment	-	-	
54	356 Purification Equipment	-	-	
55	357 Other Equipment	-	-	
56	358 Asset Retirement Costs for Underground Storage Plant	-	-	
57	TOTAL Underground Storage Plant (Enter Total of lines 44 thru 56)	-	-	
58	Other Storage Plant			
59	360 Land and Land Rights	-	-	
60	361 Structures and Improvements	-	-	
61	362 Gas Holders	-	-	
62	363 Purification Equipment	-	-	
63	363.1 Liquefaction Equipment	-	-	
64	363.2 Vaporizing Equipment	-	-	
65	363.3 Compressor Equipment	-	-	
66	363.4 Measuring and Regulating Equipment	-	-	
67	363.5 Other Equipment	-	-	
68	363.6 Asset Retirement Costs for Other Storage Plant	-	-	
69	TOTAL Other Storage Plant (Enter Total of lines 58 thru 68)	-	-	
70	Base Load Liquefied Natural Gas Terminaling and Processing Plant			
71	364.1 Land and Land Rights	-	-	
72	364.2 Structures and Improvements	-	-	
73	364.3 LNG Processing Terminal Equipment	-	-	
74	364.4 LNG Transportation Equipment	-	-	
75	364.5 Measuring and Regulating Equipment	-	-	
76	364.6 Compressor Station Equipment	-	-	
77	364.7 Communications Equipment	-	-	
78	364.8 Other Equipment	-	-	
79	364.9 Asset Retirement Costs for Base Load Liquefied Natural Gas	-	-	
80	TOTAL Base Load Liquefied Nat'l Gas, Terminaling and Processing Plant	-	-	

Name of Respondent	This Report is:	Date of Report (Mo., Da., Yr.)	Year/Period of Report End of
Summit Natural Gas of Missouri, Inc.	(1) <input checked="" type="checkbox"/> An Original (2) <input type="checkbox"/> A Resubmission	12/31/2025	2025/Q4

Gas Plant in Service (Accounts 101, 102, 103, and 106) (continued)

Line No.	Retirements (d)	Adjustments (e)	Transfers (f)	Balance at End of Year (g)
34	-	-	-	-
35	-	-	-	-
36	-	-	-	-
37	-	-	-	-
38	-	-	-	-
39	-	-	-	-
40	-	-	-	-
41	-	-	-	-
42				
43				
44	-	-	-	-
45	-	-	-	-
46	-	-	-	-
47	-	-	-	-
48	-	-	-	-
49	-	-	-	-
50	-	-	-	-
51	-	-	-	-
52	-	-	-	-
53	-	-	-	-
54	-	-	-	-
55	-	-	-	-
56	-	-	-	-
57	-	-	-	-
58				
59	-	-	-	-
60	-	-	-	-
61	-	-	-	-
62	-	-	-	-
63	-	-	-	-
64	-	-	-	-
65	-	-	-	-
66	-	-	-	-
67	-	-	-	-
68	-	-	-	-
69	-	-	-	-
70				
71	-	-	-	-
72	-	-	-	-
73	-	-	-	-
74	-	-	-	-
75	-	-	-	-
76	-	-	-	-
77	-	-	-	-
78	-	-	-	-
79	-	-	-	-
80	-	-	-	-

Name of Respondent		This Report is:	Date of Report (Mo., Da., Yr.)	Year/Period of Report End of
Summit Natural Gas of Missouri, Inc.		(1) <input checked="" type="checkbox"/> An Original (2) <input type="checkbox"/> A Resubmission	12/31/2025	2025/Q4
Gas Plant in Service (Accounts 101, 102, 103, and 106) (continued)				
Line No.	Account (a)	Balance at Beginning of Year (b)	Additions (c)	
81	TOTAL Nat'l Gas Storage and Processing Plant (Total of lines 57,	-	-	
82	TRANSMISSION PLANT			
83	365.1 Land and Land Rights	329,026	-	
84	365.2 Rights-of-Way	35,565	-	
85	366 Structures and Improvements	-	-	
86	367 Mains	28,568,091	2,771	
87	368 Compressor Station Equipment	12,739,940	-	
88	369 Measuring and Regulating Station Equipment	939,589	-	
89	370 Communication Equipment	-	-	
90	371 Other Equipment	-	-	
91	372 Asset Retirement Costs for Transmission Plant	-	-	
92	TOTAL Transmission Plant (Enter Totals of lines 83 thru 91)	42,612,211	2,771	
93	DISTRIBUTION PLANT			
94	374 Land and Land Rights	16,217,321	25,671	
95	375 Structures and Improvements	198,379	-	
96	376 Mains	195,336,279	3,955,302	
97	377 Compressor Station Equipment	-	-	
98	378 Measuring and Regulating Station Equipment-General	9,029,681	1,603,192	
99	379 Measuring and Regulating Station Equipment-City Gate	-	-	
100	380 Services	56,563,500	2,150,756	
101	381 Meters	14,620,789	1,650,700	
102	382 Meter Installations	3,030,292	251,916	
103	383 House Regulators	848,126	109,743	
104	384 House Regulator Installations	-	-	
105	385 Industrial Measuring and Regulating Station Equipment	747,464	126,629	
106	386 Other Property on Customers' Premises	10,376,445	-	
107	387 Other Equipment	-	-	
108	388 Asset retirement Costs for Distribution Plant	-	-	
109	TOTAL Distribution Plant (Enter Total of lines 94 thru 108)	306,968,276	9,873,909	
110	GENERAL PLANT			
111	389 Land and Land Rights	-	-	
112	390 Structures and Improvements	5,401,234	833,294	
113	391 Office Furniture and Equipment	2,573,967	114,267	
114	392 Transportation Equipment	4,902,204	665,409	
115	393 Stores Equipment	33,023	-	
116	394 Tools, Shop, and Garage Equipment	531,903	5,501	
117	395 Laboratory Equipment	-	-	
118	396 Power Operated Equipment	1,870,566	322,657	
119	397 Communication Equipment	253,157	-	
120	398 Miscellaneous Equipment	-	-	
121	Subtotal (Enter Total of lines 111 thru 120)	15,566,054	1,941,127	
122	399 Other Tangible Property	-	-	
123	399.1 Asset Retirement Costs for General Plant	-	-	
124	TOTAL General Plant (Enter Total of lines 121, 122 and 123)	15,566,054	1,941,127	
125	TOTAL (Accounts 101 and 106)	366,211,238	11,817,807	
126	Gas Plant Purchased (See Instruction 8)	-	-	
127	(Less) Gas Plant Sold (See Instruction 8)	-	-	
128	Experimental Gas Plant Unclassified	-	-	
129	TOTAL Gas Plant in Service (Enter Total of lines 125 thru 128)	366,211,238	11,817,807	

Name of Respondent		This Report is:		Date of Report (Mo., Da., Yr.)	Year/Period of Report End of
Summit Natural Gas of Missouri, Inc.		(1) <input checked="" type="checkbox"/> An Original (2) <input type="checkbox"/> A Resubmission		12/31/2025	2025/Q4
Gas Plant in Service (Accounts 101, 102, 103, and 106) (continued)					
Line No.	Retirements (d)	Adjustments (e)	Transfers (f)	Balance at End of Year (g)	
81					
82					
83	-	-	-		329,026
84	-	-	-		35,565
85	-	-	-		-
86	-	-	-		28,570,862
87	-	-	-		12,739,940
88	-	-	-		939,589
89	-	-	-		-
90	-	-	-		-
91	-	-	-		-
92	-	-	-		42,614,982
93					
94	-	-	-		16,242,992
95	-	-	-		198,379
96	(44,194)	-	-		199,247,387
97	-	-	-		-
98	(61,563)	-	-		10,571,310
99	-	-	-		-
100	(517,202)	-	-		58,197,054
101	(186,949)	-	-		16,084,540
102	(21,603)	-	-		3,260,605
103	(21,424)	-	-		936,445
104	-	-	-		-
105	-	-	-		874,093
106	-	-	-		10,376,445
107	-	-	-		-
108	-	-	-		-
109	(852,935)	-	-		315,989,250
110					
111	-	-	-		-
112	(482,092)	-	-		5,752,436
113	(145,440)	-	255,515		2,798,309
114	(158,230)	-	-		5,409,383
115	-	-	-		33,023
116	-	-	-		537,404
117	-	-	-		-
118	-	-	5,232		2,198,455
119	-	-	(5,232)		247,925
120	-	-	-		-
121	(320,022)	-	255,515		16,976,935
122	-	-	-		-
123	-	-	-		-
124	(320,022)	-	255,515		16,976,935
125	(1,172,957)	-	255,515		376,645,864
126					
127	-	-	-		-
128	-	-	-		-
129	(1,172,957)	-	255,515		376,645,864

Name of Respondent	This Report is: (1) <input checked="" type="checkbox"/> An Original (2) <input type="checkbox"/> A Resubmission	Date of Report (Mo., Da., Yr.) 12/31/2025	Year/Period of Report End of 2025/Q4
General Information on Plant and Operations			
<p>1. In the space below provide a brief description of the plant and operations of the respondent.</p> <p>2. State the name and location of the fields in which the respondent operates, the number of acres of operated gas lands, number of gas wells, miles of gathering lines, miles of transmission lines, number and capacity of compressor stations, and other information which will give a general idea of the size and nature of the facilities operated by the respondent in the production, gathering, transmission and storage of natural gas.</p> <p>3. Provide details covering any important changes in the scope of respondent's operations during the report year.</p>			
<p>1. Summit Natural Gas of Missouri, Inc. is a natural gas distributor company serving in towns and communities in Gallatin, Warsaw, Lake of the Ozarks, Rogersville and Branson.</p> <p>2. Summit Natural Gas of Missouri, Inc. operates approximately 177.96 miles of transmission, 1,296 miles of distribution and one active compressor station.</p> <p>3. N/A</p>			
FERC FORM NO. 2-A (12-96)		211.1	

Name of Respondent		This Report is:		Date of Report (Mo., Da., Yr.)	Year/Period of Report End of
Summit Natural Gas of Missouri, Inc.		(1) <input checked="" type="checkbox"/> An Original (2) <input type="checkbox"/> A Resubmission		12/31/2025	2025/Q4
Accumulated Provision for Depreciation of Gas Utility Plant (Account 108)					
<p>1. Explain in a footnote any important adjustments during year.</p> <p>2. Explain in a footnote any difference between the amount for book cost of plant retired, line 10, column (c), and that reported for gas plant in service, page 204-209, column (d), excluding retirements of nondepreciable property.</p> <p>3. The provisions of Account 108 in the Uniform System of Accounts require that retirements of depreciable plant be recorded when such plant is removed from service. If the respondent has a significant amount of plant retired at year end which has not been recorded and/or classified to the various reserve functional classifications, make preliminary closing entries to tentatively functionalize the book cost of the plant retired. In addition, include all costs included in retirement work in progress at year end in the appropriate functional classifications.</p> <p>4. Show separately interest credits under a sinking fund or similar method of depreciation accounting.</p> <p>5. At lines 7 and 14, add rows as necessary to report all data. Additional rows should be numbered in sequence, e.g., 7.01, 7.02, etc.</p>					
Line No.	Item (a)	Total (c+d+e) (b)	Gas Plant in Service (c)	Gas Plant Held for Future Use (d)	Gas Plant Leased to Others (e)
Section A. BALANCES AND CHANGES DURING YEAR					
1	Balance Beginning of Year	79,584,317	79,584,317	-	-
2	Depreciation Provisions for Year, Charged to				
3	(403) Depreciation Expense	7,728,697	7,728,697	-	-
4	(403.1) Depreciation Expense for Asset Retirement Costs	-	-	-	-
5	(413) Expense of Gas Plant Leased to Others	-	-	-	-
6	Transportation Expenses - Clearing	-	-	-	-
7	Other Clearing Accounts	-	-	-	-
8	Other Clearing (Specify) (footnote details):	-	-	-	-
9					
10	TOTAL Deprec. Prov. For Year (Total of lines 3 thru 8)	7,728,697	7,728,697	-	-
11	Net Charges for Plant Retired:				
12	Book Cost of Plant Retired	1,172,957	1,172,957	-	-
13	Cost of Removal	2,610,913	2,610,913	-	-
14	Salvage (Credit)	(20,613)	(20,613)	-	-
15	TOTAL Net Chrgs For Plant Ret. (Total of lines 12 thru 14)	3,763,257	3,763,257	-	-
16	Other Debit or Credit Items (Describe): ROU Accumulated Amortization	(346,555)	(346,555)	-	-
17	Other Debit or Credit Items (Describe):Transfers	593,655	593,655		
18	Book Cost of Asset Retirement Costs	-	-	-	-
19	Balance End of Year (Total of lines, 1, 10, 15, 16 and 18)	83,796,857	83,796,857	-	-
Section B. BALANCES AT END OF YEAR ACCORDING TO FUNCTIONAL CLASSIFICATIONS					
20					
21	Productions-Manufactured Gas	-	-	-	-
22	Production and Gathering-Natural Gas	-	-	-	-
23	Products Extraction-Natural Gas	-	-	-	-
24	Underground Gas Storage	-	-	-	-
25	Other Storage Plant	-	-	-	-
26	Base Load LNG Terminaling and Processing Plant	-	-	-	-
27	Transmission	3,943,311	3,943,311	-	-
28	Distribution	75,544,680	75,544,680	-	-
29	General	4,308,866	4,308,866	-	-
30	TOTAL (Total of lines 21 thru 29)	83,796,857	83,796,857	-	-

Name of Respondent Summit Natural Gas of Missouri, Inc.	This Report is: (1) <input checked="" type="checkbox"/> An Original (2) <input type="checkbox"/> A Resubmission	Date of Report (Mo., Da., Yr.) 12/31/2025	Year/Period of Report End of 2025/Q4
--	---	---	--

CAPITAL STOCK DATA

1. Report below the details called for concerning common stock and long-term debt.
 2. The total amount outstanding reflected in column (f) for Capital Stock Data refers to total amount outstanding without reduction for amounts held by respondent.

Line No.	Class and Series of Stock (Add lines as necessary to report all data) (a)	Number of Shares Authorized (b)	Per Value Per Share of Par Value Stock (c)	Stated Value Per Share of Nonpar Stock (d)	Outstanding Per Balance Sheet Shares (e)	Outstanding Per Balance Sheet Amount (f)
1	Common Stock	10,000,000			58,342	1,028,308
2						
3						
4						
5						
6						
7						
8						
9						
10						
11						
12						
13						
14						
15						

LONG-TERM DEBT

Line No.	Class and Series of Obligation (Add lines as necessary to report all data) (a)	Nominal Date of Issue (b)	Date of Maturity (c)	Outstanding Per Balance Sheet (d)	Interest for Year % Rate (e)	Interest for Year Amount (f)
16						
17						
18						
19						
20						
21						
22						
23						
24						
25						
26						
27						
28						
29						
30						
	Total			-		-

Name of Respondent Company Name	This Report is: (1) <input checked="" type="checkbox"/> An Original (2) <input type="checkbox"/> A Resubmission	Date of Report (Mo., Da., Yr.) 12/31/2025	Year/Period of Report End of 2025/Q4
--	---	---	--

Taxes Accrued, Prepaid and Charged During the Year, Distribution of Taxes Charged (Show utility dept where applicable and acct charged)

1. Give details of the combined prepaid and accrued tax accounts and show the total taxes charged to operations and other accounts during the year. Do not include gasoline and other sales taxes which have been charged to the accounts to which the taxed material was charged. If the actual or estimated amounts of such taxes are known, show the amounts in a footnote and designate whether estimated or actual amounts.
2. Include on this page, taxes paid during the year and charged direct to final accounts, (not charged to prepaid or accrued taxes). Enter the amounts in both columns (d) and (e). The balancing of this page is not affected by the inclusion of these taxes.
3. Include in column (d) taxes charged during the year, taxes charged to operations and other accounts through (a) accruals credited to taxes accrued, (b) amounts credited to the portion of prepaid taxes charged to current year, and (c) taxes paid and charged direct to operations or accounts other than accrued and prepaid tax accounts.
4. List the aggregate of each kind of tax in such manner that the total tax for each State and subdivision can readily be ascertained.

Line No.	Kind of Tax (See Instruction 5)	Balance at Beg. Of Year Taxes Accrued	Balance at Beg. Of Year Prepaid Taxes
	(a)	(b)	(c)
1	Property taxes	340,317	9,391
2	Other	141,255	-
3			
4			
5			
6			
7			
8			
9			
10			
11			
12			
13			
14			
15			
16			
17			
18			
19			
20			
21			
22			
23			
24			
25			
26			
27			
28			
29			
30			
31			
32			
33			
34			
35			
36			
37			
38			
39			
TOTAL		481,572	9,391

Name of Respondent Summit Natural Gas of Missouri, Inc.	This Report is: (1) <input checked="" type="checkbox"/> An Original (2) <input type="checkbox"/> A Resubmission	Date of Report (Mo., Da., Yr.) 12/31/2025	Year/Period of Report End of 2025/Q4
--	---	---	--

Taxes Accrued, Prepaid and Charged During the Year, Distribution of Taxes Charged (Show utility dept where applicable and acct charged)
(continued)

5. If any tax (exclude Federal and State income taxes) covers more than one year, show the required information separately for each tax year, identifying the year in column (a).
 6. Enter all adjustments of the accrued and prepaid tax account in column (f) and explain each adjustment in a footnote. Designate debit adjustments by parentheses.
 7. Do not include on this page entries with respect to deferred income taxes or taxes collected through payroll deductions or otherwise pending transmittal of such taxes to the taxing authority.
 8. Show in columns (i) thru (p) how the taxes accounts were distributed. Show both the utility department and number of account charged. For taxes charged to utility plant, show the number of appropriate balance sheet plant account or subaccount.
 9. For any tax apportioned to more than one utility department or account, state in a footnote the basis (necessity) of apportioning such tax.
 10. Items under \$250,000 may be grouped.
 11. Report in column (q) the applicable effective state income tax rate.

Line No.	Taxes Charged During Year (d)	Taxes Paid During Year (e)	Adjustments (f)	Balance at End of Year Taxes Accrued (Account 236) (g)	Balance at End of Year Prepaid Taxes (Included in Acct 165) (h)
1	2,780,816	2,767,517	-	353,616	9,391
2	249,086	246,441	-	143,900	-
3					
4					
5					
6					
7					
8					
9					
10					
11					
12					
13					
14					
15					
16					
17					
18					
19					
20					
21					
22					
23					
24					
25					
26					
27					
28					
29					
30					
31					
32					
33					
34					
35					
36					
37					
38					
39					
TOTAL	3,029,902	3,013,958	-	497,516	9,391

Name of Respondent	This Report is:	Date of Report (Mo., Da., Yr.)	Year/Period of Report End of
Summit Natural Gas of Missouri, Inc.	(1) <input checked="" type="checkbox"/> An Original (2) <input type="checkbox"/> A Resubmission	12/31/2025	2025/Q4

Taxes Accrued, Prepaid and Charged During the Year, Distribution of Taxes Charged (Show utility dept where applicable and acct charged)

1. Give details of the combined prepaid and accrued tax accounts and show the total taxes charged to operations and other accounts during the year. Do not include gasoline and other sales taxes which have been charged to the accounts to which the taxed material was charged. If the actual or estimated amounts of such taxes are known, show the amounts in a footnote and designate whether estimated or actual amounts.
2. Include on this page, taxes paid during the year and charged direct to final accounts, (not charged to prepaid or accrued taxes). Enter the amounts in both columns (d) and (e). The balancing of this page is not affected by the inclusion of these taxes.
3. Include in column (d) taxes charged during the year, taxes charged to operations and other accounts through (a) accruals credited to taxes accrued, (b) amounts credited to the portion of prepaid taxes charged to current year, and (c) taxes paid and charged direct to operations or accounts other than accrued and prepaid tax accounts.
4. List the aggregate of each kind of tax in such manner that the total tax for each State and subdivision can readily be ascertained.

DISTRIBUTION OF TAXES CHARGED (Show utility department where applicable and account charged.)

Line No.	Electric (Account 408.1, 409.1) (i)	Gas (Account 408.1, 409.1) (j)	Other Utility Dept. (Account 408.1, 409.1) (k)	Other Income and Deductions (Account 408.2, 409.2) (l)
1	2,780,816	-	-	-
2	249,086	-	-	-
3				
4				
5				
6				
7				
8				
9				
10				
11				
12				
13				
14				
15				
16				
17				
18				
19				
20				
21				
22				
23				
24				
25				
26				
27				
28				
29				
30				
31				
32				
33				
34				
35				
36				
37				
38				
39				
TOTAL	3,029,902	-	-	-

Name of Respondent	This Report is:	Date of Report (Mo., Da., Yr.)	Year/Period of Report End of
Summit Natural Gas of Missouri, Inc.	(1) <input checked="" type="checkbox"/> An Original (2) <input type="checkbox"/> A Resubmission	12/31/2025	2025/Q4

Taxes Accrued, Prepaid and Charged During the Year, Distribution of Taxes Charged (Show utility dept where applicable and acct charged) (continued)

5. If any tax (exclude Federal and State income taxes) covers more than one year, show the required information separately for each tax year, identifying the year in column (a).

6. Enter all adjustments of the accrued and prepaid tax account in column (f) and explain each adjustment in a footnote. Designate debit adjustments by parentheses.

7. Do not include on this page entries with respect to deferred income taxes or taxes collected through payroll deductions or otherwise pending transmittal of such taxes to the taxing authority.

8. Show in columns (i) thru (p) how the taxes accounts were distributed. Show both the utility department and number of account charged. For taxes charged to utility plant, show the number of appropriate balance sheet plant account or subaccount.

9. For any tax apportioned to more than one utility department or account, state in a footnote the basis (necessity) of apportioning such tax.

10. Items under \$250,000 may be grouped.

11. Report in column (q) the applicable effective state income tax rate.

DISTRIBUTION OF TAXES CHARGED (Show utility department where applicable and account charged.)

Line No.	Extraordinary Items (Account 409.3) (m)	Other Utility Opn. Income (Account 408.1, 409.1) (n)	Adjustment to Ret. Earnings (Account 439) (o)	Other (p)	State/Local Income Tax Rate (q)
1	-	-	-	-	-
2	-	-	-	-	-
3					
4					
5					
6					
7					
8					
9					
10					
11					
12					
13					
14					
15					
16					
17					
18					
19					
20					
21					
22					
23					
24					
25					
26					
27					
28					
29					
30					
31					
32					
33					
34					
35					
36					
37					
38					
39					
TOTAL	-	-	-	-	-

Name of Respondent	This Report is:	Date of Report (Mo., Da., Yr.)	Year/Period of Report End of
Company Name	(1) <input checked="" type="checkbox"/> An Original (2) <input type="checkbox"/> A Resubmission	12/31/2025	2025/Q4

Accumulated Deferred Income Taxes - Other (Account 282)

1. Report the information called for below concerning the respondent's accounting for deferred income taxes relating to amounts recorded in Account 282.
 2. At Other (Specify), include deferrals relating to other income and deductions.

Line No.	Account Subdivisions (a)	Balance at Beginning of Year (b)	Changes During Year Amounts Debited to Account 410.1 (c)	Changes During Year Amounts Credited to Account 411.1 (d)
1	Account 282			
2	Electric	-	-	-
3	Gas	17,758,803	895,611	-
4			-	-
5	Total (Total of lines 2 thru 4)	17,758,803	895,611	-
6		-	-	-
7	TOTAL Account 282 (Total of lines 5 thru 6)	17,758,803	895,611	-
8	Classification of TOTAL			
9	Federal Income Tax	-	-	-
10	State Income Tax	-	-	-
11	Local Income Tax	-	-	-

Name of Respondent Summit Natural Gas of Missouri, Inc.	This Report is: (1) <input checked="" type="checkbox"/> An Original (2) <input type="checkbox"/> A Resubmission	Date of Report (Mo., Da., Yr.) 12/31/2025	Year/Period of Report End of 2025/Q4
--	---	---	--

Accumulated Deferred Income Taxes - Other (Account 282) (continued)

3. Provide in a footnote a summary of the type and amount of deferred income taxes reported in the beginning-of-year and end-of-year balances for deferred income taxes that the respondent estimates could be included in the development of jurisdictional recourse rates.

Line No.	Changed during Year Amounts Debited to Account 410.2 (e)	Changed during Year Amounts Credited to Account 411.2 (f)	Adjustments 146.1 Debits Acct. No. (g)	Adjustments 219 Debits Amount (h)	Adjustments Credit Acct. No. (i)	Adjustments Acct 2341 Credit Amount (j)	Balance at End of Year (k)
1							
2	-	-	-	-	-	-	-
3	-	-	-	-	-	(216,353)	18,438,061
4							
5	-	-	-	-	-	(216,353)	18,438,061
6							
7	-	-	-	-	-	(216,353)	18,438,061
8							
9	-	-	-	-	-	-	-
10	-	-	-	-	-	-	-
11	-	-	-	-	-	-	-

Name of Respondent: Summit Natural Gas of Missouri, Inc.	This report is: (1) <input checked="" type="checkbox"/> An Original (2) <input type="checkbox"/> A Resubmission	Date of Report: 12/31/2025	Year/Period of Report End of 2025/Q4
---	---	-----------------------------------	--

Other Regulatory Liabilities (Account 254)

1. Report below the details called for concerning other regulatory liabilities which are created through the ratemaking actions of regulatory agencies (and not includable in other amounts).
2. For regulatory liabilities being amortized, show period of amortization in column (a).
3. Minor items (5% of the Balance at End of Year for Account 254 or amounts less than \$250,000, whichever is less) may be grouped by classes.
4. Provide in a footnote, for each line item, the regulatory citation where the respondent was directed to refund the regulatory liability (e.g. Commission Order, state commission order, court decision).

Line No.	Description and Purpose of Other Regulatory Liabilities (a)	Balance at Beginning of Current Quarter/Year (b)	Written off during Quarter/Period Account Credited (4010, 4200) (c)	Written off During Period Amount Refunded (d)	Written off During Period Amount Deemed Non-Refundable (e)	Credits (f)	Balance at End of Current Quarter/Year (g)
1	Over-Recovered 191	195,663	(1,069,400)	-	-	1,557,340	683,603
2	TCJA excess deferred income taxes	15,318,067	(131,079)	-	-	1,171,543	16,358,531
3	Low Income Weatherization	171,664	(16,435)	-	-	30,000	185,229
4							
5							
6							
7							
8							
9							
10							
11							
12							
13							
14							
15							
16							
17							
18							
19							
20							
21							
22							
23							
24							
25							
26							
27							
28							
29							
30							
31							
32							
33							
34							
35							
36							
37							
38							
39							
40							
41							
42							
43							
44							
45	Total	15,685,394					17,227,363

Name of Respondent		This Report is:	Date of Report (Mo., Da., Yr.)	Year/Period of Report End of	
Summit Natural Gas of Missouri, Inc.		(1) <input checked="" type="checkbox"/> An Original (2) <input type="checkbox"/> A Resubmission	12/31/2025	2025/Q4	
Gas Operating Revenues					
1. Report below natural gas operating revenues for each prescribed account total. The amounts must be consistent with the detailed data on succeeding pages.					
2. Revenues in columns (b) and (c) include transition costs from upstream pipelines.					
3. Other Revenues in columns (f) and (g) include reservation charges received by the pipeline plus usage charges, less revenues reflected in columns (b) through (e). Include columns (f) and (g) revenues for Accounts 480-495.					
Line No.	Title of Account (a)	Revenues of Transition Costs and Take-or-Pay Amount for Current Year (b)	Revenues for Transition Costs and Take-or-Pay Amount for Previous Year (c)	Revenues for GRI and ACA Amount for Current Year (d)	Revenues for GRI and ACA Amount for Previous Year (e)
1	480 Residential Sales	-	-	15,497,770	14,647,662
2	481 Commercial and Industrial Sales	-	-	23,849,153	22,631,653
3	482 Other Sales to Public Authorities	-	-	-	-
4	483 Sales for Resale	-	-	-	-
5	484 Interdepartmental Sales	-	-	-	-
6	485 Intracompany Transfers	-	-	-	-
7	487 Forfeited Discounts	-	-	136,008	118,678
8	488 Miscellaneous Service Revenues	-	-	78,569	68,257
9	489.1 Revenues from Transportation of Gas of Others Through Gathering Facilities	-	-	-	-
10	489.2 Revenues from Transportation of Gas of Others Through Transmission Facilities	-	-	-	-
11	489.3 Revenues from Transportation of Gas of Others Through Distribution Facilities	-	-	6,183,530	6,350,462
12	489.4 Revenues from Storing Gas of Others	-	-	-	-
13	490 Sales of Prod. Ext. from Natural Gas	-	-	-	-
14	491 Revenues from Natural Gas Proc by Others	-	-	-	-
15	492 Incidental Gasoline and Oil Sales	-	-	-	-
16	493 Rent from Gas Property	-	-	-	-
17	494 Interdepartmental Rents	-	-	-	-
18	495 Other Gas Revenues	-	-	(1,156,535)	(1,156,536)
19	Subtotal:	-	-	44,588,495	42,660,176
20	496 (Less) Provision for Rate Refunds	-	-	-	-
21	TOTAL:	-	-	44,588,495	42,660,176

Name of Respondent Summit Natural Gas of Missouri, Inc.		This Report is: (1) <input checked="" type="checkbox"/> An Original (2) <input type="checkbox"/> A Resubmission		Date of Report (Mo., Da., Yr.) 12/31/2025	Year/Period of Report End of 2025/Q4	
Gas Operating Revenues						
4. If increases or decreases from previous year are not derived from previously reported figures, explain any inconsistencies in a footnote.						
5. On Page 108, include information on major changes during the year, new service, and important rate increases or decreases.						
6. Report the revenue from transportation services that are bundled with storage services as transportation service revenue.						
Line	Other Revenues Amount for Current Year (f)	Other Revenues Amount for Previous Year (g)	Total Operating Revenues Amount for Current Year (h)	Total Operating Revenues Amount for Previous Year (i)	Dekatherm of Natural Gas Amount for Current Year (j)	Dekatherm of Natural Gas Amount for Previous Year (k)
1	-	-	15,497,770	14,647,662	732,023	671,802
2	-	-	23,849,153	22,631,653	1,297,405	1,195,351
3	-	-	-	-	-	-
4	-	-	-	-	-	-
5	-	-	-	-	-	-
6	-	-	-	-	-	-
7	-	-	136,008	118,678	-	-
8	-	-	78,569	68,257	-	-
9	-	-	-	-	-	-
10	-	-	-	-	-	-
11	-	-	6,183,530	6,350,462	1,324,567	1,386,538
12	-	-	-	-	-	-
13	-	-	-	-	-	-
14	-	-	-	-	-	-
15	-	-	-	-	-	-
16	-	-	-	-	-	-
17	-	-	-	-	-	-
18	-	-	(1,156,535)	(1,156,536)	-	-
19	-	-	44,588,495	42,660,176	-	-
20	-	-	-	-	-	-
21	-	-	44,588,495	42,660,176	-	-

Name of Respondent Summit Natural Gas of Missouri, Inc.		This Report is: (1) <input checked="" type="checkbox"/> An Original (2) <input type="checkbox"/> A Resubmission	Date of Report (Mo., Da., Yr.) 12/31/2025	Year/Period of Report End of 2025/Q4
Gas Operation and Maintenance Expenses				
Line No.	Account (a)	Amount for Current Year (b)	Amount for Previous Year (c)	
1	1. PRODUCTION EXPENSE			
2	A. Manufactured Gas Production			
3	Manufactured Gas Production (Submit Supplemental Statement)	-	-	-
4	B. Natural Gas Production			
5	B1. Natural Gas Production and Gathering			
6	Operation			
7	750 Operations Supervision and Engineering	-	-	-
8	751 Production Maps and Records	-	-	-
9	752 Gas Well Expenses	-	-	-
10	753 Field Lines Expenses	-	-	-
11	754 Field Compressor Station Expenses	-	-	-
12	755 Field Compressor Station Fuel and Power	-	-	-
13	756 Field Measuring and Regulating Station Expenses	-	-	-
14	757 Purification Expenses	-	-	-
15	758 Gas Well Royalties	-	-	-
16	759 Other Expenses	-	-	-
17	760 Rents	-	-	-
18	TOTAL Operation (Total of lines 7 thru 17)	-	-	-
19	Maintenance			
20	761 Maintenance Supervision and Engineering	-	-	-
21	762 Maintenance of Structures and Improvements	-	-	-
22	763 Maintenance of Producing Gas Wells	-	-	-
23	764 Maintenance of Field Lines	-	-	-
24	765 Maintenance of Field Compressor Station Equipment	-	-	-
25	766 Maintenance of Field Measuring & Regulating Station Equip	-	-	-
26	767 Maintenance of Purification Equipment	-	-	-
27	768 Maintenance of Drilling and Cleaning Equipment	-	-	-
28	769 Maintenance of Other Equipment	-	-	-
29	TOTAL Maintenance (Total of lines 20 thru 28)	-	-	-
30	TOTAL Natural Gas Production and Gathering (Total of lines 18 and 29)	-	-	-

Name of Respondent Summit Natural Gas of Missouri, Inc.	This Report is: (1) <input checked="" type="checkbox"/> An Original (2) <input type="checkbox"/> A Resubmission	Date of Report (Mo., Da., Yr.) 12/31/2025	Year/Period of Report End of 2025/Q4
--	---	---	--

Gas Operation and Maintenance Expenses (continued)

Line No.	Account (a)	Amount for Current Year (b)	Amount for Previous Year (c)
31	B2. Products Extraction		
32	Operation		
33	770 Operation Supervision and Engineering	-	-
34	771 Operation Labor	-	-
35	772 Gas Shrinkage	-	-
36	773 Fuel	-	-
37	774 Power	-	-
38	775 Materials	-	-
39	776 Operation Supplies and Expenses	-	-
40	777 Gas Processed by Others	-	-
41	778 Royalties on Products Extracted	-	-
42	779 Marketing Expenses	-	-
43	780 Products Purchased for Resale	-	-
44	781 Variation in Products Inventory	-	-
45	(Less) 782 Extracted Products Used by the Utility-Credit	-	-
46	783 Rents	-	-
47	TOTAL Operation (Total of lines 33 thru 46)	-	-
48	Maintenance		
49	784 Maintenance Supervision and Engineering	-	-
50	785 Maintenance of Structures and Improvements	-	-
51	786 Maintenance of Extraction and Refining Equipment	-	-
52	787 Maintenance of Pipe Lines	-	-
53	788 Maintenance of Extracted Products Storage Equipment	-	-
54	789 Maintenance of Compressor Equipment	-	-
55	790 Maintenance of Gas Measuring and Regulating Equipment	-	-
56	791 Maintenance of Other Equipment	-	-
57	TOTAL Maintenance (Total of lines 49 thru 56)	-	-
58	TOTAL Products Extraction (Total of lines 47 and 57)	-	-

Name of Respondent		This Report is:	Date of Report (Mo., Da., Yr.)	Year/Period of Report End of
Summit Natural Gas of Missouri, Inc.		(1) <input checked="" type="checkbox"/> An Original (2) <input type="checkbox"/> A Resubmission	12/31/2025	2025/Q4
Gas Operation and Maintenance Expenses (continued)				
Line No.	Account (a)	Amount for Current Year (b)	Amount for Previous Year (c)	
59	C. Exploration and Development			
60	Operation			
61	795 Delay Rentals	-		-
62	796 Nonproductive Well Drilling	-		-
63	797 Abandoned Leases	-		-
64	798 Other Exploration	-		-
65	TOTAL Exploration and Development (Total of lines 61 thru 64)	-		-
66	D. Other Gas Supply Expenses			
67	Operation			
68	800 Natural Gas Well Head Purchases	-		-
69	800.1 Natural Gas Well Head Purchases, Intracompany Transfers	-		-
70	801 Natural Gas Field Line Purchases	-		-
71	802 Natural Gas Gasoline Plant Outlet Purchases	-		-
72	803 Natural Gas Transmission Line Purchases	-		-
73	804 Natural Gas City Gate Purchases	13,441,240		14,393,971
74	804.1 Liquefied Natural Gas Purchases	-		-
75	805 Other Gas Purchases	-		-
76	(Less) 805.1 Purchases Gas Cost Adjustments	9,311,348		6,231,396
77	TOTAL Purchased Gas (total of lines 68 thru 76)	22,752,588		20,625,367
78	806 Exchange Gas	-		-
79	Purchased Gas Expenses			
80	807.1 Well Expense-Purchased Gas	-		-
81	807.2 Operation of Purchased Gas Measuring Stations	-		-
82	807.3 Maintenance of Purchased Gas Measuring Stations	-		-
83	807.4 Purchased Gas Calculations Expenses	-		-
84	807.5 Other Purchased Gas Expenses	-		-
85	TOTAL Purchased Gas Expenses (Total of lines 80 thru 84)	-		-

Name of Respondent		This Report is:	Date of Report (Mo., Da., Yr.)	Year/Period of Report End of
Summit Natural Gas of Missouri, Inc.		(1) <input checked="" type="checkbox"/> An Original (2) <input type="checkbox"/> A Resubmission	12/31/2025	2025/Q4
Gas Operation and Maintenance Expenses (continued)				
Line No.	Account (a)	Amount for Current Year (b)	Amount for Previous Year (c)	
86	808.1 Gas Withdrawn from Storage-Debit	2,802,864	116,752	
87	(Less) 808.2 Gas Delivered to Storage-Credit	(4,530,891)	(95,349)	
88	809.1 Withdrawals of Liquefied Natural Gas for Processing-Debit	-	-	
89	(Less) 809.2 Deliveries of Natural Gas for Processing-Credit	-	-	
90	Gas used in Utility Operation-Credit			
91	810 Gas Used for Compressor Station Fuel-Credit	-	-	
92	811 Gas Used for Products Extraction-Credit	-	-	
93	812 Gas Used for Other Utility Operations-Credit	-	-	
94	TOTAL Gas Used in Utility Operations-Credit (Total of lines 91 thru 93)	-	-	
95	813 Other Gas Supply Expenses	(48,562)	(84,357)	
96	TOTAL Other Gas Supply Exp. (Total of lines 77,78, 85,86 thru 89, 94, 95)	20,975,999	20,562,413	
97	TOTAL Production Expenses (Total of lines, 3, 30, 58, 65, and 96)	20,975,999	20,562,413	
98	2. NATURAL GAS STORAGE, TERMINALING AND PROCESSING EXPENSES			
99	A. Underground Storage Expenses			
100	Operation			
101	814 Operation Supervision and Engineering	-	-	
102	815 Maps and Records	-	-	
103	816 Wells Expenses	-	-	
104	817 Lines Expenses	-	-	
105	818 Compressor Station Expenses	-	-	
106	819 Compressor Station Fuel and Power	-	-	
107	820 Measuring and Regulating Station Expenses	-	-	
108	821 Purification Expenses	-	-	
109	822 Exploration and Development	-	-	
110	823 Gas Losses	-	-	
111	824 Other Expenses	-	-	
112	825 Storage Well Royalties	-	-	
113	826 Rents	-	-	
114	TOTAL Operation (Total of lines 101 thru 113)	-	-	

Name of Respondent	This Report is:	Date of Report (Mo., Da., Yr.)	Year/Period of Report End of
Summit Natural Gas of Missouri, Inc.	(1) <input checked="" type="checkbox"/> An Original (2) <input type="checkbox"/> A Resubmission	12/31/2025	2025/Q4

Gas Operation and Maintenance Expenses (continued)

Line No.	Account (a)	Amount for Current Year (b)	Amount for Previous Year (c)
115	Maintenance		
116	830 Maintenance Supervision and Engineering	-	-
117	831 Maintenance of Structures and Improvements	-	-
118	832 Maintenance of Reservoirs and Wells	-	-
119	833 Maintenance of Lines	-	-
120	834 Maintenance of Compressor Station Equipment	-	-
121	835 Maintenance of Measuring and Regulating Station Equipment	-	-
122	836 Maintenance of Purification Equipment	-	-
123	837 Maintenance of Other Equipment	-	-
124	TOTAL Maintenance (Total of lines 116 thru 123)	-	-
125	TOTAL Underground Storage Expenses (Total of lines 114 and 124)	-	-
126	B. Other Storage Expenses		
127	Operation		
128	840 Operation Supervision and Engineering	-	-
129	841 Operation Labor and Expenses	-	-
130	842 Rents	-	-
131	842.1 Fuel	-	-
132	842.2 Power	-	-
133	842.3 Gas Losses	-	-
134	TOTAL Operation (Total of lines 128 thru 133)	-	-
135	Maintenance		
136	843.1 Maintenance Supervision and Engineering	-	-
137	843.2 Maintenance of Structures	-	-
138	843.3 Maintenance of Gas Holders	-	-
139	843.4 Maintenance of Purification Equipment	-	-
140	843.5 Maintenance of Liquefaction Equipment	-	-
141	843.6 Maintenance of Vaporizing Equipment	-	-
142	843.7 Maintenance of Compressor Equipment	-	-
143	843.8 Maintenance of Measuring and Regulating Equipment	-	-
144	843.9 Maintenance of Other Equipment	-	-
145	TOTAL Maintenance (Total of lines 136 thru 144)	-	-
146	TOTAL Other Storage Expenses (Total of lines 134 and 145)	-	-

Name of Respondent		This Report is:	Date of Report (Mo., Da., Yr.)	Year/Period of Report End of
Summit Natural Gas of Missouri, Inc.		(1) <input checked="" type="checkbox"/> An Original (2) <input type="checkbox"/> A Resubmission	12/31/2025	2025/Q4
Gas Operation and Maintenance Expenses (continued)				
Line No.	Account (a)	Amount for Current Year (b)	Amount for Previous Year (c)	
147	C. Liquefied Natural Gas Terminaling and Processing Expenses			
148	Operation			
149	844.1 Operation Supervision and Engineering	-	-	
150	844.2 LNG Processing Terminal Labor and Expenses	-	-	
151	844.3 Liquefaction Processing Labor and Expenses	-	-	
152	844.4 Liquefaction Transportation Labor and Expenses	-	-	
153	844.5 Measuring and Regulating Labor and Expenses	-	-	
154	844.6 Compressor Station Labor and Expenses	-	-	
155	844.7 Communication System Expenses	-	-	
156	844.8 System Control and Load Dispatching	-	-	
157	845.1 Fuel	-	-	
158	845.2 Power	-	-	
159	845.3 Rents	-	-	
160	845.4 Demurrage Charges	-	-	
161	(less) 845.5 Wharfage Receipts-Credits	-	-	
162	845.6 Processing Liquefied or Vaporized Gas by Others	-	-	
163	846.1 Gas Losses	-	-	
164	846.2 Other Expenses	-	-	
165	TOTAL Operating (Total of lines 149 thru 164)	-	-	
166	Maintenance			
167	847.1 Maintenance Supervision and Engineering	-	-	
168	847.2 Maintenance of Structures and Improvements	-	-	
169	847.3 Maintenance of LNG Processing Terminal Equipment	-	-	
170	847.4 Maintenance of LNG Transportation Equipment	-	-	
171	847.5 Maintenance of Measuring and Regulating Equipment	-	-	
172	847.6 Maintenance of Compressor Station Equipment	-	-	
173	847.7 Maintenance of Communication Equipment	-	-	
174	847.8 Maintenance of Other Equipment	-	-	
175	TOTAL Maintenance (Total of lines 167 thru 174)	-	-	
176	TOTAL Liquefied Nat Gas Terminaling and Proc Exp (Total of lines 165 and 175)	-	-	
177	TOTAL Natural Gas Storage (Total of lines 125, 146, and 176)	-	-	

Name of Respondent		This Report is:	Date of Report (Mo., Da., Yr.)	Year/Period of Report End of
Summit Natural Gas of Missouri, Inc.		(1) <input checked="" type="checkbox"/> An Original (2) <input type="checkbox"/> A Resubmission	12/31/2025	2025/Q4
Gas Operation and Maintenance Expenses (continued)				
Line No.	Account (a)	Amount for Current Year (b)	Amount for Previous Year (c)	
178	3. TRANSMISSION EXPENSES			
179	Operation			
180	850 Operation Supervision and Engineering	-	-	
181	851 System Control and Load Dispatching	-	-	
182	852 Communication System Expenses	-	-	
183	853 Compressor Station Labor and Expenses	51,894	31,589	
184	854 Gas for Compressor Station Fuel	-	-	
185	855 Other Fuel and Power for Compressor Stations	-	-	
186	856 Mains Expenses	39,330	17,206	
187	857 Measuring and Regulating Station Expenses	6,313	21,576	
188	858 Transmission and Compression of Gas by Others	-	-	
189	859 Other Expenses	350,262	405,436	
190	860 Rents	-	-	
191	TOTAL Operation (Total of lines 180 thru 190)	447,799	475,807	
192	Maintenance			
193	861 Maintenance Supervision and Engineering	-	-	
194	862 Maintenance of Structures and Improvements	-	-	
195	863 Maintenance of Mains	37,405	-	
196	864 Maintenance of Compressor Station Equipment	-	8,779	
197	865 Maintenance of Measuring and Regulating Station Equipment	-	-	
198	866 Maintenance of Communication Equipment	-	2,325	
199	867 Maintenance of Other Equipment	-	-	
200	TOTAL Maintenance (Total of lines 193 thru 199)	37,405	11,104	
201	TOTAL Transmission Expenses (Total of lines 191 and 200)	485,204	486,911	
202	4. DISTRIBUTION EXPENSES			
203	Operation			
204	870 Operation Supervision and Engineering	-	-	
205	871 Distribution Load Dispatching	-	-	
206	872 Compressor Station Labor and Expenses	1,415	4,134	
207	873 Compressor Station Fuel and Power	-	-	

Name of Respondent Summit Natural Gas of Missouri, Inc.		This Report is: (1) <input checked="" type="checkbox"/> An Original (2) <input type="checkbox"/> A Resubmission	Date of Report (Mo., Da., Yr.) 12/31/2025	Year/Period of Report End of 2025/Q4
Gas Operation and Maintenance Expenses (continued)				
Line No.	Account (a)	Amount for Current Year (b)	Amount for Previous Year (c)	
208	874 Mains and Services Expenses	1,988,538	1,926,709	
209	875 Measuring and Regulating Station Expenses-General	283,724	390,148	
210	876 Measuring and Regulating Station Expenses-Industrial	187,602	167,330	
211	877 Measuring and Regulating Station Expenses-City Gate Check Station	-	-	
212	878 Meter and House Regulator Expenses	1,400,874	1,316,784	
213	879 Customer Installations Expenses	24,408	36,121	
214	880 Other Expenses	411,543	364,629	
215	881 Rents	209,838	5,880	
216	TOTAL Operation (Total of lines 204 thru 215)	4,507,942	4,211,735	
217	Maintenance			
218	885 Maintenance Supervision and Engineering	43,213	98,342	
219	886 Maintenance of Structures and Improvements	192,216	-	
220	887 Maintenance of Mains	54,178	95,088	
221	888 Maintenance of Compressor Station Equipment	-	-	
222	889 Maintenance of Measuring and Regulating Station Equipment-General	-	-	
223	890 Maintenance of Meas. and Reg. Station Equipment- Industrial	-	-	
224	891 Maintenance of Meas. and Reg. Station Equip-City Gate Check Station	-	-	
225	892 Maintenance of Services	226,376	143,655	
226	893 Maintenance of Meters and House Regulators	216	1,026	
227	894 Maintenance of Other Equipment	76,716	67,117	
228	TOTAL Maintenance (Total of lines 218 thru 227)	592,915	405,228	
229	TOTAL Distribution Expenses (Total of lines 216 and 228)	5,100,857	4,616,963	
230	5. CUSTOMER ACCOUNTS EXPENSES			
231	Operation			
232	901 Supervision	-	-	
233	902 Meter Reading Expenses	86,162	100,337	
234	903 Customer Records and Collection Expenses	572,934	631,113	

Name of Respondent		This Report is:	Date of Report (Mo., Da., Yr.)	Year/Period of Report End of
Summit Natural Gas of Missouri, Inc.		(1) <input checked="" type="checkbox"/> An Original (2) <input type="checkbox"/> A Resubmission	12/31/2025	2025/Q4
Gas Operation and Maintenance Expenses (continued)				
Line No.	Account (a)	Amount for Current Year (b)	Amount for Previous Year (c)	
235	904 Uncollectible Accounts	264,197	185,399	
236	905 Miscellaneous Customer Accounts Expenses	-	-	
237	TOTAL Customer Accounts Expenses (Total of lines 232 thru 236)	923,293	916,849	
238	6. CUSTOMER SERVICE AND INFORMATIONAL EXPENSES			
239	Operation			
240	907 Supervision	-	-	
241	908 Customer Assistance Expenses	30,000	32,145	
242	909 Informational and Instructional Expenses	174,999	163,767	
243	910 Miscellaneous Customer Service and Informational Expenses	-	-	
244	TOTAL Customer Service and Information Expenses (Total of lines 240 thru 243)	204,999	195,912	
245	7. SALES EXPENSES			
246	Operation			
247	911 Supervision	-	-	
248	912 Demonstration and Selling Expenses	293,062	441,783	
249	913 Advertising Expenses	73,443	57,389	
250	916 Miscellaneous Sales Expenses	-	-	
251	TOTAL Sales Expenses (Total of lines 247 thru 250)	366,505	499,172	
252	8. ADMINISTRATIVE AND GENERAL EXPENSES			
253	Operation			
254	920 Administrative and General Salaries	1,578,823	2,047,679	
255	921 Office Supplies and Expenses	1,009,906	806,114	
256	(Less) 922 Administrative Expenses Transferred-Credit	(7,656,732)	(7,590,635)	
257	923 Outside Services Employed	254,506	312,910	
258	924 Property Insurance	23,129	12,441	
259	925 Injuries and Damages	1,105,866	361,179	
260	926 Employee Pensions and Benefits	675,817	738,166	
261	927 Franchise Requirements	-	-	
262	928 Regulatory Commission Expenses	219,689	221,413	
263	(Less) 929 Duplicate Charges-Credit	-	-	
264	930.1 General Advertising Expenses	-	-	
265	930.2 Miscellaneous General Expenses	5,664,859	5,339,709	
266	931 Rents	1,495	150,357	
267	TOTAL Operation (Total of lines 254 thru 266)	2,877,358	2,399,333	
268	Maintenance			
269	932 Maintenance of General Plant	9,444	52,161	
270	TOTAL Administrative and General Expenses (Total of lines 267 and 269)	2,886,802	2,451,494	
271	TOTAL Gas O&M Expenses (Total of lines 97,177,201,229,237,244,251, and 270)	30,943,659	29,729,714	

Name of Respondent Summit Natural Gas of Missouri, Inc.	This Report is: (1) <input checked="" type="checkbox"/> An Original (2) <input type="checkbox"/> A Resubmission	Date of Report (Mo., Da., Yr.) 12/31/2025	Year/Period of Report End of 2025/Q4
--	---	---	--

Employee Pensions and Benefits (Account 926)

1. Report below the items contained in Account 926, Employee Pensions and Benefits.

Line No.	Expense (a)	Amount (b)
1	Medical/Health	473,545
2	401k	150,431
3	Life/LTD/STD	40,466
4	Fringe Benefits	11,375
5		
6		
7		
8		
9		
10		
11		
12		
13		
14		
15		
16		
17		
18		
19		
20		
21		
22		
23		
24		
25		
26		
27		
28		
29		
30		
31		
32		
	Total	675,817

Name of Respondent Summit Natural Gas of Missouri, Inc.	This Report is: (1) <input checked="" type="checkbox"/> An Original (2) <input type="checkbox"/> A Resubmission	Date of Report (Mo., Da., Yr.) 12/31/2025	Year/Period of Report End of 2025/Q4
--	---	---	--

Charges for Outside Professional and Other Consultative Services

1. Report the information specified below for all charges made during the year included in any account (including plant accounts) for outside consultative and other professional services. These services include rate, management, construction, engineering, research, financial, valuation, legal, accounting, purchasing, advertising, labor relations, and public relations, rendered for the respondent under written or oral arrangement, for which aggregate payments were made during the year to any corporation partnership, organization of any kind, or individual (other than for services as an employee or for payments made for medical and related services) amounting to more than \$250,000, including payments for legislative services, except those which should be reported in Account 426.4 Expenditures for Certain Civic, Political and Related Activities.

- (a) Name of person or organization rendering services.
- (b) Total charges for the year.

2. Sum under a description "Other", all of the aforementioned services amounting to \$250,000 or less.

3. Total under a description "Total", the total of all of the aforementioned services.

4. Charges for outside professional and other consultative services provided by associated (affiliated) companies should be excluded from this schedule and be reported on Page 358, according to the instructions for that schedule.

Line No.	Description (a)	Amount (in dollars) (b)
1	Subcontract	51,203,015
2	Other	251,195
3		
4		
5		
6		
7		
	TOTAL	51,454,210

Name of Respondent	This Report is:	Date of Report (Mo., Da., Yr.)	Year/Period of Report End of
Summit Natural Gas of Missouri, Inc.	(1) <input checked="" type="checkbox"/> An Original (2) <input type="checkbox"/> A Resubmission	12/31/2025	2025/Q4

Transactions with Associated (Affiliated) Companies

1. Report below the information called for concerning all goods or services received from or provided to associated (affiliated) companies amounting to more than \$250,000.
2. Sum under a description "Other", all of the aforementioned goods and services amounting to \$250,000 or less.
3. Total under a description "Total", the total of all of the aforementioned goods and services.
4. Where amounts billed to or received from the associated (affiliated) company are based on an allocation process, explain in a footnote the basis of the allocation.

Line No.	Description of the Good or Service (a)	Name of Associated/Affiliated Company (b)	Account(s) Charged or Credited (c)	Amount Charged or Credited (d)
1	Goods or Services Provided by Affiliate Company			
2	Labor & Direct Overhead(**)	Summit Utilities, Inc.	Various	(679,989)
3	Labor & Direct Overhead(**)	Colorado Natural Gas, Inc.	Various	(970)
4	Labor & Direct Overhead(**)	A.O.G. Corporation	Various	7,030
5	Direct Overhead(**)	Summit Natural Gas of Maine, Inc.	Various	(10,490)
6	Indirect Overhead (*)	Summit Utilities, Inc.	Various	5,632,233
7				
8	Total from associated (affiliated company)			4,947,814
9	Goods or Services Provided for Affiliate Company			
10	Labor & Direct Overhead(**)	Summit Utilities, Inc.	Various	(27,262)
11	Labor & Direct Overhead(**)	Colorado Natural Gas, Inc.	Various	467,884
12	Labor & Direct Overhead(**)	A.O.G. Corporation	Various	30
13	Labor & Direct Overhead(**)	Summit Natural Gas of Maine, Inc.	Various	283
14	Labor & Direct Overhead(**)	Peaks Renewables, LLC	Various	670
15				
10	Total to associated (affiliated company)			441,605

Footnote: * Indirect Overhead is allocated to each subsidiary based on the Dstrigas formula. The Dstrigas formula takes the prior month plant-in-service balance, current month payroll expense, and prior month revenues of each operating company (each weighted 1/3) to calculate each subsidiary's proportionate share. This proportionate share is then multiplied by the current month parent company overhead expenses in order to allocate a portion of the overhead expenses to each subsidiary.
 **Direct overhead is allocated to each subsidiary to allocate a portion of employee benefits vehicle expenses, and G&A expenses incurred at each subsidiary. The direct charges are allocated monthly to follow all labor charges.

Name of Respondent: Summit Natural Gas of Missouri, Inc.	This Report is: (1) <input checked="" type="checkbox"/> An Original (2) <input type="checkbox"/> A Resubmission	Date of Report: 12/31/2025	Year/Period of Report End of 2025/Q4
---	---	-------------------------------	--

Gas Account - Natural Gas

1. The purpose of this schedule is to account for the quantity of natural gas received and delivered by the respondent.
2. Natural gas means either natural gas unmixed or any mixture of natural and manufactured gas.
3. Enter in column (c) the year to date Dth as reported in the schedules indicated for the items of receipts and deliveries.
4. Enter in column (d) the respective quarter's Dth as reported in the schedules indicated for the items of receipts and deliveries.
5. Indicate in a footnote the quantities of bundled sales and transportation gas and specify the line on which such quantities are listed.
6. If the respondent operates two or more systems which are not interconnected, submit separate pages for this purpose.
7. Indicate by footnote the quantities of gas not subject to Commission regulation which did not incur FERC regulatory costs by showing (1) the local distribution volumes another jurisdictional pipeline delivered to the local distribution company portion of reporting pipeline (2) the quantities that the reporting pipeline transported or sold through its local distribution facilities or intrastate facilities and which the reporting pipeline received through gathering facilities or intrastate facilities, but not through any of the interstate portion of the reporting pipeline, and (3) the gathering line quantities that were not destined for interstate market or that were not transported through any interstate portion of the reporting pipeline.
8. Indicate in a footnote the specific gas purchase expense account(s) and related to which the aggregate volumes reported on line No. 3 relate.
9. Indicate in a footnote (1) the system supply quantities of gas that are stored by the reporting pipeline, during the reporting year and also reported as sales, transportation and compression volumes by the reporting pipeline during the same reporting year, (2) the system supply quantities of gas that are stored by the reporting pipeline during the reporting year which the reporting pipeline intends to sell or transport in a future reporting year, and (3) contract storage quantities.
10. Also indicate the volumes of pipeline production field sales that are included in both the company's total sales figure and the company's total transportation figure. Add additional information as necessary to the footnotes.

Line No.	Item (a)	Ref. Page No. of (FERC Form Nos. 212- A) (b)	Total Amount of Dth Year to Date (c)	Current Three Months Ended Amount of Dth Quarterly Only (d)
1	Name of System			
2	GAS RECEIVED			
3	Gas Purchases (Accounts 800-805)		2,006,802	-
4	Gas of Others Received for Gathering (Account 489.1)	303		-
5	Gas of Others Received for Transmission (Account 489.2)	305		-
6	Gas of Others Received for Distribution (Account 489.3)	301	1,330,898	-
7	Gas of Others Received for Contract Storage (Account 489.4)	307		-
8	Gas of Others Received for Production/Extraction/Processing (Account 490 and 491)			-
9	Exchanged Gas Received from Others (Account 806)	328		-
10	Gas Received as Imbalances (Account 806)	328		-
11	Receipts of Respondent's Gas Transported by Others (Account 858)	332		-
12	Other Gas Withdrawn from Storage (Explain)			-
13	Gas Received from Shippers as Compressor Station Fuel			-
14	Gas Received from Shippers as Lost and Unaccounted for			-
15	Other Receipts (Specify) (footnote details)			-
16	Total Receipts (Total of lines 3 thru 15)		3,337,700	-
17	GAS DELIVERED			
18	Gas Sales (Accounts 480-484)		2,029,428	-
19	Deliveries of Gas Gathered for Others (Account 489.1)	303		-
20	Deliveries of Gas Transported for Others (Account 489.2)	305		-
21	Deliveries of Gas Distributed for Others (Account 489.3)	301	1,324,567	-
22	Deliveries of Contract Storage Gas (Account 489.4)	307		-
23	Gas of Others Delivered for Production/Extraction/Processing (Account 490 and 491)			-
24	Exchange Gas Delivered to Others (Account 806)	328		-
25	Gas Delivered as Imbalances (Account 806)	328		-
26	Deliveries of Gas to Others for Transportation (Account 858)	332		-
27	Other Gas Delivered to Storage (Explain)			-
28	Gas Used for Compressor Station Fuel	509		-
29	Other Deliveries and Gas Used for Other Operations			-
30	Total Deliveries (Total of lines 18 thru 29)		3,353,995	-
31	GAS LOSSES AND GAS UNACCOUNTED FOR			
32	Gas Losses and Gas Unaccounted For - See Footnote		(16,295)	-
33	TOTALS			
34	Total Deliveries, Gas Losses & Unaccounted For (Total of lines 30 and 32)		3,337,700	-

Footnote - L&U gain due to incomplete billing data from supplier

Name of Respondent Summit Natural Gas of Missouri, Inc.	This Report is: (1) <input checked="" type="checkbox"/> An Original (2) <input type="checkbox"/> A Resubmission	Date of Report (Mo., Da., Yr.) 12/31/2025	Year/Period of Report End of 2025/Q4
--	---	---	--

System Maps

1. Furnish five copies of a system map (one with each filed copy of this report) of the facilities operated by the respondent for the production, gathering, transportation, and sale of natural gas . New maps need not be furnished if no important change has occurred in the facilities operated by the respondent since the date of the maps furnished with a previous year's annual report. If, however, maps are not furnished for this reason, reference should be made in the space below to the year's annual report with which the maps were furnished.

2. Indicate the following information on the maps:

- (a) Transmission lines.
- (b) Incremental facilities.
- (c) Location of gathering areas.
- (d) Location of zones and rate areas.
- (e) Location of storage fields.
- (f) Location of natural gas fields.
- (g) Location of compressor stations.
- (h) Normal direction of gas flow (indicated by arrows).
- (i) Size of pipe.
- (j) Location of products extraction plants, stabilization plants, purification plants, recycling areas, etc.
- (k) Principal communities receiving service through the respondent's pipeline.

3. In addition, show on each map: graphic scale of the map; date of the facts the map purports to show; a legend giving all symbols and abbreviations used; designations of facilities leased to or from another company, giving name of such other company.

4. Maps not larger than 24 inches square are desired. If necessary, however, submit larger maps to show essential information. Fold the maps to a size not larger than this report. Bind the maps to the report.

Manually attach to PDF.

See pg 522.1a

Name of Respondent Summit Natural Gas of Missouri, Inc.	This Report is: (1) <input checked="" type="checkbox"/> An Original (2) <input type="checkbox"/> A Resubmission	Date of Report (Mo., Da., Yr.) 12/31/2025	Year/Period of Report End of 2025/Q4
--	---	---	--


System Maps

System Maps
PS22.1

Summit Natural Gas of Missouri, Inc

Gas Annual Report (part 2 of 2)
-2024

Summit Natural Gas of Missouri



**Know what's below.
Call before you dig.**

DISCLAIMER: Pipeline locations provided are for informational purposes only. The information displayed on this map is for general reference purpose only, it is intended to display an approximate depiction of the general location of natural gas pipelines and interconnections and does not provide accurate pipeline location information. This map may not show all information such as laterals. This map should not be used to identify exact locations of facilities, or as a substitute for contacting Mainline Dig Safe System prior to excavation activities.

Legend

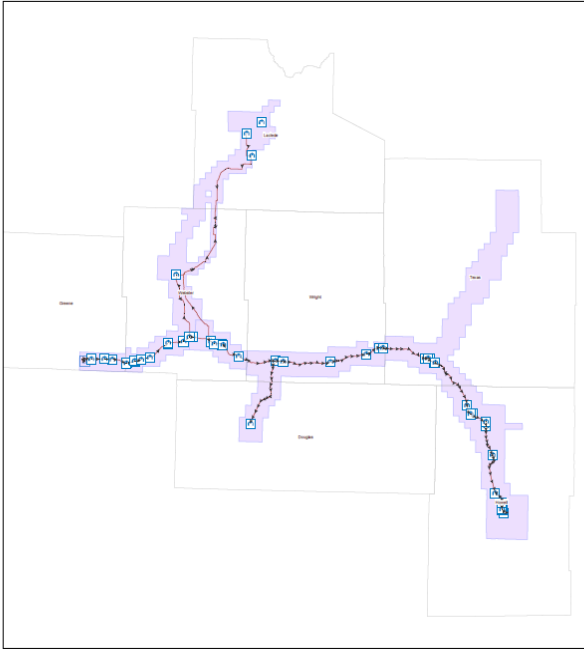
Certificated Area

Name:

- Response
- Districts by Counties
- Regulator Station
- Compressor Station

Pipes:

- Distribution
- HP Distribution
- Transmission
- All other values



Counties we are in:

Greene	Webster
Laclede	Texas
Wright	Howell
Douglas	

