

Publication date: 02-Jun-2004
Reprinted from RatingsDirect

New Business Profile Scores Assigned for U.S. Utility and Power Companies; Financial Guidelines Revised

Credit Analysts: Ronald M Barone, New York (1) 212-438-7662; Richard W Cortright, Jr. , New York (1) 212-438-7665; Suzanne G Smith, New York (1) 212-438-2106; John W Whitlock, New York (1) 212-438-7678; Andrew Watt, New York (1) 212-438-7868; Arthur F Simonson, New York (1) 212-438-2094

New Business Profile Scores and Revised Financial Guidelines

Results

Business Profile Score Methodology

Appendix: U.S. Utility and Power Company Ranking List

Standard & Poor's Ratings Services has assigned new business profile scores to U.S. utility and power companies to better reflect the relative business risk among companies in the sector. Standard & Poor's also has revised its published risk-adjusted financial guidelines. The new business scores and financial guidelines do not represent a change to Standard & Poor's ratings criteria or methodology, and no ratings changes are anticipated from the new business profile scores or revised financial guidelines.

New Business Profile Scores and Revised Financial Guidelines

Standard & Poor's has always monitored changes in the industry and altered its business risk assessments accordingly. This is the first time since the 10-point business profile scale for U.S. investor-owned utilities was implemented that a comprehensive assessment of the benefits and the application of the methodology has been made. The principal purpose was to determine if the methodology continues to provide meaningful differentiation of business risk. The review indicated that while business profile scoring continues to provide analytical benefits, the complete range of the 10-point scale was not being utilized to the fullest extent.

Standard & Poor's has also revised the key financial guidelines that it uses as an integral part of evaluating the credit quality of U.S. utility and power companies. These guidelines were last updated in June 1999. The financial guidelines for three principal ratios (funds from operations (FFO) interest coverage, FFO to total debt, and total debt to total capital) have been broadened so as to be more flexible. Pretax interest coverage as a key credit ratio was eliminated.

Finally, Standard & Poor's has segmented the utility and power industry into sub-sectors based on the dominant corporate strategy that a company is pursuing. Standard & Poor's has published a new U.S. utility and power company ranking list that reflects these sub-sectors.

There are numerous benefits to the reassessment. Fuller utilization of the entire 10-point scale provides a superior relative ranking of qualitative business risk. A simultaneous revision of the financial guidelines supports the goal of not causing rating changes from the recalibration of the business profiles. Classification of companies by sub-sectors will ensure greater comparability and consistency in ratings. The use of industry segmentation will also allow more in-depth statistical analysis of ratings distributions and rating changes.

The reassessment does not represent a change to Standard & Poor's criteria or methodology for determining ratings for utility and power companies. Each business profile score should be considered as the assignment of a new score; these scores do not represent improvement or deterioration in our assessment of an individual company's business risk relative to the previously assigned score. The financial guidelines continue to be risk-adjusted based on historical utility and industrial medians. Segmentation into industry sub-sectors does not imply that specific company characteristics will not weigh heavily into the assignment of a company's business profile score.

[Back to Top](#)

Results

Previously, 83% of U.S. utility and power business profile scores fell between '3' and '6', which clearly does not reflect the risk differentiation that exists in the utility and power industry today. Since the 10-point scale was introduced, the industry has transformed into a much less homogenous industry, where the divergence of business risk--particularly regarding management, strategy, and degree of competitive market exposure--has created a much wider spectrum of risk profiles. Yet over the same period, business profile scores actually converged more tightly around a median score of '4'. The new business profile scores, as of the date of this publication, are shown in Chart 1. The overall median business profile score is now '5'.

Chart 1

Distribution of Business Profile Scores

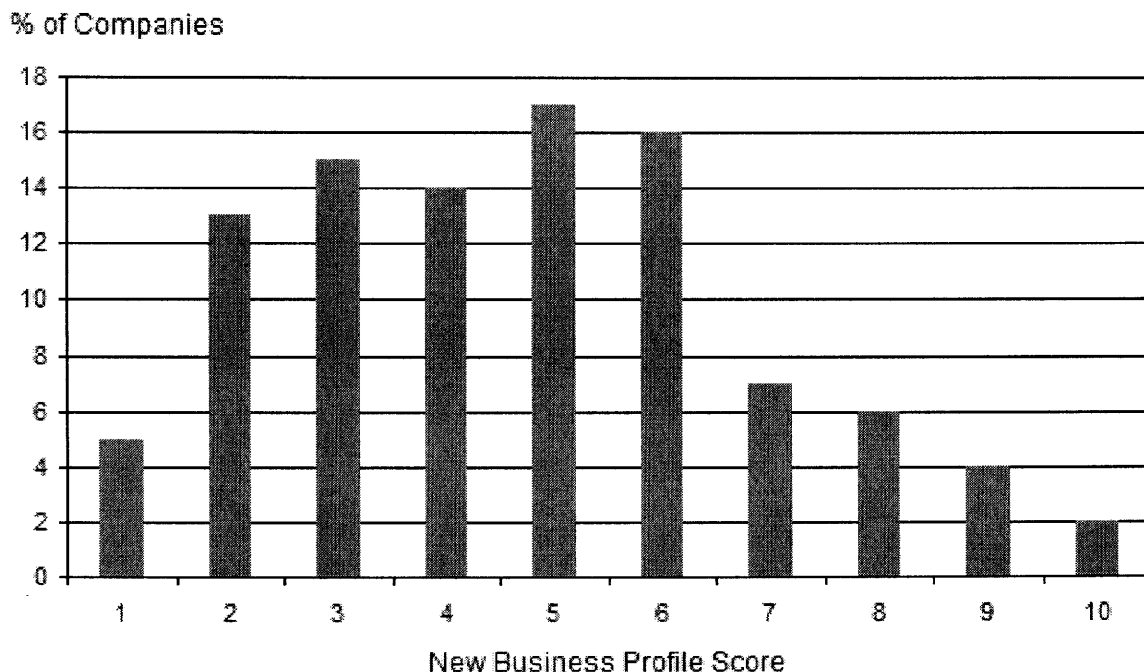


Table 1 contains the revised financial guidelines. It is important to emphasize that these metrics are only guidelines associated with expectations for various rating levels. Although credit ratio analysis is an important part of the ratings process, these three statistics are by no means the only critical financial measures that Standard & Poor's uses in its analytical process. We also analyze a wide array of financial ratios that do not have published guidelines for each rating category.

Table 1 Revised Financial Guidelines**Funds from operations/interest coverage (x)**

Business Profile	AA		A		BBB		BB	
1	3	2.5	2.5	1.5	1.5	1		
2	4	3	3	2	2	1		
3	4.5	3.5	3.5	2.5	2.5	1.5	1.5	1
4	5	4.2	4.2	3.5	3.5	2.5	2.5	1.5
5	5.5	4.5	4.5	3.8	3.8	2.8	2.8	1.8
6	6	5.2	5.2	4.2	4.2	3	3	2
7	8	6.5	6.5	4.5	4.5	3.2	3.2	2.2
8	10	7.5	7.5	5.5	5.5	3.5	3.5	2.5
9			10	7	7	4	4	2.8
10			11	8	8	5	5	3

Funds from operation/total debt (%)

Business Profile	AA		A		BBB		BB	
1	20	15	15	10	10	5		
2	25	20	20	12	12	8		
3	30	25	25	15	15	10	10	5
4	35	28	28	20	20	12	12	8
5	40	30	30	22	22	15	15	10
6	45	35	35	28	28	18	18	12
7	55	45	45	30	30	20	20	15
8	70	55	55	40	40	25	25	15
9			65	45	45	30	30	20
10			70	55	55	40	40	25

Total debt/total capital (%)

Business Profile	AA		A		BBB		BB	
1	48	55	55	60	60	70		
2	45	52	52	58	58	68		
3	42	50	50	55	55	65	65	70
4	38	45	45	52	52	62	62	68
5	35	42	42	50	50	60	60	65

New Business Profile Scores Assigned for U.S. Utility and Power Companies; Financial Guidelines Revised

6	32	40	40	48	48	58	58	62
7	30	38	38	45	45	55	55	60
8	25	35	35	42	42	52	52	58
9			32	40	40	50	50	55
10			25	35	35	48	48	52

Again, ratings analysis is not driven solely by these financial ratios, nor has it ever been. In fact, the new financial guidelines that Standard & Poor's is incorporating for the specified rating categories reinforce the analytical framework whereby other factors can outweigh the achievement of otherwise acceptable financial ratios. These factors include:

- Effectiveness of liability and liquidity management;
- Analysis of internal funding sources;
- Return on invested capital;
- The record of execution of stated business strategies;
- Accuracy of projected performance versus actual results, as well as the trend;
- Assessment of management's financial policies and attitude toward credit; and
- Corporate governance practices.

Charts 2 through 6 show business profile scores broken out by industry sub-sector. The five industry sub-sectors are:

- Transmission and distribution--Water, gas, and electric;
- Transmission only--Electric, gas, and other;
- Integrated electric, gas, and combination utilities;
- Diversified energy and diversified nonenergy; and
- Energy merchant/power developer/trading and marketing companies.

Chart 2

Transmission and Distribution--Water, Gas, and Electric

% of Companies

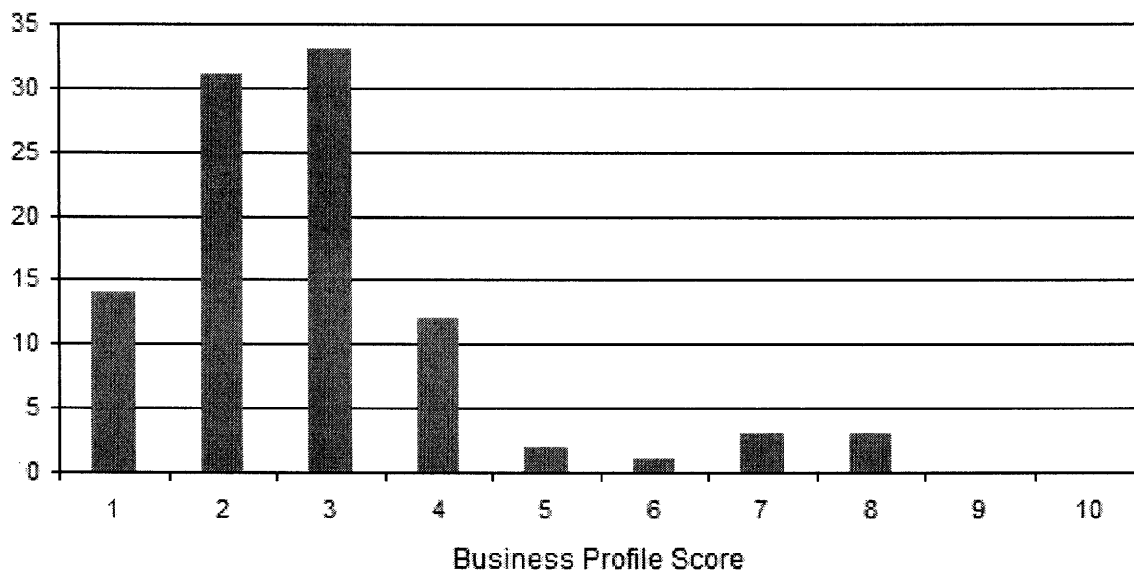


Chart 3

Transmission Only--Electric, Gas, and Other

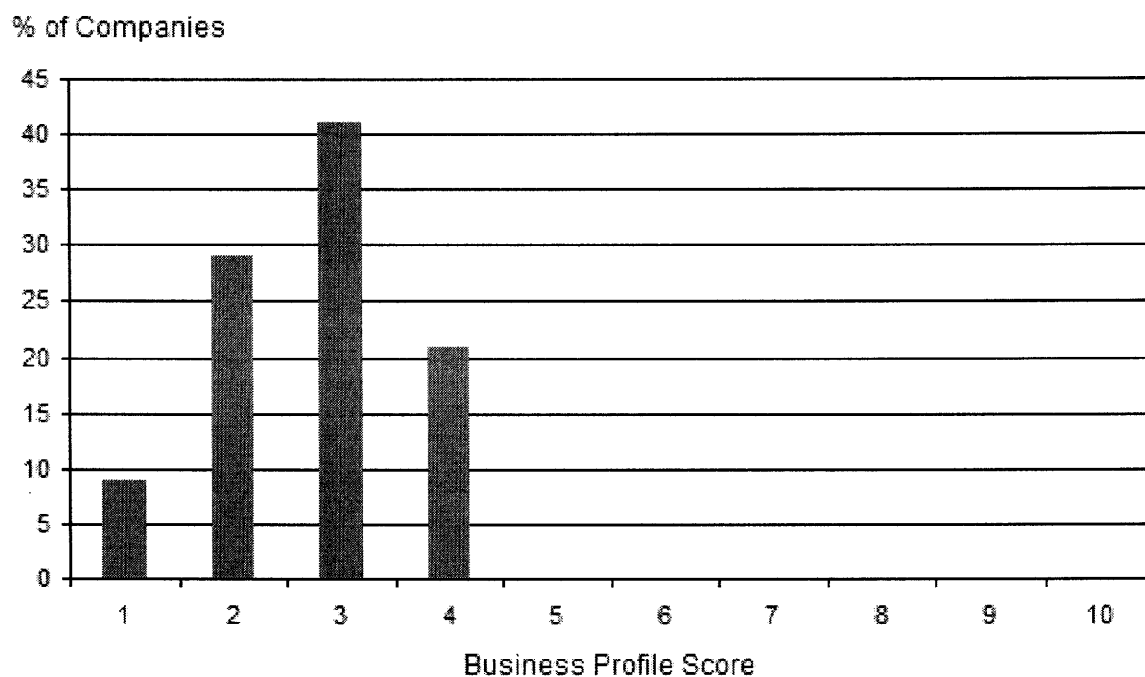


Chart 4

Integrated Electric, Gas, and Combination Utilities

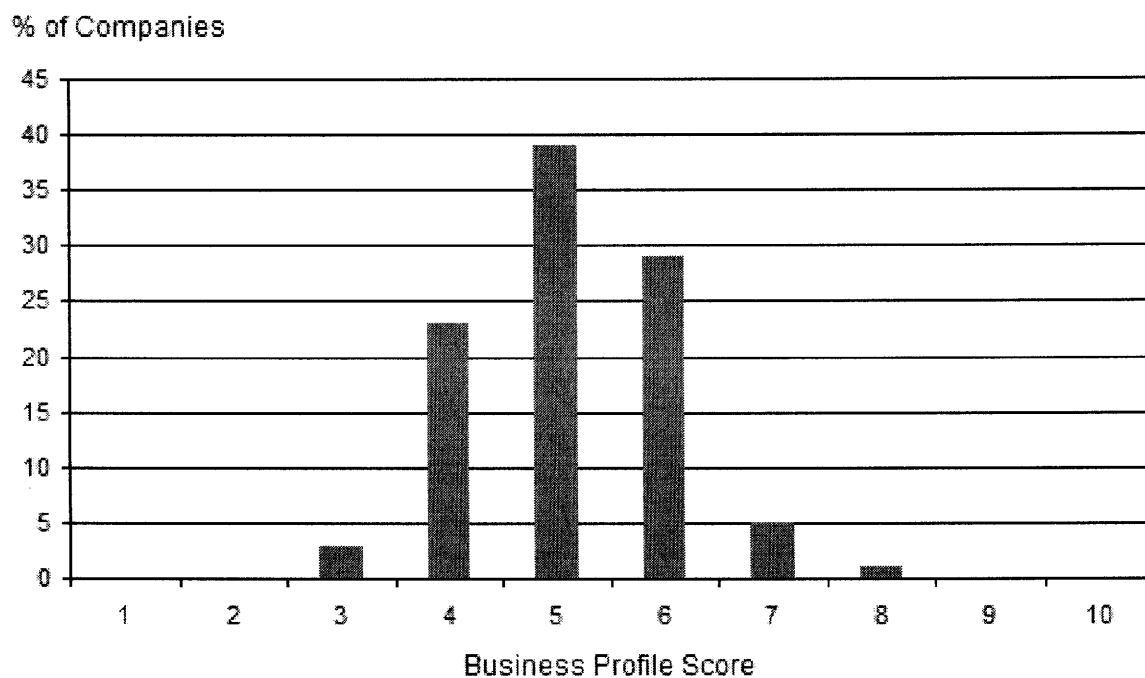


Chart 5

Diversified Energy and Diversified Non-Energy

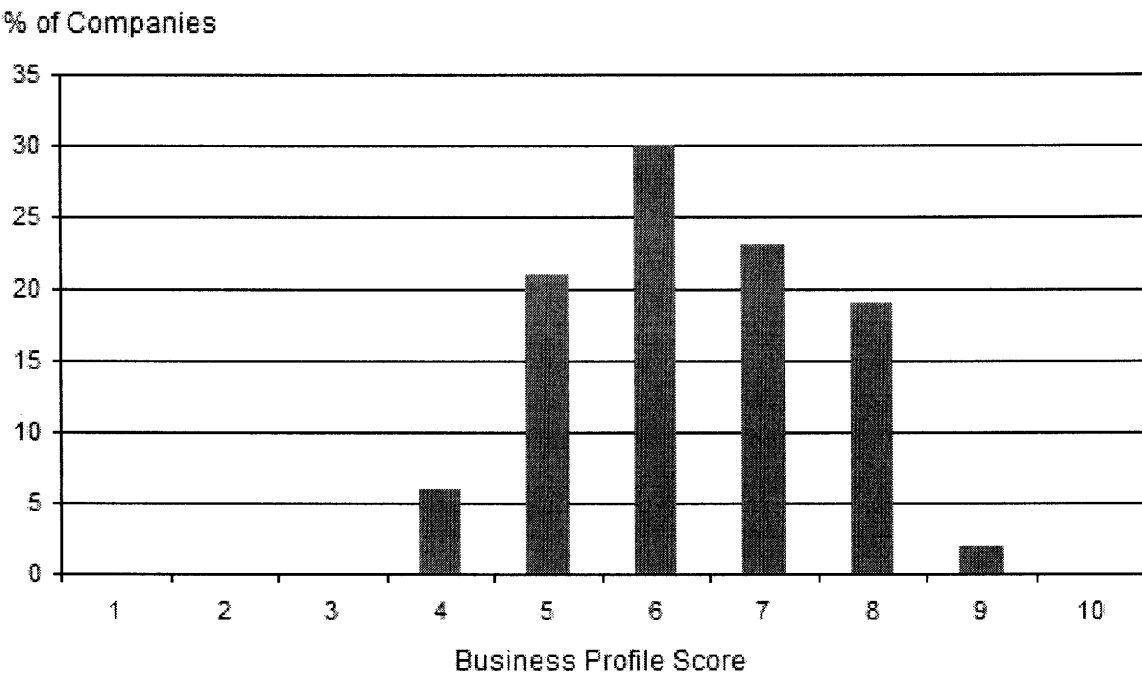
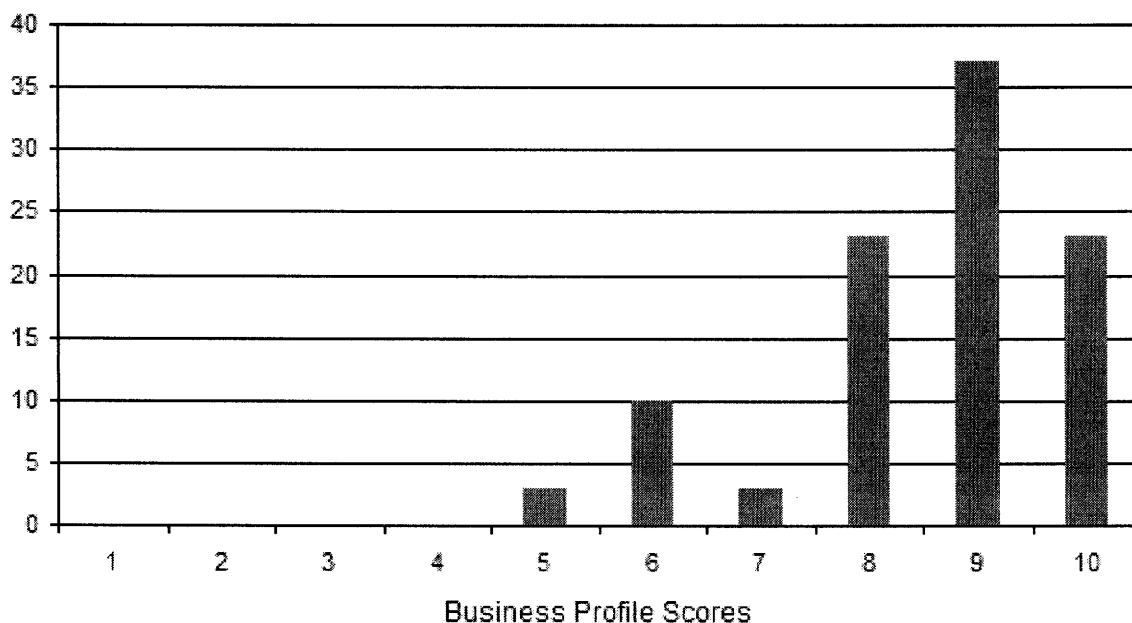


Chart 6

Energy Merchant/Developers/Trading and Marketing

% of Companies



The average business profile scores for transmission and distribution companies and transmission-only companies are lower on the scale than the previous averages, while the average business profile scores for integrated utilities, diversified energy, and energy merchants and developers are higher.

The Appendix provides the company list of business profile scores segmented by industry sub-sector and ranked in order of credit rating, outlook, business profile score, and relative strength.

[Back to Top](#)

Business Profile Score Methodology

Standard & Poor's methodology of determining corporate utility business risk is anchored in the assessment of certain specific characteristics that define the sector. We assign business profile scores to each of the rated companies in the utility and power sector on a 10-point scale, where '1' represents the lowest risk and '10' the highest risk. Business profile scores are assigned to all rated utility and power companies, whether they are holding companies, subsidiaries or stand-alone corporations. For operating subsidiaries and stand-alone companies, the score is a bottom-up assessment. Scores for families of companies are a composite of the operating subsidiaries' scores. The actual credit rating of a company is analyzed, in part, by comparing the business profile score with the risk-adjusted financial guidelines.

For most companies, business profile scores are assessed using five categories; specifically, regulation, markets, operations, competitiveness, and management. The emphasis placed on each category may be influenced by the dominant strategy of the company or other factors. For example, for a regulated transmission and distribution company, regulation may account for 30% to 40% of the business profile score because regulation can be the single-most important credit driver for this type of company. Conversely, competition, which may not exist for a transmission and distribution company, would provide a much lower proportion (e.g., 5% to 15%) of the business profile score.

For certain types of companies, such as power generators, power developers, oil and gas exploration and production companies, or nonenergy-related holdings, where these five components may not be appropriate, Standard & Poor's will use other, more appropriate methodologies. Some of these companies are assigned business profile scores that are useful only for relative ranking purposes.

As noted above, the business profile score for a parent or holding company is a composite of the business profile scores of its individual subsidiary companies. Again, Standard & Poor's does not apply rigid guidelines for determining the proportion or weighting that each subsidiary represents in the overall business profile score. Instead, it is determined based on a number of factors. Standard & Poor's will analyze each subsidiary's contribution to FFO, forecast capital expenditures, liquidity requirements, and other parameters, including the extent to which one subsidiary has higher growth. The weighting is determined case-by-case.

[Back to Top](#)

Appendix: U.S. Utility and Power Company Ranking List

U.S. Utility and Power Company Ranking List		
Company	Corporate Credit Rating	Business Profile
1. Regulated Transmission and Distribution - Electric, Gas, and Water		
Baton Rouge Water Works Co. (The)	AA/Stable/--	1
Nicor Gas Co.	AA/Stable/A-1+	2
Nicor Inc.	AA/Stable/A-1+	3
Washington Gas Light Co.	AA-/Stable/A-1+	2
WGL Holdings Inc.	AA-/Stable/A-1+	3
New Jersey Natural Gas Co.	A+/Stable/A-1	1
Aqua Pennsylvania	A+/Stable/--	2
KeySpan Energy Delivery Long Island	A+/Negative/--	1
KeySpan Energy Delivery New York	A+/Negative/--	1
Elizabethtown Water Co.	A+/Negative/--	2
California Water Service Co.	A+/Negative/--	3
Questar Gas Co.	A+/Negative/--	3
Southern California Gas Co.	A/Stable/A-1	1
Boston Edison Co.	A/Stable/A-1	1

New Business Profile Scores Assigned for U.S. Utility and Power Companies; Financial Guidelines Revised

Commonwealth Electric Co.	A/Stable/--	1
Cambridge Electric Light Co.	A/Stable/--	1
NSTAR	A/Stable/A-1	1
Massachusetts Electric Co.	A/Stable/A-1	1
Narragansett Electric Co.	A/Stable/A-1	1
Northwest Natural Gas Co.	A/Stable/A-1	1
Connecticut Water Service Inc.	A/Stable/ --	2
Connecticut Water Co. (The)	A/Stable/ --	2
Aquarion Co.	A/Stable/--	2
Aquarion Water Co. of Connecticut	A/Stable/--	2
NSTAR Gas Co.	A/Stable/--	2
Piedmont Natural Gas Co. Inc.	A/Stable/A-1	2
National Grid USA	A/Stable/A-1	2
Consolidated Edison Co. of New York Inc.	A/Stable/A-1	2
Orange and Rockland Utilities Inc.	A/Stable/A-1	2
Rockland Electric Co.	A/Stable/--	2
Consolidated Edison Inc.	A/Stable/A-1	2
Laclede Gas Co.	A/Stable/A-1	3
Laclede Group Inc.	A/Stable/--	3
Atlantic City Sewerage Co.	A/Stable/--	3
Niagara Mohawk Power Corp.	A/Stable/--	3
Central Hudson Gas & Electric Co.	A/Stable/--	3
American Water Capital Corp.	A/Negative/	2
Boston Gas Co.	A/Negative/--	2
Colonial Gas Co.	A/Negative/--	2
Middlesex Water Co.	A/Negative/--	3
York Water Co. (The)	A-/Stable/--	2
Alabama Gas Corp.	A-/Stable/--	2
Atlanta Gas Light Co.	A-/Stable/--	2
Public Service Co. of North Carolina Inc.	A-/Stable/A-2	2
Wisconsin Gas Co.	A-/Stable/A-2	2
North Shore Gas Co.	A-/Stable/A-2	2
Peoples Gas Light & Coke Co.	A-/Stable/A-2	2
ONEOK Inc.	A-/Stable/A-2	6
Indiana Gas Co. Inc.	A-/Negative/--	1
Southern California Water Co.	A-/Negative/--	3
American States Water Co.	A-/Negative/--	3
United Water New Jersey	A-/Negative/--	4

New Business Profile Scores Assigned for U.S. Utility and Power Companies; Financial Guidelines Revised

United Waterworks	A-/Negative/--	4
PPL Electric Utilities Corp.	A-/Negative/--	4
Commonwealth Edison Co.	A-/Negative/A-2	4
PECO Energy Co.	A-/Negative/A-2	4
Central Illinois Public Service Co.	A-/CW-Neg/--	3
Western Massachusetts Electric Co.	BBB+/Stable/--	1
Cascade Natural Gas Corp.	BBB+/Stable/--	2
South Jersey Gas Co.	BBB+/Stable/--	2
Baltimore Gas & Electric Co.	BBB+/Stable/A-2	3
Connecticut Natural Gas Corp.	BBB+/Negative/--	3
Southern Connecticut Gas Co.	BBB+/Negative/--	3
Central Maine Power Co.	BBB+/Negative/--	3
Atlantic City Electric Co.	BBB+/Negative/A-2	3
Potomac Electric Power Co.	BBB+/Negative/A-2	3
Delmarva Power & Light Co.	BBB+/Negative/A-2	3
Yankee Gas Services Co.	BBB+/Negative/--	3
Connecticut Light & Power Co.	BBB+/Negative/--	3
UGI Utilities Inc.	BBB+/Negative/--	4
Bay State Gas Co.	BBB/Stable/--	2
AEP Texas Central Co.	BBB/Stable/--	2
AEP Texas North Co.	BBB/Stable/--	2
Southwest Gas Corp.	BBB-/Stable/--	3
Columbus Southern Power Co.	BBB/Stable/--	3
Ohio Power Co.	BBB/Stable/--	3
Public Service Electric & Gas Co.	BBB/Stable/A-2	3
Oncor Electric Delivery Co.	BBB/Negative/--	2
Southern Union Co.	BBB/Negative/--	3
Centerpoint Energy Houston Electric LLC	BBB/Negative/--	3
CenterPoint Energy Resources Corp.	BBB/Negative/--	3
Duquesne Light Co.	BBB/Negative/	4
Duquesne Light Holdings Inc.	BBB/Negative/ --	5
TXU Gas Co.	BBB/CW-Dev/--	3
Jersey Central Power & Light Co.	BBB-/Stable/--	4
Metropolitan Edison Co.	BBB-/Stable/--	4
Pennsylvania Electric Co.	BBB-/Stable/--	4
Texas-New Mexico Power Co.	BB+/Stable/--	4
AmeriGas Partners L.P.	BB+/Stable/--	7
NUI Utilities Inc.	BB/CW-Dev/--	4

New Business Profile Scores Assigned for U.S. Utility and Power Companies; Financial Guidelines Revised

Suburban Propane Partners L.P.	BB-/Stable/--	8
Star Gas Partners L.P.	BB-/Stable/--	8
SEMCO Energy Inc.	BB-/Negative/--	5
Ferrelgas Partners L.P.	BB-/Negative/--	8
Potomac Edison Co.	B/Stable/--	3
West Penn Power Co.	B/Stable/--	3
Illinova Corp.	B/Negative/--	7
NorthWestern Corp.	D/NM/--	7
2. Transmission Only - Electric, Gas, and Other		
Questar Pipeline Co.	A+/Negative/--	3
Mid-West Independent Transmission System Operator Inc.	A/Stable/--	1
American Transmission Co.	A/Stable/A-1	1
New England Power Co.	A/Stable/A-1	1
Colonial Pipeline Co.	A/Stable/A-1	3
Dixie Pipeline Co.	--/--/A-1	3
Plantation Pipeline Co.	--/--/A-1	3
Explorer Pipeline Co.	A/Stable/A-1	4
Northern Natural Gas Co.	A-/Positive/--	2
Buckeye Partners L.P.	A-/Stable/--	4
Kern River Gas Transmission Co.	A-/Negative/--	3
Northern Border Pipeline Co.	A-/CW-Neg/--	2
Texas Gas Transmission LLC	BBB+/Stable/--	3
Iroquois Gas Transmission System L.P.	BBB+/Stable/--	3
Florida Gas Transmission Co.	BBB/Stable/--	2
International Transmission Co.	BBB/Stable	2
ITC Holding Corp.	BBB/Stable	2
Texas Eastern Transmission L.P.	BBB/Stable/--	3
PanEnergy Corp.	BBB/Stable/--	3
TE Products Pipeline Co. L.P.	BBB/Stable/--	4
TEPPCO Partners L.P.	BBB/Stable/--	4
Panhandle Eastern Pipeline LLC	BBB/Negative/--	3
Noark Pipeline Finance LLC	BBB/Negative/--	4
Southern Star Central Gas Pipeline Inc.	BB/Stable/--	3
Transwestern Pipeline Co.	BB/CW-Dev/--	4
Transcontinental Gas Pipe Line Corp.	B+/Negative/--	2
Northwest Pipeline Corp.	B+/Negative/--	2
Colorado Interstate Gas Co.	B-/Negative/--	2
Southern Natural Gas Co.	B-/Negative/--	2

New Business Profile Scores Assigned for U.S. Utility and Power Companies; Financial Guidelines Revised

ANR Pipeline Co.	B-/Negative/--	3
Tennessee Gas Pipeline Co.	B-/Negative/--	3
El Paso Tennessee Pipeline Co.	B-/Negative/--	3
El Paso Natural Gas Co.	B-/Negative/--	4
Gas Transmission-Northwest Corp.	CC/CW-Pos/--	2
3. Integrated Electric, Gas, and Combination Utilities		
Wisconsin Public Service Corp.	AA-/Stable/A-1+	4
Madison Gas & Electric Co.	AA/Negative/A-1+	4
Southern Co.	A/Stable/A-1	4
Georgia Power Co.	A/Stable/A-1	4
Alabama Power Co.	A/Stable/A-1	4
Mississippi Power Co.	A/Stable/A-1	4
Gulf Power Co.	A/Stable/--	4
Savannah Electric & Power Co.	A/Stable/--	4
San Diego Gas & Electric Co.	A/Stable/A-1	5
MidAmerican Energy Co.	A/Stable/A-1	5
Questar Corp.	--/--A-1	6
Equitable Resources Inc.	A/Stable/A-1	6
Florida Power & Light Co.	A/Negative/A-1	4
South Carolina Electric & Gas Co.	A-/Stable/A-2	4
SCANA Corp.	A-/Stable/--	4
Wisconsin Electric Power Co.	A-/Stable/A-2	4
AGL Resources Inc.	A-/Stable/A-2	4
Virginia Electric & Power Co. (Dominion Virginia)	A-/Stable/A-2	5
Idaho Power Co.	A-/Stable/A-2	5
IDACORP Inc.	A-/Stable/A-2	5
Energen Corp.	A-/Stable/--	6
Vectren Utility Holdings Inc.	A-/Negative/A-2	3
Wisconsin Power & Light Co.	A-/Negative/A-2	4
Atmos Energy Corp.	A-/Negative/A-2	4
Southern Indiana Gas & Electric Co.	A-/Negative/--	5
Montana-Dakota Utilities Co.	A-/Negative/--	5
PacifiCorp	A-/Negative/A-2	5
Northern Border Partners L.P.	A-/CW-Neg/--	4
Central Illinois Light Co.	A-/CW-Neg/--	5
CILCORP	A-/CW-Neg/--	5
Union Electric Co.	A-/CW-Neg/A-2	5
Ameren Corp.	A-/CW-Neg/A-2	5

New Business Profile Scores Assigned for U.S. Utility and Power Companies; Financial Guidelines Revised

Cincinnati Gas & Electric Co.	BBB+/Stable/A2-	4
Oklahoma Gas & Electric Co.	BBB+/Stable/A-2	4
Northern States Power Wisconsin	BBB+/Stable /A-2	5
Kentucky Utilities Co.	BBB+/Stable/A-2	5
Louisville Gas & Electric Co.	BBB+/Stable/A-2	5
Allete Inc.	BBB+/Stable/A-2	5
Wisconsin Energy Corp.	BBB+/Stable/A-2	5
PSI Energy Inc.	BBB+/Stable/A-2	5
Union Light Heat & Power Co.	BBB+/Stable/--	5
Hawaiian Electric Co. Inc.	BBB+/Stable/A-2	6
Enogex Inc.	BBB+/Stable/--	6
National Fuel Gas Co.	BBB+/Stable/A-2	7
Energy East Corp.	BBB+/Negative/--A2	3
RGS Energy Group Inc.	BBB+/Negative/--	4
Rochester Gas & Electric Corp.	BBB+/Negative/--	4
Michigan Consolidated Gas Co.	BBB+/Negative/A-2	4
Interstate Power & Light Co.	BBB+/Negative/A-2	5
Public Service Co. of New Hampshire	BBB+/Negative/--	5
Kaneb Pipe Line Operating Partnership L.P.	BBB+/Negative/--	5
Consolidated Natural Gas Co.	BBB+/Negative/A-2	6
Detroit Edison Co.	BBB+/Negative/A-2	6
Questar Market Resources Inc.	BBB+/Negative/--	8
Portland General Electric Co.	BBB+/CW-Neg./A-2	5
Columbia Energy Group	BBB/Stable/--	3
NiSource Inc.	BBB/Stable/--	4
Xcel Energy Inc.	BBB/Stable/A-2	5
Public Service Co. of Colorado	BBB/Stable /A-2	5
Northern States Power Co.	BBB/Stable /A-2	5
Southwestern Public Service Co.	BBB/Stable /A-2	5
Appalachian Power Co.	BBB/Stable/--	5
Kentucky Power Co.	BBB/Stable/--	5
Public Service Co. of Oklahoma	BBB/Stable/--	5
Southwestern Electric Power Co.	BBB/Stable/--	5
Northern Indiana Public Service Co.	BBB/Stable/--	5
Entergy Arkansas Inc.	BBB/Stable/--	5
Entergy Louisiana Inc.	BBB/Stable/--	5
Progress Energy Florida	BBB/Stable/--	5
Progress Energy Carolinas Inc.	BBB/Stable/A-2	5

New Business Profile Scores Assigned for U.S. Utility and Power Companies; Financial Guidelines Revised

Kansas City Power & Light Co.	BBB/Stable/A-2	6
PNM Resources Inc.	BBB/Stable/--	6
Southern California Edison Co.	BBB/Stable/A-2	6
Empire District Electric Co.	BBB/Stable/A-2	6
Entergy Mississippi Inc.	BBB/Stable/--	6
Entergy New Orleans Inc.	BBB/Stable/--	6
Duke Energy Field Services LLC	BBB/Stable/A-2	6
Arizona Public Service Co.	BBB/Negative/A-2	5
TXU U.S. Holdings Co.	BBB/Negative/--	5
Pinnacle West Capital Corp.	BBB/Negative/A-2	6
Cleco Power LLC	BBB/Negative/A-3	6
Puget Sound Energy Inc.	BBB-/Positive/A-3	5
Puget Energy Inc.	BBB-/Positive/--	5
Green Mountain Power Corp.	BBB-/Stable/--	5
Public Service Co. of New Mexico	BBB-/Stable/A-2	6
Pacific Gas & Electric Co.	BBB-/Stable/ --	6
Cleveland Electric Illuminating Co.	BBB-/Stable/--	6
Ohio Edison Co.	BBB-/Stable/--	6
Toledo Edison Co.	BBB-/Stable/--	6
Pennsylvania Power Co.	BBB-/Stable/--	6
El Paso Electric Co.	BBB-/Stable/--	6
Central Vermont Public Service Corp.	BBB-/Stable/--	6
Entergy Gulf States Inc.	BBB-/Stable/--	6
System Energy Resources Inc.	BBB-/Stable/--	7
Tampa Electric Co.	BBB-/Negative/A-3	4
Black Hills Power Inc.	BBB-/Negative/--	6
Westar Energy Inc.	BB+/Positive/--	5
Kansas Gas & Electric Co.	BB+/Positive/--	6
Indianapolis Power & Light Co.	BB+/Stable/--	4
IPALCO Enterprises Inc.	BB+/Stable/--	4
Enterprise Products Operating L.P.	BB+/Stable/--	6
Enterprise Products Partners L.P.	BB+/Stable/--	6
GulfTerra Energy Partners L.P.	BB+/CW-Neg/--	6
Consumers Energy Co.	BB/Negative/--	6
Tucson Electric Power Co.	BB/CW-Neg/--	6
Dayton Power & Light Co.	BB-/CW-Neg/ -	7
Monongahela Power Co.	B/Stable/--	5
Nevada Power Co.	B+/Negative/--	7
Sierra Pacific Power Co.	B+/Negative/--	7

Sierra Pacific Resources	B+/Negative/--	7
4. Diversified Energy and Diversified Non-Energy		
WPS Resources Corp.	A/Stable/A-1	5
KeySpan Corp.	A/Negative/A-1	4
FPL Group Inc.	A/Negative/--	6
Peoples Energy Corp.	A-/Stable/A-2	5
Vectren Corp.	A-/Negative/--	4
PacifiCorp Holdings Inc.	A-/Negative/--	5
Exelon Corp.	A-/Negative/A-2	7
MDU Resources Group Inc.	A-/Negative/A-2	7
Centennial Energy Holdings Inc.	A-/Negative/A-2	8
Otter Tail Corp.	A-/Negative/--	8
Kinder Morgan Energy Partners L.P.	BBB+/Stable/A-2	4
Northeast Utilities	BBB+/Stable/--	5
OGE Energy Corp.	BBB+/Stable/A-2	6
LG&E Energy Corp.	BBB+/Stable/--	6
Cinergy Corp.	BBB+/Stable/A-2	6
Constellation Energy Group Inc.	BBB+/Stable/A-2	7
Sempra Energy	BBB+/Stable/A-2	7
Pepco Holdings Inc.	BBB+/Negative/A-2	5
Conectiv	BBB+/Negative/--	5
Alliant Energy Corp.	BBB+/Negative/A-2	6
DTE Energy Co.	BBB+/Negative/A-2	6
Dominion Resources Inc.	BBB+/Negative/A-2	7
Kinder Morgan Inc.	BBB/Stable/A-2	5
American Electric Power Co. Inc.	BBB/Stable/A-2	6
Entergy Corp.	BBB/Stable/--	6
Hawaiian Electric Industries Inc.	BBB/Stable/A-2	6
Progress Energy Inc.	BBB/Stable/A-2	6
PPL Corp.	BBB/Stable/--	7
Public Service Enterprise Group Inc.	BBB/Stable/A-2	7
Great Plains Energy Inc.	BBB/Stable/--	7
Duke Energy Corp.	BBB/Stable/A-2	7
Duke Capital Corp.	BBB/Stable/A-2	8
TXU Corp.	BBB/Negative/--	5
Centerpoint Energy Inc.	BBB/Negative/--	5
Cleco Corp.	BBB/Negative/A-3	6
Potomac Capital Investment Corp.	BBB/Negative/--	8
MidAmerican Energy Holdings Co.	BBB-/Positive/--	5

New Business Profile Scores Assigned for U.S. Utility and Power Companies; Financial Guidelines Revised

FirstEnergy Corp.	BBB-/Stable/--	6
TECO Energy Inc.	BBB-/Negative/A-3	5
Black Hills Corp.	BBB-/Negative/--	8
Avista Corp.	BB+/Stable/--	6
Edison International	BB+/Stable/--	6
TNP Enterprises	BB+/Stable/--	6
New York Water Service Corp.	BB/Stable	7
CMS Energy Corp.	BB/Negative/--	7
DPL Inc.	BB- /CW-Neg/--	8
Williams Companies Inc. (The)	B+/Negative/--	8
Allegheny Energy Inc.	B/Stable/--	7
Dynegy Inc.	B/Negative/--	8
Dynegy Holdings Inc.	B/Negative/--	9
El Paso CGP Corp.	B-/Negative/--	6
Aquila Inc.	B-/Negative/--	8
El Paso Corp.	B-/Negative/--	8
5. Energy Merchants/Power Developers/Trading and Marketing		
Entergy-Koch L.P.	A/Stable/--	9
KeySpan Generation LLC	A/Negative/--	5
FPL Group Capital	A/Negative/A-1	8
Exelon Generation Co.	A-/Negative/A-2	8
AmerenEnergy Generating Co.	A-/CW-Neg/--	8
Southern Power Co.	BBB+/Stable/--	6
LG&E Capital Corp.	BBB+/Stable/A-2	9
Alliant Energy Resources Inc.	BBB+/Negative/--	9
American Ref-Fuel Co. LLC	BBB/Stable/--	6
PSEG Power LLC	BBB/Stable/--	8
PPL Energy Supply LLC	BBB/Stable/--	8
TXU Energy Co. LLC	BBB/Negative/--	7
Duke Energy Trading and Marketing LLC	BBB-/Negative/--	10
Northeast Generation Company	BB+/Negative/--	9
Cogentrix Energy	BB-/Stable/--	6
PSEG Energy Holdings Inc.	BB-/Stable/--	9
AES Corp.	B+/Stable/--	9
NRG Energy Inc.	B+/Stable	9
Allegheny Energy Supply Co. LLC	B/Stable/--	8
Reliant Resources Inc.	B/Negative/--	8
Calpine Corp	B/Negative/--	9
Edison Mission Energy	B/Negative/--	9

Orion Power Holdings Inc	B/Negative/--	9
Reliant Energy Mid-Atlantic Power Holdings LLC	B/Negative/--	9
Mirant Americas Generation Inc.	D/--/--	10
Mirant Americas Energy Marketing L.P.	D/--/--	10
Mirant Corp.	D/--/--	10
NEGT Energy Trading Holdings Corp	D/--/--	10
PG&E National Energy Group	D/--/--	10
USGen New England Inc.	D/--/--	10

[Back to Top](#)

This report was reproduced from Standard & Poor's RatingsDirect, the premier source of real-time, Web-based credit ratings and research from an organization that has been a leader in objective credit analysis for more than 140 years. To preview this dynamic on-line product, visit our RatingsDirect Web site at www.standardandpoors.com/ratingsdirect.

Published by Standard & Poor's, a Division of The McGraw-Hill Companies, Inc. Executive offices: 1221 Avenue of the Americas, New York, NY 10020. Editorial offices: 55 Water Street, New York, NY 10041. Subscriber services: (1) 212-438-7280. Copyright 2003 by The McGraw-Hill Companies, Inc. Reproduction in whole or in part prohibited except by permission. All rights reserved. Information has been obtained by Standard & Poor's from sources believed to be reliable. However, because of the possibility of human or mechanical error by our sources, Standard & Poor's or others, Standard & Poor's does not guarantee the accuracy, adequacy, or completeness of any information and is not responsible for any errors or omissions or the result obtained from the use of such information. Ratings are statements of opinion, not statements of fact or recommendations to buy, hold, or sell any securities.

The McGraw-Hill Companies