

Exhibit No.: _____

Issue: Depreciation

Witness: Alicia Picard

Exhibit Type: Direct

Sponsoring Party: Summit Natural Gas of Missouri, Inc.

Case No.: GR-2014-0086

Date: January 2, 2014

MISSOURI PUBLIC SERVICE COMMISSION

CASE NO. GR-2014-0086

DIRECT TESTIMONY

OF

ALICIA L. PICARD

ON BEHALF OF

SUMMIT NATURAL GAS OF MISSOURI, INC.

Jefferson City, Missouri

January 2, 2014

Summit Exhibit No. 12
Date 8-19-14 Reporter KF
File No GR-2014-0086

TABLE OF CONTENTS

**DIRECT TESTIMONY
OF
ALICIA L. PICARD**

SUMMIT NATURAL GAS OF MISSOURI, INC.

CASE NO. GR-2014-0086

INTRODUCTION 1

I. DEPRECIATION INFORMATION..... 2

DIRECT TESTIMONY

ALICIA L. PICARD

SUMMIT NATURAL GAS OF MISSOURI, INC.

1 **Q. PLEASE STATE YOUR NAME AND BUSINESS ADDRESS.**

2 A. Alicia L. Picard, 7810 Shaffer Parkway, Suite 120, Littleton, CO 80127.

3 **Q. ON WHOSE BEHALF IS YOUR TESTIMONY PRESENTED?**

4 A. I am testifying on behalf of Summit Natural Gas of Missouri, Inc. ("SNG" or the
5 "Company").

6 **Q. BY WHOM AND IN WHAT CAPACITY ARE YOU EMPLOYED?**

7 A. I am the Corporate Controller for Summit Utilities, Inc., the parent company of
8 SNG.

9 **Q. PLEASE STATE YOUR EDUCATIONAL BACKGROUND AND RELEVANT**
10 **BUSINESS EXPERIENCE.**

11 A. Information responsive to this question is shown in the attached Schedule ALP-1.

12 **Q. HAVE YOU TESTIFIED BEFORE OTHER REGULATORY BODIES?**

13 A. Yes, I have testified in front of the Colorado Public Utilities Commission.

14 **Q. IN WHAT CAPACITY?**

15 A. As the Controller of Colorado Cab Company, LLC, a regulated transportation
16 company, in regards to financial information for the company in a dispute
17 surrounding allowing another cab company to start in the Denver metro area.

1 **Q. WHAT IS THE PURPOSE OF YOUR TESTIMONY IN THIS PROCEEDING?**

2 A. To provide depreciation information consistent with filing requirements previously
3 ordered by the Commission.

4

5

I. DEPRECIATION INFORMATION

6 **Q. DID THE COMPANY FILE AN APPLICATION FOR WAIVER CONCERNING**
7 **COMMISSION RULE 4 CSR 240-3.235?**

8 A. Yes. The Company filed an Application for Waiver Concerning Commission Rule
9 4 CSR 240-3.235 in Case No. GE-2014-0010. This rule concerns the compilation
10 and submissions of, among other things, a depreciation study in the context of a
11 general rate case.

12 **Q. WHAT WAS THE OUTCOME OF THE APPLICATION?**

13 A. The Commission granted the Application for Waiver with several conditions. The
14 Order required SNG to submit information as part of its direct testimony in this rate
15 proceeding and I will address these requirements below.

16 **Q. WHAT INFORMATION WAS THE COMPANY ORDERED TO FILE WITH**
17 **DIRECT TESTIMONY IN THIS PROCEEDING?**

18 A. The filing requirements included a property unit catalog, reserves for depreciation,
19 surviving plant balance and estimated final retirement date, and surviving dollar
20 investment for each major facility or general office building. Also to be included
21 was a working spreadsheet file of a history of depreciation accruals by month for
22 each unit of property beginning with September 30, 2007, for the service territory

1 previously under the Missouri Gas Utility, Inc. ("MGU") name and March 31, 2010,
2 for the former Southern Missouri Gas Company, L.P. ("SMNG") service territory. I
3 have provided this information through September 30, 2013. As the SMNG
4 service territory did not become the property of SNG until January 1, 2012, the
5 history of depreciation accruals are shown to begin then. I am attaching
6 **Schedules ALP-2 and ALP-3** to address these filing requirements.

7 **Q. DID THE ORDER INCLUDE ANY OTHER FILING REQUIREMENTS?**

8 A. Yes. SNG was ordered to submit a non-statistical depreciation review by an
9 experienced depreciation professional. The Company contracted with Black and
10 Veatch Corporation to perform the non-statistical depreciation review and the
11 review is attached as **Schedule ALP-4**.

12 **Q. HAS THE COMPANY INCLUDED IN THIS RATE CASE ANY CONSIDERATION**
13 **FOR CHANGING DEPRECIABLE LIVES?**

14 A. No. The Company prefers to retain the depreciation rates and lives established in
15 Case No. GA-2012-0285.

16 **Q. DID THE ORDER INCLUDE ANY REPORTING REQUIREMENTS TO BE**
17 **ADDRESSED IN THE FUTURE?**

18 A. Yes, the Commission ordered that: (1) SNG maintain continuing property records
19 in compliance with Commission rule 4 CSR 240-40.040 Uniform System of
20 Accounts-Gas Corporations and 4 CSR 240-3.235 and 4 CSR 240-3.275
21 Submission Requirements for Gas Utility Depreciation Studies; (2) SNG separately

1 account for any payments from other parties in regards to any changes made to
2 utility property; and (3) policies be put in place within SNG to appropriately reflect
3 any cost of removal or retirement of assets separate from the initial acquisitions or
4 expenditures to build new plant.

5 **Q. WITH THE FILING OF THIS DIRECT CASE, HAS THE COMPANY MET THE**
6 **RATE CASE FILING REQUIREMENTS ORDERED BY THE COMMISSION?**

7 A. Yes.

8 **Q. DOES THIS CONCLUDE YOUR DIRECT TESTIMONY?**

9 A. Yes.

**BEFORE THE PUBLIC SERVICE COMMISSION
OF THE STATE OF MISSOURI**


In the Matter of Summit Natural Gas of Missouri Inc.'s Filing of Revised Tariffs To Increase its Annual Revenues For Natural Gas Service))))	Case No. GR-2014-0086
--	------------------	-----------------------

AFFIDAVIT OF ALICIA L. PICARD

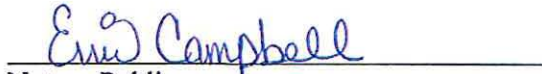
STATE OF COLORADO)
) ss
COUNTY OF JEFFERSON)

Alicia L. Picard, being first duly sworn on her oath, states:


1. My name is Alicia L. Picard. I work in Littleton, Colorado and I am employed by Summit Utilities, Inc. as the Corporate Controller.
2. Attached hereto and made a part of hereof for all purposes is my Direct Testimony on behalf of Summit Natural Gas of Missouri, Inc. consisting of 6 pages, all of which have been prepared in written form for introduction into evidence in the above-referenced docket.
3. I hereby swear and affirm that my answers contained in the attached testimony to the questions therein propounded are true and correct.


Alicia L. Picard

Subscribed and sworn to before me this 2nd day of January, 2014.


Notary Public

My commission expires: 6/7/2016



USOA - FERC 2		Vintage Year	Additions	Retirement Year	Retirement Amount	Surviving Balance	Estimated Retirement Year	Reserve at 9/30/13
3020	Franchises & consents	2007	\$ 1,435.37		\$ 0.00	\$ 1,435.37	2027	
3020	Franchises & consents	2007	960.00		0.00	960.00	2027	
3020	Franchises & consents	2008	1,862.68		0.00	1,862.68	2028	
3020	Franchises & consents	2008	1,540.50		0.00	1,540.50	2028	
3020	Franchises & consents	2008	3,004.68		0.00	3,004.68	2028	
3020	Franchises & consents	2008	91.87		0.00	91.87	2028	
3020	Franchises & consents	2008	2,760.87		0.00	2,760.87	2028	
3020	Franchises & consents	2008	1,506.72		0.00	1,506.72	2028	
3020	Franchises & consents	2008	409.55		0.00	409.55	2028	
3020	Franchises & consents	2008	87.90		0.00	87.90	2028	
3020	Franchises & consents	2009	7,702.24	2012	7,702.24	7,702.24		
3020	Franchises & consents	2009	4,590.24		0.00	4,590.24	2029	
3020	Franchises & consents	2009	2,335.48		0.00	2,335.48	2029	
3020	Franchises & consents	2009	758.11		0.00	758.11	2029	
3020	Franchises & consents	2009	695.01		0.00	695.01	2029	
3020	Franchises & consents	2009	548.08		0.00	548.08	2029	
3020	Franchises & consents	2009	298.53		0.00	298.53	2029	
3020	Franchises & consents	2009	14.18		0.00	14.18	2029	
3020	Franchises & consents	2010	9,102.35		0.00	9,102.35	2030	
3020	Franchises & consents	2010	541.21		0.00	541.21	2030	
3020	Franchises & consents	2010	5,064.11		0.00	5,064.11	2030	
3020	Franchises & Consents	2011	1,000,000.00		0.00	1,000,000.00	2031	
3020	Franchises & consents	2011	587.02		0.00	587.02	2031	
3020	Franchises & consents	2012	599.13		0.00	599.13	2032	
3020	Franchises & consents	2012	2,270.60		0.00	2,270.60	2032	
3020	Franchises & consents	2012	738.54		0.00	738.54	2032	
3020	Franchises & consents	2012	870.08		0.00	870.08	2032	
3020	Franchises & consents	2012	716.58		0.00	716.58	2032	
3020	Franchises & consents	2012	939.44		0.00	939.44	2032	
3020	Franchises & consents	2012	7,263.74		0.00	7,263.74	2032	
3020	Franchises & consents	2012	1,147.60		0.00	1,147.60	2032	
3020	Franchises & consents	2012	736.11		0.00	736.11	2032	
3020	Franchises & consents	2012	488.42		0.00	488.42	2032	
3020	Franchises & consents	2012	195.10		0.00	195.10	2032	
3020	Franchises & consents	2012	180.54		0.00	180.54	2032	
3020	Franchises & consents	2013	866.51		0.00	866.51	2033	
3020	Franchises & consents	2013	732.87		0.00	732.87	2033	
3020	Franchises & consents	2013	1,097.48		0.00	1,097.48	2033	
3020	Franchises & consents	2013	559.98		0.00	559.98	2033	
3020	Franchises & consents	2013	1,539.43		0.00	1,539.43	2033	
3020	Franchises & consents	2013	1,335.61		0.00	1,335.61	2033	
3020	Franchises & consents	2013	904.77		0.00	904.77	2033	
3020	Franchises & consents	2013	16,185.99		0.00	16,185.99	2033	
3020	Franchises & consents	2013	1,240.24		0.00	1,240.24	2033	

3020	Franchises & consents	2013	8,637.86		0.00	8,637.86	2033	Schedule ALP-2
3020	Franchises & consents	2013	669.03		0.00	669.03	2033	
3020	Total		1,095,812.35		7,702.24	1,095,812.35		148,250.72
3740	Land	1996	\$ 162.02		\$ 0.00	\$ 162.02		
3740	Land	1996	660.75		0.00	660.75		
3740	Land	1996	605.86		0.00	605.86		
3740	Land	1996	17,500.00		0.00	17,500.00		
3740	Land	1996	608.86		0.00	608.86		
3740	Land	1996	1,562.67	2013	1,562.67	0.00		
3740	Land	1996	47,029.08		0.00	47,029.08		
3740	Land	1996	43,309.83		0.00	43,309.83		
3740	Land	1996	148,288.85		0.00	148,288.85		
3740	Land	1996	2,373.87		0.00	2,373.87		
3740	Land	1996	5,613.69		0.00	5,613.69		
3740	Land	1996	88,693.66		0.00	88,693.66		
3740	Land	1996	196,318.05		0.00	196,318.05		
3740	Land	1996	166,896.44		0.00	166,896.44		
3740	Land	1996	3,068.89		0.00	3,068.89		
3740	Land	1996	5,276.19		0.00	5,276.19		
3740	Land	1996	58,786.92		0.00	58,786.92		
3740	Land	1997	22.05		0.00	22.05		
3740	Land	1997	45.64		0.00	45.64		
3740	Land	1997	32,543.18		0.00	32,543.18		
3740	Land	1997	2,685.59		0.00	2,685.59		
3740	Land	1997	5,721.51		0.00	5,721.51		
3740	Land	1997	4,844.40		0.00	4,844.40		
3740	Land	1997	4,476.82		0.00	4,476.82		
3740	Land	1997	44,217.48		0.00	44,217.48		
3740	Land	1997	6,024.38		0.00	6,024.38		
3740	Land	1997	6,036.31		0.00	6,036.31		
3740	Land	1997	1,532.82		0.00	1,532.82		
3740	Land	1997	4,601.93		0.00	4,601.93		
3740	Land	1997	6,192.77		0.00	6,192.77		
3740	Land	1997	5,243.42		0.00	5,243.42		
3740	Land	1997	8,404.57		0.00	8,404.57		
3740	Land	1997	67,720.18		0.00	67,720.18		
3740	Land	1997	(5,507.65)		0.00	(5,507.65)		
3740	Land	1998	155.55		0.00	155.55		
3740	Land	1998	2,151.43		0.00	2,151.43		
3740	Land	1998	(1.09)		0.00	(1.09)		
3740	Land	1999	(8,736.27)		0.00	(8,736.27)		
3740	Land	1999	(443.73)		0.00	(443.73)		
3740	Land	1999	2,092.96		0.00	2,092.96		
3740	Land	2004	650.00		0.00	650.00		
3740	Land	2005	597.62		0.00	597.62		
3740	Land	2005	374.92		0.00	374.92		
3740	Land	2005	19.85		0.00	19.85		

3740	Land	2005	938.26	0.00	938.26
3740	Land	2005	588.63	0.00	588.63
3740	Land	2005	31.16	0.00	31.16
3740	Land	2005	189.73	0.00	189.73
3740	Land	2005	119.03	0.00	119.03
3740	Land	2005	6.30	0.00	6.30
3740	Land	2005	485.35	0.00	485.35
3740	Land	2005	304.49	0.00	304.49
3740	Land	2005	16.12	0.00	16.12
3740	Land	2005	307.87	0.00	307.87
3740	Land	2005	193.15	0.00	193.15
3740	Land	2005	10.23	0.00	10.23
3740	Land	2005	834.41	0.00	834.41
3740	Land	2005	523.48	0.00	523.48
3740	Land	2005	27.71	0.00	27.71
3740	Land	2005	5,201.63	0.00	5,201.63
3740	Land	2005	3,263.33	0.00	3,263.33
3740	Land	2005	172.75	0.00	172.75
3740	Land	2005	1,255.23	0.00	1,255.23
3740	Land	2005	787.49	0.00	787.49
3740	Land	2005	41.69	0.00	41.69
3740	Land	2005	156.34	0.00	156.34
3740	Land	2005	98.08	0.00	98.08
3740	Land	2005	5.19	0.00	5.19
3740	Land	2005	63.81	0.00	63.81
3740	Land	2005	40.03	0.00	40.03
3740	Land	2005	2.12	0.00	2.12
3740	Land	2005	157.84	0.00	157.84
3740	Land	2005	99.02	0.00	99.02
3740	Land	2005	5.24	0.00	5.24
3740	Land	2005	208.20	0.00	208.20
3740	Land	2005	130.62	0.00	130.62
3740	Land	2005	6.91	0.00	6.91
3740	Land	2006	472.80	0.00	472.80
3740	Land	2006	296.62	0.00	296.62
3740	Land	2006	15.70	0.00	15.70
3740	Land	2006	158.72	0.00	158.72
3740	Land	2006	99.58	0.00	99.58
3740	Land	2006	5.27	0.00	5.27
3740	Land	2006	408.23	0.00	408.23
3740	Land	2006	256.11	0.00	256.11
3740	Land	2006	13.56	0.00	13.56
3740	Land	2006	1,585.67	0.00	1,585.67
3740	Land	2006	994.80	0.00	994.80
3740	Land	2006	52.66	0.00	52.66
3740	Land	2006	70.54	0.00	70.54
3740	Land	2006	44.25	0.00	44.25

3740	Land	2006	2.34	0.00	2.34
3740	Land	2006	826.05	0.00	826.05
3740	Land	2006	518.24	0.00	518.24
3740	Land	2006	27.43	0.00	27.43
3740	Land	2006	3,031.08	0.00	3,031.08
3740	Land	2006	1,901.60	0.00	1,901.60
3740	Land	2006	100.67	0.00	100.67
3740	Land	2006	269.76	0.00	269.76
3740	Land	2006	169.24	0.00	169.24
3740	Land	2006	8.96	0.00	8.96
3740	Land	2006	36.88	0.00	36.88
3740	Land	2006	23.14	0.00	23.14
3740	Land	2006	1.22	0.00	1.22
3740	Land	2006	104.62	0.00	104.62
3740	Land	2006	65.64	0.00	65.64
3740	Land	2006	3.47	0.00	3.47
3740	Land	2006	20.66	0.00	20.66
3740	Land	2006	12.96	0.00	12.96
3740	Land	2006	0.69	0.00	0.69
3740	Land	2007	128.58	0.00	128.58
3740	Land	2007	80.67	0.00	80.67
3740	Land	2007	4.27	0.00	4.27
3740	Land	2007	2,743.00	0.00	2,743.00
3740	Land	2007	7,680.00	0.00	7,680.00
3740	Land	2007	1,380.61	0.00	1,380.61
3740	Land	2007	18,634.45	0.00	18,634.45
3740	Land	2007	8,216.86	0.00	8,216.86
3740	Land	2007	56.86	0.00	56.86
3740	Land	2008	141.42	0.00	141.42
3740	Land	2008	39,003.73	0.00	39,003.73
3740	Land	2008	16,726.99	0.00	16,726.99
3740	Land	2008	8,992.19	0.00	8,992.19
3740	Land	2008	7,613.69	0.00	7,613.69
3740	Land	2008	6,682.23	0.00	6,682.23
3740	Land	2008	26,444.04	0.00	26,444.04
3740	Land	2008	38,588.91	0.00	38,588.91
3740	Land	2008	19,301.09	0.00	19,301.09
3740	Land	2008	16,342.25	0.00	16,342.25
3740	Land	2008	8,412.40	0.00	8,412.40
3740	Land	2008	4,777.32	0.00	4,777.32
3740	Land	2008	4,258.02	0.00	4,258.02
3740	Land	2008	77,575.97	0.00	77,575.97
3740	Land	2008	17,470.69	0.00	17,470.69
3740	Land	2008	15,333.31	0.00	15,333.31
3740	Land	2008	8,993.29	0.00	8,993.29
3740	Land	2008	5,107.20	0.00	5,107.20
3740	Land	2008	4,552.04	0.00	4,552.04

3740	Land	2008	336,335.44	0.00	336,335.44
3740	Land	2009	47,537.95	0.00	47,537.95
3740	Land	2009	43,168.58	0.00	43,168.58
3740	Land	2009	16,460.27	0.00	16,460.27
3740	Land	2009	13,936.92	0.00	13,936.92
3740	Land	2009	12,231.87	0.00	12,231.87
3740	Land	2009	7,174.23	0.00	7,174.23
3740	Land	2009	3,631.31	0.00	3,631.31
3740	Land	2009	27,511.91	0.00	27,511.91
3740	Land	2009	2,827.14	0.00	2,827.14
3740	Land	2009	271.07	0.00	271.07
3740	Land	2009	41,480.94	0.00	41,480.94
3740	Land	2009	27,353.49	0.00	27,353.49
3740	Land	2009	20,326.78	0.00	20,326.78
3740	Land	2009	11,922.05	0.00	11,922.05
3740	Land	2009	6,770.41	0.00	6,770.41
3740	Land	2009	6,034.46	0.00	6,034.46
3740	Land	2009	15,544.06	0.00	15,544.06
3740	Land	2009	13,161.16	0.00	13,161.16
3740	Land	2009	11,551.02	0.00	11,551.02
3740	Land	2009	6,774.90	0.00	6,774.90
3740	Land	2009	53,377.49	0.00	53,377.49
3740	Land	2009	39.07	0.00	39.07
3740	Land	2009	2,029.41	0.00	2,029.41
3740	Land	2009	1,500.00	0.00	1,500.00
3740	Land	2009	2,789.56	0.00	2,789.56
3740	Land	2009	21,225.39	0.00	21,225.39
3740	Land	2009	3,496.57	0.00	3,496.57
3740	Land	2009	1,799.91	0.00	1,799.91
3740	Land	2009	1,712.08	0.00	1,712.08
3740	Land	2009	2,932.37	0.00	2,932.37
3740	Land	2010	10,791.53	0.00	10,791.53
3740	Land	2010	1,659.51	0.00	1,659.51
3740	Land	2010	8,126.08	0.00	8,126.08
3740	Land	2010	17,505.03	0.00	17,505.03
3740	Land	2010	74.16	0.00	74.16
3740	Land	2010	368.22	0.00	368.22
3740	Land	2010	311.77	0.00	311.77
3740	Land	2010	677.28	0.00	677.28
3740	Land	2010	573.45	0.00	573.45
3740	Land	2010	764.97	0.00	764.97
3740	Land	2010	8,960.79	0.00	8,960.79
3740	Land	2010	36.91	0.00	36.91
3740	Land	2011	4,124,240.72	0.00	4,124,240.72
3740	Land	2011	2,739,245.31	0.00	2,739,245.31
3740	Land	2011	1,211,589.27	0.00	1,211,589.27
3740	Land	2011	474,100.15	0.00	474,100.15

3740	Land	2011	152,955.29	0.00	152,955.29
3740	Land	2011	6,489.93	0.00	6,489.93
3740	Land	2011	1,051.88	0.00	1,051.88
3740	Land	2011	917.97	0.00	917.97
3740	Land	2011	182.06	0.00	182.06
3740	Land	2011	774.04	0.00	774.04
3740	Land	2011	23,770.55	0.00	23,770.55
3740	Land	2011	10,513.90	0.00	10,513.90
3740	Land	2011	7,314.01	0.00	7,314.01
3740	Land	2011	4,114.13	0.00	4,114.13
3740	Land	2011	23,485.18	0.00	23,485.18
3740	Land	2011	10,387.67	0.00	10,387.67
3740	Land	2011	7,226.21	0.00	7,226.21
3740	Land	2011	4,064.74	0.00	4,064.74
3740	Land	2011	459.92	0.00	459.92
3740	Land	2011	104,500.43	0.00	104,500.43
3740	Land	2011	33,139.50	0.00	33,139.50
3740	Land	2011	705.44	0.00	705.44
3740	Land	2011	616,343.72	0.00	616,343.72
3740	Land	2011	44,910.32	0.00	44,910.32
3740	Land	2011	20,865.81	0.00	20,865.81
3740	Land	2011	15,514.47	0.00	15,514.47
3740	Land	2011	10,432.90	0.00	10,432.90
3740	Land	2011	10,432.90	0.00	10,432.90
3740	Land	2011	625.58	0.00	625.58
3740	Land	2011	3,390.03	0.00	3,390.03
3740	Land	2011	1,578.48	0.00	1,578.48
3740	Land	2011	626.68	0.00	626.68
3740	Land	2011	727.88	0.00	727.88
3740	Land	2011	1,692.88	0.00	1,692.88
3740	Land	2011	788.24	0.00	788.24
3740	Land	2011	557.09	0.00	557.09
3740	Land	2011	255.88	0.00	255.88
3740	Land & land rights	2012	624.47	0.00	624.47
3740	Land & land rights	2012	519.43	0.00	519.43
3740	Land & land rights	2012	25.44	0.00	25.44
3740	Land & land rights	2012	3,579.64	0.00	3,579.64
3740	Land & land rights	2012	1,406.40	0.00	1,406.40
3740	Land & land rights	2012	1,223.88	0.00	1,223.88
3740	Land & land rights	2012	786.76	0.00	786.76
3740	Land & land rights	2012	501.25	0.00	501.25
3740	Land & land rights	2012	1,662.53	0.00	1,662.53
3740	Land & land rights	2012	1,170.49	0.00	1,170.49
3740	Land & land rights	2012	568.22	0.00	568.22
3740	Land & land rights	2012	971.10	0.00	971.10
3740	Land & land rights	2012	663.71	0.00	663.71
3740	Land & land rights	2012	538.62	0.00	538.62

3740	Land & land rights	2012	3,055.87	0.00	3,055.87
3740	Land & land rights	2012	1,153.12	0.00	1,153.12
3740	Land & land rights	2012	881.53	0.00	881.53
3740	Land & land rights	2012	622.45	0.00	622.45
3740	Land & land rights	2012	3,106.12	0.00	3,106.12
3740	Land & land rights	2012	2,693.23	0.00	2,693.23
3740	Land & land rights	2012	2,562.22	0.00	2,562.22
3740	Land & land rights	2012	827.93	0.00	827.93
3740	Land & land rights	2012	3,942.33	0.00	3,942.33
3740	Land & land rights	2012	1,559.16	0.00	1,559.16
3740	Land & land rights	2012	1,032.18	0.00	1,032.18
3740	Land & land rights	2012	1,004.52	0.00	1,004.52
3740	Land & land rights	2012	5,957.44	0.00	5,957.44
3740	Land & land rights	2012	3,154.58	0.00	3,154.58
3740	Land & land rights	2012	1,571.70	0.00	1,571.70
3740	Land & land rights	2012	1,259.89	0.00	1,259.89
3740	Land & land rights	2012	9,839.14	0.00	9,839.14
3740	Land & land rights	2012	11,888.33	0.00	11,888.33
3740	Land & land rights	2012	6,365.11	0.00	6,365.11
3740	Land & land rights	2012	3,910.43	0.00	3,910.43
3740	Land & land rights	2012	2,480.88	0.00	2,480.88
3740	Land & land rights	2012	1,003.65	0.00	1,003.65
3740	Land & land rights	2012	20,314.19	0.00	20,314.19
3740	Land & land rights	2012	11,935.18	0.00	11,935.18
3740	Land & land rights	2012	8,189.46	0.00	8,189.46
3740	Land & land rights	2012	4,172.72	0.00	4,172.72
3740	Land & land rights	2012	713.41	0.00	713.41
3740	Land & land rights	2012	132.03	0.00	132.03
3740	Land	2013	17,858.21	0.00	17,858.21
3740	Land	2013	10,935.41	0.00	10,935.41
3740	Land	2013	9,195.65	0.00	9,195.65
3740	Land	2013	816.58	0.00	816.58
3740	Land	2013	745.02	0.00	745.02
3740	Land	2013	668.12	0.00	668.12
3740	Land	2013	666.44	0.00	666.44
3740	Land & land rights	2013	75,728.66	0.00	75,728.66
3740	Land & land rights	2013	44,142.52	0.00	44,142.52
3740	Land & land rights	2013	37,062.00	0.00	37,062.00
3740	Land & land rights	2013	866.28	0.00	866.28
3740	Land & land rights	2013	755.91	0.00	755.91
3740	Land & land rights	2013	543.85	0.00	543.85
3740	Land & land rights	2013	500.44	0.00	500.44
3740	Land & land rights	2013	98,742.65	0.00	98,742.65
3740	Land & land rights	2013	55,973.46	0.00	55,973.46
3740	Land & land rights	2013	46,934.41	0.00	46,934.41
3740	Land & land rights	2013	832.43	0.00	832.43
3740	Land & land rights	2013	688.81	0.00	688.81

3740	Land & land rights	2013	141,327.72	0.00	141,327.72
3740	Land & land rights	2013	78,435.14	0.00	78,435.14
3740	Land & land rights	2013	65,975.22	0.00	65,975.22
3740	Land & land rights	2013	2,248.54	0.00	2,248.54
3740	Land & land rights	2013	1,154.14	0.00	1,154.14
3740	Land & land rights	2013	667.89	0.00	667.89
3740	Land & land rights	2013	615.36	0.00	615.36
3740	Land & land rights	2013	568.96	0.00	568.96
3740	Land & land rights	2013	522.83	0.00	522.83
3740	Land & land rights	2013	125,519.61	0.00	125,519.61
3740	Land & land rights	2013	68,101.08	0.00	68,101.08
3740	Land & land rights	2013	57,122.06	0.00	57,122.06
3740	Land & land rights	2013	1,758.40	0.00	1,758.40
3740	Land & land rights	2013	572.77	0.00	572.77
3740	Land & land rights	2013	519.18	0.00	519.18
3740	Land & land rights	2013	1,559.89	0.00	1,559.89
3740	Land & land rights	2013	1,276.65	0.00	1,276.65
3740	Land & land rights	2013	568.30	0.00	568.30
3740	Land & land rights	2013	1,712.73	0.00	1,712.73
3740	Land & land rights	2013	1,568.00	0.00	1,568.00
3740	Land & land rights	2013	1,279.95	0.00	1,279.95
3740	Land & land rights	2013	1,150.05	0.00	1,150.05
3740	Land & land rights	2013	781.76	0.00	781.76
3740	Land & land rights	2013	755.93	0.00	755.93
3740	Land & land rights	2013	124,127.24	0.00	124,127.24
3740	Land & land rights	2013	53,996.42	0.00	53,996.42
3740	Land & land rights	2013	43,942.57	0.00	43,942.57
3740	Land & land rights	2013	3,262.04	0.00	3,262.04
3740	Land & land rights	2013	2,149.08	0.00	2,149.08
3740	Land & land rights	2013	1,234.27	0.00	1,234.27
3740	Land & land rights	2013	1,181.90	0.00	1,181.90
3740	Land & land rights	2013	1,181.18	0.00	1,181.18
3740	Land & land rights	2013	867.42	0.00	867.42
3740	Land & land rights	2013	829.76	0.00	829.76
3740	Land & land rights	2013	504.08	0.00	504.08
3740	Land & land rights	2013	828,897.27	0.00	828,897.27
3740	Land & land rights	2013	442,798.22	0.00	442,798.22
3740	Land & land rights	2013	369,755.77	0.00	369,755.77
3740	Land & land rights	2013	6,440.78	0.00	6,440.78
3740	Land & land rights	2013	5,431.82	0.00	5,431.82
3740	Land & land rights	2013	4,633.15	0.00	4,633.15
3740	Land & land rights	2013	2,903.03	0.00	2,903.03
3740	Land & land rights	2013	2,027.29	0.00	2,027.29
3740	Land & land rights	2013	2,007.64	0.00	2,007.64
3740	Land & land rights	2013	1,935.32	0.00	1,935.32
3740	Land & land rights	2013	1,886.25	0.00	1,886.25
3740 Total			14,845,245.87	1,562.67	14,843,683.20

3750	Structures	2005	22.05	2013	22.05	0.00	
3750	Structures	2005	13.83	2013	13.83	0.00	
3750	Structures	2005	96.11	2013	96.11	0.00	
3750	Structures	2005	60.29	2013	60.29	0.00	
3750	Structures	2006	1,128.20	2013	1,128.20	0.00	
3750	Structures	2006	707.80	2013	707.80	0.00	
3750	Structures	2006	199.91	2013	199.91	0.00	
3750	Structures	2006	10.58	2013	10.58	0.00	
3750	Structures	2006	104.96	2013	104.96	0.00	
3750	Structures	2006	65.85	2013	65.85	0.00	
3750	Structures	2006	197.59	2013	197.59	0.00	
3750	Structures	2006	110.62	2013	110.62	0.00	
3750	Structures	2006	69.40	2013	69.40	0.00	
3750	Structures	2007	20.90	2013	20.90	0.00	
3750	Structures	2010	149,708.92		0.00	149,708.92	2060
3750	Structures	2010	15,795.95		0.00	15,795.95	2060
3750	Structures	2010	32,874.20		0.00	32,874.20	2060
3750	Structures	2011	623.04		0.00	623.04	2061
3750	Structures	2011	311.13		0.00	311.13	2061
3750 Total			202,121.33		2,808.09	199,313.24	13,763.54
3760	Mains	1996	1,234,278.92		0.00	1,234,278.92	2046
3760	Mains	1996	1,100,111.69		0.00	1,100,111.69	2046
3760	Mains	1996	4,087,019.05		0.00	4,087,019.05	2046
3760	Mains	1996	2,303,864.69		0.00	2,303,864.69	2046
3760	Mains	1996	2,173,446.68		0.00	2,173,446.68	2046
3760	Mains	1996	5,142,485.98		0.00	5,142,485.98	2046
3760	Mains	1996	4,241,366.12		0.00	4,241,366.12	2046
3760	Mains	1996	191,514.29		0.00	191,514.29	2046
3760	Mains	1996	170,696.59		0.00	170,696.59	2046
3760	Mains	1996	634,483.50		0.00	634,483.50	2046
3760	Mains	1996	758,891.06		0.00	758,891.06	2046
3760	Mains	1996	331,461.56		0.00	331,461.56	2046
3760	Mains	1996	773,746.78		0.00	773,746.78	2046
3760	Mains	1996	719,495.27		0.00	719,495.27	2046
3760	Mains	1997	5,281.79		0.00	5,281.79	2047
3760	Mains	1997	4,707.66		0.00	4,707.66	2047
3760	Mains	1997	15,857.46		0.00	15,857.46	2047
3760	Mains	1997	9,300.72		0.00	9,300.72	2047
3760	Mains	1997	21,339.23		0.00	21,339.23	2047
3760	Mains	1997	40,752.14		0.00	40,752.14	2047
3760	Mains	1997	26,398.29		0.00	26,398.29	2047
3760	Mains	1997	23,528.78		0.00	23,528.78	2047
3760	Mains	1997	79,255.45		0.00	79,255.45	2047
3760	Mains	1997	2,367,694.51		0.00	2,367,694.51	2047
3760	Mains	1997	46,484.86		0.00	46,484.86	2047
3760	Mains	1997	98,697.25		0.00	98,697.25	2047
3760	Mains	1997	115,201.20		0.00	115,201.20	2047

3760	Mains	1997	97,626.49	0.00	97,626.49	2047	Schedule ALP-2
3760	Mains	1997	87,014.43	0.00	87,014.43	2047	
3760	Mains	1997	335,514.82	0.00	335,514.82	2047	
3760	Mains	1997	272,714.27	0.00	272,714.27	2047	
3760	Mains	1997	171,910.93	0.00	171,910.93	2047	
3760	Mains	1997	403,067.83	0.00	403,067.83	2047	
3760	Mains	1997	356,862.70	0.00	356,862.70	2047	
3760	Mains	1997	19,937.38	0.00	19,937.38	2047	
3760	Mains	1997	17,770.16	0.00	17,770.16	2047	
3760	Mains	1997	59,857.90	0.00	59,857.90	2047	
3760	Mains	1997	119,814.93	0.00	119,814.93	2047	
3760	Mains	1997	35,107.81	0.00	35,107.81	2047	
3760	Mains	1997	80,550.01	0.00	80,550.01	2047	
3760	Mains	1997	142,990.21	0.00	142,990.21	2047	
3760	Mains	1997	115,840.19	0.00	115,840.19	2047	
3760	Mains	1997	103,248.28	0.00	103,248.28	2047	
3760	Mains	1997	373,227.36	0.00	373,227.36	2047	
3760	Mains	1997	116,616.92	0.00	116,616.92	2047	
3760	Mains	1997	203,983.53	0.00	203,983.53	2047	
3760	Mains	1997	546,585.54	0.00	546,585.54	2047	
3760	Mains	1997	396,266.02	0.00	396,266.02	2047	
3760	Mains	1997	34,122.97	0.00	34,122.97	2047	
3760	Mains	1997	30,413.78	0.00	30,413.78	2047	
3760	Mains	1997	231,052.99	0.00	231,052.99	2047	
3760	Mains	1997	824,307.89	0.00	824,307.89	2047	
3760	Mains	1997	65,551.88	0.00	65,551.88	2047	
3760	Mains	1997	137,861.95	0.00	137,861.95	2047	
3760	Mains	1997	205,232.76	0.00	205,232.76	2047	
3760	Mains	1997	49,360.91	0.00	49,360.91	2047	
3760	Mains	1997	16,848.58	0.00	16,848.58	2047	
3760	Mains	1997	56,753.61	0.00	56,753.61	2047	
3760	Mains	1997	383,682.31	0.00	383,682.31	2047	
3760	Mains	1997	33,287.07	0.00	33,287.07	2047	
3760	Mains	1997	155,413.62	0.00	155,413.62	2047	
3760	Mains	1997	65,961.28	0.00	65,961.28	2047	
3760	Mains	1997	173,288.31	0.00	173,288.31	2047	
3760	Mains	1997	115,937.35	0.00	115,937.35	2047	
3760	Mains	1997	499,442.62	0.00	499,442.62	2047	
3760	Mains	1997	2,251,743.56	0.00	2,251,743.56	2047	
3760	Mains	1997	3,065.91	0.00	3,065.91	2047	
3760	Mains	1997	271,719.57	0.00	271,719.57	2047	
3760	Mains	1997	688,324.82	0.00	688,324.82	2047	
3760	Mains	1997	841,806.86	0.00	841,806.86	2047	
3760	Mains	1998	(523.96)	0.00	(523.96)	2048	
3760	Mains	1998	(966.90)	0.00	(966.90)	2048	
3760	Mains	1998	(8,946.88)	0.00	(8,946.88)	2048	
3760	Mains	1998	36,294.10	0.00	36,294.10	2048	

3760	Mains	1998	(3,396.26)	0.00	(3,396.26)	2048	Schedule ALP-2
3760	Mains	1998	6,269.66	0.00	6,269.66	2048	
3760	Mains	1998	3,823.57	0.00	3,823.57	2048	
3760	Mains	1998	47,245.92	0.00	47,245.92	2048	
3760	Mains	1998	2,932.68	0.00	2,932.68	2048	
3760	Mains	1998	2,613.89	0.00	2,613.89	2048	
3760	Mains	1998	18,246.34	0.00	18,246.34	2048	
3760	Mains	1998	26,789.30	0.00	26,789.30	2048	
3760	Mains	1998	1,858.77	0.00	1,858.77	2048	
3760	Mains	1998	13,344.11	0.00	13,344.11	2048	
3760	Mains	1998	11,920.62	0.00	11,920.62	2048	
3760	Mains	1998	28,114.66	0.00	28,114.66	2048	
3760	Mains	1998	13,192.69	0.00	13,192.69	2048	
3760	Mains	1998	(668.97)	0.00	(668.97)	2048	
3760	Mains	1998	(1,014.90)	0.00	(1,014.90)	2048	
3760	Mains	1998	28,516.38	0.00	28,516.38	2048	
3760	Mains	1998	6,858.92	0.00	6,858.92	2048	
3760	Mains	1998	1,362.90	0.00	1,362.90	2048	
3760	Mains	1998	40,757.04	0.00	40,757.04	2048	
3760	Mains	1998	(17,785.83)	0.00	(17,785.83)	2048	
3760	Mains	1998	(11,639.69)	0.00	(11,639.69)	2048	
3760	Mains	1998	(28,024.64)	0.00	(28,024.64)	2048	
3760	Mains	1998	26,703.00	0.00	26,703.00	2048	
3760	Mains	1998	(6,740.00)	0.00	(6,740.00)	2048	
3760	Mains	1998	(11,446.12)	0.00	(11,446.12)	2048	
3760	Mains	1998	(48,930.62)	0.00	(48,930.62)	2048	
3760	Mains	1998	(23,447.59)	0.00	(23,447.59)	2048	
3760	Mains	1998	(477.31)	0.00	(477.31)	2048	
3760	Mains	1998	3,822.25	0.00	3,822.25	2048	
3760	Mains	1998	15,893.41	0.00	15,893.41	2048	
3760	Mains	1998	26,233.00	0.00	26,233.00	2048	
3760	Mains	1998	15,731.79	0.00	15,731.79	2048	
3760	Mains	1998	16,588.68	0.00	16,588.68	2048	
3760	Mains	1998	52,188.12	0.00	52,188.12	2048	
3760	Mains	1998	11,925.41	0.00	11,925.41	2048	
3760	Mains	1998	10,629.18	0.00	10,629.18	2048	
3760	Mains	1998	34,192.87	0.00	34,192.87	2048	
3760	Mains	1998	26,033.00	0.00	26,033.00	2048	
3760	Mains	1998	29,179.62	0.00	29,179.62	2048	
3760	Mains	1998	43,805.44	0.00	43,805.44	2048	
3760	Mains	1998	58,368.20	0.00	58,368.20	2048	
3760	Mains	1998	5,433.89	0.00	5,433.89	2048	
3760	Mains	1998	4,843.29	0.00	4,843.29	2048	
3760	Mains	1998	14,438.18	0.00	14,438.18	2048	
3760	Mains	1998	25,935.05	0.00	25,935.05	2048	
3760	Mains	1998	3,081.11	0.00	3,081.11	2048	
3760	Mains	1998	17,748.62	0.00	17,748.62	2048	

3760	Mains	1998	13,769.81	0.00	13,769.81	2048	Schedule ALP-2
3760	Mains	1998	39,099.85	0.00	39,099.85	2048	
3760	Mains	1998	4,610.35	0.00	4,610.35	2048	
3760	Mains	1998	4,109.23	0.00	4,109.23	2048	
3760	Mains	1998	21,691.92	0.00	21,691.92	2048	
3760	Mains	1998	26,562.64	0.00	26,562.64	2048	
3760	Mains	1998	16,298.34	0.00	16,298.34	2048	
3760	Mains	1998	22,242.17	0.00	22,242.17	2048	
3760	Mains	1998	27,472.49	0.00	27,472.49	2048	
3760	Mains	1998	13,315.19	0.00	13,315.19	2048	
3760	Mains	1998	11,867.95	0.00	11,867.95	2048	
3760	Mains	1998	41,278.57	0.00	41,278.57	2048	
3760	Mains	1998	27,653.82	0.00	27,653.82	2048	
3760	Mains	1998	31,626.90	0.00	31,626.90	2048	
3760	Mains	1998	53,795.83	0.00	53,795.83	2048	
3760	Mains	1998	73,405.54	0.00	73,405.54	2048	
3760	Mains	1998	3,059.54	0.00	3,059.54	2048	
3760	Mains	1998	2,968.06	0.00	2,968.06	2048	
3760	Mains	1998	13,261.87	0.00	13,261.87	2048	
3760	Mains	1998	25,833.00	0.00	25,833.00	2048	
3760	Mains	1998	3,069.00	0.00	3,069.00	2048	
3760	Mains	1998	14,043.90	0.00	14,043.90	2048	
3760	Mains	1998	13,453.95	0.00	13,453.95	2048	
3760	Mains	1998	45,549.43	0.00	45,549.43	2048	
3760	Mains	1998	20,854.13	0.00	20,854.13	2048	
3760	Mains	1998	13,910.55	0.00	13,910.55	2048	
3760	Mains	1998	45,216.53	0.00	45,216.53	2048	
3760	Mains	1998	27,090.49	0.00	27,090.49	2048	
3760	Mains	1998	39,054.08	0.00	39,054.08	2048	
3760	Mains	1998	79,179.71	0.00	79,179.71	2048	
3760	Mains	1998	91,826.91	0.00	91,826.91	2048	
3760	Mains	1998	4,954.35	0.00	4,954.35	2048	
3760	Mains	1998	4,415.87	0.00	4,415.87	2048	
3760	Mains	1998	19,615.25	0.00	19,615.25	2048	
3760	Mains	1998	33,794.33	0.00	33,794.33	2048	
3760	Mains	1998	16,904.08	0.00	16,904.08	2048	
3760	Mains	1998	20,016.43	0.00	20,016.43	2048	
3760	Mains	1998	33,080.24	0.00	33,080.24	2048	
3760	Mains	1999	2,044.26	0.00	2,044.26	2049	
3760	Mains	1999	1,822.05	0.00	1,822.05	2049	
3760	Mains	1999	74,833.22	0.00	74,833.22	2049	
3760	Mains	1999	3,599.75	0.00	3,599.75	2049	
3760	Mains	1999	8,259.13	0.00	8,259.13	2049	
3760	Mains	1999	6,993.01	0.00	6,993.01	2049	
3760	Mains	1999	845.82	0.00	845.82	2049	
3760	Mains	1999	753.88	0.00	753.88	2049	
3760	Mains	1999	2,539.40	0.00	2,539.40	2049	

3760	Mains	1999	71,710.00	0.00	71,710.00	2049	Schedule ALP-2
3760	Mains	1999	1,489.41	0.00	1,489.41	2049	
3760	Mains	1999	3,417.24	0.00	3,417.24	2049	
3760	Mains	1999	2,893.37	0.00	2,893.37	2049	
3760	Mains	1999	8,118.54	0.00	8,118.54	2049	
3760	Mains	1999	7,236.05	0.00	7,236.05	2049	
3760	Mains	1999	90,418.26	0.00	90,418.26	2049	
3760	Mains	1999	14,295.98	0.00	14,295.98	2049	
3760	Mains	1999	32,800.14	0.00	32,800.14	2049	
3760	Mains	1999	27,771.90	0.00	27,771.90	2049	
3760	Mains	1999	3,720.88	0.00	3,720.88	2049	
3760	Mains	1999	3,316.42	0.00	3,316.42	2049	
3760	Mains	1999	11,171.20	0.00	11,171.20	2049	
3760	Mains	1999	6,552.13	0.00	6,552.13	2049	
3760	Mains	1999	15,032.94	0.00	15,032.94	2049	
3760	Mains	1999	68,710.41	0.00	68,710.41	2049	
3760	Mains	1999	15,849.72	0.00	15,849.72	2049	
3760	Mains	1999	14,126.85	0.00	14,126.85	2049	
3760	Mains	1999	47,585.56	0.00	47,585.56	2049	
3760	Mains	1999	58,128.00	0.00	58,128.00	2049	
3760	Mains	1999	27,909.85	0.00	27,909.85	2049	
3760	Mains	1999	64,035.29	0.00	64,035.29	2049	
3760	Mains	1999	54,218.72	0.00	54,218.72	2049	
3760	Mains	1999	14,144.92	0.00	14,144.92	2049	
3760	Mains	1999	12,607.37	0.00	12,607.37	2049	
3760	Mains	1999	42,467.25	0.00	42,467.25	2049	
3760	Mains	1999	24,907.86	0.00	24,907.86	2049	
3760	Mains	1999	57,147.64	0.00	57,147.64	2049	
3760	Mains	1999	78,945.95	0.00	78,945.95	2049	
3760	Mains	1999	4,078.24	0.00	4,078.24	2049	
3760	Mains	1999	3,634.92	0.00	3,634.92	2049	
3760	Mains	1999	12,244.05	0.00	12,244.05	2049	
3760	Mains	1999	7,181.37	0.00	7,181.37	2049	
3760	Mains	1999	16,476.66	0.00	16,476.66	2049	
3760	Mains	1999	13,950.78	0.00	13,950.78	2049	
3760	Mains	1999	532.15	0.00	532.15	2049	
3760	Mains	1999	474.31	0.00	474.31	2049	
3760	Mains	1999	1,597.67	0.00	1,597.67	2049	
3760	Mains	1999	53,176.00	0.00	53,176.00	2049	
3760	Mains	1999	937.06	0.00	937.06	2049	
3760	Mains	1999	2,149.96	0.00	2,149.96	2049	
3760	Mains	1999	1,820.38	0.00	1,820.38	2049	
3760	Mains	1999	991.25	0.00	991.25	2049	
3760	Mains	1999	883.51	0.00	883.51	2049	
3760	Mains	1999	2,976.03	0.00	2,976.03	2049	
3760	Mains	1999	95,395.00	0.00	95,395.00	2049	
3760	Mains	1999	1,745.50	0.00	1,745.50	2049	

3760	Mains	1999	4,004.82	0.00	4,004.82	2049	Schedule ALP-2
3760	Mains	1999	3,390.88	0.00	3,390.88	2049	
3760	Mains	1999	4,379.02	0.00	4,379.02	2049	
3760	Mains	1999	3,903.02	0.00	3,903.02	2049	
3760	Mains	1999	13,147.15	0.00	13,147.15	2049	
3760	Mains	1999	7,711.06	0.00	7,711.06	2049	
3760	Mains	1999	17,691.94	0.00	17,691.94	2049	
3760	Mains	1999	14,979.79	0.00	14,979.79	2049	
3760	Mains	1999	(629.04)	0.00	(629.04)	2049	
3760	Mains	1999	(560.64)	0.00	(560.64)	2049	
3760	Mains	1999	(1,888.53)	0.00	(1,888.53)	2049	
3760	Mains	1999	49,079.00	0.00	49,079.00	2049	
3760	Mains	1999	(1,107.66)	0.00	(1,107.66)	2049	
3760	Mains	1999	(2,541.37)	0.00	(2,541.37)	2049	
3760	Mains	1999	(2,151.78)	0.00	(2,151.78)	2049	
3760	Mains	1999	(27,863.86)	0.00	(27,863.86)	2049	
3760	Mains	1999	(24,835.04)	0.00	(24,835.04)	2049	
3760	Mains	1999	(83,655.53)	0.00	(83,655.53)	2049	
3760	Mains	1999	(49,065.59)	0.00	(49,065.59)	2049	
3760	Mains	1999	(112,574.21)	0.00	(112,574.21)	2049	
3760	Mains	1999	(95,316.65)	0.00	(95,316.65)	2049	
3760	Mains	2000	1,770.61	0.00	1,770.61	2050	
3760	Mains	2000	1,578.15	0.00	1,578.15	2050	
3760	Mains	2000	5,315.91	0.00	5,315.91	2050	
3760	Mains	2000	69,376.00	0.00	69,376.00	2050	
3760	Mains	2000	3,117.88	0.00	3,117.88	2050	
3760	Mains	2000	7,153.55	0.00	7,153.55	2050	
3760	Mains	2000	6,056.91	0.00	6,056.91	2050	
3760	Mains	2000	0.48	0.00	0.48	2050	
3760	Mains	2000	0.42	0.00	0.42	2050	
3760	Mains	2000	1.42	0.00	1.42	2050	
3760	Mains	2000	0.84	0.00	0.84	2050	
3760	Mains	2000	39,569.92	0.00	39,569.92	2050	
3760	Mains	2000	1.62	0.00	1.62	2050	
3760	Mains	2000	1,076.20	0.00	1,076.20	2050	
3760	Mains	2000	959.21	0.00	959.21	2050	
3760	Mains	2000	3,231.07	0.00	3,231.07	2050	
3760	Mains	2000	44,461.00	0.00	44,461.00	2050	
3760	Mains	2000	1,895.09	0.00	1,895.09	2050	
3760	Mains	2000	4,348.01	0.00	4,348.01	2050	
3760	Mains	2000	3,681.48	0.00	3,681.48	2050	
3760	Mains	2000	417.83	0.00	417.83	2050	
3760	Mains	2000	372.41	0.00	372.41	2050	
3760	Mains	2000	1,254.46	0.00	1,254.46	2050	
3760	Mains	2000	49,294.55	0.00	49,294.55	2050	
3760	Mains	2000	735.77	0.00	735.77	2050	
3760	Mains	2000	1,688.11	0.00	1,688.11	2050	

3760	Mains	2000	1,433.68	0.00	1,433.68	2050	Schedule ALP-2
3760	Mains	2000	4,382.02	0.00	4,382.02	2050	
3760	Mains	2000	3,905.70	0.00	3,905.70	2050	
3760	Mains	2000	13,156.13	0.00	13,156.13	2050	
3760	Mains	2000	7,716.34	0.00	7,716.34	2050	
3760	Mains	2000	17,704.05	0.00	17,704.05	2050	
3760	Mains	2000	14,990.03	0.00	14,990.03	2050	
3760	Mains	2000	0.96	0.00	0.96	2050	
3760	Mains	2000	0.86	0.00	0.86	2050	
3760	Mains	2000	2.88	0.00	2.88	2050	
3760	Mains	2000	44,959.04	0.00	44,959.04	2050	
3760	Mains	2000	1.70	0.00	1.70	2050	
3760	Mains	2000	3.88	0.00	3.88	2050	
3760	Mains	2000	3.30	0.00	3.30	2050	
3760	Mains	2000	2,743.21	0.00	2,743.21	2050	
3760	Mains	2000	2,445.02	0.00	2,445.02	2050	
3760	Mains	2000	8,235.92	0.00	8,235.92	2050	
3760	Mains	2000	8,423.68	0.00	8,423.68	2050	
3760	Mains	2000	11,082.98	0.00	11,082.98	2050	
3760	Mains	2000	9,383.97	0.00	9,383.97	2050	
3760	Mains	2000	469.63	0.00	469.63	2050	
3760	Mains	2000	418.57	0.00	418.57	2050	
3760	Mains	2000	1,409.97	0.00	1,409.97	2050	
3760	Mains	2000	826.96	0.00	826.96	2050	
3760	Mains	2000	39,420.42	0.00	39,420.42	2050	
3760	Mains	2000	1,606.51	0.00	1,606.51	2050	
3760	Mains	2000	1.04	0.00	1.04	2050	
3760	Mains	2000	0.94	0.00	0.94	2050	
3760	Mains	2000	3.14	0.00	3.14	2050	
3760	Mains	2000	1.84	0.00	1.84	2050	
3760	Mains	2000	46,978.09	0.00	46,978.09	2050	
3760	Mains	2000	3,794.87	0.00	3,794.87	2050	
3760	Mains	2000	38,059.98	0.00	38,059.98	2050	
3760	Mains	2000	1,845.56	0.00	1,845.56	2050	
3760	Mains	2000	6,216.67	0.00	6,216.67	2050	
3760	Mains	2000	7,062.63	0.00	7,062.63	2050	
3760	Mains	2000	8,365.69	0.00	8,365.69	2050	
3760	Mains	2000	7,083.24	0.00	7,083.24	2050	
3760	Mains	2000	251.19	0.00	251.19	2050	
3760	Mains	2000	223.88	0.00	223.88	2050	
3760	Mains	2000	49,174.25	0.00	49,174.25	2050	
3760	Mains	2000	442.31	0.00	442.31	2050	
3760	Mains	2000	1,014.83	0.00	1,014.83	2050	
3760	Mains	2000	859.27	0.00	859.27	2050	
3760	Mains	2000	(28,069.28)	0.00	(28,069.28)	2050	
3760	Mains	2000	(25,018.13)	0.00	(25,018.13)	2050	
3760	Mains	2000	(84,272.25)	0.00	(84,272.25)	2050	

Account	Description	Year	Amount	Rate	Amount	Year	Section
3760	Mains	2000	(49,427.32)	0.00	(49,427.32)	2050	Schedule ALP-2
3760	Mains	2000	(113,404.11)	0.00	(113,404.11)	2050	
3760	Mains	2000	(38,032.89)	0.00	(38,032.89)	2050	
3760	Mains	2001	(50.10)	0.00	(50.10)	2051	
3760	Mains	2001	(44.66)	0.00	(44.66)	2051	
3760	Mains	2001	(150.44)	0.00	(150.44)	2051	
3760	Mains	2001	(88.24)	0.00	(88.24)	2051	
3760	Mains	2001	(202.46)	0.00	(202.46)	2051	
3760	Mains	2001	13,272.02	0.00	13,272.02	2051	
3760	Mains	2001	0.88	0.00	0.88	2051	
3760	Mains	2001	0.78	0.00	0.78	2051	
3760	Mains	2001	2.62	0.00	2.62	2051	
3760	Mains	2001	16,186.51	0.00	16,186.51	2051	
3760	Mains	2001	3.54	0.00	3.54	2051	
3760	Mains	2001	3.00	0.00	3.00	2051	
3760	Mains	2001	856.08	0.00	856.08	2051	
3760	Mains	2001	763.02	0.00	763.02	2051	
3760	Mains	2001	2,570.20	0.00	2,570.20	2051	
3760	Mains	2001	1,507.47	0.00	1,507.47	2051	
3760	Mains	2001	3,458.68	0.00	3,458.68	2051	
3760	Mains	2001	2,928.47	0.00	2,928.47	2051	
3760	Mains	2001	1,128.21	0.00	1,128.21	2051	
3760	Mains	2001	1,005.57	0.00	1,005.57	2051	
3760	Mains	2001	3,387.21	0.00	3,387.21	2051	
3760	Mains	2001	1,986.67	0.00	1,986.67	2051	
3760	Mains	2001	4,558.13	0.00	4,558.13	2051	
3760	Mains	2001	3,859.37	0.00	3,859.37	2051	
3760	Mains	2001	847.22	0.00	847.22	2051	
3760	Mains	2001	755.13	0.00	755.13	2051	
3760	Mains	2001	2,543.62	0.00	2,543.62	2051	
3760	Mains	2001	1,491.88	0.00	1,491.88	2051	
3760	Mains	2001	3,422.91	0.00	3,422.91	2051	
3760	Mains	2001	2,898.18	0.00	2,898.18	2051	
3760	Mains	2001	10,363.35	0.00	10,363.35	2051	
3760	Mains	2001	12,224.56	0.00	12,224.56	2051	
3760	Mains	2001	12,713.27	0.00	12,713.27	2051	
3760	Mains	2001	691.65	0.00	691.65	2051	
3760	Mains	2001	616.47	0.00	616.47	2051	
3760	Mains	2001	2,076.54	0.00	2,076.54	2051	
3760	Mains	2001	1,217.93	0.00	1,217.93	2051	
3760	Mains	2001	2,794.37	0.00	2,794.37	2051	
3760	Mains	2001	2,365.99	0.00	2,365.99	2051	
3760	Mains	2001	639.96	0.00	639.96	2051	
3760	Mains	2001	570.40	0.00	570.40	2051	
3760	Mains	2001	1,921.35	0.00	1,921.35	2051	
3760	Mains	2001	1,126.92	0.00	1,126.92	2051	
3760	Mains	2001	15,136.84	0.00	15,136.84	2051	

3760	Mains	2001	2,189.17	0.00	2,189.17	2051	Schedule ALP-2
3760	Mains	2001	223.14	0.00	223.14	2051	
3760	Mains	2001	198.89	0.00	198.89	2051	
3760	Mains	2001	669.95	0.00	669.95	2051	
3760	Mains	2001	392.94	0.00	392.94	2051	
3760	Mains	2001	3,994.98	0.00	3,994.98	2051	
3760	Mains	2001	16,358.62	0.00	16,358.62	2051	
3760	Mains	2001	400.36	0.00	400.36	2051	
3760	Mains	2001	356.83	0.00	356.83	2051	
3760	Mains	2001	1,201.98	0.00	1,201.98	2051	
3760	Mains	2001	4,898.58	0.00	4,898.58	2051	
3760	Mains	2001	704.99	0.00	704.99	2051	
3760	Mains	2001	1,617.50	0.00	1,617.50	2051	
3760	Mains	2001	1,369.54	0.00	1,369.54	2051	
3760	Mains	2002	51,184.40	0.00	51,184.40	2052	
3760	Mains	2002	32,162.36	0.00	32,162.36	2052	
3760	Mains	2002	28,227.59	0.00	28,227.59	2052	
3760	Mains	2002	16,556.02	0.00	16,556.02	2052	
3760	Mains	2002	9,402.00	0.00	9,402.00	2052	
3760	Mains	2002	8,380.00	0.00	8,380.00	2052	
3760	Mains	2002	6,465.05	0.00	6,465.05	2052	
3760	Mains	2002	3,476.91	0.00	3,476.91	2052	
3760	Mains	2002	2,943.91	0.00	2,943.91	2052	
3760	Mains	2002	2,583.75	0.00	2,583.75	2052	
3760	Mains	2002	1,515.42	0.00	1,515.42	2052	
3760	Mains	2002	860.59	0.00	860.59	2052	
3760	Mains	2002	767.04	0.00	767.04	2052	
3760	Mains	2002	5,677.26	0.00	5,677.26	2052	
3760	Mains	2002	2,954.21	0.00	2,954.21	2052	
3760	Mains	2002	2,195.32	0.00	2,195.32	2052	
3760	Mains	2002	1,287.60	0.00	1,287.60	2052	
3760	Mains	2002	731.21	0.00	731.21	2052	
3760	Mains	2002	651.73	0.00	651.73	2052	
3760	Mains	2002	14,791.70	0.00	14,791.70	2052	
3760	Mains	2002	6,788.23	0.00	6,788.23	2052	
3760	Mains	2002	3,130.69	0.00	3,130.69	2052	
3760	Mains	2002	7,911.57	0.00	7,911.57	2052	
3760	Mains	2002	3,130.69	0.00	3,130.69	2052	
3760	Mains	2002	4,421.50	0.00	4,421.50	2052	
3760	Mains	2002	2,961.58	0.00	2,961.58	2052	
3760	Mains	2002	2,507.57	0.00	2,507.57	2052	
3760	Mains	2002	2,200.79	0.00	2,200.79	2052	
3760	Mains	2002	733.04	0.00	733.04	2052	
3760	Mains	2002	653.36	0.00	653.36	2052	
3760	Mains	2002	9,246.51	0.00	9,246.51	2052	
3760	Mains	2002	1,002.57	0.00	1,002.57	2052	
3760	Mains	2002	848.87	0.00	848.87	2052	

3760	Mains	2002	745.02	0.00	745.02	2052	Schedule ALP-2
3760	Mains	2002	436.97	0.00	436.97	2052	
3760	Mains	2002	221.18	0.00	221.18	2052	
3760	Mains	2002	6,296.55	0.00	6,296.55	2052	
3760	Mains	2002	4,117.47	0.00	4,117.47	2052	
3760	Mains	2002	698.13	0.00	698.13	2052	
3760	Mains	2002	304.28	0.00	304.28	2052	
3760	Mains	2002	172.80	0.00	172.80	2052	
3760	Mains	2002	154.01	0.00	154.01	2052	
3760	Mains	2002	3,173.26	0.00	3,173.26	2052	
3760	Mains	2002	2,686.79	0.00	2,686.79	2052	
3760	Mains	2002	2,358.09	0.00	2,358.09	2052	
3760	Mains	2002	1,383.07	0.00	1,383.07	2052	
3760	Mains	2002	785.43	0.00	785.43	2052	
3760	Mains	2002	700.06	0.00	700.06	2052	
3760	Mains	2002	4,894.03	0.00	4,894.03	2052	
3760	Mains	2002	1,005.73	0.00	1,005.73	2052	
3760	Mains	2002	851.55	0.00	851.55	2052	
3760	Mains	2002	747.37	0.00	747.37	2052	
3760	Mains	2002	438.35	0.00	438.35	2052	
3760	Mains	2002	248.93	0.00	248.93	2052	
3760	Mains	2002	221.87	0.00	221.87	2052	
3760	Mains	2003	5,794.70	0.00	5,794.70	2053	
3760	Mains	2003	2,947.19	0.00	2,947.19	2053	
3760	Mains	2003	2,190.10	0.00	2,190.10	2053	
3760	Mains	2003	1,284.54	0.00	1,284.54	2053	
3760	Mains	2003	729.48	0.00	729.48	2053	
3760	Mains	2003	650.18	0.00	650.18	2053	
3760	Mains	2003	6,177.38	0.00	6,177.38	2053	
3760	Mains	2003	8,583.92	0.00	8,583.92	2053	
3760	Mains	2003	2,344.75	0.00	2,344.75	2053	
3760	Mains	2003	1,742.42	0.00	1,742.42	2053	
3760	Mains	2003	1,021.96	0.00	1,021.96	2053	
3760	Mains	2003	580.36	0.00	580.36	2053	
3760	Mains	2003	517.28	0.00	517.28	2053	
3760	Mains	2003	7,273.87	0.00	7,273.87	2053	
3760	Mains	2003	847.38	0.00	847.38	2053	
3760	Mains	2003	743.71	0.00	743.71	2053	
3760	Mains	2003	436.20	0.00	436.20	2053	
3760	Mains	2003	247.71	0.00	247.71	2053	
3760	Mains	2003	220.79	0.00	220.79	2053	
3760	Mains	2003	2,458.03	0.00	2,458.03	2053	
3760	Mains	2003	2,081.21	0.00	2,081.21	2053	
3760	Mains	2003	1,826.60	0.00	1,826.60	2053	
3760	Mains	2003	1,071.33	0.00	1,071.33	2053	
3760	Mains	2003	608.40	0.00	608.40	2053	
3760	Mains	2003	542.26	0.00	542.26	2053	

3760	Mains	2003	11,475.99	0.00	11,475.99	2053	Schedule ALP-2
3760	Mains	2003	825.99	0.00	825.99	2053	
3760	Mains	2003	724.94	0.00	724.94	2053	
3760	Mains	2003	425.19	0.00	425.19	2053	
3760	Mains	2003	241.46	0.00	241.46	2053	
3760	Mains	2003	215.22	0.00	215.22	2053	
3760	Mains	2003	4,011.67	0.00	4,011.67	2053	
3760	Mains	2003	1,392.56	0.00	1,392.56	2053	
3760	Mains	2003	1,179.08	0.00	1,179.08	2053	
3760	Mains	2003	1,034.83	0.00	1,034.83	2053	
3760	Mains	2003	344.68	0.00	344.68	2053	
3760	Mains	2003	307.21	0.00	307.21	2053	
3760	Mains	2003	5,467.89	0.00	5,467.89	2053	
3760	Mains	2003	4,747.16	0.00	4,747.16	2053	
3760	Mains	2003	4,019.43	0.00	4,019.43	2053	
3760	Mains	2003	3,527.69	0.00	3,527.69	2053	
3760	Mains	2003	1,175.00	0.00	1,175.00	2053	
3760	Mains	2003	1,047.27	0.00	1,047.27	2053	
3760	Mains	2003	18,265.70	0.00	18,265.70	2053	
3760	Mains	2003	7,520.79	0.00	7,520.79	2053	
3760	Mains	2003	4,978.80	0.00	4,978.80	2053	
3760	Mains	2003	3,699.82	0.00	3,699.82	2053	
3760	Mains	2003	2,170.02	0.00	2,170.02	2053	
3760	Mains	2003	1,232.33	0.00	1,232.33	2053	
3760	Mains	2003	1,098.38	0.00	1,098.38	2053	
3760	Mains	2003	4,814.55	0.00	4,814.55	2053	
3760	Mains	2003	1,782.57	0.00	1,782.57	2053	
3760	Mains	2003	1,324.66	0.00	1,324.66	2053	
3760	Mains	2003	776.94	0.00	776.94	2053	
3760	Mains	2003	441.21	0.00	441.21	2053	
3760	Mains	2003	393.25	0.00	393.25	2053	
3760	Mains	2003	5,754.01	0.00	5,754.01	2053	
3760	Mains	2003	2,872.75	0.00	2,872.75	2053	
3760	Mains	2003	2,134.78	0.00	2,134.78	2053	
3760	Mains	2003	1,252.09	0.00	1,252.09	2053	
3760	Mains	2003	711.05	0.00	711.05	2053	
3760	Mains	2003	633.76	0.00	633.76	2053	
3760	Mains	2004	1,690.73	0.00	1,690.73	2054	
3760	Mains	2004	1,431.55	0.00	1,431.55	2054	
3760	Mains	2004	1,256.40	0.00	1,256.40	2054	
3760	Mains	2004	736.91	0.00	736.91	2054	
3760	Mains	2004	418.48	0.00	418.48	2054	
3760	Mains	2004	372.99	0.00	372.99	2054	
3760	Mains	2004	2,677.87	0.00	2,677.87	2054	
3760	Mains	2004	2,267.35	0.00	2,267.35	2054	
3760	Mains	2004	1,989.96	0.00	1,989.96	2054	
3760	Mains	2004	1,167.15	0.00	1,167.15	2054	

3760	Mains	2004	662.81	0.00	662.81	2054	Schedule ALP-2
3760	Mains	2004	590.76	0.00	590.76	2054	
3760	Mains	2004	11,865.67	0.00	11,865.67	2054	
3760	Mains	2004	10,046.68	0.00	10,046.68	2054	
3760	Mains	2004	8,817.55	0.00	8,817.55	2054	
3760	Mains	2004	5,171.67	0.00	5,171.67	2054	
3760	Mains	2004	2,936.94	0.00	2,936.94	2054	
3760	Mains	2004	2,617.69	0.00	2,617.69	2054	
3760	Mains	2004	2,272.91	0.00	2,272.91	2054	
3760	Mains	2004	1,924.48	0.00	1,924.48	2054	
3760	Mains	2004	1,689.03	0.00	1,689.03	2054	
3760	Mains	2004	990.65	0.00	990.65	2054	
3760	Mains	2004	562.58	0.00	562.58	2054	
3760	Mains	2004	501.43	0.00	501.43	2054	
3760	Mains	2004	3,860.85	0.00	3,860.85	2054	
3760	Mains	2004	3,295.87	0.00	3,295.87	2054	
3760	Mains	2004	2,790.61	0.00	2,790.61	2054	
3760	Mains	2004	1,436.51	0.00	1,436.51	2054	
3760	Mains	2004	815.78	0.00	815.78	2054	
3760	Mains	2004	727.10	0.00	727.10	2054	
3760	Mains	2004	4,801.40	0.00	4,801.40	2054	
3760	Mains	2004	1,408.22	0.00	1,408.22	2054	
3760	Mains	2004	6,566.31	0.00	6,566.31	2054	
3760	Mains	2004	404.17	0.00	404.17	2054	
3760	Mains	2004	300.34	0.00	300.34	2054	
3760	Mains	2004	176.16	0.00	176.16	2054	
3760	Mains	2004	100.03	0.00	100.03	2054	
3760	Mains	2004	89.17	0.00	89.17	2054	
3760	Mains	2004	2,377.43	0.00	2,377.43	2054	
3760	Mains	2004	2,012.97	0.00	2,012.97	2054	
3760	Mains	2004	1,766.70	0.00	1,766.70	2054	
3760	Mains	2004	1,036.20	0.00	1,036.20	2054	
3760	Mains	2004	588.45	0.00	588.45	2054	
3760	Mains	2004	524.49	0.00	524.49	2054	
3760	Mains	2004	7,456.83	0.00	7,456.83	2054	
3760	Mains	2004	1,220.46	0.00	1,220.46	2054	
3760	Mains	2004	6,636.98	0.00	6,636.98	2054	
3760	Mains	2004	1,220.45	0.00	1,220.45	2054	
3760	Mains	2004	30,251.46	0.00	30,251.46	2054	
3760	Mains	2004	13,727.07	0.00	13,727.07	2054	
3760	Mains	2004	1,220.48	0.00	1,220.48	2054	
3760	Mains	2004	7,729.88	0.00	7,729.88	2054	
3760	Mains	2004	3,538.55	0.00	3,538.55	2054	
3760	Mains	2004	2,996.09	0.00	2,996.09	2054	
3760	Mains	2004	2,629.55	0.00	2,629.55	2054	
3760	Mains	2004	1,542.28	0.00	1,542.28	2054	
3760	Mains	2004	875.84	0.00	875.84	2054	

3760	Mains	2004	780.64	0.00	780.64	2054	Schedule ALP-2
3760	Mains	2005	2,368.54	0.00	2,368.54	2055	
3760	Mains	2005	2,005.44	0.00	2,005.44	2055	
3760	Mains	2005	1,760.09	0.00	1,760.09	2055	
3760	Mains	2005	1,032.33	0.00	1,032.33	2055	
3760	Mains	2005	586.25	0.00	586.25	2055	
3760	Mains	2005	522.53	0.00	522.53	2055	
3760	Mains	2005	1,237,712.41	0.00	1,237,712.41	2055	
3760	Mains	2005	776,499.09	0.00	776,499.09	2055	
3760	Mains	2005	41,106.36	0.00	41,106.36	2055	
3760	Mains	2005	3,756.72	0.00	3,756.72	2055	
3760	Mains	2005	346.90	0.00	346.90	2055	
3760	Mains	2005	293.72	0.00	293.72	2055	
3760	Mains	2005	257.79	0.00	257.79	2055	
3760	Mains	2005	85.86	0.00	85.86	2055	
3760	Mains	2005	76.53	0.00	76.53	2055	
3760	Mains	2005	6,228.49	0.00	6,228.49	2055	
3760	Mains	2005	346.89	0.00	346.89	2055	
3760	Mains	2005	257.78	0.00	257.78	2055	
3760	Mains	2005	151.19	0.00	151.19	2055	
3760	Mains	2005	85.86	0.00	85.86	2055	
3760	Mains	2005	76.53	0.00	76.53	2055	
3760	Mains	2005	6,808.76	0.00	6,808.76	2055	
3760	Mains	2005	4,271.59	0.00	4,271.59	2055	
3760	Mains	2005	226.13	0.00	226.13	2055	
3760	Mains	2005	1,548.96	0.00	1,548.96	2055	
3760	Mains	2005	1,311.51	0.00	1,311.51	2055	
3760	Mains	2005	1,151.06	0.00	1,151.06	2055	
3760	Mains	2005	675.12	0.00	675.12	2055	
3760	Mains	2005	383.39	0.00	383.39	2055	
3760	Mains	2005	341.71	0.00	341.71	2055	
3760	Mains	2005	6,837.07	0.00	6,837.07	2055	
3760	Mains	2005	4,289.35	0.00	4,289.35	2055	
3760	Mains	2005	227.07	0.00	227.07	2055	
3760	Mains	2005	2,740.39	0.00	2,740.39	2055	
3760	Mains	2005	2,320.29	0.00	2,320.29	2055	
3760	Mains	2005	2,036.43	0.00	2,036.43	2055	
3760	Mains	2005	1,194.40	0.00	1,194.40	2055	
3760	Mains	2005	678.29	0.00	678.29	2055	
3760	Mains	2005	604.55	0.00	604.55	2055	
3760	Mains	2005	5,722.25	0.00	5,722.25	2055	
3760	Mains	2005	3,589.95	0.00	3,589.95	2055	
3760	Mains	2005	190.04	0.00	190.04	2055	
3760	Mains	2005	9,111.19	0.00	9,111.19	2055	
3760	Mains	2005	347.64	0.00	347.64	2055	
3760	Mains	2005	258.34	0.00	258.34	2055	
3760	Mains	2005	151.52	0.00	151.52	2055	

3760	Mains	2005	86.05	0.00	86.05	2055	Schedule ALP-2
3760	Mains	2005	76.69	0.00	76.69	2055	
3760	Mains	2005	3,426.69	0.00	3,426.69	2055	
3760	Mains	2005	2,149.79	0.00	2,149.79	2055	
3760	Mains	2005	113.81	0.00	113.81	2055	
3760	Mains	2005	26,188.34	0.00	26,188.34	2055	
3760	Mains	2005	351.49	0.00	351.49	2055	
3760	Mains	2005	297.60	0.00	297.60	2055	
3760	Mains	2005	261.19	0.00	261.19	2055	
3760	Mains	2005	87.00	0.00	87.00	2055	
3760	Mains	2005	77.54	0.00	77.54	2055	
3760	Mains	2005	56,427.48	0.00	56,427.48	2055	
3760	Mains	2005	35,400.70	0.00	35,400.70	2055	
3760	Mains	2005	1,874.04	0.00	1,874.04	2055	
3760	Mains	2005	11,788.72	0.00	11,788.72	2055	
3760	Mains	2005	225.64	0.00	225.64	2055	
3760	Mains	2005	167.68	0.00	167.68	2055	
3760	Mains	2005	98.35	0.00	98.35	2055	
3760	Mains	2005	55.85	0.00	55.85	2055	
3760	Mains	2005	49.78	0.00	49.78	2055	
3760	Mains	2005	38,359.18	0.00	38,359.18	2055	
3760	Mains	2005	24,065.26	0.00	24,065.26	2055	
3760	Mains	2005	1,273.97	0.00	1,273.97	2055	
3760	Mains	2005	9,138.51	0.00	9,138.51	2055	
3760	Mains	2005	225.64	0.00	225.64	2055	
3760	Mains	2005	167.68	0.00	167.68	2055	
3760	Mains	2005	98.35	0.00	98.35	2055	
3760	Mains	2005	55.85	0.00	55.85	2055	
3760	Mains	2005	49.78	0.00	49.78	2055	
3760	Mains	2005	3,243.33	0.00	3,243.33	2055	
3760	Mains	2005	2,034.76	0.00	2,034.76	2055	
3760	Mains	2005	107.72	0.00	107.72	2055	
3760	Mains	2005	3,154.49	0.00	3,154.49	2055	
3760	Mains	2005	2,670.91	0.00	2,670.91	2055	
3760	Mains	2005	2,344.15	0.00	2,344.15	2055	
3760	Mains	2005	1,374.89	0.00	1,374.89	2055	
3760	Mains	2005	780.79	0.00	780.79	2055	
3760	Mains	2005	695.91	0.00	695.91	2055	
3760	Mains	2005	2,589.05	0.00	2,589.05	2055	
3760	Mains	2005	1,624.28	0.00	1,624.28	2055	
3760	Mains	2005	85.99	0.00	85.99	2055	
3760	Mains	2005	35,091.36	0.00	35,091.36	2055	
3760	Mains	2005	239.34	0.00	239.34	2055	
3760	Mains	2005	202.65	0.00	202.65	2055	
3760	Mains	2005	104.32	0.00	104.32	2055	
3760	Mains	2005	59.24	0.00	59.24	2055	
3760	Mains	2005	52.80	0.00	52.80	2055	

3760	Mains	2005	2,492.61	0.00	2,492.61	2055	Schedule ALP-2
3760	Mains	2005	1,563.78	0.00	1,563.78	2055	
3760	Mains	2005	82.78	0.00	82.78	2055	
3760	Mains	2005	5,291.31	0.00	5,291.31	2055	
3760	Mains	2005	4,962.52	0.00	4,962.52	2055	
3760	Mains	2005	3,687.72	0.00	3,687.72	2055	
3760	Mains	2005	2,162.92	0.00	2,162.92	2055	
3760	Mains	2005	1,228.30	0.00	1,228.30	2055	
3760	Mains	2005	1,094.78	0.00	1,094.78	2055	
3760	Mains	2005	1,330.57	0.00	1,330.57	2055	
3760	Mains	2005	834.76	0.00	834.76	2055	
3760	Mains	2005	44.19	0.00	44.19	2055	
3760	Mains	2006	17,897.97	0.00	17,897.97	2056	
3760	Mains	2006	16,047.15	0.00	16,047.15	2056	
3760	Mains	2006	13,300.25	0.00	13,300.25	2056	
3760	Mains	2006	7,800.85	0.00	7,800.85	2056	
3760	Mains	2006	4,430.03	0.00	4,430.03	2056	
3760	Mains	2006	3,948.48	0.00	3,948.48	2056	
3760	Mains	2006	848.39	0.00	848.39	2056	
3760	Mains	2006	532.25	0.00	532.25	2056	
3760	Mains	2006	28.18	0.00	28.18	2056	
3760	Mains	2006	26,923.88	0.00	26,923.88	2056	
3760	Mains	2006	23,689.39	0.00	23,689.39	2056	
3760	Mains	2006	20,007.53	0.00	20,007.53	2056	
3760	Mains	2006	11,734.80	0.00	11,734.80	2056	
3760	Mains	2006	6,664.08	0.00	6,664.08	2056	
3760	Mains	2006	5,939.69	0.00	5,939.69	2056	
3760	Mains	2006	1,137.19	0.00	1,137.19	2056	
3760	Mains	2006	713.44	0.00	713.44	2056	
3760	Mains	2006	37.77	0.00	37.77	2056	
3760	Mains	2006	8,087.32	0.00	8,087.32	2056	
3760	Mains	2006	7,740.46	0.00	7,740.46	2056	
3760	Mains	2006	6,009.80	0.00	6,009.80	2056	
3760	Mains	2006	3,524.87	0.00	3,524.87	2056	
3760	Mains	2006	2,001.74	0.00	2,001.74	2056	
3760	Mains	2006	1,784.15	0.00	1,784.15	2056	
3760	Mains	2006	14,800.16	0.00	14,800.16	2056	
3760	Mains	2006	9,285.12	0.00	9,285.12	2056	
3760	Mains	2006	491.54	0.00	491.54	2056	
3760	Mains	2006	6,709.16	0.00	6,709.16	2056	
3760	Mains	2006	6,573.57	0.00	6,573.57	2056	
3760	Mains	2006	4,985.67	0.00	4,985.67	2056	
3760	Mains	2006	2,924.19	0.00	2,924.19	2056	
3760	Mains	2006	1,660.62	0.00	1,660.62	2056	
3760	Mains	2006	1,480.11	0.00	1,480.11	2056	
3760	Mains	2006	4,391.95	0.00	4,391.95	2056	
3760	Mains	2006	2,749.09	0.00	2,749.09	2056	

3760	Mains	2006	145.53	0.00	145.53	2056	Schedule ALP-2
3760	Mains	2006	4,560.44	0.00	4,560.44	2056	
3760	Mains	2006	4,331.54	0.00	4,331.54	2056	
3760	Mains	2006	3,218.83	0.00	3,218.83	2056	
3760	Mains	2006	1,887.91	0.00	1,887.91	2056	
3760	Mains	2006	1,072.12	0.00	1,072.12	2056	
3760	Mains	2006	955.58	0.00	955.58	2056	
3760	Mains	2006	4,776.85	0.00	4,776.85	2056	
3760	Mains	2006	2,996.83	0.00	2,996.83	2056	
3760	Mains	2006	158.65	0.00	158.65	2056	
3760	Mains	2006	11,463.98	0.00	11,463.98	2056	
3760	Mains	2006	10,471.11	0.00	10,471.11	2056	
3760	Mains	2006	8,519.05	0.00	8,519.05	2056	
3760	Mains	2006	4,996.59	0.00	4,996.59	2056	
3760	Mains	2006	2,837.51	0.00	2,837.51	2056	
3760	Mains	2006	2,529.07	0.00	2,529.07	2056	
3760	Mains	2006	4,160.53	0.00	4,160.53	2056	
3760	Mains	2006	2,610.18	0.00	2,610.18	2056	
3760	Mains	2006	138.18	0.00	138.18	2056	
3760	Mains	2006	5,524.92	0.00	5,524.92	2056	
3760	Mains	2006	4,677.95	0.00	4,677.95	2056	
3760	Mains	2006	4,105.65	0.00	4,105.65	2056	
3760	Mains	2006	2,408.05	0.00	2,408.05	2056	
3760	Mains	2006	1,367.50	0.00	1,367.50	2056	
3760	Mains	2006	1,218.86	0.00	1,218.86	2056	
3760	Mains	2006	2,953.42	0.00	2,953.42	2056	
3760	Mains	2006	1,852.87	0.00	1,852.87	2056	
3760	Mains	2006	98.09	0.00	98.09	2056	
3760	Mains	2006	9,167.19	0.00	9,167.19	2056	
3760	Mains	2006	7,761.86	0.00	7,761.86	2056	
3760	Mains	2006	6,812.27	0.00	6,812.27	2056	
3760	Mains	2006	3,995.53	0.00	3,995.53	2056	
3760	Mains	2006	2,269.02	0.00	2,269.02	2056	
3760	Mains	2006	2,022.38	0.00	2,022.38	2056	
3760	Mains	2006	3,574.35	0.00	3,574.35	2056	
3760	Mains	2006	2,242.43	0.00	2,242.43	2056	
3760	Mains	2006	118.71	0.00	118.71	2056	
3760	Mains	2006	3,271.97	0.00	3,271.97	2056	
3760	Mains	2006	2,770.39	0.00	2,770.39	2056	
3760	Mains	2006	2,431.45	0.00	2,431.45	2056	
3760	Mains	2006	1,426.09	0.00	1,426.09	2056	
3760	Mains	2006	809.86	0.00	809.86	2056	
3760	Mains	2006	721.83	0.00	721.83	2056	
3760	Mains	2006	6,553.14	0.00	6,553.14	2056	
3760	Mains	2006	4,111.22	0.00	4,111.22	2056	
3760	Mains	2006	217.64	0.00	217.64	2056	
3760	Mains	2006	13,970.04	0.00	13,970.04	2056	

3760	Mains	2006	218.58	0.00	218.58	2056	Schedule ALP-2
3760	Mains	2006	185.07	0.00	185.07	2056	
3760	Mains	2006	162.43	0.00	162.43	2056	
3760	Mains	2006	95.27	0.00	95.27	2056	
3760	Mains	2006	48.22	0.00	48.22	2056	
3760	Mains	2006	16,411.26	0.00	16,411.26	2056	
3760	Mains	2006	10,295.87	0.00	10,295.87	2056	
3760	Mains	2006	545.04	0.00	545.04	2056	
3760	Mains	2006	5,870.52	0.00	5,870.52	2056	
3760	Mains	2006	221.89	0.00	221.89	2056	
3760	Mains	2006	164.89	0.00	164.89	2056	
3760	Mains	2006	96.71	0.00	96.71	2056	
3760	Mains	2006	54.92	0.00	54.92	2056	
3760	Mains	2006	48.95	0.00	48.95	2056	
3760	Mains	2006	1,851.38	0.00	1,851.38	2056	
3760	Mains	2006	1,161.49	0.00	1,161.49	2056	
3760	Mains	2006	61.49	0.00	61.49	2056	
3760	Mains	2006	841.40	0.00	841.40	2056	
3760	Mains	2006	712.41	0.00	712.41	2056	
3760	Mains	2006	625.26	0.00	625.26	2056	
3760	Mains	2006	366.72	0.00	366.72	2056	
3760	Mains	2006	208.26	0.00	208.26	2056	
3760	Mains	2006	185.62	0.00	185.62	2056	
3760	Mains	2006	1,641.04	0.00	1,641.04	2056	
3760	Mains	2006	1,029.53	0.00	1,029.53	2056	
3760	Mains	2006	54.50	0.00	54.50	2056	
3760	Mains	2007	2,268.68	0.00	2,268.68	2057	
3760	Mains	2007	178.02	0.00	178.02	2057	
3760	Mains	2007	132.29	0.00	132.29	2057	
3760	Mains	2007	77.59	0.00	77.59	2057	
3760	Mains	2007	44.06	0.00	44.06	2057	
3760	Mains	2007	39.27	0.00	39.27	2057	
3760	Mains	2007	1,496.31	0.00	1,496.31	2057	
3760	Mains	2007	179.67	0.00	179.67	2057	
3760	Mains	2007	133.52	0.00	133.52	2057	
3760	Mains	2007	78.31	0.00	78.31	2057	
3760	Mains	2007	44.47	0.00	44.47	2057	
3760	Mains	2007	39.64	0.00	39.64	2057	
3760	Mains	2007	5,091.27	0.00	5,091.27	2057	
3760	Mains	2007	1,024.48	0.00	1,024.48	2057	
3760	Mains	2007	337.66	0.00	337.66	2057	
3760	Mains	2007	250.92	0.00	250.92	2057	
3760	Mains	2007	147.17	0.00	147.17	2057	
3760	Mains	2007	83.58	0.00	83.58	2057	
3760	Mains	2007	74.49	0.00	74.49	2057	
3760	Mains	2007	14,502.55	0.00	14,502.55	2057	
3760	Mains	2007	9,098.41	0.00	9,098.41	2057	

3760	Mains	2007	481.65	0.00	481.65	2057	Schedule ALP-2
3760	Mains	2007	6,067.70	0.00	6,067.70	2057	
3760	Mains	2007	738.70	0.00	738.70	2057	
3760	Mains	2007	1,777.37	0.00	1,777.37	2057	
3760	Mains	2007	604.52	0.00	604.52	2057	
3760	Mains	2007	4,475.13	0.00	4,475.13	2057	
3760	Mains	2007	3,789.10	0.00	3,789.10	2057	
3760	Mains	2007	3,325.53	0.00	3,325.53	2057	
3760	Mains	2007	1,950.49	0.00	1,950.49	2057	
3760	Mains	2007	1,107.67	0.00	1,107.67	2057	
3760	Mains	2007	987.26	0.00	987.26	2057	
3760	Mains	2007	18,994.83	0.00	18,994.83	2057	
3760	Mains	2007	3,201.93	0.00	3,201.93	2057	
3760	Mains	2007	385.99	0.00	385.99	2057	
3760	Mains	2007	326.82	0.00	326.82	2057	
3760	Mains	2007	286.84	0.00	286.84	2057	
3760	Mains	2007	168.23	0.00	168.23	2057	
3760	Mains	2007	95.53	0.00	95.53	2057	
3760	Mains	2007	85.16	0.00	85.16	2057	
3760	Mains	2007	9,751.92	0.00	9,751.92	2057	
3760	Mains	2007	1,306.07	0.00	1,306.07	2057	
3760	Mains	2007	12,401.55	0.00	12,401.55	2057	
3760	Mains	2007	169.82	0.00	169.82	2057	
3760	Mains	2007	149.05	0.00	149.05	2057	
3760	Mains	2007	87.42	0.00	87.42	2057	
3760	Mains	2007	49.64	0.00	49.64	2057	
3760	Mains	2007	44.25	0.00	44.25	2057	
3760	Mains	2007	19,087.37	0.00	19,087.37	2057	
3760	Mains	2007	1,687.11	0.00	1,687.11	2057	
3760	Mains	2007	4,443.97	0.00	4,443.97	2057	
3760	Mains	2007	3,762.72	0.00	3,762.72	2057	
3760	Mains	2007	3,302.37	0.00	3,302.37	2057	
3760	Mains	2007	1,936.91	0.00	1,936.91	2057	
3760	Mains	2007	1,099.95	0.00	1,099.95	2057	
3760	Mains	2007	980.39	0.00	980.39	2057	
3760	Mains	2007	9,477.43	0.00	9,477.43	2057	
3760	Mains	2007	605.82	0.00	605.82	2057	
3760	Mains	2007	13,274.21	0.00	13,274.21	2057	
3760	Mains	2007	175.91	0.00	175.91	2057	
3760	Mains	2007	148.94	0.00	148.94	2057	
3760	Mains	2007	76.67	0.00	76.67	2057	
3760	Mains	2007	43.54	0.00	43.54	2057	
3760	Mains	2007	38.81	0.00	38.81	2057	
3760	Mains	2007	401,373.44	0.00	401,373.44	2057	
3760	Mains	2007	5,007.21	0.00	5,007.21	2057	
3760	Mains	2007	5,259.61	0.00	5,259.61	2057	
3760	Mains	2007	5,062.65	0.00	5,062.65	2057	

3760	Mains	2007	3,908.49	0.00	3,908.49	2057	Schedule ALP-2
3760	Mains	2007	2,292.41	0.00	2,292.41	2057	
3760	Mains	2007	1,301.84	0.00	1,301.84	2057	
3760	Mains	2007	1,160.32	0.00	1,160.32	2057	
3760	Mains	2007	3,538.70	0.00	3,538.70	2057	
3760	Mains	2007	1,341.56	0.00	1,341.56	2057	
3760	Mains	2007	2,542.68	0.00	2,542.68	2057	
3760	Mains	2007	609.34	0.00	609.34	2057	
3760	Mains	2007	521.54	0.00	521.54	2057	
3760	Mains	2007	380.88	0.00	380.88	2057	
3760	Mains	2007	1,089.34	0.00	1,089.34	2057	
3760	Mains	2007	922.60	0.00	922.60	2057	
3760	Mains	2007	809.50	0.00	809.50	2057	
3760	Mains	2007	474.79	0.00	474.79	2057	
3760	Mains	2007	269.63	0.00	269.63	2057	
3760	Mains	2007	240.32	0.00	240.32	2057	
3760	Mains	2007	1,019.63	0.00	1,019.63	2057	
3760	Mains	2007	213.27	0.00	213.27	2057	
3760	Mains	2008	9,360.45	0.00	9,360.45	2058	
3760	Mains	2008	671.41	0.00	671.41	2058	
3760	Mains	2008	68,452.21	0.00	68,452.21	2058	
3760	Mains	2008	933.94	0.00	933.94	2058	
3760	Mains	2008	521.54	0.00	521.54	2058	
3760	Mains	2008	10,470.89	0.00	10,470.89	2058	
3760	Mains	2008	190.01	0.00	190.01	2058	
3760	Mains	2008	141.20	0.00	141.20	2058	
3760	Mains	2008	82.82	0.00	82.82	2058	
3760	Mains	2008	47.03	0.00	47.03	2058	
3760	Mains	2008	41.92	0.00	41.92	2058	
3760	Mains	2008	6,607.04	0.00	6,607.04	2058	
3760	Mains	2008	2,057.15	0.00	2,057.15	2058	
3760	Mains	2008	4,335.19	0.00	4,335.19	2058	
3760	Mains	2008	187.66	0.00	187.66	2058	
3760	Mains	2008	139.45	0.00	139.45	2058	
3760	Mains	2008	81.79	0.00	81.79	2058	
3760	Mains	2008	46.45	0.00	46.45	2058	
3760	Mains	2008	41.40	0.00	41.40	2058	
3760	Mains	2008	11,710.12	0.00	11,710.12	2058	
3760	Mains	2008	2,145.97	0.00	2,145.97	2058	
3760	Mains	2008	2,824.70	0.00	2,824.70	2058	
3760	Mains	2008	2,391.67	0.00	2,391.67	2058	
3760	Mains	2008	2,099.07	0.00	2,099.07	2058	
3760	Mains	2008	1,231.15	0.00	1,231.15	2058	
3760	Mains	2008	699.16	0.00	699.16	2058	
3760	Mains	2008	623.16	0.00	623.16	2058	
3760	Mains	2008	5,704.77	0.00	5,704.77	2058	
3760	Mains	2008	3,406.62	0.00	3,406.62	2058	

3760	Mains	2008	6,461.13	0.00	6,461.13	2058	Schedule ALP-2
3760	Mains	2008	158.89	0.00	158.89	2058	
3760	Mains	2008	139.45	0.00	139.45	2058	
3760	Mains	2008	81.79	0.00	81.79	2058	
3760	Mains	2008	46.45	0.00	46.45	2058	
3760	Mains	2008	41.40	0.00	41.40	2058	
3760	Mains	2008	2,715.65	0.00	2,715.65	2058	
3760	Mains	2008	2,355.86	0.00	2,355.86	2058	
3760	Mains	2008	3,910.38	0.00	3,910.38	2058	
3760	Mains	2008	3,310.93	0.00	3,310.93	2058	
3760	Mains	2008	2,905.86	0.00	2,905.86	2058	
3760	Mains	2008	1,704.35	0.00	1,704.35	2058	
3760	Mains	2008	967.88	0.00	967.88	2058	
3760	Mains	2008	862.67	0.00	862.67	2058	
3760	Mains	2008	4,240.73	0.00	4,240.73	2058	
3760	Mains	2008	1,913.38	0.00	1,913.38	2058	
3760	Mains	2008	74,052.18	0.00	74,052.18	2058	
3760	Mains	2008	146.23	0.00	146.23	2058	
3760	Mains	2008	123.81	0.00	123.81	2058	
3760	Mains	2008	108.66	0.00	108.66	2058	
3760	Mains	2008	63.73	0.00	63.73	2058	
3760	Mains	2008	36.19	0.00	36.19	2058	
3760	Mains	2008	32.26	0.00	32.26	2058	
3760	Mains	2008	5,655.22	0.00	5,655.22	2058	
3760	Mains	2008	2,211.72	0.00	2,211.72	2058	
3760	Mains	2008	31,416.85	0.00	31,416.85	2058	
3760	Mains	2008	11,185.66	0.00	11,185.66	2058	
3760	Mains	2008	9,470.91	0.00	9,470.91	2058	
3760	Mains	2008	8,312.23	0.00	8,312.23	2058	
3760	Mains	2008	4,875.29	0.00	4,875.29	2058	
3760	Mains	2008	2,768.63	0.00	2,768.63	2058	
3760	Mains	2008	2,467.68	0.00	2,467.68	2058	
3760	Mains	2008	68,273.43	0.00	68,273.43	2058	
3760	Mains	2008	8,463.25	0.00	8,463.25	2058	
3760	Mains	2008	1,937.17	0.00	1,937.17	2058	
3760	Mains	2008	1,007.82	0.00	1,007.82	2058	
3760	Mains	2008	26,444.04	0.00	26,444.04	2058	
3760	Mains	2008	8,837.51	0.00	8,837.51	2058	
3760	Mains	2008	7,482.72	0.00	7,482.72	2058	
3760	Mains	2008	6,567.28	0.00	6,567.28	2058	
3760	Mains	2008	3,851.84	0.00	3,851.84	2058	
3760	Mains	2008	2,187.42	0.00	2,187.42	2058	
3760	Mains	2008	1,949.65	0.00	1,949.65	2058	
3760	Mains	2008	80,037.03	0.00	80,037.03	2058	
3760	Mains	2008	8,412.37	0.00	8,412.37	2058	
3760	Mains	2008	4,012.72	0.00	4,012.72	2058	
3760	Mains	2008	2,374.45	0.00	2,374.45	2058	

3760	Mains	2008	67,434.00	0.00	67,434.00	2058	Schedule ALP-2
3760	Mains	2008	50,859.56	0.00	50,859.56	2058	
3760	Mains	2008	17,516.80	0.00	17,516.80	2058	
3760	Mains	2008	15,373.78	0.00	15,373.78	2058	
3760	Mains	2008	9,017.02	0.00	9,017.02	2058	
3760	Mains	2008	5,120.67	0.00	5,120.67	2058	
3760	Mains	2008	4,564.06	0.00	4,564.06	2058	
3760	Mains	2008	100,714.52	0.00	100,714.52	2058	
3760	Mains	2008	42,605.12	0.00	42,605.12	2058	
3760	Mains	2008	4,979.46	0.00	4,979.46	2058	
3760	Mains	2008	129,032.50	0.00	129,032.50	2058	
3760	Mains	2008	31,017.34	0.00	31,017.34	2058	
3760	Mains	2008	26,262.41	0.00	26,262.41	2058	
3760	Mains	2008	23,049.44	0.00	23,049.44	2058	
3760	Mains	2008	13,518.95	0.00	13,518.95	2058	
3760	Mains	2008	7,677.28	0.00	7,677.28	2058	
3760	Mains	2008	6,842.74	0.00	6,842.74	2058	
3760	Mains	2008	117,798.95	0.00	117,798.95	2058	
3760	Mains	2008	6,891.44	0.00	6,891.44	2058	
3760	Mains	2008	4,666.69	0.00	4,666.69	2058	
3760	Mains	2008	336,336.20	0.00	336,336.20	2058	
3760	Mains	2008	26,925.62	0.00	26,925.62	2058	
3760	Mains	2008	21,382.08	0.00	21,382.08	2058	
3760	Mains	2008	18,752.57	0.00	18,752.57	2058	
3760	Mains	2008	13,935.32	0.00	13,935.32	2058	
3760	Mains	2008	4,641.56	0.00	4,641.56	2058	
3760	Mains	2008	4,137.02	0.00	4,137.02	2058	
3760	Mains	2008	143,128.76	0.00	143,128.76	2058	
3760	Mains	2008	892.04	0.00	892.04	2058	
3760	Mains	2009	90,706.53	0.00	90,706.53	2059	
3760	Mains	2009	71,137.93	0.00	71,137.93	2059	
3760	Mains	2009	29,912.98	0.00	29,912.98	2059	
3760	Mains	2009	23,752.61	0.00	23,752.61	2059	
3760	Mains	2009	17,650.91	0.00	17,650.91	2059	
3760	Mains	2009	5,879.14	0.00	5,879.14	2059	
3760	Mains	2009	5,240.07	0.00	5,240.07	2059	
3760	Mains	2009	89,601.75	0.00	89,601.75	2059	
3760	Mains	2009	2,553.37	0.00	2,553.37	2059	
3760	Mains	2009	2,055.17	0.00	2,055.17	2059	
3760	Mains	2009	122,980.52	0.00	122,980.52	2059	
3760	Mains	2009	168.95	0.00	168.95	2059	
3760	Mains	2009	143.05	0.00	143.05	2059	
3760	Mains	2009	125.55	0.00	125.55	2059	
3760	Mains	2009	73.64	0.00	73.64	2059	
3760	Mains	2009	41.82	0.00	41.82	2059	
3760	Mains	2009	37.27	0.00	37.27	2059	
3760	Mains	2009	13,857.61	0.00	13,857.61	2059	

3760	Mains	2009	5,476.64	0.00	5,476.64	2059	Schedule ALP-2
3760	Mains	2009	5,379.89	0.00	5,379.89	2059	
3760	Mains	2009	3,103.37	0.00	3,103.37	2059	
3760	Mains	2009	1,786.81	0.00	1,786.81	2059	
3760	Mains	2009	1,700.03	0.00	1,700.03	2059	
3760	Mains	2009	79,103.16	0.00	79,103.16	2059	
3760	Mains	2009	145.86	0.00	145.86	2059	
3760	Mains	2009	128.01	0.00	128.01	2059	
3760	Mains	2009	75.08	0.00	75.08	2059	
3760	Mains	2009	42.64	0.00	42.64	2059	
3760	Mains	2009	38.00	0.00	38.00	2059	
3760	Mains	2009	239,514.61	0.00	239,514.61	2059	
3760	Mains	2009	86,268.90	0.00	86,268.90	2059	
3760	Mains	2009	18,790.48	0.00	18,790.48	2059	
3760	Mains	2009	6,552.75	0.00	6,552.75	2059	
3760	Mains	2009	5,514.52	0.00	5,514.52	2059	
3760	Mains	2009	4,098.06	0.00	4,098.06	2059	
3760	Mains	2009	95,567.41	0.00	95,567.41	2059	
3760	Mains	2009	4,937.45	0.00	4,937.45	2059	
3760	Mains	2009	4,180.54	0.00	4,180.54	2059	
3760	Mains	2009	3,669.09	0.00	3,669.09	2059	
3760	Mains	2009	2,151.99	0.00	2,151.99	2059	
3760	Mains	2009	1,222.09	0.00	1,222.09	2059	
3760	Mains	2009	1,089.25	0.00	1,089.25	2059	
3760	Mains	2009	53,057.70	0.00	53,057.70	2059	
3760	Mains	2009	47,649.77	0.00	47,649.77	2059	
3760	Mains	2009	152.04	0.00	152.04	2059	
3760	Mains	2009	133.44	0.00	133.44	2059	
3760	Mains	2009	78.27	0.00	78.27	2059	
3760	Mains	2009	44.45	0.00	44.45	2059	
3760	Mains	2009	39.62	0.00	39.62	2059	
3760	Mains	2009	53,377.49	0.00	53,377.49	2059	
3760	Mains	2009	11,438.49	0.00	11,438.49	2059	
3760	Mains	2009	179.59	0.00	179.59	2059	
3760	Mains	2009	133.46	0.00	133.46	2059	
3760	Mains	2009	78.28	0.00	78.28	2059	
3760	Mains	2009	44.45	0.00	44.45	2059	
3760	Mains	2009	39.62	0.00	39.62	2059	
3760	Mains	2009	6,648.64	0.00	6,648.64	2059	
3760	Mains	2009	383.48	0.00	383.48	2059	
3760	Mains	2009	15,453.79	0.00	15,453.79	2059	
3760	Mains	2009	13,084.73	0.00	13,084.73	2059	
3760	Mains	2009	11,483.93	0.00	11,483.93	2059	
3760	Mains	2009	6,735.55	0.00	6,735.55	2059	
3760	Mains	2009	3,825.05	0.00	3,825.05	2059	
3760	Mains	2009	3,409.26	0.00	3,409.26	2059	
3760	Mains	2009	17,974.30	0.00	17,974.30	2059	

3760	Mains	2009	9,400.01	0.00	9,400.01	2059	Schedule ALP-2
3760	Mains	2009	8,081.71	0.00	8,081.71	2059	
3760	Mains	2009	17,680.24	0.00	17,680.24	2059	
3760	Mains	2009	178.51	0.00	178.51	2059	
3760	Mains	2009	132.66	0.00	132.66	2059	
3760	Mains	2009	77.81	0.00	77.81	2059	
3760	Mains	2009	44.18	0.00	44.18	2059	
3760	Mains	2009	39.38	0.00	39.38	2059	
3760	Mains	2009	3,582.89	0.00	3,582.89	2059	
3760	Mains	2009	2,027.55	0.00	2,027.55	2059	
3760	Mains	2009	6,544,409.40	0.00	6,544,409.40	2059	
3760	Mains	2009	4,588,749.24	0.00	4,588,749.24	2059	
3760	Mains	2009	88,086.22	0.00	88,086.22	2059	
3760	Mains	2009	77,309.68	0.00	77,309.68	2059	
3760	Mains	2009	45,343.62	0.00	45,343.62	2059	
3760	Mains	2009	25,750.19	0.00	25,750.19	2059	
3760	Mains	2009	22,951.13	0.00	22,951.13	2059	
3760	Mains	2009	1,608.45	0.00	1,608.45	2059	
3760	Mains	2009	1,384.43	0.00	1,384.43	2059	
3760	Mains	2009	884.32	0.00	884.32	2059	
3760	Mains	2009	41,151.05	0.00	41,151.05	2059	
3760	Mains	2009	1,759.89	0.00	1,759.89	2059	
3760	Mains	2009	1,730.43	0.00	1,730.43	2059	
3760	Mains	2009	1,544.58	0.00	1,544.58	2059	
3760	Mains	2009	905.93	0.00	905.93	2059	
3760	Mains	2009	514.47	0.00	514.47	2059	
3760	Mains	2009	458.54	0.00	458.54	2059	
3760	Mains	2009	4,015.04	0.00	4,015.04	2059	
3760	Mains	2009	3,873.84	0.00	3,873.84	2059	
3760	Mains	2009	1,781.25	0.00	1,781.25	2059	
3760	Mains	2009	187,521.54	0.00	187,521.54	2059	
3760	Mains	2009	179,044.50	0.00	179,044.50	2059	
3760	Mains	2009	381.82	0.00	381.82	2059	
3760	Mains	2009	335.11	0.00	335.11	2059	
3760	Mains	2009	196.55	0.00	196.55	2059	
3760	Mains	2009	111.62	0.00	111.62	2059	
3760	Mains	2009	99.48	0.00	99.48	2059	
3760	Mains	2009	525,367.13	0.00	525,367.13	2059	
3760	Mains	2009	133,395.85	0.00	133,395.85	2059	
3760	Mains	2009	2,758.48	0.00	2,758.48	2059	
3760	Mains	2009	2,061.93	0.00	2,061.93	2059	
3760	Mains	2009	1,052.78	0.00	1,052.78	2059	
3760	Mains	2009	233,293.66	0.00	233,293.66	2059	
3760	Mains	2009	58,814.66	0.00	58,814.66	2059	
3760	Mains	2009	8,122.04	0.00	8,122.04	2059	
3760	Mains	2009	7,128.38	0.00	7,128.38	2059	
3760	Mains	2009	4,180.94	0.00	4,180.94	2059	

3760	Mains	2009	2,374.31	0.00	2,374.31	2059	Schedule ALP-2
3760	Mains	2009	2,116.22	0.00	2,116.22	2059	
3760	Mains	2009	3,301,082.77	0.00	3,301,082.77	2059	
3760	Mains	2009	702,564.72	0.00	702,564.72	2059	
3760	Mains	2009	3,086.91	0.00	3,086.91	2059	
3760	Mains	2009	3,086.07	0.00	3,086.07	2059	
3760	Mains	2009	2,550.38	0.00	2,550.38	2059	
3760	Mains	2010	3,668,440.95	0.00	3,668,440.95	2060	
3760	Mains	2010	52,411.52	0.00	52,411.52	2060	
3760	Mains	2010	27,512.45	0.00	27,512.45	2060	
3760	Mains	2010	2,241.47	0.00	2,241.47	2060	
3760	Mains	2010	1,967.24	0.00	1,967.24	2060	
3760	Mains	2010	1,153.82	0.00	1,153.82	2060	
3760	Mains	2010	655.24	0.00	655.24	2060	
3760	Mains	2010	584.03	0.00	584.03	2060	
3760	Mains	2010	511,859.17	0.00	511,859.17	2060	
3760	Mains	2010	104,651.36	0.00	104,651.36	2060	
3760	Mains	2010	103,934.98	0.00	103,934.98	2060	
3760	Mains	2010	19,675.54	0.00	19,675.54	2060	
3760	Mains	2010	16,131.25	0.00	16,131.25	2060	
3760	Mains	2010	4,444.95	0.00	4,444.95	2060	
3760	Mains	2010	3,901.15	0.00	3,901.15	2060	
3760	Mains	2010	2,288.10	0.00	2,288.10	2060	
3760	Mains	2010	1,299.39	0.00	1,299.39	2060	
3760	Mains	2010	1,158.15	0.00	1,158.15	2060	
3760	Mains	2010	943,990.89	0.00	943,990.89	2060	
3760	Mains	2010	308,101.96	0.00	308,101.96	2060	
3760	Mains	2010	3,523.83	0.00	3,523.83	2060	
3760	Mains	2010	2,807.26	0.00	2,807.26	2060	
3760	Mains	2010	2,297.03	0.00	2,297.03	2060	
3760	Mains	2010	361,404.11	0.00	361,404.11	2060	
3760	Mains	2010	22,621.77	0.00	22,621.77	2060	
3760	Mains	2010	18,282.69	0.00	18,282.69	2060	
3760	Mains	2010	15,456.04	0.00	15,456.04	2060	
3760	Mains	2010	13,565.13	0.00	13,565.13	2060	
3760	Mains	2010	7,956.21	0.00	7,956.21	2060	
3760	Mains	2010	4,518.26	0.00	4,518.26	2060	
3760	Mains	2010	4,027.12	0.00	4,027.12	2060	
3760	Mains	2010	1,168,342.91	0.00	1,168,342.91	2060	
3760	Mains	2010	370,887.84	0.00	370,887.84	2060	
3760	Mains	2010	12,014.84	0.00	12,014.84	2060	
3760	Mains	2010	9,262.24	0.00	9,262.24	2060	
3760	Mains	2010	4,684.35	0.00	4,684.35	2060	
3760	Mains	2010	2,994.36	0.00	2,994.36	2060	
3760	Mains	2010	2,955.50	0.00	2,955.50	2060	
3760	Mains	2010	1,329.94	0.00	1,329.94	2060	
3760	Mains	2010	639.70	0.00	639.70	2060	

3760	Mains	2010	223,703.11	0.00	223,703.11	2060	Schedule ALP-2
3760	Mains	2010	21,434.43	0.00	21,434.43	2060	
3760	Mains	2010	18,331.67	0.00	18,331.67	2060	
3760	Mains	2010	9,567.03	0.00	9,567.03	2060	
3760	Mains	2010	8,396.59	0.00	8,396.59	2060	
3760	Mains	2010	4,924.76	0.00	4,924.76	2060	
3760	Mains	2010	2,796.72	0.00	2,796.72	2060	
3760	Mains	2010	2,492.71	0.00	2,492.71	2060	
3760	Mains	2010	436,400.60	0.00	436,400.60	2060	
3760	Mains	2010	27,291.71	0.00	27,291.71	2060	
3760	Mains	2010	25,433.62	0.00	25,433.62	2060	
3760	Mains	2010	18,663.38	0.00	18,663.38	2060	
3760	Mains	2010	16,380.09	0.00	16,380.09	2060	
3760	Mains	2010	9,607.25	0.00	9,607.25	2060	
3760	Mains	2010	5,455.86	0.00	5,455.86	2060	
3760	Mains	2010	4,862.80	0.00	4,862.80	2060	
3760	Mains	2010	111,686.72	0.00	111,686.72	2060	
3760	Mains	2010	43,163.83	0.00	43,163.83	2060	
3760	Mains	2010	6,656.94	0.00	6,656.94	2060	
3760	Mains	2010	5,593.48	0.00	5,593.48	2060	
3760	Mains	2010	2,394.03	0.00	2,394.03	2060	
3760	Mains	2010	1,137.77	0.00	1,137.77	2060	
3760	Mains	2010	94,637.71	0.00	94,637.71	2060	
3760	Mains	2010	28,427.22	0.00	28,427.22	2060	
3760	Mains	2010	15,979.85	0.00	15,979.85	2060	
3760	Mains	2010	4,047.33	0.00	4,047.33	2060	
3760	Mains	2010	3,552.18	0.00	3,552.18	2060	
3760	Mains	2010	2,083.43	0.00	2,083.43	2060	
3760	Mains	2010	1,183.15	0.00	1,183.15	2060	
3760	Mains	2010	1,054.54	0.00	1,054.54	2060	
3760	Mains	2010	252,062.50	0.00	252,062.50	2060	
3760	Mains	2010	30,746.11	0.00	30,746.11	2060	
3760	Mains	2010	439,579.64	0.00	439,579.64	2060	
3760	Mains	2010	26,328.49	0.00	26,328.49	2060	
3760	Mains	2010	18,932.53	0.00	18,932.53	2060	
3760	Mains	2010	16,616.30	0.00	16,616.30	2060	
3760	Mains	2010	9,745.79	0.00	9,745.79	2060	
3760	Mains	2010	5,534.53	0.00	5,534.53	2060	
3760	Mains	2010	4,932.93	0.00	4,932.93	2060	
3760	Mains	2010	1,544.79	0.00	1,544.79	2060	
3760	Mains	2010	51,037.43	0.00	51,037.43	2060	
3760	Mains	2010	12,496.79	0.00	12,496.79	2060	
3760	Mains	2010	910.85	0.00	910.85	2060	
3760	Mains	2010	180,623.76	0.00	180,623.76	2060	
3760	Mains	2010	24,264.54	0.00	24,264.54	2060	
3760	Mains	2010	11,282.76	0.00	11,282.76	2060	
3760	Mains	2010	7,724.67	0.00	7,724.67	2060	

3760	Mains	2010	6,779.63	0.00	6,779.63	2060	Schedule ALP-2
3760	Mains	2010	3,976.38	0.00	3,976.38	2060	
3760	Mains	2010	2,258.14	0.00	2,258.14	2060	
3760	Mains	2010	2,012.68	0.00	2,012.68	2060	
3760	Mains	2010	156,938.97	0.00	156,938.97	2060	
3760	Mains	2010	109,225.40	0.00	109,225.40	2060	
3760	Mains	2010	1,727.38	0.00	1,727.38	2060	
3760	Mains	2010	484,797.54	0.00	484,797.54	2060	
3760	Mains	2010	37,874.73	0.00	37,874.73	2060	
3760	Mains	2010	26,423.58	0.00	26,423.58	2060	
3760	Mains	2010	20,733.16	0.00	20,733.16	2060	
3760	Mains	2010	18,196.65	0.00	18,196.65	2060	
3760	Mains	2010	10,672.68	0.00	10,672.68	2060	
3760	Mains	2010	6,060.91	0.00	6,060.91	2060	
3760	Mains	2010	5,402.09	0.00	5,402.09	2060	
3760	Mains	2010	3,240.89	0.00	3,240.89	2060	
3760	Mains	2010	294,067.62	0.00	294,067.62	2060	
3760	Mains	2010	27,545.91	0.00	27,545.91	2060	
3760	Mains	2010	14,853.29	0.00	14,853.29	2060	
3760	Mains	2010	12,576.29	0.00	12,576.29	2060	
3760	Mains	2010	11,037.70	0.00	11,037.70	2060	
3760	Mains	2010	6,473.82	0.00	6,473.82	2060	
3760	Mains	2010	3,676.42	0.00	3,676.42	2060	
3760	Mains	2010	3,276.78	0.00	3,276.78	2060	
3760	Mains	2010	1,344,850.21	0.00	1,344,850.21	2060	
3760	Mains	2010	501,783.58	0.00	501,783.58	2060	
3760	Mains	2010	20,208.78	0.00	20,208.78	2060	
3760	Mains	2010	14,954.62	0.00	14,954.62	2060	
3760	Mains	2010	7,340.22	0.00	7,340.22	2060	
3760	Mains	2010	331,296.99	0.00	331,296.99	2060	
3760	Mains	2010	30,989.44	0.00	30,989.44	2060	
3760	Mains	2010	16,733.73	0.00	16,733.73	2060	
3760	Mains	2010	14,168.46	0.00	14,168.46	2060	
3760	Mains	2010	12,435.08	0.00	12,435.08	2060	
3760	Mains	2010	7,293.41	0.00	7,293.41	2060	
3760	Mains	2010	4,141.85	0.00	4,141.85	2060	
3760	Mains	2010	3,691.64	0.00	3,691.64	2060	
3760	Mains	2010	445,418.65	0.00	445,418.65	2060	
3760	Mains	2010	35,264.02	0.00	35,264.02	2060	
3760	Mains	2010	2,414.27	0.00	2,414.27	2060	
3760	Mains	2010	818.37	0.00	818.37	2060	
3760	Mains	2010	641.57	0.00	641.57	2060	
3760	Mains	2010	2,044,638.44	0.00	2,044,638.44	2060	
3760	Mains	2010	1,161,493.83	0.00	1,161,493.83	2060	
3760	Mains	2010	38,397.31	0.00	38,397.31	2060	
3760	Mains	2010	35,429.91	0.00	35,429.91	2060	
3760	Mains	2010	33,699.75	0.00	33,699.75	2060	

3760	Mains	2010	19,765.55	0.00	19,765.55	2060	Schedule ALP-2
3760	Mains	2010	11,224.66	0.00	11,224.66	2060	
3760	Mains	2010	10,004.53	0.00	10,004.53	2060	
3760	Mains	2010	794,925.87	0.00	794,925.87	2060	
3760	Mains	2010	340,062.22	0.00	340,062.22	2060	
3760	Mains	2010	13,452.50	0.00	13,452.50	2060	
3760	Mains	2010	7,003.98	0.00	7,003.98	2060	
3760	Mains	2010	4,679.34	0.00	4,679.34	2060	
3760	Mains	2011	13,341,154.15	0.00	13,341,154.15	2061	
3760	Mains	2011	5,898,736.08	0.00	5,898,736.08	2061	
3760	Mains	2011	4,969,184.45	0.00	4,969,184.45	2061	
3760	Mains	2011	2,308,201.08	0.00	2,308,201.08	2061	
3760	Mains	2011	7,751.62	0.00	7,751.62	2061	
3760	Mains	2011	2,583.87	0.00	2,583.87	2061	
3760	Mains	2011	13,951.03	0.00	13,951.03	2061	
3760	Mains	2011	7,152.24	0.00	7,152.24	2061	
3760	Mains	2011	2,281,893.55	0.00	2,281,893.55	2061	
3760	Mains	2011	4,357.16	0.00	4,357.16	2061	
3760	Mains	2011	4,357.16	0.00	4,357.16	2061	
3760	Mains	2011	2,584.18	0.00	2,584.18	2061	
3760	Mains	2011	1,089.29	0.00	1,089.29	2061	
3760	Mains	2011	1,089.29	0.00	1,089.29	2061	
3760	Mains	2011	484.53	0.00	484.53	2061	
3760	Mains	2011	161.51	0.00	161.51	2061	
3760	Mains	2011	42,948.76	0.00	42,948.76	2061	
3760	Mains	2011	13,770.56	0.00	13,770.56	2061	
3760	Mains	2011	2,384,545.69	0.00	2,384,545.69	2061	
3760	Mains	2011	18,126.39	0.00	18,126.39	2061	
3760	Mains	2011	3,398.70	0.00	3,398.70	2061	
3760	Mains	2011	1,132.90	0.00	1,132.90	2061	
3760	Mains	2011	23,525.74	0.00	23,525.74	2061	
3760	Mains	2011	5,407.95	0.00	5,407.95	2061	
3760	Mains	2011	1,829,292.57	0.00	1,829,292.57	2061	
3760	Mains	2011	2,452.93	0.00	2,452.93	2061	
3760	Mains	2011	39,775.76	0.00	39,775.76	2061	
3760	Mains	2011	14,266.24	0.00	14,266.24	2061	
3760	Mains	2011	905,670.35	0.00	905,670.35	2061	
3760	Mains	2011	13,759.30	0.00	13,759.30	2061	
3760	Mains	2011	2,579.87	0.00	2,579.87	2061	
3760	Mains	2011	859.96	0.00	859.96	2061	
3760	Mains	2011	3,047.09	0.00	3,047.09	2061	
3760	Mains	2011	1,411.33	0.00	1,411.33	2061	
3760	Mains	2011	958,523.53	0.00	958,523.53	2061	
3760	Mains	2011	7,650.22	0.00	7,650.22	2061	
3760	Mains	2011	2,550.07	0.00	2,550.07	2061	
3760	Mains	2011	146,176.51	0.00	146,176.51	2061	
3760	Mains	2011	137,369.85	0.00	137,369.85	2061	

3760	Mains	2011	124,115.77	0.00	124,115.77	2061	Schedule ALP-2
3760	Mains	2011	15,514.47	0.00	15,514.47	2061	
3760	Mains	2011	2,701.34	0.00	2,701.34	2061	
3760	Mains	2011	65,543.57	0.00	65,543.57	2061	
3760	Mains	2011	11,532.43	0.00	11,532.43	2061	
3760	Mains	2011	558.17	0.00	558.17	2061	
3760	Mains	2011	119,287.24	0.00	119,287.24	2061	
3760	Mains	2011	59,643.62	0.00	59,643.62	2061	
3760	Mains	2011	59,643.62	0.00	59,643.62	2061	
3760	Mains	2011	22,366.36	0.00	22,366.36	2061	
3760	Mains	2011	14,910.90	0.00	14,910.90	2061	
3760	Mains	2011	14,910.90	0.00	14,910.90	2061	
3760	Mains	2011	7,455.45	0.00	7,455.45	2061	
3760	Mains	2011	156,456.59	0.00	156,456.59	2061	
3760	Mains	2011	3,885.59	0.00	3,885.59	2061	
3760	Mains	2011	327,266.53	0.00	327,266.53	2061	
3760	Mains	2011	163,633.26	0.00	163,633.26	2061	
3760	Mains	2011	163,633.26	0.00	163,633.26	2061	
3760	Mains	2011	61,362.47	0.00	61,362.47	2061	
3760	Mains	2011	40,908.32	0.00	40,908.32	2061	
3760	Mains	2011	40,908.32	0.00	40,908.32	2061	
3760	Mains	2011	20,454.16	0.00	20,454.16	2061	
3760	Mains	2011	82,406.46	0.00	82,406.46	2061	
3760	Mains	2011	3,510.35	0.00	3,510.35	2061	
3760	Mains	2011	431,308.51	0.00	431,308.51	2061	
3760	Mains	2011	215,654.25	0.00	215,654.25	2061	
3760	Mains	2011	215,654.25	0.00	215,654.25	2061	
3760	Mains	2011	80,870.35	0.00	80,870.35	2061	
3760	Mains	2011	53,913.56	0.00	53,913.56	2061	
3760	Mains	2011	53,913.56	0.00	53,913.56	2061	
3760	Mains	2011	26,956.78	0.00	26,956.78	2061	
3760	Mains	2011	170,564.65	0.00	170,564.65	2061	
3760	Mains	2011	53,882.18	0.00	53,882.18	2061	
3760	Mains	2011	51,031.22	0.00	51,031.22	2061	
3760	Mains	2011	31,946.67	0.00	31,946.67	2061	
3760	Mains	2011	4,005.72	0.00	4,005.72	2061	
3760	Mains	2011	490,351.30	0.00	490,351.30	2061	
3760	Mains	2011	245,175.65	0.00	245,175.65	2061	
3760	Mains	2011	245,175.65	0.00	245,175.65	2061	
3760	Mains	2011	91,940.87	0.00	91,940.87	2061	
3760	Mains	2011	61,293.91	0.00	61,293.91	2061	
3760	Mains	2011	61,293.91	0.00	61,293.91	2061	
3760	Mains	2011	30,646.96	0.00	30,646.96	2061	
3760	Mains	2011	163,419.26	0.00	163,419.26	2061	
3760	Mains	2011	14,480.61	0.00	14,480.61	2061	
3760	Mains	2011	4,263.68	0.00	4,263.68	2061	
3760	Mains	2011	1,858.37	0.00	1,858.37	2061	

3760	Mains	2011	648,496.28	0.00	648,496.28	2061	Schedule ALP-2
3760	Mains	2011	324,248.14	0.00	324,248.14	2061	
3760	Mains	2011	324,248.14	0.00	324,248.14	2061	
3760	Mains	2011	121,593.05	0.00	121,593.05	2061	
3760	Mains	2011	81,062.04	0.00	81,062.04	2061	
3760	Mains	2011	81,062.04	0.00	81,062.04	2061	
3760	Mains	2011	40,531.02	0.00	40,531.02	2061	
3760	Mains	2011	94,056.35	0.00	94,056.35	2061	
3760	Mains	2011	36,322.96	0.00	36,322.96	2061	
3760	Mains	2011	22,351.05	0.00	22,351.05	2061	
3760	Mains	2011	14,529.48	0.00	14,529.48	2061	
3760	Mains	2011	3,792.48	0.00	3,792.48	2061	
3760	Mains	2012	9,740.38	0.00	9,740.38	2062	
3760	Mains	2012	6,789.97	0.00	6,789.97	2062	
3760	Mains	2012	6,159.48	0.00	6,159.48	2062	
3760	Mains	2012	5,102.11	0.00	5,102.11	2062	
3760	Mains	2012	3,542.11	0.00	3,542.11	2062	
3760	Mains	2012	136,305.13	0.00	136,305.13	2062	
3760	Mains	2012	96,836.12	0.00	96,836.12	2062	
3760	Mains	2012	21,051.69	0.00	21,051.69	2062	
3760	Mains	2012	19,497.89	0.00	19,497.89	2062	
3760	Mains	2012	7,162.31	0.00	7,162.31	2062	
3760	Mains	2012	5,795.84	0.00	5,795.84	2062	
3760	Mains	2012	669,860.59	0.00	669,860.59	2062	
3760	Mains	2012	69,803.82	0.00	69,803.82	2062	
3760	Mains	2012	38,979.17	0.00	38,979.17	2062	
3760	Mains	2012	31,739.66	0.00	31,739.66	2062	
3760	Mains	2012	10,271.67	0.00	10,271.67	2062	
3760	Mains	2012	6,303.72	0.00	6,303.72	2062	
3760	Mains	2012	5,912.87	0.00	5,912.87	2062	
3760	Mains	2012	5,541.84	0.00	5,541.84	2062	
3760	Mains	2012	1,954.59	0.00	1,954.59	2062	
3760	Mains	2012	150,950.55	0.00	150,950.55	2062	
3760	Mains	2012	49,084.82	0.00	49,084.82	2062	
3760	Mains	2012	41,139.51	0.00	41,139.51	2062	
3760	Mains	2012	21,752.15	0.00	21,752.15	2062	
3760	Mains	2012	8,164.35	0.00	8,164.35	2062	
3760	Mains	2012	8,105.70	0.00	8,105.70	2062	
3760	Mains	2012	5,833.23	0.00	5,833.23	2062	
3760	Mains	2012	4,922.94	0.00	4,922.94	2062	
3760	Mains	2012	1,655.86	0.00	1,655.86	2062	
3760	Mains	2012	808.25	0.00	808.25	2062	
3760	Mains	2012	656.70	0.00	656.70	2062	
3760	Mains	2012	96,079.61	0.00	96,079.61	2062	
3760	Mains	2012	61,785.81	0.00	61,785.81	2062	
3760	Mains	2012	58,604.11	0.00	58,604.11	2062	
3760	Mains	2012	22,009.18	0.00	22,009.18	2062	

3760	Mains	2012	14,947.64	0.00	14,947.64	2062	Schedule ALP-2
3760	Mains	2012	6,428.98	0.00	6,428.98	2062	
3760	Mains	2012	2,714.98	0.00	2,714.98	2062	
3760	Mains	2012	2,133.01	0.00	2,133.01	2062	
3760	Mains	2012	1,727.76	0.00	1,727.76	2062	
3760	Mains	2012	1,586.20	0.00	1,586.20	2062	
3760	Mains	2012	162,179.35	0.00	162,179.35	2062	
3760	Mains	2012	70,234.86	0.00	70,234.86	2062	
3760	Mains	2012	47,616.23	0.00	47,616.23	2062	
3760	Mains	2012	12,475.54	0.00	12,475.54	2062	
3760	Mains	2012	10,805.24	0.00	10,805.24	2062	
3760	Mains	2012	5,874.71	0.00	5,874.71	2062	
3760	Mains	2012	5,794.75	0.00	5,794.75	2062	
3760	Mains	2012	5,612.83	0.00	5,612.83	2062	
3760	Mains	2012	2,586.15	0.00	2,586.15	2062	
3760	Mains	2012	1,871.91	0.00	1,871.91	2062	
3760	Mains	2012	906.63	0.00	906.63	2062	
3760	Mains	2012	859.37	0.00	859.37	2062	
3760	Mains	2012	518.40	0.00	518.40	2062	
3760	Mains	2012	39,711.69	0.00	39,711.69	2062	
3760	Mains	2012	38,894.82	0.00	38,894.82	2062	
3760	Mains	2012	30,321.22	0.00	30,321.22	2062	
3760	Mains	2012	19,401.46	0.00	19,401.46	2062	
3760	Mains	2012	11,539.95	0.00	11,539.95	2062	
3760	Mains	2012	5,012.94	0.00	5,012.94	2062	
3760	Mains	2012	4,928.07	0.00	4,928.07	2062	
3760	Mains	2012	2,838.60	0.00	2,838.60	2062	
3760	Mains	2012	2,663.09	0.00	2,663.09	2062	
3760	Mains	2012	2,640.06	0.00	2,640.06	2062	
3760	Mains	2012	509.63	0.00	509.63	2062	
3760	Mains	2012	44,870.77	0.00	44,870.77	2062	
3760	Mains	2012	38,012.94	0.00	38,012.94	2062	
3760	Mains	2012	17,568.15	0.00	17,568.15	2062	
3760	Mains	2012	15,903.94	0.00	15,903.94	2062	
3760	Mains	2012	13,787.37	0.00	13,787.37	2062	
3760	Mains	2012	10,726.40	0.00	10,726.40	2062	
3760	Mains	2012	7,747.72	0.00	7,747.72	2062	
3760	Mains	2012	6,928.30	0.00	6,928.30	2062	
3760	Mains	2012	4,483.20	0.00	4,483.20	2062	
3760	Mains	2012	2,984.38	0.00	2,984.38	2062	
3760	Mains	2012	2,919.19	0.00	2,919.19	2062	
3760	Mains	2012	2,695.97	0.00	2,695.97	2062	
3760	Mains	2012	934.64	0.00	934.64	2062	
3760	Mains	2012	35,594.28	0.00	35,594.28	2062	
3760	Mains	2012	25,066.33	0.00	25,066.33	2062	
3760	Mains	2012	25,061.25	0.00	25,061.25	2062	
3760	Mains	2012	16,029.59	0.00	16,029.59	2062	

3760	Mains	2012	14,136.72	0.00	14,136.72	2062	Schedule ALP-2
3760	Mains	2012	8,605.42	0.00	8,605.42	2062	
3760	Mains	2012	8,286.47	0.00	8,286.47	2062	
3760	Mains	2012	5,022.86	0.00	5,022.86	2062	
3760	Mains	2012	3,745.82	0.00	3,745.82	2062	
3760	Mains	2012	3,181.18	0.00	3,181.18	2062	
3760	Mains	2012	2,239.84	0.00	2,239.84	2062	
3760	Mains	2012	1,788.72	0.00	1,788.72	2062	
3760	Mains	2012	577.78	0.00	577.78	2062	
3760	Mains	2012	34,414.76	0.00	34,414.76	2062	
3760	Mains	2012	29,802.00	0.00	29,802.00	2062	
3760	Mains	2012	26,986.49	0.00	26,986.49	2062	
3760	Mains	2012	20,350.46	0.00	20,350.46	2062	
3760	Mains	2012	17,564.53	0.00	17,564.53	2062	
3760	Mains	2012	12,233.36	0.00	12,233.36	2062	
3760	Mains	2012	11,190.43	0.00	11,190.43	2062	
3760	Mains	2012	8,623.57	0.00	8,623.57	2062	
3760	Mains	2012	7,263.74	0.00	7,263.74	2062	
3760	Mains	2012	7,091.28	0.00	7,091.28	2062	
3760	Mains	2012	6,614.12	0.00	6,614.12	2062	
3760	Mains	2012	902.34	0.00	902.34	2062	
3760	Mains	2012	630.26	0.00	630.26	2062	
3760	Mains	2012	61,210.75	0.00	61,210.75	2062	
3760	Mains	2012	27,744.81	0.00	27,744.81	2062	
3760	Mains	2012	27,619.89	0.00	27,619.89	2062	
3760	Mains	2012	25,054.85	0.00	25,054.85	2062	
3760	Mains	2012	14,354.76	0.00	14,354.76	2062	
3760	Mains	2012	11,051.28	0.00	11,051.28	2062	
3760	Mains	2012	10,671.22	0.00	10,671.22	2062	
3760	Mains	2012	9,862.33	0.00	9,862.33	2062	
3760	Mains	2012	9,672.78	0.00	9,672.78	2062	
3760	Mains	2012	6,473.01	0.00	6,473.01	2062	
3760	Mains	2012	1,238.61	0.00	1,238.61	2062	
3760	Mains	2012	790.26	0.00	790.26	2062	
3760	Mains	2012	139,345.86	0.00	139,345.86	2062	
3760	Mains	2012	87,429.24	0.00	87,429.24	2062	
3760	Mains	2012	58,824.09	0.00	58,824.09	2062	
3760	Mains	2012	53,389.29	0.00	53,389.29	2062	
3760	Mains	2012	49,615.51	0.00	49,615.51	2062	
3760	Mains	2012	40,504.68	0.00	40,504.68	2062	
3760	Mains	2012	25,634.30	0.00	25,634.30	2062	
3760	Mains	2012	24,715.46	0.00	24,715.46	2062	
3760	Mains	2012	13,344.69	0.00	13,344.69	2062	
3760	Mains	2012	8,437.29	0.00	8,437.29	2062	
3760	Mains	2012	6,315.80	0.00	6,315.80	2062	
3760	Mains	2012	4,619.72	0.00	4,619.72	2062	
3760	Mains	2012	835.93	0.00	835.93	2062	

Account Number	Description	Year	Amount	Change	Amount	Year
3760	Mains	2013	22,617.04	0.00	22,617.04	2063
3760	Mains	2013	21,694.26	0.00	21,694.26	2063
3760	Mains	2013	4,426.44	0.00	4,426.44	2063
3760	Mains	2013	1,114.57	0.00	1,114.57	2063
3760	Mains	2013	660.21	0.00	660.21	2063
3760	Mains	2013	555.15	0.00	555.15	2063
3760	Mains	2013	180,758.74	0.00	180,758.74	2063
3760	Mains	2013	139,974.97	0.00	139,974.97	2063
3760	Mains	2013	43,672.61	0.00	43,672.61	2063
3760	Mains	2013	42,070.93	0.00	42,070.93	2063
3760	Mains	2013	34,591.66	0.00	34,591.66	2063
3760	Mains	2013	19,336.88	0.00	19,336.88	2063
3760	Mains	2013	5,657.00	0.00	5,657.00	2063
3760	Mains	2013	3,422.18	0.00	3,422.18	2063
3760	Mains	2013	2,378.17	0.00	2,378.17	2063
3760	Mains	2013	1,954.61	0.00	1,954.61	2063
3760	Mains	2013	1,896.07	0.00	1,896.07	2063
3760	Mains	2013	894.59	0.00	894.59	2063
3760	Mains	2013	573.92	0.00	573.92	2063
3760	Mains	2013	565.19	0.00	565.19	2063
3760	Mains	2013	858,701.61	0.00	858,701.61	2063
3760	Mains	2013	573,146.54	0.00	573,146.54	2063
3760	Mains	2013	172,437.73	0.00	172,437.73	2063
3760	Mains	2013	103,550.84	0.00	103,550.84	2063
3760	Mains	2013	21,108.95	0.00	21,108.95	2063
3760	Mains	2013	17,696.08	0.00	17,696.08	2063
3760	Mains	2013	9,230.05	0.00	9,230.05	2063
3760	Mains	2013	8,915.27	0.00	8,915.27	2063
3760	Mains	2013	2,772.00	0.00	2,772.00	2063
3760	Mains	2013	2,449.09	0.00	2,449.09	2063
3760	Mains	2013	1,957.24	0.00	1,957.24	2063
3760	Mains	2013	1,922.98	0.00	1,922.98	2063
3760	Mains	2013	1,577.82	0.00	1,577.82	2063
3760	Mains	2013	1,434.09	0.00	1,434.09	2063
3760	Mains	2013	1,107.87	0.00	1,107.87	2063
3760	Mains	2013	882.05	0.00	882.05	2063
3760	Mains	2013	777.28	0.00	777.28	2063
3760	Mains	2013	1,610,243.81	0.00	1,610,243.81	2063
3760	Mains	2013	742,607.62	0.00	742,607.62	2063
3760	Mains	2013	225,553.96	0.00	225,553.96	2063
3760	Mains	2013	69,147.90	0.00	69,147.90	2063
3760	Mains	2013	30,762.06	0.00	30,762.06	2063
3760	Mains	2013	19,505.88	0.00	19,505.88	2063
3760	Mains	2013	6,156.30	0.00	6,156.30	2063
3760	Mains	2013	4,344.05	0.00	4,344.05	2063
3760	Mains	2013	2,505.23	0.00	2,505.23	2063
3760	Mains	2013	2,401.86	0.00	2,401.86	2063

3760	Mains	2013	1,914.74	0.00	1,914.74	2063	Schedule ALP-2
3760	Mains	2013	1,530.65	0.00	1,530.65	2063	
3760	Mains	2013	728.71	0.00	728.71	2063	
3760	Mains	2013	666.97	0.00	666.97	2063	
3760	Mains	2013	2,321,181.60	0.00	2,321,181.60	2063	
3760	Mains	2013	1,052,794.11	0.00	1,052,794.11	2063	
3760	Mains	2013	313,376.98	0.00	313,376.98	2063	
3760	Mains	2013	89,419.54	0.00	89,419.54	2063	
3760	Mains	2013	19,475.68	0.00	19,475.68	2063	
3760	Mains	2013	10,004.11	0.00	10,004.11	2063	
3760	Mains	2013	8,707.40	0.00	8,707.40	2063	
3760	Mains	2013	6,166.23	0.00	6,166.23	2063	
3760	Mains	2013	4,821.15	0.00	4,821.15	2063	
3760	Mains	2013	2,825.57	0.00	2,825.57	2063	
3760	Mains	2013	2,824.26	0.00	2,824.26	2063	
3760	Mains	2013	2,609.14	0.00	2,609.14	2063	
3760	Mains	2013	2,567.09	0.00	2,567.09	2063	
3760	Mains	2013	1,840.37	0.00	1,840.37	2063	
3760	Mains	2013	1,439.35	0.00	1,439.35	2063	
3760	Mains	2013	1,238.46	0.00	1,238.46	2063	
3760	Mains	2013	2,217,030.55	0.00	2,217,030.55	2063	
3760	Mains	2013	932,213.77	0.00	932,213.77	2063	
3760	Mains	2013	281,530.39	0.00	281,530.39	2063	
3760	Mains	2013	53,616.87	0.00	53,616.87	2063	
3760	Mains	2013	23,259.94	0.00	23,259.94	2063	
3760	Mains	2013	7,590.87	0.00	7,590.87	2063	
3760	Mains	2013	7,564.99	0.00	7,564.99	2063	
3760	Mains	2013	6,495.18	0.00	6,495.18	2063	
3760	Mains	2013	4,145.06	0.00	4,145.06	2063	
3760	Mains	2013	2,538.41	0.00	2,538.41	2063	
3760	Mains	2013	2,019.73	0.00	2,019.73	2063	
3760	Mains	2013	1,974.84	0.00	1,974.84	2063	
3760	Mains	2013	1,587.97	0.00	1,587.97	2063	
3760	Mains	2013	1,575.44	0.00	1,575.44	2063	
3760	Mains	2013	1,249.62	0.00	1,249.62	2063	
3760	Mains	2013	502.01	0.00	502.01	2063	
3760	Mains	2013	51,263.48	0.00	51,263.48	2063	
3760	Mains	2013	26,107.43	0.00	26,107.43	2063	
3760	Mains	2013	21,720.23	0.00	21,720.23	2063	
3760	Mains	2013	15,204.45	0.00	15,204.45	2063	
3760	Mains	2013	4,208.36	0.00	4,208.36	2063	
3760	Mains	2013	3,382.40	0.00	3,382.40	2063	
3760	Mains	2013	2,976.85	0.00	2,976.85	2063	
3760	Mains	2013	2,476.98	0.00	2,476.98	2063	
3760	Mains	2013	1,715.31	0.00	1,715.31	2063	
3760	Mains	2013	1,424.18	0.00	1,424.18	2063	
3760	Mains	2013	1,419.57	0.00	1,419.57	2063	

3760	Mains	2013	618.79	0.00	618.79	2063	Schedule ALP-2
3760	Mains	2013	1,937,780.47	0.00	1,937,780.47	2063	
3760	Mains	2013	75,085.52	0.00	75,085.52	2063	
3760	Mains	2013	53,409.19	0.00	53,409.19	2063	
3760	Mains	2013	23,230.47	0.00	23,230.47	2063	
3760	Mains	2013	12,612.09	0.00	12,612.09	2063	
3760	Mains	2013	10,896.90	0.00	10,896.90	2063	
3760	Mains	2013	9,961.21	0.00	9,961.21	2063	
3760	Mains	2013	6,514.70	0.00	6,514.70	2063	
3760	Mains	2013	5,014.14	0.00	5,014.14	2063	
3760	Mains	2013	3,196.04	0.00	3,196.04	2063	
3760	Mains	2013	3,091.73	0.00	3,091.73	2063	
3760	Mains	2013	2,683.33	0.00	2,683.33	2063	
3760	Mains	2013	2,918,852.23	0.00	2,918,852.23	2063	
3760	Mains	2013	939,686.07	0.00	939,686.07	2063	
3760	Mains	2013	287,754.31	0.00	287,754.31	2063	
3760	Mains	2013	251,473.55	0.00	251,473.55	2063	
3760	Mains	2013	59,472.07	0.00	59,472.07	2063	
3760	Mains	2013	44,203.09	0.00	44,203.09	2063	
3760	Mains	2013	24,959.88	0.00	24,959.88	2063	
3760	Mains	2013	19,690.72	0.00	19,690.72	2063	
3760	Mains	2013	19,462.90	0.00	19,462.90	2063	
3760	Mains	2013	7,315.34	0.00	7,315.34	2063	
3760	Mains	2013	5,544.90	0.00	5,544.90	2063	
3760	Mains	2013	3,116.20	0.00	3,116.20	2063	
3760	Mains	2013	2,796.15	0.00	2,796.15	2063	
3760	Mains	2013	2,602.49	0.00	2,602.49	2063	
3760	Mains	2013	1,094.72	0.00	1,094.72	2063	
3760	Mains	2013	592.27	0.00	592.27	2063	
3760	Mains	2013	18,378,457.67	0.00	18,378,457.67	2063	
3760	Mains	2013	6,233,663.02	0.00	6,233,663.02	2063	
3760	Mains	2013	1,880,263.20	0.00	1,880,263.20	2063	
3760	Mains	2013	255,739.83	0.00	255,739.83	2063	
3760	Mains	2013	65,182.63	0.00	65,182.63	2063	
3760	Mains	2013	55,015.79	0.00	55,015.79	2063	
3760	Mains	2013	22,505.58	0.00	22,505.58	2063	
3760	Mains	2013	15,462.94	0.00	15,462.94	2063	
3760	Mains	2013	15,024.36	0.00	15,024.36	2063	
3760	Mains	2013	13,853.05	0.00	13,853.05	2063	
3760	Mains	2013	9,260.72	0.00	9,260.72	2063	
3760	Mains	2013	9,231.34	0.00	9,231.34	2063	
3760	Mains	2013	6,142.77	0.00	6,142.77	2063	
3760	Mains	2013	4,111.24	0.00	4,111.24	2063	
3760	Mains	2013	3,057.63	0.00	3,057.63	2063	
3760	Mains	2013	1,228.83	0.00	1,228.83	2063	
3760	Mains	2013	997.29	0.00	997.29	2063	
3760 Total			174,788,041.75	0.00	174,788,041.75		19,240,566.27

3780	Measuring & Regulating Equipment	1996	(540.29)	0.00	(540.29)	2046	Schedule ALP-2
3780	Measuring & Regulating Equipment	1996	(481.59)	0.00	(481.59)	2046	
3780	Measuring & Regulating Equipment	1996	136,191.67	0.00	136,191.67	2046	
3780	Measuring & Regulating Equipment	1996	(951.45)	0.00	(951.45)	2046	
3780	Measuring & Regulating Equipment	1996	(2,182.94)	0.00	(2,182.94)	2046	
3780	Measuring & Regulating Equipment	1996	265.81	0.00	265.81	2046	
3780	Measuring & Regulating Equipment	1996	33,872.48	0.00	33,872.48	2046	
3780	Measuring & Regulating Equipment	1996	1.59	0.00	1.59	2046	
3780	Measuring & Regulating Equipment	1996	5.35	0.00	5.35	2046	
3780	Measuring & Regulating Equipment	1996	3.14	0.00	3.14	2046	
3780	Measuring & Regulating Equipment	1996	7.20	0.00	7.20	2046	
3780	Measuring & Regulating Equipment	1996	6.10	0.00	6.10	2046	
3780	Measuring & Regulating Equipment	1997	2,250.00	0.00	2,250.00	2047	
3780	Measuring & Regulating Equipment	1997	10,395.20	0.00	10,395.20	2047	
3780	Measuring & Regulating Equipment	1997	52,449.45	0.00	52,449.45	2047	
3780	Measuring & Regulating Equipment	1997	1,845.98	0.00	1,845.98	2047	
3780	Measuring & Regulating Equipment	1997	241.52	0.00	241.52	2047	
3780	Measuring & Regulating Equipment	1997	5,013.56	0.00	5,013.56	2047	
3780	Measuring & Regulating Equipment	1997	477.17	0.00	477.17	2047	
3780	Measuring & Regulating Equipment	1997	23,069.80	0.00	23,069.80	2047	
3780	Measuring & Regulating Equipment	1997	3,626.97	0.00	3,626.97	2047	
3780	Measuring & Regulating Equipment	1997	90.33	0.00	90.33	2047	
3780	Measuring & Regulating Equipment	1997	80.51	0.00	80.51	2047	
3780	Measuring & Regulating Equipment	1997	271.19	0.00	271.19	2047	
3780	Measuring & Regulating Equipment	1997	159.06	0.00	159.06	2047	
3780	Measuring & Regulating Equipment	1997	364.93	0.00	364.93	2047	
3780	Measuring & Regulating Equipment	1997	308.99	0.00	308.99	2047	
3780	Measuring & Regulating Equipment	1997	0.31	0.00	0.31	2047	
3780	Measuring & Regulating Equipment	1997	0.28	0.00	0.28	2047	
3780	Measuring & Regulating Equipment	1997	0.94	0.00	0.94	2047	
3780	Measuring & Regulating Equipment	1997	0.55	0.00	0.55	2047	
3780	Measuring & Regulating Equipment	1997	10,726.26	0.00	10,726.26	2047	
3780	Measuring & Regulating Equipment	1997	1.07	0.00	1.07	2047	
3780	Measuring & Regulating Equipment	1997	1,399.59	0.00	1,399.59	2047	
3780	Measuring & Regulating Equipment	1997	44.20	0.00	44.20	2047	
3780	Measuring & Regulating Equipment	1997	5,248.89	0.00	5,248.89	2047	
3780	Measuring & Regulating Equipment	1997	87.33	0.00	87.33	2047	
3780	Measuring & Regulating Equipment	1997	24,425.36	0.00	24,425.36	2047	
3780	Measuring & Regulating Equipment	1997	5,794.64	0.00	5,794.64	2047	
3780	Measuring & Regulating Equipment	1997	25,344.23	0.00	25,344.23	2047	
3780	Measuring & Regulating Equipment	1997	3,926.27	0.00	3,926.27	2047	
3780	Measuring & Regulating Equipment	1997	131.00	0.00	131.00	2047	
3780	Measuring & Regulating Equipment	1997	23,610.20	0.00	23,610.20	2047	
3780	Measuring & Regulating Equipment	1997	11,948.03	0.00	11,948.03	2047	
3780	Measuring & Regulating Equipment	1997	52,388.97	0.00	52,388.97	2047	
3780	Measuring & Regulating Equipment	1997	1,032.53	0.00	1,032.53	2047	
3780	Measuring & Regulating Equipment	1998	393.46	0.00	393.46	2048	

3780	Measuring & Regulating Equipment	1998	350.72	0.00	350.72	2048	Schedule ALP-2
3780	Measuring & Regulating Equipment	1998	1,181.36	0.00	1,181.36	2048	
3780	Measuring & Regulating Equipment	1998	692.90	0.00	692.90	2048	
3780	Measuring & Regulating Equipment	1998	1,589.76	0.00	1,589.76	2048	
3780	Measuring & Regulating Equipment	1998	1,346.04	0.00	1,346.04	2048	
3780	Measuring & Regulating Equipment	1998	366.61	0.00	366.61	2048	
3780	Measuring & Regulating Equipment	1998	326.78	0.00	326.78	2048	
3780	Measuring & Regulating Equipment	1998	1,100.71	0.00	1,100.71	2048	
3780	Measuring & Regulating Equipment	1998	645.61	0.00	645.61	2048	
3780	Measuring & Regulating Equipment	1998	1,481.21	0.00	1,481.21	2048	
3780	Measuring & Regulating Equipment	1998	1,254.14	0.00	1,254.14	2048	
3780	Measuring & Regulating Equipment	1998	499.44	0.00	499.44	2048	
3780	Measuring & Regulating Equipment	1998	445.22	0.00	445.22	2048	
3780	Measuring & Regulating Equipment	1998	1,499.52	0.00	1,499.52	2048	
3780	Measuring & Regulating Equipment	1998	879.52	0.00	879.52	2048	
3780	Measuring & Regulating Equipment	1998	2,017.88	0.00	2,017.88	2048	
3780	Measuring & Regulating Equipment	1998	1,708.58	0.00	1,708.58	2048	
3780	Measuring & Regulating Equipment	1998	228.47	0.00	228.47	2048	
3780	Measuring & Regulating Equipment	1998	203.64	0.00	203.64	2048	
3780	Measuring & Regulating Equipment	1998	685.96	0.00	685.96	2048	
3780	Measuring & Regulating Equipment	1998	402.33	0.00	402.33	2048	
3780	Measuring & Regulating Equipment	1998	923.07	0.00	923.07	2048	
3780	Measuring & Regulating Equipment	1998	781.56	0.00	781.56	2048	
3780	Measuring & Regulating Equipment	1998	244.41	0.00	244.41	2048	
3780	Measuring & Regulating Equipment	1998	217.85	0.00	217.85	2048	
3780	Measuring & Regulating Equipment	1998	733.79	0.00	733.79	2048	
3780	Measuring & Regulating Equipment	1998	430.40	0.00	430.40	2048	
3780	Measuring & Regulating Equipment	1998	987.47	0.00	987.47	2048	
3780	Measuring & Regulating Equipment	1998	836.09	0.00	836.09	2048	
3780	Measuring & Regulating Equipment	1998	207.22	0.00	207.22	2048	
3780	Measuring & Regulating Equipment	1998	184.70	0.00	184.70	2048	
3780	Measuring & Regulating Equipment	1998	622.11	0.00	622.11	2048	
3780	Measuring & Regulating Equipment	1998	364.90	0.00	364.90	2048	
3780	Measuring & Regulating Equipment	1998	837.20	0.00	837.20	2048	
3780	Measuring & Regulating Equipment	1998	708.86	0.00	708.86	2048	
3780	Measuring & Regulating Equipment	1998	329.41	0.00	329.41	2048	
3780	Measuring & Regulating Equipment	1998	293.63	0.00	293.63	2048	
3780	Measuring & Regulating Equipment	1998	989.04	0.00	989.04	2048	
3780	Measuring & Regulating Equipment	1998	580.11	0.00	580.11	2048	
3780	Measuring & Regulating Equipment	1998	1,330.95	0.00	1,330.95	2048	
3780	Measuring & Regulating Equipment	1998	1,126.91	0.00	1,126.91	2048	
3780	Measuring & Regulating Equipment	1998	329.42	0.00	329.42	2048	
3780	Measuring & Regulating Equipment	1998	293.62	0.00	293.62	2048	
3780	Measuring & Regulating Equipment	1998	989.02	0.00	989.02	2048	
3780	Measuring & Regulating Equipment	1998	580.10	0.00	580.10	2048	
3780	Measuring & Regulating Equipment	1998	1,330.94	0.00	1,330.94	2048	
3780	Measuring & Regulating Equipment	1998	1,126.91	0.00	1,126.91	2048	

3780	Measuring & Regulating Equipment	1998	154.09	0.00	154.09	2048	Schedule ALP-2
3780	Measuring & Regulating Equipment	1998	137.34	0.00	137.34	2048	
3780	Measuring & Regulating Equipment	1998	462.62	0.00	462.62	2048	
3780	Measuring & Regulating Equipment	1998	271.34	0.00	271.34	2048	
3780	Measuring & Regulating Equipment	1998	622.53	0.00	622.53	2048	
3780	Measuring & Regulating Equipment	1998	527.10	0.00	527.10	2048	
3780	Measuring & Regulating Equipment	1999	(563.21)	0.00	(563.21)	2049	
3780	Measuring & Regulating Equipment	1999	(501.99)	0.00	(501.99)	2049	
3780	Measuring & Regulating Equipment	1999	(1,690.93)	0.00	(1,690.93)	2049	
3780	Measuring & Regulating Equipment	1999	(991.76)	0.00	(991.76)	2049	
3780	Measuring & Regulating Equipment	1999	(2,275.46)	0.00	(2,275.46)	2049	
3780	Measuring & Regulating Equipment	1999	(1,926.64)	0.00	(1,926.64)	2049	
3780	Measuring & Regulating Equipment	2002	2,665.03	0.00	2,665.03	2052	
3780	Measuring & Regulating Equipment	2002	2,824.24	0.00	2,824.24	2052	
3780	Measuring & Regulating Equipment	2002	2,391.29	0.00	2,391.29	2052	
3780	Measuring & Regulating Equipment	2002	2,098.74	0.00	2,098.74	2052	
3780	Measuring & Regulating Equipment	2002	1,230.95	0.00	1,230.95	2052	
3780	Measuring & Regulating Equipment	2002	699.04	0.00	699.04	2052	
3780	Measuring & Regulating Equipment	2002	623.05	0.00	623.05	2052	
3780	Measuring & Regulating Equipment	2003	597.97	0.00	597.97	2053	
3780	Measuring & Regulating Equipment	2003	506.30	0.00	506.30	2053	
3780	Measuring & Regulating Equipment	2003	444.36	0.00	444.36	2053	
3780	Measuring & Regulating Equipment	2003	260.62	0.00	260.62	2053	
3780	Measuring & Regulating Equipment	2003	148.01	0.00	148.01	2053	
3780	Measuring & Regulating Equipment	2003	131.92	0.00	131.92	2053	
3780	Measuring & Regulating Equipment	2003	2,139.84	0.00	2,139.84	2053	
3780	Measuring & Regulating Equipment	2003	1,100.50	0.00	1,100.50	2053	
3780	Measuring & Regulating Equipment	2004	593.99	0.00	593.99	2054	
3780	Measuring & Regulating Equipment	2004	502.93	0.00	502.93	2054	
3780	Measuring & Regulating Equipment	2004	441.41	0.00	441.41	2054	
3780	Measuring & Regulating Equipment	2004	258.89	0.00	258.89	2054	
3780	Measuring & Regulating Equipment	2004	147.02	0.00	147.02	2054	
3780	Measuring & Regulating Equipment	2004	131.04	0.00	131.04	2054	
3780	Measuring & Regulating Equipment	2004	365.10	0.00	365.10	2054	
3780	Measuring & Regulating Equipment	2004	309.13	0.00	309.13	2054	
3780	Measuring & Regulating Equipment	2004	271.31	0.00	271.31	2054	
3780	Measuring & Regulating Equipment	2004	159.13	0.00	159.13	2054	
3780	Measuring & Regulating Equipment	2004	90.37	0.00	90.37	2054	
3780	Measuring & Regulating Equipment	2004	80.55	0.00	80.55	2054	
3780	Measuring & Regulating Equipment	2004	2,159.81	0.00	2,159.81	2054	
3780	Measuring & Regulating Equipment	2004	1,252.32	0.00	1,252.32	2054	
3780	Measuring & Regulating Equipment	2004	930.62	0.00	930.62	2054	
3780	Measuring & Regulating Equipment	2004	545.83	0.00	545.83	2054	
3780	Measuring & Regulating Equipment	2004	309.97	0.00	309.97	2054	
3780	Measuring & Regulating Equipment	2004	276.27	0.00	276.27	2054	
3780	Measuring & Regulating Equipment	2005	1,280.75	0.00	1,280.75	2055	
3780	Measuring & Regulating Equipment	2005	1,084.42	0.00	1,084.42	2055	

3780	Measuring & Regulating Equipment	2005	951.75	0.00	951.75	2055	Schedule ALP-2
3780	Measuring & Regulating Equipment	2005	558.22	0.00	558.22	2055	
3780	Measuring & Regulating Equipment	2005	317.01	0.00	317.01	2055	
3780	Measuring & Regulating Equipment	2005	282.55	0.00	282.55	2055	
3780	Measuring & regulating station equipt	2005	63.25	0.00	63.25	2055	
3780	Measuring & regulating station equipt	2005	39.68	0.00	39.68	2055	
3780	Measuring & regulating station equipt	2005	2.10	0.00	2.10	2055	
3780	Measuring & regulating station equipt	2006	2,749.96	0.00	2,749.96	2056	
3780	Measuring & regulating station equipt	2006	1,725.23	0.00	1,725.23	2056	
3780	Measuring & regulating station equipt	2006	1,357.57	0.00	1,357.57	2056	
3780	Measuring & regulating station equipt	2006	851.69	0.00	851.69	2056	
3780	Measuring & regulating station equipt	2006	834.78	0.00	834.78	2056	
3780	Measuring & regulating station equipt	2006	523.71	0.00	523.71	2056	
3780	Measuring & regulating station equipt	2006	295.44	0.00	295.44	2056	
3780	Measuring & regulating station equipt	2006	185.35	0.00	185.35	2056	
3780	Measuring & regulating station equipt	2006	91.33	0.00	91.33	2056	
3780	Measuring & regulating station equipt	2006	45.09	0.00	45.09	2056	
3780	Measuring & regulating station equipt	2006	27.72	0.00	27.72	2056	
3780	Measuring & regulating station equipt	2006	9.81	0.00	9.81	2056	
3780	Measuring & regulating station equipt	2006	301.10	0.00	301.10	2056	
3780	Measuring & regulating station equipt	2006	188.90	0.00	188.90	2056	
3780	Measuring & regulating station equipt	2006	46.66	0.00	46.66	2056	
3780	Measuring & regulating station equipt	2006	45.17	0.00	45.17	2056	
3780	Measuring & regulating station equipt	2006	29.28	0.00	29.28	2056	
3780	Measuring & regulating station equipt	2006	28.34	0.00	28.34	2056	
3780	Measuring & regulating station equipt	2006	10.00	0.00	10.00	2056	
3780	Measuring & regulating station equipt	2006	1.55	0.00	1.55	2056	
3780	Measuring & regulating station equipt	2006	1.50	0.00	1.50	2056	
3780	Measuring & regulating station equipt	2006	168.07	0.00	168.07	2056	
3780	Measuring & regulating station equipt	2006	105.44	0.00	105.44	2056	
3780	Measuring & regulating station equipt	2006	5.58	0.00	5.58	2056	
3780	Measuring & regulating station equipt	2006	1,552.13	0.00	1,552.13	2056	
3780	Measuring & regulating station equipt	2006	973.76	0.00	973.76	2056	
3780	Measuring & regulating station equipt	2006	51.55	0.00	51.55	2056	
3780	Measuring & regulating station equipt	2006	67.07	0.00	67.07	2056	
3780	Measuring & regulating station equipt	2006	42.08	0.00	42.08	2056	
3780	Measuring & regulating station equipt	2006	2.23	0.00	2.23	2056	
3780	Measuring & regulating station equipt	2006	110.54	0.00	110.54	2056	
3780	Measuring & regulating station equipt	2006	69.35	0.00	69.35	2056	
3780	Measuring & regulating station equipt	2006	3.67	0.00	3.67	2056	
3780	Measuring & regulating station equipt	2006	2,280.53	0.00	2,280.53	2056	
3780	Measuring & regulating station equipt	2006	1,430.72	0.00	1,430.72	2056	
3780	Measuring & regulating station equipt	2006	75.74	0.00	75.74	2056	
3780	Measuring & regulating station equipt	2006	91.53	0.00	91.53	2056	
3780	Measuring & regulating station equipt	2006	57.42	0.00	57.42	2056	
3780	Measuring & regulating station equipt	2006	3.04	0.00	3.04	2056	
3780	Measuring & regulating station equipt	2006	143.93	0.00	143.93	2056	

3780	Measuring & regulating station equipt	2006	90.29	0.00	90.29	2056	Schedule ALP-2
3780	Measuring & regulating station equipt	2006	4.78	0.00	4.78	2056	
3780	Measuring & Regulating Equipment	2007	1,293.76	0.00	1,293.76	2057	
3780	Measuring & Regulating Equipment	2007	1,095.43	0.00	1,095.43	2057	
3780	Measuring & Regulating Equipment	2007	961.41	0.00	961.41	2057	
3780	Measuring & Regulating Equipment	2007	563.89	0.00	563.89	2057	
3780	Measuring & Regulating Equipment	2007	320.23	0.00	320.23	2057	
3780	Measuring & Regulating Equipment	2007	285.42	0.00	285.42	2057	
3780	Measuring & regulating station equipt	2007	643.90	0.00	643.90	2057	
3780	Measuring & regulating station equipt	2007	403.96	0.00	403.96	2057	
3780	Measuring & regulating station equipt	2007	21.38	0.00	21.38	2057	
3780	Measuring & regulating station equipt	2007	22,139.00	0.00	22,139.00	2057	
3780	Measuring & regulating station equipt	2007	7,907.00	0.00	7,907.00	2057	
3780	Measuring & Regulating Equipment	2007	1,283.69	0.00	1,283.69	2057	
3780	Measuring & Regulating Equipment	2007	1,086.90	0.00	1,086.90	2057	
3780	Measuring & Regulating Equipment	2007	953.93	0.00	953.93	2057	
3780	Measuring & Regulating Equipment	2007	559.50	0.00	559.50	2057	
3780	Measuring & Regulating Equipment	2007	317.73	0.00	317.73	2057	
3780	Measuring & Regulating Equipment	2007	283.20	0.00	283.20	2057	
3780	Measuring & regulating station equipt	2007	3,256.70	0.00	3,256.70	2057	
3780	Measuring & regulating station equipt	2007	277.77	0.00	277.77	2057	
3780	Measuring & regulating station equipt	2007	32.98	0.00	32.98	2057	
3780	Measuring & regulating station equipt	2007	1,960.81	0.00	1,960.81	2057	
3780	Measuring & regulating station equipt	2007	365.54	0.00	365.54	2057	
3780	Measuring & regulating station equipt	2008	5,288.75	0.00	5,288.75	2058	
3780	Measuring & regulating station equipt	2008	1,079.17	0.00	1,079.17	2058	
3780	Measuring & regulating station equipt	2008	420.54	0.00	420.54	2058	
3780	Measuring & regulating station equipt	2008	192.00	0.00	192.00	2058	
3780	Measuring & regulating station equipt	2008	2,072.43	0.00	2,072.43	2058	
3780	Measuring & regulating station equipt	2008	622.16	0.00	622.16	2058	
3780	Measuring & regulating station equipt	2008	1,101.75	0.00	1,101.75	2058	
3780	Measuring & regulating station equipt	2008	238.12	0.00	238.12	2058	
3780	Measuring & regulating station equipt	2008	233.49	0.00	233.49	2058	
3780	Measuring & regulating station equipt	2008	7.70	0.00	7.70	2058	
3780	Measuring & regulating station equipt	2008	2.65	0.00	2.65	2058	
3780	Measuring & regulating station equipt	2008	274.20	0.00	274.20	2058	
3780	Measuring & regulating station equipt	2008	66.08	0.00	66.08	2058	
3780	Measuring & regulating station equipt	2008	18.58	0.00	18.58	2058	
3780	Measuring & regulating station equipt	2008	1,942.22	0.00	1,942.22	2058	
3780	Measuring & regulating station equipt	2008	305.31	0.00	305.31	2058	
3780	Measuring & regulating station equipt	2008	226.26	0.00	226.26	2058	
3780	Measuring & regulating station equipt	2008	303.45	0.00	303.45	2058	
3780	Measuring & regulating station equipt	2008	63.06	0.00	63.06	2058	
3780	Measuring & regulating station equipt	2008	7.60	0.00	7.60	2058	
3780	Measuring & regulating station equipt	2008	325.07	0.00	325.07	2058	
3780	Measuring & regulating station equipt	2009	967.28	0.00	967.28	2059	
3780	Measuring & regulating station equipt	2009	72.55	0.00	72.55	2059	

3780	Measuring & regulating station equip	2009	7.60	0.00	7.60	2059	Schedule ALP-2
3780	Measuring & regulating station equip	2009	2.65	0.00	2.65	2059	
3780	Measuring & regulating station equip	2009	36.35	0.00	36.35	2059	
3780	Measuring & regulating station equip	2009	490.60	0.00	490.60	2059	
3780	Measuring & regulating station equip	2009	484.26	0.00	484.26	2059	
3780	Measuring & regulating station equip	2009	101.19	0.00	101.19	2059	
3780	Measuring & regulating station equip	2009	81.27	0.00	81.27	2059	
3780	Measuring & regulating station equip	2009	22.25	0.00	22.25	2059	
3780	Measuring & regulating station equip	2009	10.06	0.00	10.06	2059	
3780	Measuring & regulating station equip	2009	488.32	0.00	488.32	2059	
3780	Measuring & regulating station equip	2009	1.67	0.00	1.67	2059	
3780	Measuring & regulating station equip	2009	9,831.56	0.00	9,831.56	2059	
3780	Measuring & regulating station equip	2009	61,560.21	0.00	61,560.21	2059	
3780	Measuring & regulating station equip	2010	41,558.80	0.00	41,558.80	2060	
3780	Measuring & regulating station equip	2010	26,683.86	0.00	26,683.86	2060	
3780	Measuring & regulating station equip	2010	2,167.07	0.00	2,167.07	2060	
3780	Measuring & regulating station equip	2010	28,430.36	0.00	28,430.36	2060	
3780	Measuring & regulating station equip	2010	968.08	0.00	968.08	2060	
3780	Measuring & regulating station equip	2010	857.92	0.00	857.92	2060	
3780	Measuring & regulating station equip	2010	618.57	0.00	618.57	2060	
3780	Measuring & regulating station equip	2010	533.12	0.00	533.12	2060	
3780	Measuring & regulating station equip	2010	1,221.88	0.00	1,221.88	2060	
3780	Measuring & regulating station equip	2010	7,063.88	0.00	7,063.88	2060	
3780	Measuring & regulating station equip	2010	3,210.83	0.00	3,210.83	2060	
3780	Measuring & regulating station equip	2010	2,537.25	0.00	2,537.25	2060	
3780	Measuring & regulating station equip	2010	896.88	0.00	896.88	2060	
3780	Measuring & regulating station equip	2010	4,855.07	0.00	4,855.07	2060	
3780	Measuring & regulating station equip	2010	20,510.20	0.00	20,510.20	2060	
3780	Measuring & regulating station equip	2010	1,553.96	0.00	1,553.96	2060	
3780	Measuring & regulating station equip	2010	124.48	0.00	124.48	2060	
3780	Measuring & regulating station equip	2011	3,891.97	0.00	3,891.97	2061	
3780	Measuring & regulating station equip	2011	1,078.37	0.00	1,078.37	2061	
3780	Measuring & regulating station equip	2011	3,106.62	0.00	3,106.62	2061	
3780	Measuring & regulating station equip	2011	1,977.67	0.00	1,977.67	2061	
3780	Measuring & regulating station equip	2011	2,290.55	0.00	2,290.55	2061	
3780	Measuring & regulating station equip	2011	1,124.14	0.00	1,124.14	2061	
3780	Measuring & regulating station equip	2011	1,642.85	0.00	1,642.85	2061	
3780	Measuring & regulating station equip	2011	821.42	0.00	821.42	2061	
3780	Measuring & regulating station equip	2011	3,782.14	0.00	3,782.14	2061	
3780	Measuring & regulating station equip	2011	1,310.93	0.00	1,310.93	2061	
3780	Measuring & regulating station equip	2011	15,592.66	0.00	15,592.66	2061	
3780	Measuring & regulating station equip	2011	13,465.49	0.00	13,465.49	2061	
3780	Measuring & regulating station equip	2011	7,948.07	0.00	7,948.07	2061	
3780	Measuring & regulating station equip	2011	1,992.54	0.00	1,992.54	2061	
3780	Measuring & regulating station equip	2011	1,688.25	0.00	1,688.25	2061	
3780	Measuring & regulating station equip	2011	968.58	0.00	968.58	2061	
3780	Measuring & regulating station equip	2011	836.45	0.00	836.45	2061	

3780	Measuring & regulating station equipt	2011	6,811.19	0.00	6,811.19	2061	Schedule ALP-2
3780	Measuring & regulating station equipt	2011	6,209.21	0.00	6,209.21	2061	
3780	Measuring & regulating station equipt	2011	747.07	0.00	747.07	2061	
3780	Measuring & regulating station equipt	2011	236.39	0.00	236.39	2061	
3780	Measuring & regulating station equipt-general	2012	1,969.47	0.00	1,969.47	2062	
3780	Measuring & regulating station equipt-general	2012	1,125.56	0.00	1,125.56	2062	
3780	Measuring & regulating station equipt-general	2012	837.11	0.00	837.11	2062	
3780	Measuring & regulating station equipt-general	2012	747.33	0.00	747.33	2062	
3780	Measuring & regulating station equipt-general	2012	8,352.39	0.00	8,352.39	2062	
3780	Measuring & regulating station equipt-general	2012	6,201.76	0.00	6,201.76	2062	
3780	Measuring & regulating station equipt-general	2012	5,130.88	0.00	5,130.88	2062	
3780	Measuring & regulating station equipt-general	2012	3,344.19	0.00	3,344.19	2062	
3780	Measuring & regulating station equipt-general	2012	450.36	0.00	450.36	2062	
3780	Measuring & regulating station equipt-general	2012	42,797.17	0.00	42,797.17	2062	
3780	Measuring & regulating station equipt-general	2012	3,965.41	0.00	3,965.41	2062	
3780	Measuring & regulating station equipt-general	2012	3,591.40	0.00	3,591.40	2062	
3780	Measuring & regulating station equipt-general	2012	709.04	0.00	709.04	2062	
3780	Measuring & regulating station equipt-general	2012	24,002.66	0.00	24,002.66	2062	
3780	Measuring & regulating station equipt-general	2012	3,104.42	0.00	3,104.42	2062	
3780	Measuring & regulating station equipt-general	2012	2,398.21	0.00	2,398.21	2062	
3780	Measuring & regulating station equipt-general	2012	762.12	0.00	762.12	2062	
3780	Measuring & regulating station equipt-general	2012	25,081.60	0.00	25,081.60	2062	
3780	Measuring & regulating station equipt-general	2012	2,084.05	0.00	2,084.05	2062	
3780	Measuring & regulating station equipt-general	2012	1,008.46	0.00	1,008.46	2062	
3780	Measuring & regulating station equipt-general	2012	711.54	0.00	711.54	2062	
3780	Measuring & regulating station equipt-general	2012	666.26	0.00	666.26	2062	
3780	Measuring & regulating station equipt-general	2012	18,038.93	0.00	18,038.93	2062	
3780	Measuring & regulating station equipt-general	2012	2,449.30	0.00	2,449.30	2062	
3780	Measuring & regulating station equipt-general	2012	1,585.86	0.00	1,585.86	2062	
3780	Measuring & regulating station equipt-general	2012	882.66	0.00	882.66	2062	
3780	Measuring & regulating station equipt-general	2012	817.83	0.00	817.83	2062	
3780	Measuring & regulating station equipt-general	2012	767.31	0.00	767.31	2062	
3780	Measuring & regulating station equipt-general	2012	15,036.05	0.00	15,036.05	2062	
3780	Measuring & regulating station equipt-general	2012	2,558.52	0.00	2,558.52	2062	
3780	Measuring & regulating station equipt-general	2012	1,887.01	0.00	1,887.01	2062	
3780	Measuring & regulating station equipt-general	2012	1,038.72	0.00	1,038.72	2062	
3780	Measuring & regulating station equipt-general	2012	677.61	0.00	677.61	2062	
3780	Measuring & regulating station equipt-general	2012	529.17	0.00	529.17	2062	
3780	Measuring & regulating station equipt-general	2012	25,219.37	0.00	25,219.37	2062	
3780	Measuring & regulating station equipt-general	2012	8,176.88	0.00	8,176.88	2062	
3780	Measuring & regulating station equipt-general	2012	2,193.05	0.00	2,193.05	2062	
3780	Measuring & regulating station equipt-general	2012	1,792.54	0.00	1,792.54	2062	
3780	Measuring & regulating station equipt-general	2012	913.38	0.00	913.38	2062	
3780	Measuring & regulating station equipt-general	2012	809.08	0.00	809.08	2062	
3780	Measuring & regulating station equipt-general	2012	662.40	0.00	662.40	2062	
3780	Measuring & regulating station equipt-general	2012	27,928.37	0.00	27,928.37	2062	
3780	Measuring & regulating station equipt-general	2012	2,374.36	0.00	2,374.36	2062	

3780	Measuring & regulating station equipt-general	2012	1,112.51	0.00	1,112.51	2062	Schedule ALP-2
3780	Measuring & regulating station equipt-general	2012	1,105.68	0.00	1,105.68	2062	
3780	Measuring & regulating station equipt-general	2012	814.44	0.00	814.44	2062	
3780	Measuring & regulating station equipt-general	2012	666.91	0.00	666.91	2062	
3780	Measuring & regulating station equipt-general	2012	524.65	0.00	524.65	2062	
3780	Measuring & regulating station equipt-general	2012	21,438.10	0.00	21,438.10	2062	
3780	Measuring & regulating station equipt-general	2012	4,462.03	0.00	4,462.03	2062	
3780	Measuring & regulating station equipt-general	2012	1,334.69	0.00	1,334.69	2062	
3780	Measuring & regulating station equipt-general	2012	1,227.98	0.00	1,227.98	2062	
3780	Measuring & regulating station equipt-general	2012	1,071.22	0.00	1,071.22	2062	
3780	Measuring & regulating station equipt-general	2012	507.32	0.00	507.32	2062	
3780	Measuring & regulating station equipt-general	2012	22,093.61	0.00	22,093.61	2062	
3780	Measuring & regulating station equipt-general	2012	8,588.30	0.00	8,588.30	2062	
3780	Measuring & regulating station equipt-general	2012	3,067.88	0.00	3,067.88	2062	
3780	Measuring & regulating station equipt-general	2012	2,079.01	0.00	2,079.01	2062	
3780	Measuring & regulating station equipt-general	2012	1,804.76	0.00	1,804.76	2062	
3780	Measuring & regulating station equipt-general	2012	1,429.88	0.00	1,429.88	2062	
3780	Measuring & regulating station equipt-general	2012	1,255.43	0.00	1,255.43	2062	
3780	Measuring & regulating station equipt-general	2012	1,024.54	0.00	1,024.54	2062	
3780	Measuring & regulating station equipt-general	2012	619.42	0.00	619.42	2062	
3780	Measuring & regulating station equipt-general	2012	19,446.25	0.00	19,446.25	2062	
3780	Measuring & regulating station equipt-general	2012	10,873.17	0.00	10,873.17	2062	
3780	Measuring & regulating station equipt-general	2012	9,070.33	0.00	9,070.33	2062	
3780	Measuring & regulating station equipt-general	2012	7,449.61	0.00	7,449.61	2062	
3780	Measuring & regulating station equipt-general	2012	6,037.77	0.00	6,037.77	2062	
3780	Measuring & regulating station equipt-general	2012	3,665.17	0.00	3,665.17	2062	
3780	Measuring & regulating station equipt-general	2012	3,480.03	0.00	3,480.03	2062	
3780	Measuring & regulating station equipt-general	2012	3,126.71	0.00	3,126.71	2062	
3780	Measuring & regulating station equipt-general	2012	1,147.26	0.00	1,147.26	2062	
3780	Measuring & regulating station equipt-general	2012	783.04	0.00	783.04	2062	
3780	Measuring & regulating station equipt-general	2012	502.17	0.00	502.17	2062	
3780	Measuring & regulating station equipt-general	2013	1,368.90	0.00	1,368.90	2063	
3780	Measuring & regulating station equipt-general	2013	1,232.01	0.00	1,232.01	2063	
3780	Measuring & regulating station equipt-general	2013	928.16	0.00	928.16	2063	
3780	Measuring & regulating station equipt-general	2013	641.65	0.00	641.65	2063	
3780	Measuring & regulating station equipt	2013	9,670.77	0.00	9,670.77	2063	
3780	Measuring & regulating station equipt	2013	5,019.78	0.00	5,019.78	2063	
3780	Measuring & regulating station equipt	2013	1,020.61	0.00	1,020.61	2063	
3780	Measuring & regulating station equipt-general	2013	18,180.97	0.00	18,180.97	2063	
3780	Measuring & regulating station equipt-general	2013	2,920.31	0.00	2,920.31	2063	
3780	Measuring & regulating station equipt-general	2013	1,613.71	0.00	1,613.71	2063	
3780	Measuring & regulating station equipt-general	2013	900.79	0.00	900.79	2063	
3780	Measuring & regulating station equipt-general	2013	746.11	0.00	746.11	2063	
3780	Measuring & regulating station equipt-general	2013	715.94	0.00	715.94	2063	
3780	Measuring & regulating station equipt-general	2013	640.04	0.00	640.04	2063	
3780	Measuring & regulating station equipt-general	2013	618.22	0.00	618.22	2063	
3780	Measuring & regulating station equipt-general	2013	575.89	0.00	575.89	2063	

3780	Measuring & regulating station equipt-general	2013	7,830.60	0.00	7,830.60	2063	Schedule ALP-2
3780	Measuring & regulating station equipt-general	2013	2,374.84	0.00	2,374.84	2063	
3780	Measuring & regulating station equipt-general	2013	1,466.23	0.00	1,466.23	2063	
3780	Measuring & regulating station equipt-general	2013	1,229.75	0.00	1,229.75	2063	
3780	Measuring & regulating station equipt-general	2013	1,079.33	0.00	1,079.33	2063	
3780	Measuring & regulating station equipt-general	2013	906.77	0.00	906.77	2063	
3780	Measuring & regulating station equipt-general	2013	883.13	0.00	883.13	2063	
3780	Measuring & regulating station equipt-general	2013	9,292.23	0.00	9,292.23	2063	
3780	Measuring & regulating station equipt-general	2013	2,980.30	0.00	2,980.30	2063	
3780	Measuring & regulating station equipt-general	2013	1,662.55	0.00	1,662.55	2063	
3780	Measuring & regulating station equipt-general	2013	1,630.78	0.00	1,630.78	2063	
3780	Measuring & regulating station equipt-general	2013	1,271.93	0.00	1,271.93	2063	
3780	Measuring & regulating station equipt-general	2013	908.42	0.00	908.42	2063	
3780	Measuring & regulating station equipt-general	2013	821.31	0.00	821.31	2063	
3780	Measuring & regulating station equipt-general	2013	529.36	0.00	529.36	2063	
3780	Measuring & regulating station equipt-general	2013	5,268.58	0.00	5,268.58	2063	
3780	Measuring & regulating station equipt-general	2013	4,575.89	0.00	4,575.89	2063	
3780	Measuring & regulating station equipt-general	2013	1,642.46	0.00	1,642.46	2063	
3780	Measuring & regulating station equipt-general	2013	1,103.53	0.00	1,103.53	2063	
3780	Measuring & regulating station equipt-general	2013	991.32	0.00	991.32	2063	
3780	Measuring & regulating station equipt-general	2013	935.14	0.00	935.14	2063	
3780	Measuring & regulating station equipt-general	2013	535.69	0.00	535.69	2063	
3780	Measuring & regulating station equipt-general	2013	524.18	0.00	524.18	2063	
3780	Measuring & regulating station equipt-general	2013	5,511.43	0.00	5,511.43	2063	
3780	Measuring & regulating station equipt-general	2013	1,544.28	0.00	1,544.28	2063	
3780	Measuring & regulating station equipt-general	2013	588.93	0.00	588.93	2063	
3780	Measuring & regulating station equipt-general	2013	5,452.95	0.00	5,452.95	2063	
3780	Measuring & regulating station equipt-general	2013	2,427.57	0.00	2,427.57	2063	
3780	Measuring & regulating station equipt-general	2013	2,015.67	0.00	2,015.67	2063	
3780	Measuring & regulating station equipt-general	2013	1,685.49	0.00	1,685.49	2063	
3780	Measuring & regulating station equipt-general	2013	1,049.93	0.00	1,049.93	2063	
3780	Measuring & regulating station equipt-general	2013	1,014.43	0.00	1,014.43	2063	
3780	Measuring & regulating station equipt-general	2013	738.59	0.00	738.59	2063	
3780	Measuring & regulating station equipt-general	2013	701.75	0.00	701.75	2063	
3780	Measuring & regulating station equipt-general	2013	7,307.05	0.00	7,307.05	2063	
3780	Measuring & regulating station equipt-general	2013	5,256.25	0.00	5,256.25	2063	
3780	Measuring & regulating station equipt-general	2013	3,759.13	0.00	3,759.13	2063	
3780	Measuring & regulating station equipt-general	2013	2,117.85	0.00	2,117.85	2063	
3780	Measuring & regulating station equipt-general	2013	1,848.85	0.00	1,848.85	2063	
3780	Measuring & regulating station equipt-general	2013	1,285.09	0.00	1,285.09	2063	
3780	Measuring & regulating station equipt-general	2013	1,248.36	0.00	1,248.36	2063	
3780	Measuring & regulating station equipt-general	2013	1,233.66	0.00	1,233.66	2063	
3780	Measuring & regulating station equipt-general	2013	1,142.33	0.00	1,142.33	2063	
3780	Measuring & regulating station equipt-general	2013	1,080.95	0.00	1,080.95	2063	
3780	Measuring & regulating station equipt-general	2013	778.77	0.00	778.77	2063	
3780	Measuring & regulating station equipt-general	2013	600.63	0.00	600.63	2063	
3780	Measuring & regulating station equipt-general	2013	592.37	0.00	592.37	2063	

3780	Measuring & regulating station equipt-general	2013	515.59	0.00	515.59	2063	Schedule ALP-2	
3780	Measuring & regulating station equipt-general	2013	31,819.04	0.00	31,819.04	2063		
3780	Measuring & regulating station equipt-general	2013	31,723.09	0.00	31,723.09	2063		
3780	Measuring & regulating station equipt-general	2013	11,551.22	0.00	11,551.22	2063		
3780	Measuring & regulating station equipt-general	2013	7,506.82	0.00	7,506.82	2063		
3780	Measuring & regulating station equipt-general	2013	5,000.16	0.00	5,000.16	2063		
3780	Measuring & regulating station equipt-general	2013	4,848.12	0.00	4,848.12	2063		
3780	Measuring & regulating station equipt-general	2013	1,589.57	0.00	1,589.57	2063		
3780	Measuring & regulating station equipt-general	2013	1,306.81	0.00	1,306.81	2063		
3780	Measuring & regulating station equipt-general	2013	862.45	0.00	862.45	2063		
3780 Total			1,510,214.20	0.00	1,510,214.20			200,211.38
3800	Services	1996	1,136,998.37	0.00	1,136,998.37	2046		
3800	Services	1996	231,258.65	0.00	231,258.65	2046		
3800	Services	1996	1,532.58	0.00	1,532.58	2046		
3800	Services	1997	26,242.51	0.00	26,242.51	2047		
3800	Services	1997	59,736.64	0.00	59,736.64	2047		
3800	Services	1997	380,766.16	0.00	380,766.16	2047		
3800	Services	1997	18,181.64	0.00	18,181.64	2047		
3800	Services	1997	490.15	0.00	490.15	2047		
3800	Services	1997	34,080.45	0.00	34,080.45	2047		
3800	Services	1997	2,017.50	0.00	2,017.50	2047		
3800	Services	1997	214,173.27	0.00	214,173.27	2047		
3800	Services	1997	26,243.53	0.00	26,243.53	2047		
3800	Services	1997	2,957.37	0.00	2,957.37	2047		
3800	Services	1997	756.69	0.00	756.69	2047		
3800	Services	1997	13,993.91	0.00	13,993.91	2047		
3800	Services	1997	3,114.68	0.00	3,114.68	2047		
3800	Services	1997	14,831.54	0.00	14,831.54	2047		
3800	Services	1997	8,479.39	0.00	8,479.39	2047		
3800	Services	1997	146,615.32	0.00	146,615.32	2047		
3800	Services	1997	(4,417.32)	0.00	(4,417.32)	2047		
3800	Services	1997	149.84	0.00	149.84	2047		
3800	Services	1997	21,950.26	0.00	21,950.26	2047		
3800	Services	1997	616.75	0.00	616.75	2047		
3800	Services	1997	309,149.92	0.00	309,149.92	2047		
3800	Services	1997	7,088.14	0.00	7,088.14	2047		
3800	Services	1997	117,742.20	0.00	117,742.20	2047		
3800	Services	1997	32,858.79	0.00	32,858.79	2047		
3800	Services	1997	1,079.93	0.00	1,079.93	2047		
3800	Services	1997	60,685.30	0.00	60,685.30	2047		
3800	Services	1997	158,112.89	0.00	158,112.89	2047		
3800	Services	1997	424,274.91	0.00	424,274.91	2047		
3800	Services	1997	17,771.37	0.00	17,771.37	2047		
3800	Services	1998	2,866.28	0.00	2,866.28	2048		
3800	Services	1998	733.37	0.00	733.37	2048		
3800	Services	1998	13,562.98	0.00	13,562.98	2048		
3800	Services	1998	3,018.77	0.00	3,018.77	2048		

3800	Services	1998	14,374.77	0.00	14,374.77	2048	Schedule ALP-2
3800	Services	1998	8,218.09	0.00	8,218.09	2048	
3800	Services	1998	4,185.02	0.00	4,185.02	2048	
3800	Services	1998	1,070.85	0.00	1,070.85	2048	
3800	Services	1998	19,803.02	0.00	19,803.02	2048	
3800	Services	1998	4,407.61	0.00	4,407.61	2048	
3800	Services	1998	20,988.30	0.00	20,988.30	2048	
3800	Services	1998	11,998.95	0.00	11,998.95	2048	
3800	Services	1998	4,312.85	0.00	4,312.85	2048	
3800	Services	1998	1,103.56	0.00	1,103.56	2048	
3800	Services	1998	20,408.06	0.00	20,408.06	2048	
3800	Services	1998	4,542.23	0.00	4,542.23	2048	
3800	Services	1998	21,629.51	0.00	21,629.51	2048	
3800	Services	1998	12,365.54	0.00	12,365.54	2048	
3800	Services	1998	1,337.98	0.00	1,337.98	2048	
3800	Services	1998	342.43	0.00	342.43	2048	
3800	Services	1998	6,331.03	0.00	6,331.03	2048	
3800	Services	1998	1,409.14	0.00	1,409.14	2048	
3800	Services	1998	6,709.92	0.00	6,709.92	2048	
3800	Services	1998	3,836.05	0.00	3,836.05	2048	
3800	Services	1998	1,804.07	0.00	1,804.07	2048	
3800	Services	1998	461.67	0.00	461.67	2048	
3800	Services	1998	8,536.77	0.00	8,536.77	2048	
3800	Services	1998	1,899.98	0.00	1,899.98	2048	
3800	Services	1998	9,047.65	0.00	9,047.65	2048	
3800	Services	1998	5,172.50	0.00	5,172.50	2048	
3800	Services	1998	2,178.68	0.00	2,178.68	2048	
3800	Services	1998	557.50	0.00	557.50	2048	
3800	Services	1998	10,309.33	0.00	10,309.33	2048	
3800	Services	1998	2,294.59	0.00	2,294.59	2048	
3800	Services	1998	10,926.38	0.00	10,926.38	2048	
3800	Services	1998	6,246.59	0.00	6,246.59	2048	
3800	Services	1998	2,310.38	0.00	2,310.38	2048	
3800	Services	1998	591.20	0.00	591.20	2048	
3800	Services	1998	10,932.91	0.00	10,932.91	2048	
3800	Services	1998	2,433.37	0.00	2,433.37	2048	
3800	Services	1998	11,587.20	0.00	11,587.20	2048	
3800	Services	1998	6,624.36	0.00	6,624.36	2048	
3800	Services	1998	2,835.31	0.00	2,835.31	2048	
3800	Services	1998	725.52	0.00	725.52	2048	
3800	Services	1998	13,416.47	0.00	13,416.47	2048	
3800	Services	1998	2,986.17	0.00	2,986.17	2048	
3800	Services	1998	14,219.56	0.00	14,219.56	2048	
3800	Services	1998	8,129.24	0.00	8,129.24	2048	
3800	Services	1998	3,552.84	0.00	3,552.84	2048	
3800	Services	1998	909.18	0.00	909.18	2048	
3800	Services	1998	16,811.63	0.00	16,811.63	2048	

3800	Services	1998	3,741.87	0.00	3,741.87	2048	Schedule ALP-2
3800	Services	1998	17,817.88	0.00	17,817.88	2048	
3800	Services	1998	10,186.38	0.00	10,186.38	2048	
3800	Services	1998	3,659.67	0.00	3,659.67	2048	
3800	Services	1998	936.46	0.00	936.46	2048	
3800	Services	1998	17,317.40	0.00	17,317.40	2048	
3800	Services	1998	3,854.38	0.00	3,854.38	2048	
3800	Services	1998	18,353.91	0.00	18,353.91	2048	
3800	Services	1998	10,492.90	0.00	10,492.90	2048	
3800	Services	1998	6,018.91	0.00	6,018.91	2048	
3800	Services	1998	1,540.04	0.00	1,540.04	2048	
3800	Services	1998	28,480.57	0.00	28,480.57	2048	
3800	Services	1998	6,339.07	0.00	6,339.07	2048	
3800	Services	1998	30,185.36	0.00	30,185.36	2048	
3800	Services	1998	17,256.83	0.00	17,256.83	2048	
3800	Services	1998	3,383.37	0.00	3,383.37	2048	
3800	Services	1998	865.71	0.00	865.71	2048	
3800	Services	1998	16,009.63	0.00	16,009.63	2048	
3800	Services	1998	3,563.24	0.00	3,563.24	2048	
3800	Services	1998	16,967.96	0.00	16,967.96	2048	
3800	Services	1998	9,700.52	0.00	9,700.52	2048	
3800	Services	1999	2,242.29	0.00	2,242.29	2049	
3800	Services	1999	573.74	0.00	573.74	2049	
3800	Services	1999	10,610.23	0.00	10,610.23	2049	
3800	Services	1999	2,361.57	0.00	2,361.57	2049	
3800	Services	1999	11,245.33	0.00	11,245.33	2049	
3800	Services	1999	6,428.92	0.00	6,428.92	2049	
3800	Services	1999	1,813.96	0.00	1,813.96	2049	
3800	Services	1999	464.14	0.00	464.14	2049	
3800	Services	1999	8,583.42	0.00	8,583.42	2049	
3800	Services	1999	1,910.45	0.00	1,910.45	2049	
3800	Services	1999	9,097.20	0.00	9,097.20	2049	
3800	Services	1999	5,200.84	0.00	5,200.84	2049	
3800	Services	1999	1,758.34	0.00	1,758.34	2049	
3800	Services	1999	449.91	0.00	449.91	2049	
3800	Services	1999	8,320.24	0.00	8,320.24	2049	
3800	Services	1999	1,851.87	0.00	1,851.87	2049	
3800	Services	1999	8,818.27	0.00	8,818.27	2049	
3800	Services	1999	5,041.37	0.00	5,041.37	2049	
3800	Services	1999	1,327.00	0.00	1,327.00	2049	
3800	Services	1999	339.54	0.00	339.54	2049	
3800	Services	1999	6,279.18	0.00	6,279.18	2049	
3800	Services	1999	1,397.58	0.00	1,397.58	2049	
3800	Services	1999	6,655.04	0.00	6,655.04	2049	
3800	Services	1999	3,804.66	0.00	3,804.66	2049	
3800	Services	1999	1,443.53	0.00	1,443.53	2049	
3800	Services	1999	369.36	0.00	369.36	2049	

3800	Services	1999	6,830.59	0.00	6,830.59	2049	Schedule ALP-2
3800	Services	1999	1,520.31	0.00	1,520.31	2049	
3800	Services	1999	7,239.45	0.00	7,239.45	2049	
3800	Services	1999	4,138.77	0.00	4,138.77	2049	
3800	Services	1999	1,413.17	0.00	1,413.17	2049	
3800	Services	1999	361.59	0.00	361.59	2049	
3800	Services	1999	6,686.95	0.00	6,686.95	2049	
3800	Services	1999	1,488.35	0.00	1,488.35	2049	
3800	Services	1999	7,087.21	0.00	7,087.21	2049	
3800	Services	1999	4,051.74	0.00	4,051.74	2049	
3800	Services	1999	1,998.04	0.00	1,998.04	2049	
3800	Services	1999	511.24	0.00	511.24	2049	
3800	Services	1999	9,454.44	0.00	9,454.44	2049	
3800	Services	1999	2,104.32	0.00	2,104.32	2049	
3800	Services	1999	10,020.36	0.00	10,020.36	2049	
3800	Services	1999	5,728.61	0.00	5,728.61	2049	
3800	Services	1999	1,847.26	0.00	1,847.26	2049	
3800	Services	1999	472.66	0.00	472.66	2049	
3800	Services	1999	8,741.01	0.00	8,741.01	2049	
3800	Services	1999	1,945.52	0.00	1,945.52	2049	
3800	Services	1999	9,264.22	0.00	9,264.22	2049	
3800	Services	1999	5,296.32	0.00	5,296.32	2049	
3800	Services	1999	1,884.86	0.00	1,884.86	2049	
3800	Services	1999	482.28	0.00	482.28	2049	
3800	Services	1999	8,918.89	0.00	8,918.89	2049	
3800	Services	1999	1,985.12	0.00	1,985.12	2049	
3800	Services	1999	9,452.75	0.00	9,452.75	2049	
3800	Services	1999	5,404.11	0.00	5,404.11	2049	
3800	Services	1999	1,309.98	0.00	1,309.98	2049	
3800	Services	1999	335.18	0.00	335.18	2049	
3800	Services	1999	6,198.64	0.00	6,198.64	2049	
3800	Services	1999	1,379.66	0.00	1,379.66	2049	
3800	Services	1999	6,569.68	0.00	6,569.68	2049	
3800	Services	1999	3,755.86	0.00	3,755.86	2049	
3800	Services	1999	2,745.67	0.00	2,745.67	2049	
3800	Services	1999	702.53	0.00	702.53	2049	
3800	Services	1999	12,992.13	0.00	12,992.13	2049	
3800	Services	1999	2,891.72	0.00	2,891.72	2049	
3800	Services	1999	13,769.81	0.00	13,769.81	2049	
3800	Services	1999	7,872.15	0.00	7,872.15	2049	
3800	Services	1999	2,497.76	0.00	2,497.76	2049	
3800	Services	1999	639.10	0.00	639.10	2049	
3800	Services	1999	11,819.04	0.00	11,819.04	2049	
3800	Services	1999	2,630.61	0.00	2,630.61	2049	
3800	Services	1999	12,526.50	0.00	12,526.50	2049	
3800	Services	1999	7,161.35	0.00	7,161.35	2049	
3800	Services	2000	1,906.70	0.00	1,906.70	2050	

3800	Services	2000	487.87	0.00	487.87	2050	Schedule ALP-2
3800	Services	2000	9,022.26	0.00	9,022.26	2050	
3800	Services	2000	2,008.12	0.00	2,008.12	2050	
3800	Services	2000	9,562.31	0.00	9,562.31	2050	
3800	Services	2000	5,466.74	0.00	5,466.74	2050	
3800	Services	2000	1,657.49	0.00	1,657.49	2050	
3800	Services	2000	424.10	0.00	424.10	2050	
3800	Services	2000	7,843.03	0.00	7,843.03	2050	
3800	Services	2000	1,745.66	0.00	1,745.66	2050	
3800	Services	2000	8,312.49	0.00	8,312.49	2050	
3800	Services	2000	4,752.22	0.00	4,752.22	2050	
3800	Services	2000	1,552.22	0.00	1,552.22	2050	
3800	Services	2000	397.16	0.00	397.16	2050	
3800	Services	2000	7,344.89	0.00	7,344.89	2050	
3800	Services	2000	1,634.79	0.00	1,634.79	2050	
3800	Services	2000	7,784.54	0.00	7,784.54	2050	
3800	Services	2000	4,450.40	0.00	4,450.40	2050	
3800	Services	2000	1,442.80	0.00	1,442.80	2050	
3800	Services	2000	369.17	0.00	369.17	2050	
3800	Services	2000	6,827.15	0.00	6,827.15	2050	
3800	Services	2000	1,519.55	0.00	1,519.55	2050	
3800	Services	2000	7,235.81	0.00	7,235.81	2050	
3800	Services	2000	4,136.69	0.00	4,136.69	2050	
3800	Services	2000	1,715.49	0.00	1,715.49	2050	
3800	Services	2000	438.94	0.00	438.94	2050	
3800	Services	2000	8,117.47	0.00	8,117.47	2050	
3800	Services	2000	1,806.74	0.00	1,806.74	2050	
3800	Services	2000	8,603.36	0.00	8,603.36	2050	
3800	Services	2000	4,918.51	0.00	4,918.51	2050	
3800	Services	2000	1,665.89	0.00	1,665.89	2050	
3800	Services	2000	426.25	0.00	426.25	2050	
3800	Services	2000	7,882.76	0.00	7,882.76	2050	
3800	Services	2000	1,754.50	0.00	1,754.50	2050	
3800	Services	2000	8,354.61	0.00	8,354.61	2050	
3800	Services	2000	4,776.30	0.00	4,776.30	2050	
3800	Services	2000	1,776.13	0.00	1,776.13	2050	
3800	Services	2000	454.46	0.00	454.46	2050	
3800	Services	2000	8,404.46	0.00	8,404.46	2050	
3800	Services	2000	1,870.62	0.00	1,870.62	2050	
3800	Services	2000	8,907.52	0.00	8,907.52	2050	
3800	Services	2000	5,092.40	0.00	5,092.40	2050	
3800	Services	2000	2,294.95	0.00	2,294.95	2050	
3800	Services	2000	587.20	0.00	587.20	2050	
3800	Services	2000	10,859.39	0.00	10,859.39	2050	
3800	Services	2000	2,417.02	0.00	2,417.02	2050	
3800	Services	2000	11,509.41	0.00	11,509.41	2050	
3800	Services	2000	6,579.89	0.00	6,579.89	2050	

3800	Services	2000	1,914.15	0.00	1,914.15	2050	Schedule ALP-2
3800	Services	2000	489.77	0.00	489.77	2050	
3800	Services	2000	9,057.47	0.00	9,057.47	2050	
3800	Services	2000	2,015.97	0.00	2,015.97	2050	
3800	Services	2000	9,599.63	0.00	9,599.63	2050	
3800	Services	2000	5,488.07	0.00	5,488.07	2050	
3800	Services	2000	2,131.41	0.00	2,131.41	2050	
3800	Services	2000	545.36	0.00	545.36	2050	
3800	Services	2000	10,085.53	0.00	10,085.53	2050	
3800	Services	2000	2,244.78	0.00	2,244.78	2050	
3800	Services	2000	10,689.22	0.00	10,689.22	2050	
3800	Services	2000	6,110.99	0.00	6,110.99	2050	
3800	Services	2000	2,270.54	0.00	2,270.54	2050	
3800	Services	2000	580.96	0.00	580.96	2050	
3800	Services	2000	10,743.87	0.00	10,743.87	2050	
3800	Services	2000	2,391.31	0.00	2,391.31	2050	
3800	Services	2000	11,386.98	0.00	11,386.98	2050	
3800	Services	2000	6,509.90	0.00	6,509.90	2050	
3800	Services	2000	3,295.91	0.00	3,295.91	2050	
3800	Services	2000	843.32	0.00	843.32	2050	
3800	Services	2000	15,595.81	0.00	15,595.81	2050	
3800	Services	2000	3,471.22	0.00	3,471.22	2050	
3800	Services	2000	16,529.33	0.00	16,529.33	2050	
3800	Services	2000	9,449.76	0.00	9,449.76	2050	
3800	Services	2001	1,686.31	0.00	1,686.31	2051	
3800	Services	2001	431.47	0.00	431.47	2051	
3800	Services	2001	7,979.41	0.00	7,979.41	2051	
3800	Services	2001	1,776.01	0.00	1,776.01	2051	
3800	Services	2001	8,457.03	0.00	8,457.03	2051	
3800	Services	2001	4,834.86	0.00	4,834.86	2051	
3800	Services	2001	1,684.32	0.00	1,684.32	2051	
3800	Services	2001	430.97	0.00	430.97	2051	
3800	Services	2001	7,969.99	0.00	7,969.99	2051	
3800	Services	2001	1,773.91	0.00	1,773.91	2051	
3800	Services	2001	8,447.05	0.00	8,447.05	2051	
3800	Services	2001	4,829.15	0.00	4,829.15	2051	
3800	Services	2001	1,694.69	0.00	1,694.69	2051	
3800	Services	2001	433.62	0.00	433.62	2051	
3800	Services	2001	8,019.06	0.00	8,019.06	2051	
3800	Services	2001	1,784.84	0.00	1,784.84	2051	
3800	Services	2001	8,499.05	0.00	8,499.05	2051	
3800	Services	2001	4,858.88	0.00	4,858.88	2051	
3800	Services	2001	1,600.54	0.00	1,600.54	2051	
3800	Services	2001	409.53	0.00	409.53	2051	
3800	Services	2001	7,573.54	0.00	7,573.54	2051	
3800	Services	2001	1,685.68	0.00	1,685.68	2051	
3800	Services	2001	8,026.87	0.00	8,026.87	2051	

3800	Services	2001	4,588.94	0.00	4,588.94	2051	Schedule ALP-2
3800	Services	2001	1,853.62	0.00	1,853.62	2051	
3800	Services	2001	474.28	0.00	474.28	2051	
3800	Services	2001	8,771.06	0.00	8,771.06	2051	
3800	Services	2001	1,952.21	0.00	1,952.21	2051	
3800	Services	2001	9,296.07	0.00	9,296.07	2051	
3800	Services	2001	5,314.52	0.00	5,314.52	2051	
3800	Services	2001	1,315.22	0.00	1,315.22	2051	
3800	Services	2001	336.53	0.00	336.53	2051	
3800	Services	2001	6,223.45	0.00	6,223.45	2051	
3800	Services	2001	1,385.18	0.00	1,385.18	2051	
3800	Services	2001	6,595.97	0.00	6,595.97	2051	
3800	Services	2001	3,770.89	0.00	3,770.89	2051	
3800	Services	2001	1,292.10	0.00	1,292.10	2051	
3800	Services	2001	330.61	0.00	330.61	2051	
3800	Services	2001	6,114.04	0.00	6,114.04	2051	
3800	Services	2001	1,360.83	0.00	1,360.83	2051	
3800	Services	2001	6,480.01	0.00	6,480.01	2051	
3800	Services	2001	3,704.60	0.00	3,704.60	2051	
3800	Services	2001	1,512.03	0.00	1,512.03	2051	
3800	Services	2001	386.88	0.00	386.88	2051	
3800	Services	2001	7,154.74	0.00	7,154.74	2051	
3800	Services	2001	1,592.46	0.00	1,592.46	2051	
3800	Services	2001	7,583.01	0.00	7,583.01	2051	
3800	Services	2001	4,335.18	0.00	4,335.18	2051	
3800	Services	2001	1,415.58	0.00	1,415.58	2051	
3800	Services	2001	362.21	0.00	362.21	2051	
3800	Services	2001	6,698.34	0.00	6,698.34	2051	
3800	Services	2001	1,490.87	0.00	1,490.87	2051	
3800	Services	2001	7,099.30	0.00	7,099.30	2051	
3800	Services	2001	4,058.65	0.00	4,058.65	2051	
3800	Services	2001	1,252.11	0.00	1,252.11	2051	
3800	Services	2001	320.38	0.00	320.38	2051	
3800	Services	2001	5,924.76	0.00	5,924.76	2051	
3800	Services	2001	1,318.70	0.00	1,318.70	2051	
3800	Services	2001	6,279.42	0.00	6,279.42	2051	
3800	Services	2001	3,589.92	0.00	3,589.92	2051	
3800	Services	2001	1,750.47	0.00	1,750.47	2051	
3800	Services	2001	447.89	0.00	447.89	2051	
3800	Services	2001	8,282.99	0.00	8,282.99	2051	
3800	Services	2001	1,843.58	0.00	1,843.58	2051	
3800	Services	2001	8,778.78	0.00	8,778.78	2051	
3800	Services	2001	5,018.80	0.00	5,018.80	2051	
3800	Services	2001	1,551.89	0.00	1,551.89	2051	
3800	Services	2001	397.08	0.00	397.08	2051	
3800	Services	2001	7,343.31	0.00	7,343.31	2051	
3800	Services	2001	1,634.43	0.00	1,634.43	2051	

3800	Services	2001	7,782.88	0.00	7,782.88	2051	Schedule ALP-2
3800	Services	2001	4,449.44	0.00	4,449.44	2051	
3800	Services	2002	8,917.15	0.00	8,917.15	2052	
3800	Services	2002	8,413.53	0.00	8,413.53	2052	
3800	Services	2002	5,097.90	0.00	5,097.90	2052	
3800	Services	2002	1,872.64	0.00	1,872.64	2052	
3800	Services	2002	1,778.06	0.00	1,778.06	2052	
3800	Services	2002	454.96	0.00	454.96	2052	
3800	Services	2002	8,447.24	0.00	8,447.24	2052	
3800	Services	2002	7,970.17	0.00	7,970.17	2052	
3800	Services	2002	4,829.26	0.00	4,829.26	2052	
3800	Services	2002	1,773.95	0.00	1,773.95	2052	
3800	Services	2002	1,684.36	0.00	1,684.36	2052	
3800	Services	2002	430.98	0.00	430.98	2052	
3800	Services	2002	7,796.59	0.00	7,796.59	2052	
3800	Services	2002	7,356.27	0.00	7,356.27	2052	
3800	Services	2002	4,457.29	0.00	4,457.29	2052	
3800	Services	2002	1,637.32	0.00	1,637.32	2052	
3800	Services	2002	1,554.62	0.00	1,554.62	2052	
3800	Services	2002	397.78	0.00	397.78	2052	
3800	Services	2002	8,546.41	0.00	8,546.41	2052	
3800	Services	2002	8,063.73	0.00	8,063.73	2052	
3800	Services	2002	4,885.96	0.00	4,885.96	2052	
3800	Services	2002	1,794.78	0.00	1,794.78	2052	
3800	Services	2002	1,704.14	0.00	1,704.14	2052	
3800	Services	2002	436.04	0.00	436.04	2052	
3800	Services	2002	7,666.00	0.00	7,666.00	2052	
3800	Services	2002	7,233.05	0.00	7,233.05	2052	
3800	Services	2002	4,382.62	0.00	4,382.62	2052	
3800	Services	2002	1,609.89	0.00	1,609.89	2052	
3800	Services	2002	1,528.58	0.00	1,528.58	2052	
3800	Services	2002	391.12	0.00	391.12	2052	
3800	Services	2002	7,235.85	0.00	7,235.85	2052	
3800	Services	2002	6,827.19	0.00	6,827.19	2052	
3800	Services	2002	4,136.71	0.00	4,136.71	2052	
3800	Services	2002	1,519.56	0.00	1,519.56	2052	
3800	Services	2002	1,442.82	0.00	1,442.82	2052	
3800	Services	2002	369.17	0.00	369.17	2052	
3800	Services	2002	8,274.89	0.00	8,274.89	2052	
3800	Services	2002	7,807.55	0.00	7,807.55	2052	
3800	Services	2002	4,730.73	0.00	4,730.73	2052	
3800	Services	2002	1,737.76	0.00	1,737.76	2052	
3800	Services	2002	1,650.00	0.00	1,650.00	2052	
3800	Services	2002	422.18	0.00	422.18	2052	
3800	Services	2002	8,001.85	0.00	8,001.85	2052	
3800	Services	2002	7,549.92	0.00	7,549.92	2052	
3800	Services	2002	4,574.63	0.00	4,574.63	2052	

3800	Services	2002	1,680.42	0.00	1,680.42	2052	Schedule ALP-2
3800	Services	2002	1,595.55	0.00	1,595.55	2052	
3800	Services	2002	408.25	0.00	408.25	2052	
3800	Services	2002	9,848.11	0.00	9,848.11	2052	
3800	Services	2002	9,291.92	0.00	9,291.92	2052	
3800	Services	2002	5,630.14	0.00	5,630.14	2052	
3800	Services	2002	2,068.14	0.00	2,068.14	2052	
3800	Services	2002	1,963.69	0.00	1,963.69	2052	
3800	Services	2002	502.45	0.00	502.45	2052	
3800	Services	2002	8,092.90	0.00	8,092.90	2052	
3800	Services	2002	7,635.83	0.00	7,635.83	2052	
3800	Services	2002	4,626.68	0.00	4,626.68	2052	
3800	Services	2002	1,699.54	0.00	1,699.54	2052	
3800	Services	2002	1,613.70	0.00	1,613.70	2052	
3800	Services	2002	412.90	0.00	412.90	2052	
3800	Services	2002	8,436.30	0.00	8,436.30	2052	
3800	Services	2002	7,959.85	0.00	7,959.85	2052	
3800	Services	2002	4,823.01	0.00	4,823.01	2052	
3800	Services	2002	1,771.65	0.00	1,771.65	2052	
3800	Services	2002	1,682.17	0.00	1,682.17	2052	
3800	Services	2002	430.42	0.00	430.42	2052	
3800	Services	2002	7,834.26	0.00	7,834.26	2052	
3800	Services	2002	7,391.80	0.00	7,391.80	2052	
3800	Services	2002	4,478.82	0.00	4,478.82	2052	
3800	Services	2002	1,645.22	0.00	1,645.22	2052	
3800	Services	2002	1,562.13	0.00	1,562.13	2052	
3800	Services	2002	399.70	0.00	399.70	2052	
3800	Services	2003	9,090.34	0.00	9,090.34	2053	
3800	Services	2003	8,576.95	0.00	8,576.95	2053	
3800	Services	2003	5,196.92	0.00	5,196.92	2053	
3800	Services	2003	1,909.01	0.00	1,909.01	2053	
3800	Services	2003	1,812.59	0.00	1,812.59	2053	
3800	Services	2003	463.79	0.00	463.79	2053	
3800	Services	2003	7,601.58	0.00	7,601.58	2053	
3800	Services	2003	7,172.27	0.00	7,172.27	2053	
3800	Services	2003	4,345.80	0.00	4,345.80	2053	
3800	Services	2003	1,596.36	0.00	1,596.36	2053	
3800	Services	2003	1,515.74	0.00	1,515.74	2053	
3800	Services	2003	387.84	0.00	387.84	2053	
3800	Services	2003	8,840.10	0.00	8,840.10	2053	
3800	Services	2003	8,340.84	0.00	8,340.84	2053	
3800	Services	2003	5,053.86	0.00	5,053.86	2053	
3800	Services	2003	1,856.46	0.00	1,856.46	2053	
3800	Services	2003	1,762.70	0.00	1,762.70	2053	
3800	Services	2003	451.03	0.00	451.03	2053	
3800	Services	2003	8,756.43	0.00	8,756.43	2053	
3800	Services	2003	8,261.89	0.00	8,261.89	2053	

3800	Services	2003	5,006.02	0.00	5,006.02	2053	Schedule ALP-2
3800	Services	2003	1,838.88	0.00	1,838.88	2053	
3800	Services	2003	1,746.01	0.00	1,746.01	2053	
3800	Services	2003	446.75	0.00	446.75	2053	
3800	Services	2003	9,160.11	0.00	9,160.11	2053	
3800	Services	2003	8,642.78	0.00	8,642.78	2053	
3800	Services	2003	5,236.80	0.00	5,236.80	2053	
3800	Services	2003	1,923.66	0.00	1,923.66	2053	
3800	Services	2003	1,826.51	0.00	1,826.51	2053	
3800	Services	2003	467.35	0.00	467.35	2053	
3800	Services	2003	7,797.32	0.00	7,797.32	2053	
3800	Services	2003	7,356.96	0.00	7,356.96	2053	
3800	Services	2003	4,457.70	0.00	4,457.70	2053	
3800	Services	2003	1,637.47	0.00	1,637.47	2053	
3800	Services	2003	1,554.76	0.00	1,554.76	2053	
3800	Services	2003	397.82	0.00	397.82	2053	
3800	Services	2003	9,501.28	0.00	9,501.28	2053	
3800	Services	2003	8,964.68	0.00	8,964.68	2053	
3800	Services	2003	5,431.85	0.00	5,431.85	2053	
3800	Services	2003	1,995.31	0.00	1,995.31	2053	
3800	Services	2003	1,894.53	0.00	1,894.53	2053	
3800	Services	2003	484.75	0.00	484.75	2053	
3800	Services	2003	8,951.60	0.00	8,951.60	2053	
3800	Services	2003	8,446.04	0.00	8,446.04	2053	
3800	Services	2003	5,117.60	0.00	5,117.60	2053	
3800	Services	2003	1,879.87	0.00	1,879.87	2053	
3800	Services	2003	1,784.92	0.00	1,784.92	2053	
3800	Services	2003	456.71	0.00	456.71	2053	
3800	Services	2003	6,988.90	0.00	6,988.90	2053	
3800	Services	2003	6,594.19	0.00	6,594.19	2053	
3800	Services	2003	3,995.53	0.00	3,995.53	2053	
3800	Services	2003	1,467.70	0.00	1,467.70	2053	
3800	Services	2003	1,393.57	0.00	1,393.57	2053	
3800	Services	2003	356.57	0.00	356.57	2053	
3800	Services	2003	12,505.15	0.00	12,505.15	2053	
3800	Services	2003	11,798.89	0.00	11,798.89	2053	
3800	Services	2003	7,149.15	0.00	7,149.15	2053	
3800	Services	2003	2,626.13	0.00	2,626.13	2053	
3800	Services	2003	2,493.49	0.00	2,493.49	2053	
3800	Services	2003	638.01	0.00	638.01	2053	
3800	Services	2003	10,391.67	0.00	10,391.67	2053	
3800	Services	2003	9,804.78	0.00	9,804.78	2053	
3800	Services	2003	5,940.88	0.00	5,940.88	2053	
3800	Services	2003	2,182.29	0.00	2,182.29	2053	
3800	Services	2003	2,072.07	0.00	2,072.07	2053	
3800	Services	2003	530.18	0.00	530.18	2053	
3800	Services	2003	10,987.17	0.00	10,987.17	2053	

3800	Services	2003	10,366.65	0.00	10,366.65	2053	Schedule ALP-2
3800	Services	2003	6,281.33	0.00	6,281.33	2053	
3800	Services	2003	2,307.35	0.00	2,307.35	2053	
3800	Services	2003	2,190.81	0.00	2,190.81	2053	
3800	Services	2003	560.56	0.00	560.56	2053	
3800	Services	2004	9,727.41	0.00	9,727.41	2054	
3800	Services	2004	9,178.04	0.00	9,178.04	2054	
3800	Services	2004	5,561.13	0.00	5,561.13	2054	
3800	Services	2004	2,042.80	0.00	2,042.80	2054	
3800	Services	2004	1,939.63	0.00	1,939.63	2054	
3800	Services	2004	496.29	0.00	496.29	2054	
3800	Services	2004	8,980.01	0.00	8,980.01	2054	
3800	Services	2004	8,472.85	0.00	8,472.85	2054	
3800	Services	2004	5,133.84	0.00	5,133.84	2054	
3800	Services	2004	1,885.84	0.00	1,885.84	2054	
3800	Services	2004	1,790.60	0.00	1,790.60	2054	
3800	Services	2004	458.16	0.00	458.16	2054	
3800	Services	2004	7,515.79	0.00	7,515.79	2054	
3800	Services	2004	7,091.33	0.00	7,091.33	2054	
3800	Services	2004	4,296.75	0.00	4,296.75	2054	
3800	Services	2004	1,578.35	0.00	1,578.35	2054	
3800	Services	2004	1,498.64	0.00	1,498.64	2054	
3800	Services	2004	383.46	0.00	383.46	2054	
3800	Services	2004	9,387.27	0.00	9,387.27	2054	
3800	Services	2004	8,857.11	0.00	8,857.11	2054	
3800	Services	2004	5,366.67	0.00	5,366.67	2054	
3800	Services	2004	1,971.36	0.00	1,971.36	2054	
3800	Services	2004	1,871.81	0.00	1,871.81	2054	
3800	Services	2004	478.94	0.00	478.94	2054	
3800	Services	2004	7,567.62	0.00	7,567.62	2054	
3800	Services	2004	7,140.23	0.00	7,140.23	2054	
3800	Services	2004	4,326.38	0.00	4,326.38	2054	
3800	Services	2004	1,589.23	0.00	1,589.23	2054	
3800	Services	2004	1,508.97	0.00	1,508.97	2054	
3800	Services	2004	386.10	0.00	386.10	2054	
3800	Services	2004	8,575.66	0.00	8,575.66	2054	
3800	Services	2004	8,091.34	0.00	8,091.34	2054	
3800	Services	2004	4,902.68	0.00	4,902.68	2054	
3800	Services	2004	1,800.92	0.00	1,800.92	2054	
3800	Services	2004	1,709.97	0.00	1,709.97	2054	
3800	Services	2004	437.53	0.00	437.53	2054	
3800	Services	2004	8,152.50	0.00	8,152.50	2054	
3800	Services	2004	7,692.08	0.00	7,692.08	2054	
3800	Services	2004	4,660.76	0.00	4,660.76	2054	
3800	Services	2004	1,712.06	0.00	1,712.06	2054	
3800	Services	2004	1,625.60	0.00	1,625.60	2054	
3800	Services	2004	415.94	0.00	415.94	2054	

3800	Services	2004	8,557.91	0.00	8,557.91	2054	Schedule ALP-2
3800	Services	2004	8,074.59	0.00	8,074.59	2054	
3800	Services	2004	4,892.53	0.00	4,892.53	2054	
3800	Services	2004	1,797.20	0.00	1,797.20	2054	
3800	Services	2004	1,706.43	0.00	1,706.43	2054	
3800	Services	2004	436.63	0.00	436.63	2054	
3800	Services	2004	10,197.81	0.00	10,197.81	2054	
3800	Services	2004	9,621.87	0.00	9,621.87	2054	
3800	Services	2004	5,830.05	0.00	5,830.05	2054	
3800	Services	2004	2,141.58	0.00	2,141.58	2054	
3800	Services	2004	2,033.43	0.00	2,033.43	2054	
3800	Services	2004	520.29	0.00	520.29	2054	
3800	Services	2004	9,006.93	0.00	9,006.93	2054	
3800	Services	2004	8,498.26	0.00	8,498.26	2054	
3800	Services	2004	5,149.23	0.00	5,149.23	2054	
3800	Services	2004	1,891.50	0.00	1,891.50	2054	
3800	Services	2004	1,795.96	0.00	1,795.96	2054	
3800	Services	2004	459.53	0.00	459.53	2054	
3800	Services	2004	9,045.94	0.00	9,045.94	2054	
3800	Services	2004	8,535.05	0.00	8,535.05	2054	
3800	Services	2004	5,171.53	0.00	5,171.53	2054	
3800	Services	2004	1,899.68	0.00	1,899.68	2054	
3800	Services	2004	1,803.73	0.00	1,803.73	2054	
3800	Services	2004	461.52	0.00	461.52	2054	
3800	Services	2004	8,386.12	0.00	8,386.12	2054	
3800	Services	2004	7,912.50	0.00	7,912.50	2054	
3800	Services	2004	4,794.31	0.00	4,794.31	2054	
3800	Services	2004	1,761.11	0.00	1,761.11	2054	
3800	Services	2004	1,672.17	0.00	1,672.17	2054	
3800	Services	2004	427.86	0.00	427.86	2054	
3800	Services	2005	9,485.75	0.00	9,485.75	2055	
3800	Services	2005	8,950.03	0.00	8,950.03	2055	
3800	Services	2005	5,422.97	0.00	5,422.97	2055	
3800	Services	2005	1,992.04	0.00	1,992.04	2055	
3800	Services	2005	1,891.43	0.00	1,891.43	2055	
3800	Services	2005	483.96	0.00	483.96	2055	
3800	Services	2005	6,758.32	0.00	6,758.32	2055	
3800	Services	2005	4,239.94	0.00	4,239.94	2055	
3800	Services	2005	224.45	0.00	224.45	2055	
3800	Services	2005	8,695.07	0.00	8,695.07	2055	
3800	Services	2005	8,204.01	0.00	8,204.01	2055	
3800	Services	2005	4,970.94	0.00	4,970.94	2055	
3800	Services	2005	1,826.00	0.00	1,826.00	2055	
3800	Services	2005	1,733.77	0.00	1,733.77	2055	
3800	Services	2005	443.62	0.00	443.62	2055	
3800	Services	2005	28,131.95	0.00	28,131.95	2055	
3800	Services	2005	17,649.04	0.00	17,649.04	2055	

3800	Services	2005	934.31	0.00	934.31	2055	Schedule ALP-2
3800	Services	2005	9,305.94	0.00	9,305.94	2055	
3800	Services	2005	8,780.37	0.00	8,780.37	2055	
3800	Services	2005	5,320.17	0.00	5,320.17	2055	
3800	Services	2005	1,954.29	0.00	1,954.29	2055	
3800	Services	2005	1,855.59	0.00	1,855.59	2055	
3800	Services	2005	474.79	0.00	474.79	2055	
3800	Services	2005	24,973.90	0.00	24,973.90	2055	
3800	Services	2005	15,667.78	0.00	15,667.78	2055	
3800	Services	2005	829.42	0.00	829.42	2055	
3800	Services	2005	8,950.89	0.00	8,950.89	2055	
3800	Services	2005	8,445.37	0.00	8,445.37	2055	
3800	Services	2005	5,117.19	0.00	5,117.19	2055	
3800	Services	2005	1,879.72	0.00	1,879.72	2055	
3800	Services	2005	1,784.78	0.00	1,784.78	2055	
3800	Services	2005	456.67	0.00	456.67	2055	
3800	Services	2005	9,276.07	0.00	9,276.07	2055	
3800	Services	2005	5,819.49	0.00	5,819.49	2055	
3800	Services	2005	308.07	0.00	308.07	2055	
3800	Services	2005	9,795.48	0.00	9,795.48	2055	
3800	Services	2005	9,242.26	0.00	9,242.26	2055	
3800	Services	2005	5,600.04	0.00	5,600.04	2055	
3800	Services	2005	2,057.09	0.00	2,057.09	2055	
3800	Services	2005	1,953.20	0.00	1,953.20	2055	
3800	Services	2005	499.77	0.00	499.77	2055	
3800	Services	2005	12,104.37	0.00	12,104.37	2055	
3800	Services	2005	7,593.87	0.00	7,593.87	2055	
3800	Services	2005	402.01	0.00	402.01	2055	
3800	Services	2005	9,394.83	0.00	9,394.83	2055	
3800	Services	2005	8,864.25	0.00	8,864.25	2055	
3800	Services	2005	5,371.00	0.00	5,371.00	2055	
3800	Services	2005	1,972.95	0.00	1,972.95	2055	
3800	Services	2005	1,873.30	0.00	1,873.30	2055	
3800	Services	2005	479.32	0.00	479.32	2055	
3800	Services	2005	9,198.06	0.00	9,198.06	2055	
3800	Services	2005	5,770.55	0.00	5,770.55	2055	
3800	Services	2005	305.48	0.00	305.48	2055	
3800	Services	2005	9,523.91	0.00	9,523.91	2055	
3800	Services	2005	8,986.04	0.00	8,986.04	2055	
3800	Services	2005	5,444.79	0.00	5,444.79	2055	
3800	Services	2005	2,000.06	0.00	2,000.06	2055	
3800	Services	2005	1,899.04	0.00	1,899.04	2055	
3800	Services	2005	485.91	0.00	485.91	2055	
3800	Services	2005	14,399.22	0.00	14,399.22	2055	
3800	Services	2005	9,033.59	0.00	9,033.59	2055	
3800	Services	2005	478.22	0.00	478.22	2055	
3800	Services	2005	11,258.46	0.00	11,258.46	2055	

3800	Services	2005	10,622.62	0.00	10,622.62	2055	Schedule ALP-2
3800	Services	2005	6,436.42	0.00	6,436.42	2055	
3800	Services	2005	2,364.32	0.00	2,364.32	2055	
3800	Services	2005	2,244.91	0.00	2,244.91	2055	
3800	Services	2005	574.40	0.00	574.40	2055	
3800	Services	2005	19,833.72	0.00	19,833.72	2055	
3800	Services	2005	12,443.01	0.00	12,443.01	2055	
3800	Services	2005	658.71	0.00	658.71	2055	
3800	Services	2005	9,352.27	0.00	9,352.27	2055	
3800	Services	2005	8,824.08	0.00	8,824.08	2055	
3800	Services	2005	5,346.65	0.00	5,346.65	2055	
3800	Services	2005	1,964.01	0.00	1,964.01	2055	
3800	Services	2005	1,864.82	0.00	1,864.82	2055	
3800	Services	2005	477.15	0.00	477.15	2055	
3800	Services	2005	10,174.29	0.00	10,174.29	2055	
3800	Services	2005	6,383.01	0.00	6,383.01	2055	
3800	Services	2005	337.90	0.00	337.90	2055	
3800	Services	2005	11,084.39	0.00	11,084.39	2055	
3800	Services	2005	10,458.37	0.00	10,458.37	2055	
3800	Services	2005	6,336.90	0.00	6,336.90	2055	
3800	Services	2005	2,327.77	0.00	2,327.77	2055	
3800	Services	2005	2,210.21	0.00	2,210.21	2055	
3800	Services	2005	565.53	0.00	565.53	2055	
3800	Services	2005	10,695.54	0.00	10,695.54	2055	
3800	Services	2005	6,710.02	0.00	6,710.02	2055	
3800	Services	2005	355.22	0.00	355.22	2055	
3800	Services	2005	10,889.80	0.00	10,889.80	2055	
3800	Services	2005	10,274.77	0.00	10,274.77	2055	
3800	Services	2005	6,225.66	0.00	6,225.66	2055	
3800	Services	2005	2,286.90	0.00	2,286.90	2055	
3800	Services	2005	2,171.40	0.00	2,171.40	2055	
3800	Services	2005	555.60	0.00	555.60	2055	
3800	Services	2005	9,390.79	0.00	9,390.79	2055	
3800	Services	2005	5,891.47	0.00	5,891.47	2055	
3800	Services	2005	311.88	0.00	311.88	2055	
3800	Services	2005	11,727.53	0.00	11,727.53	2055	
3800	Services	2005	11,065.19	0.00	11,065.19	2055	
3800	Services	2005	6,704.58	0.00	6,704.58	2055	
3800	Services	2005	2,462.83	0.00	2,462.83	2055	
3800	Services	2005	2,338.44	0.00	2,338.44	2055	
3800	Services	2005	598.34	0.00	598.34	2055	
3800	Services	2005	4,923.95	0.00	4,923.95	2055	
3800	Services	2005	3,089.12	0.00	3,089.12	2055	
3800	Services	2005	163.53	0.00	163.53	2055	
3800	Services	2006	10,257.35	0.00	10,257.35	2056	
3800	Services	2006	9,678.05	0.00	9,678.05	2056	
3800	Services	2006	5,864.09	0.00	5,864.09	2056	

3800	Services	2006	2,154.08	0.00	2,154.08	2056	Schedule ALP-2
3800	Services	2006	2,045.30	0.00	2,045.30	2056	
3800	Services	2006	523.33	0.00	523.33	2056	
3800	Services	2006	5,616.94	0.00	5,616.94	2056	
3800	Services	2006	3,523.88	0.00	3,523.88	2056	
3800	Services	2006	186.55	0.00	186.55	2056	
3800	Services	2006	4,787.18	0.00	4,787.18	2056	
3800	Services	2006	4,516.82	0.00	4,516.82	2056	
3800	Services	2006	2,736.82	0.00	2,736.82	2056	
3800	Services	2006	1,005.32	0.00	1,005.32	2056	
3800	Services	2006	954.56	0.00	954.56	2056	
3800	Services	2006	244.25	0.00	244.25	2056	
3800	Services	2006	5,887.19	0.00	5,887.19	2056	
3800	Services	2006	3,693.42	0.00	3,693.42	2056	
3800	Services	2006	195.52	0.00	195.52	2056	
3800	Services	2006	6,649.11	0.00	6,649.11	2056	
3800	Services	2006	6,273.59	0.00	6,273.59	2056	
3800	Services	2006	3,801.27	0.00	3,801.27	2056	
3800	Services	2006	1,396.34	0.00	1,396.34	2056	
3800	Services	2006	1,325.81	0.00	1,325.81	2056	
3800	Services	2006	339.23	0.00	339.23	2056	
3800	Services	2006	12,469.77	0.00	12,469.77	2056	
3800	Services	2006	10,564.59	0.00	10,564.59	2056	
3800	Services	2006	7,823.11	0.00	7,823.11	2056	
3800	Services	2006	6,627.87	0.00	6,627.87	2056	
3800	Services	2006	414.14	0.00	414.14	2056	
3800	Services	2006	350.87	0.00	350.87	2056	
3800	Services	2006	4,750.00	0.00	4,750.00	2056	
3800	Services	2006	4,481.73	0.00	4,481.73	2056	
3800	Services	2006	2,715.55	0.00	2,715.55	2056	
3800	Services	2006	997.52	0.00	997.52	2056	
3800	Services	2006	947.14	0.00	947.14	2056	
3800	Services	2006	242.34	0.00	242.34	2056	
3800	Services	2006	5,481.36	0.00	5,481.36	2056	
3800	Services	2006	3,438.82	0.00	3,438.82	2056	
3800	Services	2006	182.04	0.00	182.04	2056	
3800	Services	2006	5,294.65	0.00	5,294.65	2056	
3800	Services	2006	4,995.63	0.00	4,995.63	2056	
3800	Services	2006	3,026.94	0.00	3,026.94	2056	
3800	Services	2006	1,111.90	0.00	1,111.90	2056	
3800	Services	2006	1,055.74	0.00	1,055.74	2056	
3800	Services	2006	270.14	0.00	270.14	2056	
3800	Services	2006	8,496.73	0.00	8,496.73	2056	
3800	Services	2006	5,330.57	0.00	5,330.57	2056	
3800	Services	2006	282.19	0.00	282.19	2056	
3800	Services	2006	7,972.14	0.00	7,972.14	2056	
3800	Services	2006	7,521.90	0.00	7,521.90	2056	

3800	Services	2006	4,557.64	0.00	4,557.64	2056	Schedule ALP-2
3800	Services	2006	1,674.18	0.00	1,674.18	2056	
3800	Services	2006	1,589.62	0.00	1,589.62	2056	
3800	Services	2006	406.73	0.00	406.73	2056	
3800	Services	2006	7,327.62	0.00	7,327.62	2056	
3800	Services	2006	4,597.10	0.00	4,597.10	2056	
3800	Services	2006	243.36	0.00	243.36	2056	
3800	Services	2006	6,280.10	0.00	6,280.10	2056	
3800	Services	2006	5,925.42	0.00	5,925.42	2056	
3800	Services	2006	3,590.31	0.00	3,590.31	2056	
3800	Services	2006	1,318.85	0.00	1,318.85	2056	
3800	Services	2006	1,252.24	0.00	1,252.24	2056	
3800	Services	2006	320.41	0.00	320.41	2056	
3800	Services	2006	8,755.86	0.00	8,755.86	2056	
3800	Services	2006	5,493.12	0.00	5,493.12	2056	
3800	Services	2006	290.80	0.00	290.80	2056	
3800	Services	2006	223.56	0.00	223.56	2056	
3800	Services	2006	140.25	0.00	140.25	2056	
3800	Services	2006	7.43	0.00	7.43	2056	
3800	Services	2006	4,459.00	0.00	4,459.00	2056	
3800	Services	2006	4,207.17	0.00	4,207.17	2056	
3800	Services	2006	2,549.19	0.00	2,549.19	2056	
3800	Services	2006	936.41	0.00	936.41	2056	
3800	Services	2006	889.12	0.00	889.12	2056	
3800	Services	2006	227.50	0.00	227.50	2056	
3800	Services	2006	14,510.71	0.00	14,510.71	2056	
3800	Services	2006	9,103.53	0.00	9,103.53	2056	
3800	Services	2006	481.92	0.00	481.92	2056	
3800	Services	2006	7,796.38	0.00	7,796.38	2056	
3800	Services	2006	7,356.06	0.00	7,356.06	2056	
3800	Services	2006	4,457.16	0.00	4,457.16	2056	
3800	Services	2006	1,637.27	0.00	1,637.27	2056	
3800	Services	2006	1,554.58	0.00	1,554.58	2056	
3800	Services	2006	397.77	0.00	397.77	2056	
3800	Services	2006	10,363.19	0.00	10,363.19	2056	
3800	Services	2006	6,501.52	0.00	6,501.52	2056	
3800	Services	2006	344.18	0.00	344.18	2056	
3800	Services	2006	15.42	0.00	15.42	2056	
3800	Services	2006	9.69	0.00	9.69	2056	
3800	Services	2006	0.51	0.00	0.51	2056	
3800	Services	2006	8,655.19	0.00	8,655.19	2056	
3800	Services	2006	8,166.37	0.00	8,166.37	2056	
3800	Services	2006	4,948.14	0.00	4,948.14	2056	
3800	Services	2006	1,817.62	0.00	1,817.62	2056	
3800	Services	2006	1,725.82	0.00	1,725.82	2056	
3800	Services	2006	441.59	0.00	441.59	2056	
3800	Services	2006	13,177.80	0.00	13,177.80	2056	

3800	Services	2006	8,267.31	0.00	8,267.31	2056	Schedule ALP-2
3800	Services	2006	437.66	0.00	437.66	2056	
3800	Services	2006	5,025.88	0.00	5,025.88	2056	
3800	Services	2006	4,742.04	0.00	4,742.04	2056	
3800	Services	2006	2,873.27	0.00	2,873.27	2056	
3800	Services	2006	1,055.46	0.00	1,055.46	2056	
3800	Services	2006	1,002.15	0.00	1,002.15	2056	
3800	Services	2006	256.42	0.00	256.42	2056	
3800	Services	2006	6,882.37	0.00	6,882.37	2056	
3800	Services	2006	4,317.77	0.00	4,317.77	2056	
3800	Services	2006	228.57	0.00	228.57	2056	
3800	Services	2006	6,041.23	0.00	6,041.23	2056	
3800	Services	2006	5,700.04	0.00	5,700.04	2056	
3800	Services	2006	3,453.75	0.00	3,453.75	2056	
3800	Services	2006	1,268.68	0.00	1,268.68	2056	
3800	Services	2006	1,204.60	0.00	1,204.60	2056	
3800	Services	2006	308.22	0.00	308.22	2056	
3800	Services	2006	10,662.70	0.00	10,662.70	2056	
3800	Services	2006	6,689.42	0.00	6,689.42	2056	
3800	Services	2006	354.13	0.00	354.13	2056	
3800	Services	2007	7,109.53	0.00	7,109.53	2057	
3800	Services	2007	6,708.00	0.00	6,708.00	2057	
3800	Services	2007	4,064.49	0.00	4,064.49	2057	
3800	Services	2007	1,493.03	0.00	1,493.03	2057	
3800	Services	2007	1,417.63	0.00	1,417.63	2057	
3800	Services	2007	362.72	0.00	362.72	2057	
3800	Services	2007	6,679.69	0.00	6,679.69	2057	
3800	Services	2007	6,302.45	0.00	6,302.45	2057	
3800	Services	2007	3,818.76	0.00	3,818.76	2057	
3800	Services	2007	1,402.76	0.00	1,402.76	2057	
3800	Services	2007	1,331.92	0.00	1,331.92	2057	
3800	Services	2007	340.79	0.00	340.79	2057	
3800	Services	2007	7,567.75	0.00	7,567.75	2057	
3800	Services	2007	7,140.35	0.00	7,140.35	2057	
3800	Services	2007	4,326.45	0.00	4,326.45	2057	
3800	Services	2007	1,589.26	0.00	1,589.26	2057	
3800	Services	2007	1,509.00	0.00	1,509.00	2057	
3800	Services	2007	386.11	0.00	386.11	2057	
3800	Services	2007	15,329.25	0.00	15,329.25	2057	
3800	Services	2007	9,617.05	0.00	9,617.05	2057	
3800	Services	2007	509.11	0.00	509.11	2057	
3800	Services	2007	7,036.72	0.00	7,036.72	2057	
3800	Services	2007	6,639.31	0.00	6,639.31	2057	
3800	Services	2007	4,022.87	0.00	4,022.87	2057	
3800	Services	2007	1,477.74	0.00	1,477.74	2057	
3800	Services	2007	1,403.10	0.00	1,403.10	2057	
3800	Services	2007	359.01	0.00	359.01	2057	

3800	Services	2007	108,704.00		0.00	108,704.00	2057	Schedule ALP-2
3800	Services	2007	38,823.00		0.00	38,823.00	2057	
3800	Services	2007	5,701.60	2012	5,701.60	0.00		
3800	Services	2007	3,837.52		0.00	3,837.52	2057	
3800	Services	2007	1,990.02		0.00	1,990.02	2057	
3800	Services	2007	119.08		0.00	119.08	2057	
3800	Services	2007	6,802.47		0.00	6,802.47	2057	
3800	Services	2007	6,418.29		0.00	6,418.29	2057	
3800	Services	2007	3,888.94		0.00	3,888.94	2057	
3800	Services	2007	1,428.55		0.00	1,428.55	2057	
3800	Services	2007	1,356.40		0.00	1,356.40	2057	
3800	Services	2007	347.06		0.00	347.06	2057	
3800	Services	2007	11,497.39		0.00	11,497.39	2057	
3800	Services	2007	2,207.99		0.00	2,207.99	2057	
3800	Services	2007	2,668.53		0.00	2,668.53	2057	
3800	Services	2007	2,517.82		0.00	2,517.82	2057	
3800	Services	2007	1,525.58		0.00	1,525.58	2057	
3800	Services	2007	560.40		0.00	560.40	2057	
3800	Services	2007	532.10		0.00	532.10	2057	
3800	Services	2007	136.15		0.00	136.15	2057	
3800	Services	2007	19,117.05		0.00	19,117.05	2057	
3800	Services	2007	11,401.09		0.00	11,401.09	2057	
3800	Services	2007	467.42		0.00	467.42	2057	
3800	Services	2007	4,717.06		0.00	4,717.06	2057	
3800	Services	2007	4,450.66		0.00	4,450.66	2057	
3800	Services	2007	2,696.73		0.00	2,696.73	2057	
3800	Services	2007	990.60		0.00	990.60	2057	
3800	Services	2007	940.57		0.00	940.57	2057	
3800	Services	2007	240.66		0.00	240.66	2057	
3800	Services	2007	11,403.62		0.00	11,403.62	2057	
3800	Services	2007	7,615.66		0.00	7,615.66	2057	
3800	Services	2007	6,592.23		0.00	6,592.23	2057	
3800	Services	2007	6,219.92		0.00	6,219.92	2057	
3800	Services	2007	3,768.76		0.00	3,768.76	2057	
3800	Services	2007	1,384.39		0.00	1,384.39	2057	
3800	Services	2007	1,314.48		0.00	1,314.48	2057	
3800	Services	2007	336.33		0.00	336.33	2057	
3800	Services	2007	24,107.48		0.00	24,107.48	2057	
3800	Services	2007	4,099.21		0.00	4,099.21	2057	
3800	Services	2007	3,584.98		0.00	3,584.98	2057	
3800	Services	2007	3,382.51		0.00	3,382.51	2057	
3800	Services	2007	2,049.52		0.00	2,049.52	2057	
3800	Services	2007	752.86		0.00	752.86	2057	
3800	Services	2007	714.84		0.00	714.84	2057	
3800	Services	2007	182.90		0.00	182.90	2057	
3800	Services	2007	11,577.12		0.00	11,577.12	2057	
3800	Services	2007	4,233.70		0.00	4,233.70	2057	

3800	Services	2007	5,557.61	0.00	5,557.61	2057	Schedule ALP-2
3800	Services	2007	5,243.73	0.00	5,243.73	2057	
3800	Services	2007	3,177.27	0.00	3,177.27	2057	
3800	Services	2007	1,167.12	0.00	1,167.12	2057	
3800	Services	2007	1,108.18	0.00	1,108.18	2057	
3800	Services	2007	283.55	0.00	283.55	2057	
3800	Services	2007	36,900.00	0.00	36,900.00	2057	
3800	Services	2007	26,650.00	0.00	26,650.00	2057	
3800	Services	2007	4,734.68	0.00	4,734.68	2057	
3800	Services	2007	4,467.28	0.00	4,467.28	2057	
3800	Services	2007	2,706.80	0.00	2,706.80	2057	
3800	Services	2007	994.30	0.00	994.30	2057	
3800	Services	2007	944.09	0.00	944.09	2057	
3800	Services	2007	241.56	0.00	241.56	2057	
3800	Services	2007	34,850.00	0.00	34,850.00	2057	
3800	Services	2007	12,300.00	0.00	12,300.00	2057	
3800	Services	2007	3,912.04	0.00	3,912.04	2057	
3800	Services	2007	3,691.10	0.00	3,691.10	2057	
3800	Services	2007	2,236.50	0.00	2,236.50	2057	
3800	Services	2007	821.55	0.00	821.55	2057	
3800	Services	2007	780.05	0.00	780.05	2057	
3800	Services	2007	199.59	0.00	199.59	2057	
3800	Services	2007	32,800.00	0.00	32,800.00	2057	
3800	Services	2007	28,700.00	0.00	28,700.00	2057	
3800	Services	2008	8,376.61	0.00	8,376.61	2058	
3800	Services	2008	7,903.53	0.00	7,903.53	2058	
3800	Services	2008	4,788.88	0.00	4,788.88	2058	
3800	Services	2008	1,759.12	0.00	1,759.12	2058	
3800	Services	2008	1,670.28	0.00	1,670.28	2058	
3800	Services	2008	427.37	0.00	427.37	2058	
3800	Services	2008	15,366.54	0.00	15,366.54	2058	
3800	Services	2008	14,350.00	0.00	14,350.00	2058	
3800	Services	2008	12,300.00	0.00	12,300.00	2058	
3800	Services	2008	8,024.87	0.00	8,024.87	2058	
3800	Services	2008	7,571.65	0.00	7,571.65	2058	
3800	Services	2008	4,587.79	0.00	4,587.79	2058	
3800	Services	2008	1,685.25	0.00	1,685.25	2058	
3800	Services	2008	1,600.14	0.00	1,600.14	2058	
3800	Services	2008	409.42	0.00	409.42	2058	
3800	Services	2008	10,250.00	0.00	10,250.00	2058	
3800	Services	2008	2,050.00	0.00	2,050.00	2058	
3800	Services	2008	5,528.48	0.00	5,528.48	2058	
3800	Services	2008	5,216.25	0.00	5,216.25	2058	
3800	Services	2008	3,160.61	0.00	3,160.61	2058	
3800	Services	2008	1,161.00	0.00	1,161.00	2058	
3800	Services	2008	1,102.37	0.00	1,102.37	2058	
3800	Services	2008	282.06	0.00	282.06	2058	

3800	Services	2008	48,197.14	0.00	48,197.14	2058	Schedule ALP-2
3800	Services	2008	332.14	0.00	332.14	2058	
3800	Services	2008	2.34	0.00	2.34	2058	
3800	Services	2008	6,991.38	0.00	6,991.38	2058	
3800	Services	2008	6,596.53	0.00	6,596.53	2058	
3800	Services	2008	3,996.95	0.00	3,996.95	2058	
3800	Services	2008	1,468.22	0.00	1,468.22	2058	
3800	Services	2008	1,394.07	0.00	1,394.07	2058	
3800	Services	2008	356.70	0.00	356.70	2058	
3800	Services	2008	14,350.00	0.00	14,350.00	2058	
3800	Services	2008	8,200.00	0.00	8,200.00	2058	
3800	Services	2008	6,564.46	0.00	6,564.46	2058	
3800	Services	2008	6,193.73	0.00	6,193.73	2058	
3800	Services	2008	3,752.88	0.00	3,752.88	2058	
3800	Services	2008	1,378.56	0.00	1,378.56	2058	
3800	Services	2008	1,308.93	0.00	1,308.93	2058	
3800	Services	2008	334.92	0.00	334.92	2058	
3800	Services	2008	12,300.00	0.00	12,300.00	2058	
3800	Services	2008	6,150.00	0.00	6,150.00	2058	
3800	Services	2008	4,784.78	0.00	4,784.78	2058	
3800	Services	2008	4,514.56	0.00	4,514.56	2058	
3800	Services	2008	2,735.44	0.00	2,735.44	2058	
3800	Services	2008	1,004.82	0.00	1,004.82	2058	
3800	Services	2008	954.07	0.00	954.07	2058	
3800	Services	2008	244.12	0.00	244.12	2058	
3800	Services	2008	2,050.00	0.00	2,050.00	2058	
3800	Services	2008	2,050.00	0.00	2,050.00	2058	
3800	Services	2008	4,913.17	0.00	4,913.17	2058	
3800	Services	2008	4,635.69	0.00	4,635.69	2058	
3800	Services	2008	2,808.84	0.00	2,808.84	2058	
3800	Services	2008	1,031.78	0.00	1,031.78	2058	
3800	Services	2008	979.68	0.00	979.68	2058	
3800	Services	2008	250.67	0.00	250.67	2058	
3800	Services	2008	8,200.00	0.00	8,200.00	2058	
3800	Services	2008	2,050.00	0.00	2,050.00	2058	
3800	Services	2008	6,682.25	0.00	6,682.25	2058	
3800	Services	2008	6,304.86	0.00	6,304.86	2058	
3800	Services	2008	3,820.22	0.00	3,820.22	2058	
3800	Services	2008	1,403.30	0.00	1,403.30	2058	
3800	Services	2008	1,332.42	0.00	1,332.42	2058	
3800	Services	2008	340.93	0.00	340.93	2058	
3800	Services	2008	60,164.24	0.00	60,164.24	2058	
3800	Services	2008	11,284.79	0.00	11,284.79	2058	
3800	Services	2008	3,022.01	0.00	3,022.01	2058	
3800	Services	2008	226.14	0.00	226.14	2058	
3800	Services	2008	48.39	0.00	48.39	2058	
3800	Services	2008	2,669.28	0.00	2,669.28	2058	

3800	Services	2008	2,518.52	0.00	2,518.52	2058	Schedule ALP-2
3800	Services	2008	1,526.02	0.00	1,526.02	2058	
3800	Services	2008	560.56	0.00	560.56	2058	
3800	Services	2008	532.25	0.00	532.25	2058	
3800	Services	2008	136.19	0.00	136.19	2058	
3800	Services	2008	75,338.88	0.00	75,338.88	2058	
3800	Services	2008	47,619.13	0.00	47,619.13	2058	
3800	Services	2008	906.13	0.00	906.13	2058	
3800	Services	2008	461.53	0.00	461.53	2058	
3800	Services	2008	7,807.20	0.00	7,807.20	2058	
3800	Services	2008	7,366.27	0.00	7,366.27	2058	
3800	Services	2008	4,463.35	0.00	4,463.35	2058	
3800	Services	2008	1,639.54	0.00	1,639.54	2058	
3800	Services	2008	1,556.74	0.00	1,556.74	2058	
3800	Services	2008	398.32	0.00	398.32	2058	
3800	Services	2008	37,898.75	0.00	37,898.75	2058	
3800	Services	2008	37,626.05	0.00	37,626.05	2058	
3800	Services	2008	16,081.03	0.00	16,081.03	2058	
3800	Services	2008	7,442.58	0.00	7,442.58	2058	
3800	Services	2008	7,022.24	0.00	7,022.24	2058	
3800	Services	2008	4,254.89	0.00	4,254.89	2058	
3800	Services	2008	1,562.98	0.00	1,562.98	2058	
3800	Services	2008	1,484.03	0.00	1,484.03	2058	
3800	Services	2008	379.71	0.00	379.71	2058	
3800	Services	2008	32,051.72	0.00	32,051.72	2058	
3800	Services	2008	17,418.50	0.00	17,418.50	2058	
3800	Services	2008	6,194.64	0.00	6,194.64	2058	
3800	Services	2008	6,775.63	0.00	6,775.63	2058	
3800	Services	2008	6,392.97	0.00	6,392.97	2058	
3800	Services	2008	3,873.61	0.00	3,873.61	2058	
3800	Services	2008	1,422.91	0.00	1,422.91	2058	
3800	Services	2008	1,351.04	0.00	1,351.04	2058	
3800	Services	2008	345.70	0.00	345.70	2058	
3800	Services	2008	103,304.08	0.00	103,304.08	2058	
3800	Services	2008	8,088.28	0.00	8,088.28	2058	
3800	Services	2008	3,583.27	0.00	3,583.27	2058	
3800	Services	2009	6,716.47	0.00	6,716.47	2059	
3800	Services	2009	6,337.14	0.00	6,337.14	2059	
3800	Services	2009	3,839.78	0.00	3,839.78	2059	
3800	Services	2009	1,410.49	0.00	1,410.49	2059	
3800	Services	2009	1,339.24	0.00	1,339.24	2059	
3800	Services	2009	342.67	0.00	342.67	2059	
3800	Services	2009	46,193.08	0.00	46,193.08	2059	
3800	Services	2009	3,933.88	0.00	3,933.88	2059	
3800	Services	2009	2,550.90	0.00	2,550.90	2059	
3800	Services	2009	2,455.75	0.00	2,455.75	2059	
3800	Services	2009	1,037.33	0.00	1,037.33	2059	

3800	Services	2009	444.16	0.00	444.16	2059	Schedule ALP-2
3800	Services	2009	32.71	0.00	32.71	2059	
3800	Services	2009	4,931.22	0.00	4,931.22	2059	
3800	Services	2009	4,652.72	0.00	4,652.72	2059	
3800	Services	2009	2,819.17	0.00	2,819.17	2059	
3800	Services	2009	1,035.57	0.00	1,035.57	2059	
3800	Services	2009	983.27	0.00	983.27	2059	
3800	Services	2009	251.59	0.00	251.59	2059	
3800	Services	2009	24,484.76	0.00	24,484.76	2059	
3800	Services	2009	12,384.52	0.00	12,384.52	2059	
3800	Services	2009	11,606.87	0.00	11,606.87	2059	
3800	Services	2009	11,266.10	0.00	11,266.10	2059	
3800	Services	2009	6,382.50	0.00	6,382.50	2059	
3800	Services	2009	4,512.11	0.00	4,512.11	2059	
3800	Services	2009	5,973.30	0.00	5,973.30	2059	
3800	Services	2009	5,635.95	0.00	5,635.95	2059	
3800	Services	2009	3,414.92	0.00	3,414.92	2059	
3800	Services	2009	1,254.42	0.00	1,254.42	2059	
3800	Services	2009	1,191.06	0.00	1,191.06	2059	
3800	Services	2009	304.76	0.00	304.76	2059	
3800	Services	2009	77,350.69	0.00	77,350.69	2059	
3800	Services	2009	52,817.15	0.00	52,817.15	2059	
3800	Services	2009	13,676.65	0.00	13,676.65	2059	
3800	Services	2009	11,131.76	0.00	11,131.76	2059	
3800	Services	2009	7,996.90	0.00	7,996.90	2059	
3800	Services	2009	7,647.27	0.00	7,647.27	2059	
3800	Services	2009	4,602.96	0.00	4,602.96	2059	
3800	Services	2009	1,281.35	0.00	1,281.35	2059	
3800	Services	2009	665.58	0.00	665.58	2059	
3800	Services	2009	5,723.69	0.00	5,723.69	2059	
3800	Services	2009	5,400.43	0.00	5,400.43	2059	
3800	Services	2009	3,272.21	0.00	3,272.21	2059	
3800	Services	2009	1,201.99	0.00	1,201.99	2059	
3800	Services	2009	1,141.29	0.00	1,141.29	2059	
3800	Services	2009	292.02	0.00	292.02	2059	
3800	Services	2009	6,225.45	0.00	6,225.45	2059	
3800	Services	2009	5,873.86	0.00	5,873.86	2059	
3800	Services	2009	3,559.06	0.00	3,559.06	2059	
3800	Services	2009	1,307.37	0.00	1,307.37	2059	
3800	Services	2009	1,241.34	0.00	1,241.34	2059	
3800	Services	2009	317.62	0.00	317.62	2059	
3800	Services	2009	7,405.94	0.00	7,405.94	2059	
3800	Services	2009	6,987.68	0.00	6,987.68	2059	
3800	Services	2009	4,233.95	0.00	4,233.95	2059	
3800	Services	2009	1,555.28	0.00	1,555.28	2059	
3800	Services	2009	1,476.73	0.00	1,476.73	2059	
3800	Services	2009	377.85	0.00	377.85	2059	

3800	Services	2009	14,509.83	0.00	14,509.83	2059	Schedule ALP-2
3800	Services	2009	14,127.23	0.00	14,127.23	2059	
3800	Services	2009	2,440.85	0.00	2,440.85	2059	
3800	Services	2009	5,908.67	0.00	5,908.67	2059	
3800	Services	2009	5,574.97	0.00	5,574.97	2059	
3800	Services	2009	3,377.97	0.00	3,377.97	2059	
3800	Services	2009	1,240.85	0.00	1,240.85	2059	
3800	Services	2009	1,178.18	0.00	1,178.18	2059	
3800	Services	2009	301.46	0.00	301.46	2059	
3800	Services	2009	19,302.66	0.00	19,302.66	2059	
3800	Services	2009	15,054.73	0.00	15,054.73	2059	
3800	Services	2009	5,536.09	0.00	5,536.09	2059	
3800	Services	2009	7,171.92	0.00	7,171.92	2059	
3800	Services	2009	6,766.87	0.00	6,766.87	2059	
3800	Services	2009	4,100.16	0.00	4,100.16	2059	
3800	Services	2009	1,506.14	0.00	1,506.14	2059	
3800	Services	2009	1,430.06	0.00	1,430.06	2059	
3800	Services	2009	365.91	0.00	365.91	2059	
3800	Services	2009	8,338.74	0.00	8,338.74	2059	
3800	Services	2009	7,411.76	0.00	7,411.76	2059	
3800	Services	2009	2,910.20	0.00	2,910.20	2059	
3800	Services	2009	55,986.91	0.00	55,986.91	2059	
3800	Services	2009	3,320.31	0.00	3,320.31	2059	
3800	Services	2009	3,132.79	0.00	3,132.79	2059	
3800	Services	2009	1,898.21	0.00	1,898.21	2059	
3800	Services	2009	697.28	0.00	697.28	2059	
3800	Services	2009	662.06	0.00	662.06	2059	
3800	Services	2009	169.40	0.00	169.40	2059	
3800	Services	2009	18,655.17	0.00	18,655.17	2059	
3800	Services	2009	6,963.86	0.00	6,963.86	2059	
3800	Services	2009	3,350.53	0.00	3,350.53	2059	
3800	Services	2009	28,745.97	0.00	28,745.97	2059	
3800	Services	2009	1,704.78	0.00	1,704.78	2059	
3800	Services	2009	1,608.50	0.00	1,608.50	2059	
3800	Services	2009	974.62	0.00	974.62	2059	
3800	Services	2009	358.01	0.00	358.01	2059	
3800	Services	2009	339.93	0.00	339.93	2059	
3800	Services	2009	86.98	0.00	86.98	2059	
3800	Services	2009	14,839.66	0.00	14,839.66	2059	
3800	Services	2009	14,623.28	0.00	14,623.28	2059	
3800	Services	2009	3,976.84	0.00	3,976.84	2059	
3800	Services	2009	37,153.60	0.00	37,153.60	2059	
3800	Services	2009	2,203.40	0.00	2,203.40	2059	
3800	Services	2009	2,078.96	0.00	2,078.96	2059	
3800	Services	2009	1,259.67	0.00	1,259.67	2059	
3800	Services	2009	462.72	0.00	462.72	2059	
3800	Services	2009	439.35	0.00	439.35	2059	

3800	Services	2009	112.41	0.00	112.41	2059	Schedule ALP-2
3800	Services	2009	46,551.42	0.00	46,551.42	2059	
3800	Services	2009	13,811.63	0.00	13,811.63	2059	
3800	Services	2009	11,548.17	0.00	11,548.17	2059	
3800	Services	2009	4,024.72	0.00	4,024.72	2059	
3800	Services	2009	3,471.77	0.00	3,471.77	2059	
3800	Services	2009	27,713.31	0.00	27,713.31	2059	
3800	Services	2009	1,643.54	0.00	1,643.54	2059	
3800	Services	2009	1,550.72	0.00	1,550.72	2059	
3800	Services	2009	939.61	0.00	939.61	2059	
3800	Services	2009	345.15	0.00	345.15	2059	
3800	Services	2009	327.72	0.00	327.72	2059	
3800	Services	2009	83.85	0.00	83.85	2059	
3800	Services	2009	320,099.13	0.00	320,099.13	2059	
3800	Services	2009	28,213.91	0.00	28,213.91	2059	
3800	Services	2009	14,396.86	0.00	14,396.86	2059	
3800	Services	2009	14,152.77	0.00	14,152.77	2059	
3800	Services	2009	4,521.78	0.00	4,521.78	2059	
3800	Services	2010	37,074.59	0.00	37,074.59	2060	
3800	Services	2010	2,198.71	0.00	2,198.71	2060	
3800	Services	2010	2,074.54	0.00	2,074.54	2060	
3800	Services	2010	1,257.00	0.00	1,257.00	2060	
3800	Services	2010	461.73	0.00	461.73	2060	
3800	Services	2010	438.42	0.00	438.42	2060	
3800	Services	2010	112.17	0.00	112.17	2060	
3800	Services	2010	278,526.59	0.00	278,526.59	2060	
3800	Services	2010	19,413.85	0.00	19,413.85	2060	
3800	Services	2010	21,955.33	0.00	21,955.33	2060	
3800	Services	2010	6,352.48	0.00	6,352.48	2060	
3800	Services	2010	5,993.71	0.00	5,993.71	2060	
3800	Services	2010	3,631.69	0.00	3,631.69	2060	
3800	Services	2010	1,334.05	0.00	1,334.05	2060	
3800	Services	2010	1,266.67	0.00	1,266.67	2060	
3800	Services	2010	324.10	0.00	324.10	2060	
3800	Services	2010	218,907.67	0.00	218,907.67	2060	
3800	Services	2010	17,142.22	0.00	17,142.22	2060	
3800	Services	2010	851.95	0.00	851.95	2060	
3800	Services	2010	48,279.88	0.00	48,279.88	2060	
3800	Services	2010	2,863.25	0.00	2,863.25	2060	
3800	Services	2010	2,701.53	0.00	2,701.53	2060	
3800	Services	2010	1,636.90	0.00	1,636.90	2060	
3800	Services	2010	601.29	0.00	601.29	2060	
3800	Services	2010	570.93	0.00	570.93	2060	
3800	Services	2010	146.08	0.00	146.08	2060	
3800	Services	2010	214,748.40	0.00	214,748.40	2060	
3800	Services	2010	20,680.28	0.00	20,680.28	2060	
3800	Services	2010	17,871.98	0.00	17,871.98	2060	

3800	Services	2010	16,130.18	0.00	16,130.18	2060	Schedule ALP-2
3800	Services	2010	6,621.58	0.00	6,621.58	2060	
3800	Services	2010	36,170.23	0.00	36,170.23	2060	
3800	Services	2010	2,145.08	0.00	2,145.08	2060	
3800	Services	2010	2,023.93	0.00	2,023.93	2060	
3800	Services	2010	1,226.33	0.00	1,226.33	2060	
3800	Services	2010	450.47	0.00	450.47	2060	
3800	Services	2010	427.73	0.00	427.73	2060	
3800	Services	2010	109.44	0.00	109.44	2060	
3800	Services	2010	102,314.19	0.00	102,314.19	2060	
3800	Services	2010	6,067.75	0.00	6,067.75	2060	
3800	Services	2010	5,725.06	0.00	5,725.06	2060	
3800	Services	2010	3,468.91	0.00	3,468.91	2060	
3800	Services	2010	1,274.25	0.00	1,274.25	2060	
3800	Services	2010	1,209.90	0.00	1,209.90	2060	
3800	Services	2010	309.57	0.00	309.57	2060	
3800	Services	2010	8,548.71	0.00	8,548.71	2060	
3800	Services	2010	266.25	0.00	266.25	2060	
3800	Services	2010	54,025.28	0.00	54,025.28	2060	
3800	Services	2010	3,203.97	0.00	3,203.97	2060	
3800	Services	2010	3,023.03	0.00	3,023.03	2060	
3800	Services	2010	1,831.70	0.00	1,831.70	2060	
3800	Services	2010	672.85	0.00	672.85	2060	
3800	Services	2010	638.86	0.00	638.86	2060	
3800	Services	2010	163.47	0.00	163.47	2060	
3800	Services	2010	8,777.15	0.00	8,777.15	2060	
3800	Services	2010	2,570.73	0.00	2,570.73	2060	
3800	Services	2010	116,613.40	0.00	116,613.40	2060	
3800	Services	2010	6,915.77	0.00	6,915.77	2060	
3800	Services	2010	6,525.19	0.00	6,525.19	2060	
3800	Services	2010	3,953.72	0.00	3,953.72	2060	
3800	Services	2010	1,452.34	0.00	1,452.34	2060	
3800	Services	2010	1,378.99	0.00	1,378.99	2060	
3800	Services	2010	352.84	0.00	352.84	2060	
3800	Services	2010	49,644.54	0.00	49,644.54	2060	
3800	Services	2010	2,944.17	0.00	2,944.17	2060	
3800	Services	2010	2,777.90	0.00	2,777.90	2060	
3800	Services	2010	1,683.17	0.00	1,683.17	2060	
3800	Services	2010	618.29	0.00	618.29	2060	
3800	Services	2010	587.06	0.00	587.06	2060	
3800	Services	2010	150.21	0.00	150.21	2060	
3800	Services	2010	4,890.95	0.00	4,890.95	2060	
3800	Services	2010	196,040.17	0.00	196,040.17	2060	
3800	Services	2010	11,626.17	0.00	11,626.17	2060	
3800	Services	2010	10,969.57	0.00	10,969.57	2060	
3800	Services	2010	6,646.64	0.00	6,646.64	2060	
3800	Services	2010	2,441.54	0.00	2,441.54	2060	

3800	Services	2010	2,318.23	0.00	2,318.23	2060	Schedule ALP-2
3800	Services	2010	593.17	0.00	593.17	2060	
3800	Services	2010	1,309.19	0.00	1,309.19	2060	
3800	Services	2010	72,156.33	0.00	72,156.33	2060	
3800	Services	2010	4,279.23	0.00	4,279.23	2060	
3800	Services	2010	4,037.56	0.00	4,037.56	2060	
3800	Services	2010	2,446.43	0.00	2,446.43	2060	
3800	Services	2010	898.65	0.00	898.65	2060	
3800	Services	2010	853.27	0.00	853.27	2060	
3800	Services	2010	218.33	0.00	218.33	2060	
3800	Services	2010	218,766.60	0.00	218,766.60	2060	
3800	Services	2010	41,071.33	0.00	41,071.33	2060	
3800	Services	2010	39,817.18	0.00	39,817.18	2060	
3800	Services	2010	30,779.54	0.00	30,779.54	2060	
3800	Services	2010	16,180.63	0.00	16,180.63	2060	
3800	Services	2010	104,207.26	0.00	104,207.26	2060	
3800	Services	2010	6,180.02	0.00	6,180.02	2060	
3800	Services	2010	5,830.99	0.00	5,830.99	2060	
3800	Services	2010	3,533.09	0.00	3,533.09	2060	
3800	Services	2010	1,297.83	0.00	1,297.83	2060	
3800	Services	2010	1,232.28	0.00	1,232.28	2060	
3800	Services	2010	315.31	0.00	315.31	2060	
3800	Services	2010	154,007.52	0.00	154,007.52	2060	
3800	Services	2010	4,644.61	0.00	4,644.61	2060	
3800	Services	2010	4,406.74	0.00	4,406.74	2060	
3800	Services	2010	3,569.61	0.00	3,569.61	2060	
3800	Services	2010	3,244.80	0.00	3,244.80	2060	
3800	Services	2010	305,709.46	0.00	305,709.46	2060	
3800	Services	2010	11,994.74	0.00	11,994.74	2060	
3800	Services	2010	11,317.32	0.00	11,317.32	2060	
3800	Services	2010	6,857.35	0.00	6,857.35	2060	
3800	Services	2010	2,518.95	0.00	2,518.95	2060	
3800	Services	2010	2,391.72	0.00	2,391.72	2060	
3800	Services	2010	611.97	0.00	611.97	2060	
3800	Services	2010	184,190.20	0.00	184,190.20	2060	
3800	Services	2010	29,971.74	0.00	29,971.74	2060	
3800	Services	2010	29,270.88	0.00	29,270.88	2060	
3800	Services	2010	22,926.97	0.00	22,926.97	2060	
3800	Services	2010	9,249.38	0.00	9,249.38	2060	
3800	Services	2011	99,692.59	0.00	99,692.59	2061	
3800	Services	2011	22,375.04	0.00	22,375.04	2061	
3800	Services	2011	18,678.86	0.00	18,678.86	2061	
3800	Services	2011	18,678.86	0.00	18,678.86	2061	
3800	Services	2011	18,415.16	0.00	18,415.16	2061	
3800	Services	2011	6,138.39	0.00	6,138.39	2061	
3800	Services	2011	4,669.72	0.00	4,669.72	2061	
3800	Services	2011	4,669.72	0.00	4,669.72	2061	

3800	Services	2011	18,840.10	0.00	18,840.10	2061	Schedule ALP-2
3800	Services	2011	126,771.87	0.00	126,771.87	2061	
3800	Services	2011	57,144.07	0.00	57,144.07	2061	
3800	Services	2011	10,714.51	0.00	10,714.51	2061	
3800	Services	2011	3,571.50	0.00	3,571.50	2061	
3800	Services	2011	2,510.44	0.00	2,510.44	2061	
3800	Services	2011	2,510.44	0.00	2,510.44	2061	
3800	Services	2011	627.61	0.00	627.61	2061	
3800	Services	2011	627.61	0.00	627.61	2061	
3800	Services	2011	38,810.73	0.00	38,810.73	2061	
3800	Services	2011	4,363.42	0.00	4,363.42	2061	
3800	Services	2011	681,510.72	0.00	681,510.72	2061	
3800	Services	2011	11,121.12	0.00	11,121.12	2061	
3800	Services	2011	4,486.14	0.00	4,486.14	2061	
3800	Services	2011	4,486.14	0.00	4,486.14	2061	
3800	Services	2011	2,085.21	0.00	2,085.21	2061	
3800	Services	2011	1,121.53	0.00	1,121.53	2061	
3800	Services	2011	1,121.53	0.00	1,121.53	2061	
3800	Services	2011	695.07	0.00	695.07	2061	
3800	Services	2011	43,776.44	0.00	43,776.44	2061	
3800	Services	2011	10,135.64	0.00	10,135.64	2061	
3800	Services	2011	562,015.13	0.00	562,015.13	2061	
3800	Services	2011	11,714.96	0.00	11,714.96	2061	
3800	Services	2011	2,196.55	0.00	2,196.55	2061	
3800	Services	2011	1,495.61	0.00	1,495.61	2061	
3800	Services	2011	1,495.61	0.00	1,495.61	2061	
3800	Services	2011	732.18	0.00	732.18	2061	
3800	Services	2011	373.90	0.00	373.90	2061	
3800	Services	2011	373.90	0.00	373.90	2061	
3800	Services	2011	44,063.45	0.00	44,063.45	2061	
3800	Services	2011	19,334.04	0.00	19,334.04	2061	
3800	Services	2011	278,667.80	0.00	278,667.80	2061	
3800	Services	2011	6,213.66	0.00	6,213.66	2061	
3800	Services	2011	705.44	0.00	705.44	2061	
3800	Services	2011	176.36	0.00	176.36	2061	
3800	Services	2011	176.36	0.00	176.36	2061	
3800	Services	2011	173,387.44	0.00	173,387.44	2061	
3800	Services	2011	28,722.41	0.00	28,722.41	2061	
3800	Services	2011	8,086.58	0.00	8,086.58	2061	
3800	Services	2011	8,086.58	0.00	8,086.58	2061	
3800	Services	2011	5,227.81	0.00	5,227.81	2061	
3800	Services	2011	2,021.64	0.00	2,021.64	2061	
3800	Services	2011	2,021.64	0.00	2,021.64	2061	
3800	Services	2011	1,742.60	0.00	1,742.60	2061	
3800	Services	2011	67,685.93	0.00	67,685.93	2061	
3800	Services	2011	32,072.07	0.00	32,072.07	2061	
3800	Services	2011	4,122.47	0.00	4,122.47	2061	

3800	Services	2011	4,122.47	0.00	4,122.47	2061	Schedule ALP-2
3800	Services	2011	991.34	0.00	991.34	2061	
3800	Services	2011	907.66	0.00	907.66	2061	
3800	Services	2011	340.37	0.00	340.37	2061	
3800	Services	2011	113.46	0.00	113.46	2061	
3800	Services	2011	106,519.93	0.00	106,519.93	2061	
3800	Services	2011	5,776.16	0.00	5,776.16	2061	
3800	Services	2011	9,887.29	0.00	9,887.29	2061	
3800	Services	2011	4,943.65	0.00	4,943.65	2061	
3800	Services	2011	4,943.65	0.00	4,943.65	2061	
3800	Services	2011	1,853.87	0.00	1,853.87	2061	
3800	Services	2011	1,235.91	0.00	1,235.91	2061	
3800	Services	2011	1,235.91	0.00	1,235.91	2061	
3800	Services	2011	617.96	0.00	617.96	2061	
3800	Services	2011	23,325.10	0.00	23,325.10	2061	
3800	Services	2011	62,849.76	0.00	62,849.76	2061	
3800	Services	2011	31,424.88	0.00	31,424.88	2061	
3800	Services	2011	31,424.88	0.00	31,424.88	2061	
3800	Services	2011	11,784.33	0.00	11,784.33	2061	
3800	Services	2011	7,856.22	0.00	7,856.22	2061	
3800	Services	2011	7,856.22	0.00	7,856.22	2061	
3800	Services	2011	3,928.11	0.00	3,928.11	2061	
3800	Services	2011	79,924.59	0.00	79,924.59	2061	
3800	Services	2011	117,686.71	0.00	117,686.71	2061	
3800	Services	2011	58,843.36	0.00	58,843.36	2061	
3800	Services	2011	58,843.10	0.00	58,843.10	2061	
3800	Services	2011	22,066.26	0.00	22,066.26	2061	
3800	Services	2011	14,710.84	0.00	14,710.84	2061	
3800	Services	2011	14,710.84	0.00	14,710.84	2061	
3800	Services	2011	7,355.42	0.00	7,355.42	2061	
3800	Services	2011	63,564.53	0.00	63,564.53	2061	
3800	Services	2011	48,607.73	0.00	48,607.73	2061	
3800	Services	2011	27,530.92	0.00	27,530.92	2061	
3800	Services	2011	23,545.40	0.00	23,545.40	2061	
3800	Services	2011	2,025.30	0.00	2,025.30	2061	
3800	Services	2011	173,916.84	0.00	173,916.84	2061	
3800	Services	2011	86,958.42	0.00	86,958.42	2061	
3800	Services	2011	86,958.42	0.00	86,958.42	2061	
3800	Services	2011	32,609.41	0.00	32,609.41	2061	
3800	Services	2011	21,739.60	0.00	21,739.60	2061	
3800	Services	2011	21,739.60	0.00	21,739.60	2061	
3800	Services	2011	10,869.80	0.00	10,869.80	2061	
3800	Services	2011	31,678.05	0.00	31,678.05	2061	
3800	Services	2011	11,244.00	0.00	11,244.00	2061	
3800	Services	2011	3,295.79	0.00	3,295.79	2061	
3800	Services	2011	214,052.43	0.00	214,052.43	2061	
3800	Services	2011	107,026.21	0.00	107,026.21	2061	

3800	Services	2011	107,026.21	0.00	107,026.21	2061	Schedule ALP-2
3800	Services	2011	40,134.83	0.00	40,134.83	2061	
3800	Services	2011	26,756.55	0.00	26,756.55	2061	
3800	Services	2011	26,756.55	0.00	26,756.55	2061	
3800	Services	2011	13,378.28	0.00	13,378.28	2061	
3800	Services	2011	58,888.80	0.00	58,888.80	2061	
3800	Services	2011	36,039.35	0.00	36,039.35	2061	
3800	Services	2011	22,007.62	0.00	22,007.62	2061	
3800	Services	2011	20,666.07	0.00	20,666.07	2061	
3800	Services	2011	953.92	0.00	953.92	2061	
3800	Services	2012	14,314.21	0.00	14,314.21	2062	
3800	Services	2012	8,632.88	0.00	8,632.88	2062	
3800	Services	2012	4,481.57	0.00	4,481.57	2062	
3800	Services	2012	3,634.06	0.00	3,634.06	2062	
3800	Services	2012	1,604.02	0.00	1,604.02	2062	
3800	Services	2012	57,877.45	0.00	57,877.45	2062	
3800	Services	2012	51,320.38	0.00	51,320.38	2062	
3800	Services	2012	27,254.71	0.00	27,254.71	2062	
3800	Services	2012	17,361.35	0.00	17,361.35	2062	
3800	Services	2012	10,296.94	0.00	10,296.94	2062	
3800	Services	2012	189,167.97	0.00	189,167.97	2062	
3800	Services	2012	53,740.68	0.00	53,740.68	2062	
3800	Services	2012	28,113.11	0.00	28,113.11	2062	
3800	Services	2012	7,040.14	0.00	7,040.14	2062	
3800	Services	2012	4,969.90	0.00	4,969.90	2062	
3800	Services	2012	957.94	0.00	957.94	2062	
3800	Services	2012	591.40	0.00	591.40	2062	
3800	Services	2012	68,661.12	0.00	68,661.12	2062	
3800	Services	2012	38,128.05	0.00	38,128.05	2062	
3800	Services	2012	34,891.66	0.00	34,891.66	2062	
3800	Services	2012	7,248.14	0.00	7,248.14	2062	
3800	Services	2012	6,733.74	0.00	6,733.74	2062	
3800	Services	2012	4,801.20	0.00	4,801.20	2062	
3800	Services	2012	1,995.00	0.00	1,995.00	2062	
3800	Services	2012	1,841.68	0.00	1,841.68	2062	
3800	Services	2012	1,635.32	0.00	1,635.32	2062	
3800	Services	2012	1,607.43	0.00	1,607.43	2062	
3800	Services	2012	52,333.31	0.00	52,333.31	2062	
3800	Services	2012	44,485.93	0.00	44,485.93	2062	
3800	Services	2012	44,390.97	0.00	44,390.97	2062	
3800	Services	2012	36,307.08	0.00	36,307.08	2062	
3800	Services	2012	7,304.33	0.00	7,304.33	2062	
3800	Services	2012	7,280.90	0.00	7,280.90	2062	
3800	Services	2012	5,165.70	0.00	5,165.70	2062	
3800	Services	2012	4,469.44	0.00	4,469.44	2062	
3800	Services	2012	594.86	0.00	594.86	2062	
3800	Services	2012	71,004.88	0.00	71,004.88	2062	

3800	Services	2012	61,117.14	0.00	61,117.14	2062	Schedule ALP-2
3800	Services	2012	49,255.03	0.00	49,255.03	2062	
3800	Services	2012	24,654.09	0.00	24,654.09	2062	
3800	Services	2012	14,404.35	0.00	14,404.35	2062	
3800	Services	2012	8,007.38	0.00	8,007.38	2062	
3800	Services	2012	3,091.11	0.00	3,091.11	2062	
3800	Services	2012	2,143.21	0.00	2,143.21	2062	
3800	Services	2012	2,107.68	0.00	2,107.68	2062	
3800	Services	2012	746.79	0.00	746.79	2062	
3800	Services	2012	47,858.58	0.00	47,858.58	2062	
3800	Services	2012	43,572.41	0.00	43,572.41	2062	
3800	Services	2012	33,336.41	0.00	33,336.41	2062	
3800	Services	2012	31,405.63	0.00	31,405.63	2062	
3800	Services	2012	17,061.36	0.00	17,061.36	2062	
3800	Services	2012	13,322.55	0.00	13,322.55	2062	
3800	Services	2012	6,270.06	0.00	6,270.06	2062	
3800	Services	2012	4,289.78	0.00	4,289.78	2062	
3800	Services	2012	2,539.85	0.00	2,539.85	2062	
3800	Services	2012	2,417.77	0.00	2,417.77	2062	
3800	Services	2012	1,828.61	0.00	1,828.61	2062	
3800	Services	2012	19,070.90	0.00	19,070.90	2062	
3800	Services	2012	18,910.47	0.00	18,910.47	2062	
3800	Services	2012	17,347.76	0.00	17,347.76	2062	
3800	Services	2012	16,774.65	0.00	16,774.65	2062	
3800	Services	2012	15,744.28	0.00	15,744.28	2062	
3800	Services	2012	14,440.34	0.00	14,440.34	2062	
3800	Services	2012	13,180.43	0.00	13,180.43	2062	
3800	Services	2012	5,164.98	0.00	5,164.98	2062	
3800	Services	2012	4,231.54	0.00	4,231.54	2062	
3800	Services	2012	3,707.75	0.00	3,707.75	2062	
3800	Services	2012	2,883.01	0.00	2,883.01	2062	
3800	Services	2012	1,863.45	0.00	1,863.45	2062	
3800	Services	2012	40,716.49	0.00	40,716.49	2062	
3800	Services	2012	37,486.31	0.00	37,486.31	2062	
3800	Services	2012	34,012.47	0.00	34,012.47	2062	
3800	Services	2012	29,341.65	0.00	29,341.65	2062	
3800	Services	2012	25,689.41	0.00	25,689.41	2062	
3800	Services	2012	20,355.12	0.00	20,355.12	2062	
3800	Services	2012	5,168.55	0.00	5,168.55	2062	
3800	Services	2012	5,139.32	0.00	5,139.32	2062	
3800	Services	2012	4,610.42	0.00	4,610.42	2062	
3800	Services	2012	4,415.10	0.00	4,415.10	2062	
3800	Services	2012	3,153.02	0.00	3,153.02	2062	
3800	Services	2012	36,911.12	0.00	36,911.12	2062	
3800	Services	2012	32,158.80	0.00	32,158.80	2062	
3800	Services	2012	31,988.90	0.00	31,988.90	2062	
3800	Services	2012	31,826.54	0.00	31,826.54	2062	

3800	Services	2012	28,011.49	0.00	28,011.49	2062	Schedule ALP-2
3800	Services	2012	22,708.16	0.00	22,708.16	2062	
3800	Services	2012	8,979.97	0.00	8,979.97	2062	
3800	Services	2012	7,453.00	0.00	7,453.00	2062	
3800	Services	2012	5,455.01	0.00	5,455.01	2062	
3800	Services	2012	4,941.54	0.00	4,941.54	2062	
3800	Services	2012	3,690.59	0.00	3,690.59	2062	
3800	Services	2012	90,170.07	0.00	90,170.07	2062	
3800	Services	2012	69,451.35	0.00	69,451.35	2062	
3800	Services	2012	46,521.32	0.00	46,521.32	2062	
3800	Services	2012	39,543.42	0.00	39,543.42	2062	
3800	Services	2012	33,921.72	0.00	33,921.72	2062	
3800	Services	2012	14,109.52	0.00	14,109.52	2062	
3800	Services	2012	13,590.74	0.00	13,590.74	2062	
3800	Services	2012	11,623.97	0.00	11,623.97	2062	
3800	Services	2012	11,054.55	0.00	11,054.55	2062	
3800	Services	2012	9,815.12	0.00	9,815.12	2062	
3800	Services	2012	904.78	0.00	904.78	2062	
3800	Services	2012	140,293.38	0.00	140,293.38	2062	
3800	Services	2012	129,083.26	0.00	129,083.26	2062	
3800	Services	2012	110,022.62	0.00	110,022.62	2062	
3800	Services	2012	87,722.60	0.00	87,722.60	2062	
3800	Services	2012	77,580.72	0.00	77,580.72	2062	
3800	Services	2012	39,581.82	0.00	39,581.82	2062	
3800	Services	2012	36,356.75	0.00	36,356.75	2062	
3800	Services	2012	33,625.26	0.00	33,625.26	2062	
3800	Services	2012	33,161.09	0.00	33,161.09	2062	
3800	Services	2012	25,455.29	0.00	25,455.29	2062	
3800	Services	2012	15,240.42	0.00	15,240.42	2062	
3800	Services	2012	6,278.30	0.00	6,278.30	2062	
3800	Services	2012	5,247.43	0.00	5,247.43	2062	
3800	Services	2013	27,958.65	0.00	27,958.65	2063	
3800	Services	2013	18,441.33	0.00	18,441.33	2063	
3800	Services	2013	14,567.53	0.00	14,567.53	2063	
3800	Services	2013	6,081.01	0.00	6,081.01	2063	
3800	Services	2013	3,173.99	0.00	3,173.99	2063	
3800	Services	2013	2,549.55	0.00	2,549.55	2063	
3800	Services	2013	1,919.55	0.00	1,919.55	2063	
3800	Services	2013	1,788.71	0.00	1,788.71	2063	
3800	Services	2013	1,232.34	0.00	1,232.34	2063	
3800	Services	2013	1,016.34	0.00	1,016.34	2063	
3800	Services	2013	979.66	0.00	979.66	2063	
3800	Services	2013	717.66	0.00	717.66	2063	
3800	Services	2013	43,363.18	0.00	43,363.18	2063	
3800	Services	2013	35,276.84	0.00	35,276.84	2063	
3800	Services	2013	31,488.25	0.00	31,488.25	2063	
3800	Services	2013	10,818.20	0.00	10,818.20	2063	

3800	Services	2013	6,969.67	0.00	6,969.67	2063	Schedule ALP-2
3800	Services	2013	6,030.69	0.00	6,030.69	2063	
3800	Services	2013	3,909.52	0.00	3,909.52	2063	
3800	Services	2013	3,807.80	0.00	3,807.80	2063	
3800	Services	2013	3,006.40	0.00	3,006.40	2063	
3800	Services	2013	1,155.67	0.00	1,155.67	2063	
3800	Services	2013	1,114.61	0.00	1,114.61	2063	
3800	Services	2013	1,112.45	0.00	1,112.45	2063	
3800	Services	2013	940.09	0.00	940.09	2063	
3800	Services	2013	115,817.76	0.00	115,817.76	2063	
3800	Services	2013	75,867.28	0.00	75,867.28	2063	
3800	Services	2013	48,899.16	0.00	48,899.16	2063	
3800	Services	2013	36,618.32	0.00	36,618.32	2063	
3800	Services	2013	30,892.79	0.00	30,892.79	2063	
3800	Services	2013	19,970.74	0.00	19,970.74	2063	
3800	Services	2013	7,965.57	0.00	7,965.57	2063	
3800	Services	2013	6,842.30	0.00	6,842.30	2063	
3800	Services	2013	4,882.77	0.00	4,882.77	2063	
3800	Services	2013	3,356.52	0.00	3,356.52	2063	
3800	Services	2013	2,097.23	0.00	2,097.23	2063	
3800	Services	2013	1,286.38	0.00	1,286.38	2063	
3800	Services	2013	965.13	0.00	965.13	2063	
3800	Services	2013	897.62	0.00	897.62	2063	
3800	Services	2013	866.74	0.00	866.74	2063	
3800	Services	2013	583.35	0.00	583.35	2063	
3800	Services	2013	546.77	0.00	546.77	2063	
3800	Services	2013	81,078.25	0.00	81,078.25	2063	
3800	Services	2013	68,734.20	0.00	68,734.20	2063	
3800	Services	2013	65,140.94	0.00	65,140.94	2063	
3800	Services	2013	50,277.51	0.00	50,277.51	2063	
3800	Services	2013	24,473.49	0.00	24,473.49	2063	
3800	Services	2013	17,604.25	0.00	17,604.25	2063	
3800	Services	2013	8,991.09	0.00	8,991.09	2063	
3800	Services	2013	8,693.09	0.00	8,693.09	2063	
3800	Services	2013	7,662.37	0.00	7,662.37	2063	
3800	Services	2013	5,882.22	0.00	5,882.22	2063	
3800	Services	2013	5,613.88	0.00	5,613.88	2063	
3800	Services	2013	2,176.31	0.00	2,176.31	2063	
3800	Services	2013	1,156.70	0.00	1,156.70	2063	
3800	Services	2013	1,047.52	0.00	1,047.52	2063	
3800	Services	2013	943.90	0.00	943.90	2063	
3800	Services	2013	826.45	0.00	826.45	2063	
3800	Services	2013	687.27	0.00	687.27	2063	
3800	Services	2013	105,428.11	0.00	105,428.11	2063	
3800	Services	2013	96,415.73	0.00	96,415.73	2063	
3800	Services	2013	54,304.76	0.00	54,304.76	2063	
3800	Services	2013	54,065.27	0.00	54,065.27	2063	

3800	Services	2013	20,943.48	0.00	20,943.48	2063	Schedule ALP-2
3800	Services	2013	16,075.64	0.00	16,075.64	2063	
3800	Services	2013	11,284.16	0.00	11,284.16	2063	
3800	Services	2013	10,984.29	0.00	10,984.29	2063	
3800	Services	2013	7,337.74	0.00	7,337.74	2063	
3800	Services	2013	6,912.10	0.00	6,912.10	2063	
3800	Services	2013	6,226.20	0.00	6,226.20	2063	
3800	Services	2013	2,140.57	0.00	2,140.57	2063	
3800	Services	2013	1,734.84	0.00	1,734.84	2063	
3800	Services	2013	1,307.96	0.00	1,307.96	2063	
3800	Services	2013	891.57	0.00	891.57	2063	
3800	Services	2013	778.12	0.00	778.12	2063	
3800	Services	2013	736.36	0.00	736.36	2063	
3800	Services	2013	139,512.40	0.00	139,512.40	2063	
3800	Services	2013	93,580.75	0.00	93,580.75	2063	
3800	Services	2013	42,750.69	0.00	42,750.69	2063	
3800	Services	2013	27,396.29	0.00	27,396.29	2063	
3800	Services	2013	26,674.93	0.00	26,674.93	2063	
3800	Services	2013	13,610.04	0.00	13,610.04	2063	
3800	Services	2013	6,479.92	0.00	6,479.92	2063	
3800	Services	2013	6,308.32	0.00	6,308.32	2063	
3800	Services	2013	6,198.44	0.00	6,198.44	2063	
3800	Services	2013	4,481.25	0.00	4,481.25	2063	
3800	Services	2013	3,913.64	0.00	3,913.64	2063	
3800	Services	2013	1,280.70	0.00	1,280.70	2063	
3800	Services	2013	1,039.43	0.00	1,039.43	2063	
3800	Services	2013	1,019.32	0.00	1,019.32	2063	
3800	Services	2013	987.29	0.00	987.29	2063	
3800	Services	2013	617.46	0.00	617.46	2063	
3800	Services	2013	44,009.37	0.00	44,009.37	2063	
3800	Services	2013	27,397.26	0.00	27,397.26	2063	
3800	Services	2013	19,889.03	0.00	19,889.03	2063	
3800	Services	2013	15,345.61	0.00	15,345.61	2063	
3800	Services	2013	14,941.91	0.00	14,941.91	2063	
3800	Services	2013	13,181.12	0.00	13,181.12	2063	
3800	Services	2013	12,790.40	0.00	12,790.40	2063	
3800	Services	2013	5,664.91	0.00	5,664.91	2063	
3800	Services	2013	5,285.07	0.00	5,285.07	2063	
3800	Services	2013	2,746.10	0.00	2,746.10	2063	
3800	Services	2013	2,423.98	0.00	2,423.98	2063	
3800	Services	2013	1,430.13	0.00	1,430.13	2063	
3800	Services	2013	238,908.31	0.00	238,908.31	2063	
3800	Services	2013	40,181.02	0.00	40,181.02	2063	
3800	Services	2013	29,969.73	0.00	29,969.73	2063	
3800	Services	2013	26,861.91	0.00	26,861.91	2063	
3800	Services	2013	21,133.31	0.00	21,133.31	2063	
3800	Services	2013	18,255.20	0.00	18,255.20	2063	

3800	Services	2013	15,589.33	0.00	15,589.33	2063	Schedule ALP-2
3800	Services	2013	15,313.71	0.00	15,313.71	2063	
3800	Services	2013	13,427.58	0.00	13,427.58	2063	
3800	Services	2013	13,411.25	0.00	13,411.25	2063	
3800	Services	2013	10,299.99	0.00	10,299.99	2063	
3800	Services	2013	4,011.17	0.00	4,011.17	2063	
3800	Services	2013	3,063.99	0.00	3,063.99	2063	
3800	Services	2013	2,962.70	0.00	2,962.70	2063	
3800	Services	2013	974.17	0.00	974.17	2063	
3800	Services	2013	694.36	0.00	694.36	2063	
3800	Services	2013	601.62	0.00	601.62	2063	
3800	Services	2013	278,625.93	0.00	278,625.93	2063	
3800	Services	2013	105,640.32	0.00	105,640.32	2063	
3800	Services	2013	49,177.07	0.00	49,177.07	2063	
3800	Services	2013	41,735.51	0.00	41,735.51	2063	
3800	Services	2013	24,001.45	0.00	24,001.45	2063	
3800	Services	2013	23,295.93	0.00	23,295.93	2063	
3800	Services	2013	21,547.53	0.00	21,547.53	2063	
3800	Services	2013	20,777.85	0.00	20,777.85	2063	
3800	Services	2013	17,679.60	0.00	17,679.60	2063	
3800	Services	2013	14,059.30	0.00	14,059.30	2063	
3800	Services	2013	10,231.77	0.00	10,231.77	2063	
3800	Services	2013	8,769.52	0.00	8,769.52	2063	
3800	Services	2013	6,286.47	0.00	6,286.47	2063	
3800	Services	2013	3,638.60	0.00	3,638.60	2063	
3800	Services	2013	2,485.08	0.00	2,485.08	2063	
3800	Services	2013	1,764.97	0.00	1,764.97	2063	
3800	Services	2013	1,674,965.92	0.00	1,674,965.92	2063	
3800	Services	2013	637,557.93	0.00	637,557.93	2063	
3800	Services	2013	68,170.65	0.00	68,170.65	2063	
3800	Services	2013	64,144.79	0.00	64,144.79	2063	
3800	Services	2013	57,927.99	0.00	57,927.99	2063	
3800	Services	2013	57,503.85	0.00	57,503.85	2063	
3800	Services	2013	34,007.62	0.00	34,007.62	2063	
3800	Services	2013	21,589.86	0.00	21,589.86	2063	
3800	Services	2013	15,236.84	0.00	15,236.84	2063	
3800	Services	2013	13,701.74	0.00	13,701.74	2063	
3800	Services	2013	11,201.01	0.00	11,201.01	2063	
3800	Services	2013	8,947.14	0.00	8,947.14	2063	
3800	Services	2013	8,672.50	0.00	8,672.50	2063	
3800	Services	2013	5,635.02	0.00	5,635.02	2063	
3800	Services	2013	3,633.90	0.00	3,633.90	2063	
3800	Services	2013	2,097.36	0.00	2,097.36	2063	
3800	Services	2013	1,001.86	0.00	1,001.86	2063	
3800 Total			25,800,759.26	5,701.60	25,795,057.66		2,715,479.28
3810	Meters	1996	384,129.85	0.00	384,129.85	2046	
3810	Meters	1996	96,052.08	0.00	96,052.08	2046	

3810	Meters	1996	8,681.76	0.00	8,681.76	2046	Schedule ALP-2
3810	Meters	1997	6,052.07	0.00	6,052.07	2047	
3810	Meters	1997	20,127.46	0.00	20,127.46	2047	
3810	Meters	1997	138,849.63	0.00	138,849.63	2047	
3810	Meters	1997	6,074.21	0.00	6,074.21	2047	
3810	Meters	1997	4,690.52	0.00	4,690.52	2047	
3810	Meters	1997	31.40	0.00	31.40	2047	
3810	Meters	1997	13,566.01	0.00	13,566.01	2047	
3810	Meters	1997	129.24	0.00	129.24	2047	
3810	Meters	1997	65,946.34	0.00	65,946.34	2047	
3810	Meters	1997	10,313.56	0.00	10,313.56	2047	
3810	Meters	1997	568.63	0.00	568.63	2047	
3810	Meters	1997	145.50	0.00	145.50	2047	
3810	Meters	1997	2,690.69	0.00	2,690.69	2047	
3810	Meters	1997	598.88	0.00	598.88	2047	
3810	Meters	1997	2,851.74	0.00	2,851.74	2047	
3810	Meters	1997	1,630.33	0.00	1,630.33	2047	
3810	Meters	1997	27,746.93	0.00	27,746.93	2047	
3810	Meters	1997	5,900.57	0.00	5,900.57	2047	
3810	Meters	1997	39.27	0.00	39.27	2047	
3810	Meters	1997	20,095.21	0.00	20,095.21	2047	
3810	Meters	1997	161.62	0.00	161.62	2047	
3810	Meters	1997	32,623.89	0.00	32,623.89	2047	
3810	Meters	1997	55,721.48	0.00	55,721.48	2047	
3810	Meters	1997	286.41	0.00	286.41	2047	
3810	Meters	1997	73.28	0.00	73.28	2047	
3810	Meters	1997	1,355.24	0.00	1,355.24	2047	
3810	Meters	1997	301.64	0.00	301.64	2047	
3810	Meters	1997	1,436.36	0.00	1,436.36	2047	
3810	Meters	1997	43,446.70	0.00	43,446.70	2047	
3810	Meters	1997	7,014.05	0.00	7,014.05	2047	
3810	Meters	1997	(12.21)	0.00	(12.21)	2047	
3810	Meters	1997	24,508.62	0.00	24,508.62	2047	
3810	Meters	1997	62,135.47	0.00	62,135.47	2047	
3810	Meters	1997	171,079.40	0.00	171,079.40	2047	
3810	Meters	1997	14,607.01	0.00	14,607.01	2047	
3810	Meters	1998	14,940.97	0.00	14,940.97	2048	
3810	Meters	1998	896.21	0.00	896.21	2048	
3810	Meters	1998	229.34	0.00	229.34	2048	
3810	Meters	1998	4,240.78	0.00	4,240.78	2048	
3810	Meters	1998	943.88	0.00	943.88	2048	
3810	Meters	1998	4,494.59	0.00	4,494.59	2048	
3810	Meters	1998	2,569.53	0.00	2,569.53	2048	
3810	Meters	1998	415.45	0.00	415.45	2048	
3810	Meters	1998	106.34	0.00	106.34	2048	
3810	Meters	1998	1,965.92	0.00	1,965.92	2048	
3810	Meters	1998	437.51	0.00	437.51	2048	

3810	Meters	1998	2,083.56	0.00	2,083.56	2048	Schedule ALP-2
3810	Meters	1998	1,191.15	0.00	1,191.15	2048	
3810	Meters	1998	439.24	0.00	439.24	2048	
3810	Meters	1998	112.40	0.00	112.40	2048	
3810	Meters	1998	2,078.48	0.00	2,078.48	2048	
3810	Meters	1998	462.61	0.00	462.61	2048	
3810	Meters	1998	2,202.89	0.00	2,202.89	2048	
3810	Meters	1998	1,259.39	0.00	1,259.39	2048	
3810	Meters	1998	543.56	0.00	543.56	2048	
3810	Meters	1998	139.12	0.00	139.12	2048	
3810	Meters	1998	2,572.11	0.00	2,572.11	2048	
3810	Meters	1998	572.49	0.00	572.49	2048	
3810	Meters	1998	2,726.03	0.00	2,726.03	2048	
3810	Meters	1998	1,558.46	0.00	1,558.46	2048	
3810	Meters	1998	373.99	0.00	373.99	2048	
3810	Meters	1998	95.71	0.00	95.71	2048	
3810	Meters	1998	1,769.75	0.00	1,769.75	2048	
3810	Meters	1998	393.88	0.00	393.88	2048	
3810	Meters	1998	1,875.66	0.00	1,875.66	2048	
3810	Meters	1998	1,072.30	0.00	1,072.30	2048	
3810	Meters	1998	515.97	0.00	515.97	2048	
3810	Meters	1998	132.03	0.00	132.03	2048	
3810	Meters	1998	2,441.44	0.00	2,441.44	2048	
3810	Meters	1998	543.41	0.00	543.41	2048	
3810	Meters	1998	2,587.58	0.00	2,587.58	2048	
3810	Meters	1998	1,479.31	0.00	1,479.31	2048	
3810	Meters	1998	746.67	0.00	746.67	2048	
3810	Meters	1998	191.05	0.00	191.05	2048	
3810	Meters	1998	3,533.24	0.00	3,533.24	2048	
3810	Meters	1998	786.41	0.00	786.41	2048	
3810	Meters	1998	2,140.84	0.00	2,140.84	2048	
3810	Meters	1998	654.33	0.00	654.33	2048	
3810	Meters	1998	167.43	0.00	167.43	2048	
3810	Meters	1998	3,096.19	0.00	3,096.19	2048	
3810	Meters	1998	689.11	0.00	689.11	2048	
3810	Meters	1998	3,281.49	0.00	3,281.49	2048	
3810	Meters	1998	1,876.04	0.00	1,876.04	2048	
3810	Meters	1998	933.16	0.00	933.16	2048	
3810	Meters	1998	238.77	0.00	238.77	2048	
3810	Meters	1998	4,415.70	0.00	4,415.70	2048	
3810	Meters	1998	982.81	0.00	982.81	2048	
3810	Meters	1998	4,679.98	0.00	4,679.98	2048	
3810	Meters	1998	2,675.53	0.00	2,675.53	2048	
3810	Meters	1998	1,440.34	0.00	1,440.34	2048	
3810	Meters	1998	368.58	0.00	368.58	2048	
3810	Meters	1998	6,815.58	0.00	6,815.58	2048	
3810	Meters	1998	1,516.98	0.00	1,516.98	2048	

3810	Meters	1998	7,223.51	0.00	7,223.51	2048	Schedule ALP-2
3810	Meters	1998	4,129.66	0.00	4,129.66	2048	
3810	Meters	1998	758.58	0.00	758.58	2048	
3810	Meters	1998	194.11	0.00	194.11	2048	
3810	Meters	1998	3,589.47	0.00	3,589.47	2048	
3810	Meters	1998	798.92	0.00	798.92	2048	
3810	Meters	1998	3,804.34	0.00	3,804.34	2048	
3810	Meters	1998	2,174.94	0.00	2,174.94	2048	
3810	Meters	1999	471.53	0.00	471.53	2049	
3810	Meters	1999	120.65	0.00	120.65	2049	
3810	Meters	1999	2,231.23	0.00	2,231.23	2049	
3810	Meters	1999	496.61	0.00	496.61	2049	
3810	Meters	1999	2,364.78	0.00	2,364.78	2049	
3810	Meters	1999	1,351.94	0.00	1,351.94	2049	
3810	Meters	1999	1,317.42	0.00	1,317.42	2049	
3810	Meters	1999	337.09	0.00	337.09	2049	
3810	Meters	1999	6,233.84	0.00	6,233.84	2049	
3810	Meters	1999	1,387.49	0.00	1,387.49	2049	
3810	Meters	1999	6,606.98	0.00	6,606.98	2049	
3810	Meters	1999	3,777.19	0.00	3,777.19	2049	
3810	Meters	1999	537.49	0.00	537.49	2049	
3810	Meters	1999	137.53	0.00	137.53	2049	
3810	Meters	1999	2,543.32	0.00	2,543.32	2049	
3810	Meters	1999	566.08	0.00	566.08	2049	
3810	Meters	1999	2,695.55	0.00	2,695.55	2049	
3810	Meters	1999	1,541.04	0.00	1,541.04	2049	
3810	Meters	1999	355.49	0.00	355.49	2049	
3810	Meters	1999	90.96	0.00	90.96	2049	
3810	Meters	1999	1,682.12	0.00	1,682.12	2049	
3810	Meters	1999	374.40	0.00	374.40	2049	
3810	Meters	1999	1,782.81	0.00	1,782.81	2049	
3810	Meters	1999	1,019.23	0.00	1,019.23	2049	
3810	Meters	1999	419.48	0.00	419.48	2049	
3810	Meters	1999	107.33	0.00	107.33	2049	
3810	Meters	1999	1,984.94	0.00	1,984.94	2049	
3810	Meters	1999	441.80	0.00	441.80	2049	
3810	Meters	1999	2,103.75	0.00	2,103.75	2049	
3810	Meters	1999	1,202.71	0.00	1,202.71	2049	
3810	Meters	1999	766.73	0.00	766.73	2049	
3810	Meters	1999	196.18	0.00	196.18	2049	
3810	Meters	1999	3,628.06	0.00	3,628.06	2049	
3810	Meters	1999	807.51	0.00	807.51	2049	
3810	Meters	1999	3,845.22	0.00	3,845.22	2049	
3810	Meters	1999	2,198.30	0.00	2,198.30	2049	
3810	Meters	1999	685.45	0.00	685.45	2049	
3810	Meters	1999	175.38	0.00	175.38	2049	
3810	Meters	1999	3,243.44	0.00	3,243.44	2049	

3810	Meters	1999	721.91	0.00	721.91	2049	Schedule ALP-2
3810	Meters	1999	1,965.25	0.00	1,965.25	2049	
3810	Meters	1999	1,094.00	0.00	1,094.00	2049	
3810	Meters	1999	279.92	0.00	279.92	2049	
3810	Meters	1999	5,176.69	0.00	5,176.69	2049	
3810	Meters	1999	1,152.20	0.00	1,152.20	2049	
3810	Meters	1999	5,486.55	0.00	5,486.55	2049	
3810	Meters	1999	3,136.64	0.00	3,136.64	2049	
3810	Meters	1999	3,025.37	0.00	3,025.37	2049	
3810	Meters	1999	774.10	0.00	774.10	2049	
3810	Meters	1999	14,315.63	0.00	14,315.63	2049	
3810	Meters	1999	3,186.29	0.00	3,186.29	2049	
3810	Meters	1999	15,172.53	0.00	15,172.53	2049	
3810	Meters	1999	8,674.08	0.00	8,674.08	2049	
3810	Meters	1999	(390.57)	0.00	(390.57)	2049	
3810	Meters	1999	(356.11)	0.00	(356.11)	2049	
3810	Meters	1999	(1,848.06)	0.00	(1,848.06)	2049	
3810	Meters	1999	(411.33)	0.00	(411.33)	2049	
3810	Meters	1999	(6,997.47)	0.00	(6,997.47)	2049	
3810	Meters	1999	(1,119.81)	0.00	(1,119.81)	2049	
3810	Meters	2000	461.99	0.00	461.99	2050	
3810	Meters	2000	118.21	0.00	118.21	2050	
3810	Meters	2000	2,186.07	0.00	2,186.07	2050	
3810	Meters	2000	486.56	0.00	486.56	2050	
3810	Meters	2000	2,316.92	0.00	2,316.92	2050	
3810	Meters	2000	1,324.58	0.00	1,324.58	2050	
3810	Meters	2000	396.21	0.00	396.21	2050	
3810	Meters	2000	101.38	0.00	101.38	2050	
3810	Meters	2000	1,874.81	0.00	1,874.81	2050	
3810	Meters	2000	417.28	0.00	417.28	2050	
3810	Meters	2000	1,987.03	0.00	1,987.03	2050	
3810	Meters	2000	1,135.98	0.00	1,135.98	2050	
3810	Meters	2000	374.78	0.00	374.78	2050	
3810	Meters	2000	95.90	0.00	95.90	2050	
3810	Meters	2000	1,773.41	0.00	1,773.41	2050	
3810	Meters	2000	394.72	0.00	394.72	2050	
3810	Meters	2000	1,879.57	0.00	1,879.57	2050	
3810	Meters	2000	1,074.54	0.00	1,074.54	2050	
3810	Meters	2000	542.34	0.00	542.34	2050	
3810	Meters	2000	138.77	0.00	138.77	2050	
3810	Meters	2000	2,566.29	0.00	2,566.29	2050	
3810	Meters	2000	571.19	0.00	571.19	2050	
3810	Meters	2000	1,554.96	0.00	1,554.96	2050	
3810	Meters	2000	1,157.43	0.00	1,157.43	2050	
3810	Meters	2000	296.15	0.00	296.15	2050	
3810	Meters	2000	5,476.78	0.00	5,476.78	2050	
3810	Meters	2000	1,218.99	0.00	1,218.99	2050	

3810	Meters	2000	5,804.60	0.00	5,804.60	2050	Schedule ALP-2
3810	Meters	2000	3,318.47	0.00	3,318.47	2050	
3810	Meters	2000	604.44	0.00	604.44	2050	
3810	Meters	2000	154.66	0.00	154.66	2050	
3810	Meters	2000	2,860.13	0.00	2,860.13	2050	
3810	Meters	2000	636.59	0.00	636.59	2050	
3810	Meters	2000	3,031.33	0.00	3,031.33	2050	
3810	Meters	2000	1,733.00	0.00	1,733.00	2050	
3810	Meters	2000	359.07	0.00	359.07	2050	
3810	Meters	2000	91.87	0.00	91.87	2050	
3810	Meters	2000	1,699.05	0.00	1,699.05	2050	
3810	Meters	2000	378.17	0.00	378.17	2050	
3810	Meters	2000	1,800.75	0.00	1,800.75	2050	
3810	Meters	2000	1,029.48	0.00	1,029.48	2050	
3810	Meters	2001	470.90	0.00	470.90	2051	
3810	Meters	2001	120.49	0.00	120.49	2051	
3810	Meters	2001	2,228.21	0.00	2,228.21	2051	
3810	Meters	2001	495.94	0.00	495.94	2051	
3810	Meters	2001	2,361.59	0.00	2,361.59	2051	
3810	Meters	2001	1,350.11	0.00	1,350.11	2051	
3810	Meters	2001	1,714.17	0.00	1,714.17	2051	
3810	Meters	2001	438.60	0.00	438.60	2051	
3810	Meters	2001	8,111.21	0.00	8,111.21	2051	
3810	Meters	2001	1,805.35	0.00	1,805.35	2051	
3810	Meters	2001	8,596.72	0.00	8,596.72	2051	
3810	Meters	2001	4,914.72	0.00	4,914.72	2051	
3810	Meters	2001	179.88	0.00	179.88	2051	
3810	Meters	2001	46.03	0.00	46.03	2051	
3810	Meters	2001	851.17	0.00	851.17	2051	
3810	Meters	2001	189.45	0.00	189.45	2051	
3810	Meters	2001	902.12	0.00	902.12	2051	
3810	Meters	2001	515.74	0.00	515.74	2051	
3810	Meters	2001	231.54	0.00	231.54	2051	
3810	Meters	2001	59.24	0.00	59.24	2051	
3810	Meters	2001	1,095.60	0.00	1,095.60	2051	
3810	Meters	2001	243.85	0.00	243.85	2051	
3810	Meters	2001	1,161.18	0.00	1,161.18	2051	
3810	Meters	2001	663.84	0.00	663.84	2051	
3810	Meters	2001	149.01	0.00	149.01	2051	
3810	Meters	2001	38.13	0.00	38.13	2051	
3810	Meters	2001	705.09	0.00	705.09	2051	
3810	Meters	2001	156.94	0.00	156.94	2051	
3810	Meters	2001	747.30	0.00	747.30	2051	
3810	Meters	2001	427.23	0.00	427.23	2051	
3810	Meters	2001	155.41	0.00	155.41	2051	
3810	Meters	2001	39.76	0.00	39.76	2051	
3810	Meters	2001	735.38	0.00	735.38	2051	

3810	Meters	2001	163.68	0.00	163.68	2051	Schedule ALP-2
3810	Meters	2001	779.40	0.00	779.40	2051	
3810	Meters	2001	445.58	0.00	445.58	2051	
3810	Meters	2001	176.14	0.00	176.14	2051	
3810	Meters	2001	45.07	0.00	45.07	2051	
3810	Meters	2001	833.46	0.00	833.46	2051	
3810	Meters	2001	185.51	0.00	185.51	2051	
3810	Meters	2001	883.35	0.00	883.35	2051	
3810	Meters	2001	505.01	0.00	505.01	2051	
3810	Meters	2001	299.43	0.00	299.43	2051	
3810	Meters	2001	76.61	0.00	76.61	2051	
3810	Meters	2001	1,416.86	0.00	1,416.86	2051	
3810	Meters	2001	315.36	0.00	315.36	2051	
3810	Meters	2001	1,501.67	0.00	1,501.67	2051	
3810	Meters	2001	858.50	0.00	858.50	2051	
3810	Meters	2001	376.36	0.00	376.36	2051	
3810	Meters	2001	96.30	0.00	96.30	2051	
3810	Meters	2001	1,780.87	0.00	1,780.87	2051	
3810	Meters	2001	396.38	0.00	396.38	2051	
3810	Meters	2001	1,887.47	0.00	1,887.47	2051	
3810	Meters	2001	1,079.06	0.00	1,079.06	2051	
3810	Meters	2001	199.78	0.00	199.78	2051	
3810	Meters	2001	51.12	0.00	51.12	2051	
3810	Meters	2001	945.36	0.00	945.36	2051	
3810	Meters	2001	210.41	0.00	210.41	2051	
3810	Meters	2001	1,001.94	0.00	1,001.94	2051	
3810	Meters	2001	572.81	0.00	572.81	2051	
3810	Meters	2001	402.73	0.00	402.73	2051	
3810	Meters	2001	103.05	0.00	103.05	2051	
3810	Meters	2001	1,905.64	0.00	1,905.64	2051	
3810	Meters	2001	424.15	0.00	424.15	2051	
3810	Meters	2001	2,019.71	0.00	2,019.71	2051	
3810	Meters	2001	1,154.66	0.00	1,154.66	2051	
3810	Meters	2001	264.88	0.00	264.88	2051	
3810	Meters	2001	67.77	0.00	67.77	2051	
3810	Meters	2001	1,253.38	0.00	1,253.38	2051	
3810	Meters	2001	278.97	0.00	278.97	2051	
3810	Meters	2001	1,328.40	0.00	1,328.40	2051	
3810	Meters	2001	759.44	0.00	759.44	2051	
3810	Meters	2002	921.19	0.00	921.19	2052	
3810	Meters	2002	869.17	0.00	869.17	2052	
3810	Meters	2002	526.64	0.00	526.64	2052	
3810	Meters	2002	193.45	0.00	193.45	2052	
3810	Meters	2002	183.68	0.00	183.68	2052	
3810	Meters	2002	47.00	0.00	47.00	2052	
3810	Meters	2002	992.19	0.00	992.19	2052	
3810	Meters	2002	936.15	0.00	936.15	2052	

3810	Meters	2002	567.23	0.00	567.23	2052	Schedule ALP-2
3810	Meters	2002	208.36	0.00	208.36	2052	
3810	Meters	2002	197.84	0.00	197.84	2052	
3810	Meters	2002	50.62	0.00	50.62	2052	
3810	Meters	2002	642.97	0.00	642.97	2052	
3810	Meters	2002	606.65	0.00	606.65	2052	
3810	Meters	2002	367.58	0.00	367.58	2052	
3810	Meters	2002	135.03	0.00	135.03	2052	
3810	Meters	2002	128.21	0.00	128.21	2052	
3810	Meters	2002	32.80	0.00	32.80	2052	
3810	Meters	2002	382.86	0.00	382.86	2052	
3810	Meters	2002	361.24	0.00	361.24	2052	
3810	Meters	2002	218.88	0.00	218.88	2052	
3810	Meters	2002	80.40	0.00	80.40	2052	
3810	Meters	2002	76.34	0.00	76.34	2052	
3810	Meters	2002	19.53	0.00	19.53	2052	
3810	Meters	2002	394.98	0.00	394.98	2052	
3810	Meters	2002	372.68	0.00	372.68	2052	
3810	Meters	2002	225.81	0.00	225.81	2052	
3810	Meters	2002	82.95	0.00	82.95	2052	
3810	Meters	2002	78.76	0.00	78.76	2052	
3810	Meters	2002	20.15	0.00	20.15	2052	
3810	Meters	2002	491.22	0.00	491.22	2052	
3810	Meters	2002	463.48	0.00	463.48	2052	
3810	Meters	2002	280.83	0.00	280.83	2052	
3810	Meters	2002	103.16	0.00	103.16	2052	
3810	Meters	2002	97.95	0.00	97.95	2052	
3810	Meters	2002	25.06	0.00	25.06	2052	
3810	Meters	2002	544.32	0.00	544.32	2052	
3810	Meters	2002	513.58	0.00	513.58	2052	
3810	Meters	2002	311.19	0.00	311.19	2052	
3810	Meters	2002	114.31	0.00	114.31	2052	
3810	Meters	2002	108.54	0.00	108.54	2052	
3810	Meters	2002	27.77	0.00	27.77	2052	
3810	Meters	2002	586.45	0.00	586.45	2052	
3810	Meters	2002	553.33	0.00	553.33	2052	
3810	Meters	2002	335.27	0.00	335.27	2052	
3810	Meters	2002	123.16	0.00	123.16	2052	
3810	Meters	2002	116.94	0.00	116.94	2052	
3810	Meters	2002	29.92	0.00	29.92	2052	
3810	Meters	2002	848.57	0.00	848.57	2052	
3810	Meters	2002	800.65	0.00	800.65	2052	
3810	Meters	2002	485.13	0.00	485.13	2052	
3810	Meters	2002	178.20	0.00	178.20	2052	
3810	Meters	2002	169.20	0.00	169.20	2052	
3810	Meters	2002	43.29	0.00	43.29	2052	
3810	Meters	2002	1,438.25	0.00	1,438.25	2052	

3810	Meters	2002	1,357.02	0.00	1,357.02	2052	Schedule ALP-2
3810	Meters	2002	822.24	0.00	822.24	2052	
3810	Meters	2002	302.04	0.00	302.04	2052	
3810	Meters	2002	286.78	0.00	286.78	2052	
3810	Meters	2002	73.38	0.00	73.38	2052	
3810	Meters	2002	1,023.73	0.00	1,023.73	2052	
3810	Meters	2002	965.91	0.00	965.91	2052	
3810	Meters	2002	585.26	0.00	585.26	2052	
3810	Meters	2002	214.99	0.00	214.99	2052	
3810	Meters	2002	204.13	0.00	204.13	2052	
3810	Meters	2002	52.23	0.00	52.23	2052	
3810	Meters	2002	3,663.98	0.00	3,663.98	2052	
3810	Meters	2002	3,457.05	0.00	3,457.05	2052	
3810	Meters	2002	2,094.68	0.00	2,094.68	2052	
3810	Meters	2002	769.45	0.00	769.45	2052	
3810	Meters	2002	730.59	0.00	730.59	2052	
3810	Meters	2002	186.94	0.00	186.94	2052	
3810	Meters	2003	1,072.34	0.00	1,072.34	2053	
3810	Meters	2003	1,011.77	0.00	1,011.77	2053	
3810	Meters	2003	613.05	0.00	613.05	2053	
3810	Meters	2003	225.20	0.00	225.20	2053	
3810	Meters	2003	213.82	0.00	213.82	2053	
3810	Meters	2003	54.71	0.00	54.71	2053	
3810	Meters	2003	336.48	0.00	336.48	2053	
3810	Meters	2003	317.48	0.00	317.48	2053	
3810	Meters	2003	192.36	0.00	192.36	2053	
3810	Meters	2003	70.66	0.00	70.66	2053	
3810	Meters	2003	67.09	0.00	67.09	2053	
3810	Meters	2003	17.17	0.00	17.17	2053	
3810	Meters	2003	682.00	0.00	682.00	2053	
3810	Meters	2003	643.48	0.00	643.48	2053	
3810	Meters	2003	389.90	0.00	389.90	2053	
3810	Meters	2003	143.22	0.00	143.22	2053	
3810	Meters	2003	135.99	0.00	135.99	2053	
3810	Meters	2003	34.80	0.00	34.80	2053	
3810	Meters	2003	775.95	0.00	775.95	2053	
3810	Meters	2003	732.12	0.00	732.12	2053	
3810	Meters	2003	443.61	0.00	443.61	2053	
3810	Meters	2003	162.95	0.00	162.95	2053	
3810	Meters	2003	154.72	0.00	154.72	2053	
3810	Meters	2003	39.59	0.00	39.59	2053	
3810	Meters	2003	803.74	0.00	803.74	2053	
3810	Meters	2003	758.35	0.00	758.35	2053	
3810	Meters	2003	459.50	0.00	459.50	2053	
3810	Meters	2003	168.79	0.00	168.79	2053	
3810	Meters	2003	160.26	0.00	160.26	2053	
3810	Meters	2003	41.01	0.00	41.01	2053	

3810	Meters	2003	880.16	0.00	880.16	2053	Schedule ALP-2
3810	Meters	2003	830.45	0.00	830.45	2053	
3810	Meters	2003	503.18	0.00	503.18	2053	
3810	Meters	2003	184.84	0.00	184.84	2053	
3810	Meters	2003	175.50	0.00	175.50	2053	
3810	Meters	2003	44.91	0.00	44.91	2053	
3810	Meters	2003	484.40	0.00	484.40	2053	
3810	Meters	2003	457.04	0.00	457.04	2053	
3810	Meters	2003	276.93	0.00	276.93	2053	
3810	Meters	2003	101.73	0.00	101.73	2053	
3810	Meters	2003	96.59	0.00	96.59	2053	
3810	Meters	2003	24.71	0.00	24.71	2053	
3810	Meters	2003	632.81	0.00	632.81	2053	
3810	Meters	2003	597.08	0.00	597.08	2053	
3810	Meters	2003	361.78	0.00	361.78	2053	
3810	Meters	2003	132.89	0.00	132.89	2053	
3810	Meters	2003	126.18	0.00	126.18	2053	
3810	Meters	2003	32.29	0.00	32.29	2053	
3810	Meters	2003	843.72	0.00	843.72	2053	
3810	Meters	2003	796.07	0.00	796.07	2053	
3810	Meters	2003	482.35	0.00	482.35	2053	
3810	Meters	2003	177.18	0.00	177.18	2053	
3810	Meters	2003	168.24	0.00	168.24	2053	
3810	Meters	2003	43.05	0.00	43.05	2053	
3810	Meters	2003	1,226.69	0.00	1,226.69	2053	
3810	Meters	2003	1,157.41	0.00	1,157.41	2053	
3810	Meters	2003	701.29	0.00	701.29	2053	
3810	Meters	2003	257.61	0.00	257.61	2053	
3810	Meters	2003	244.60	0.00	244.60	2053	
3810	Meters	2003	62.59	0.00	62.59	2053	
3810	Meters	2003	335.62	0.00	335.62	2053	
3810	Meters	2003	316.66	0.00	316.66	2053	
3810	Meters	2003	191.87	0.00	191.87	2053	
3810	Meters	2003	70.48	0.00	70.48	2053	
3810	Meters	2003	66.92	0.00	66.92	2053	
3810	Meters	2003	17.12	0.00	17.12	2053	
3810	Meters	2003	1,144.59	0.00	1,144.59	2053	
3810	Meters	2003	1,079.95	0.00	1,079.95	2053	
3810	Meters	2003	654.36	0.00	654.36	2053	
3810	Meters	2003	240.37	0.00	240.37	2053	
3810	Meters	2003	228.23	0.00	228.23	2053	
3810	Meters	2003	58.40	0.00	58.40	2053	
3810	Meters	2004	668.68	0.00	668.68	2054	
3810	Meters	2004	630.92	0.00	630.92	2054	
3810	Meters	2004	382.28	0.00	382.28	2054	
3810	Meters	2004	140.43	0.00	140.43	2054	
3810	Meters	2004	133.33	0.00	133.33	2054	

3810	Meters	2004	34.12	0.00	34.12	2054	Schedule ALP-2
3810	Meters	2004	773.18	0.00	773.18	2054	
3810	Meters	2004	729.51	0.00	729.51	2054	
3810	Meters	2004	442.02	0.00	442.02	2054	
3810	Meters	2004	162.37	0.00	162.37	2054	
3810	Meters	2004	154.17	0.00	154.17	2054	
3810	Meters	2004	39.45	0.00	39.45	2054	
3810	Meters	2004	386.20	0.00	386.20	2054	
3810	Meters	2004	364.38	0.00	364.38	2054	
3810	Meters	2004	220.79	0.00	220.79	2054	
3810	Meters	2004	81.10	0.00	81.10	2054	
3810	Meters	2004	77.01	0.00	77.01	2054	
3810	Meters	2004	19.70	0.00	19.70	2054	
3810	Meters	2004	1,035.95	0.00	1,035.95	2054	
3810	Meters	2004	977.45	0.00	977.45	2054	
3810	Meters	2004	592.25	0.00	592.25	2054	
3810	Meters	2004	217.55	0.00	217.55	2054	
3810	Meters	2004	206.57	0.00	206.57	2054	
3810	Meters	2004	52.85	0.00	52.85	2054	
3810	Meters	2004	479.56	0.00	479.56	2054	
3810	Meters	2004	452.48	0.00	452.48	2054	
3810	Meters	2004	274.16	0.00	274.16	2054	
3810	Meters	2004	100.71	0.00	100.71	2054	
3810	Meters	2004	95.62	0.00	95.62	2054	
3810	Meters	2004	24.47	0.00	24.47	2054	
3810	Meters	2004	1,448.12	0.00	1,448.12	2054	
3810	Meters	2004	1,366.33	0.00	1,366.33	2054	
3810	Meters	2004	827.88	0.00	827.88	2054	
3810	Meters	2004	304.11	0.00	304.11	2054	
3810	Meters	2004	288.75	0.00	288.75	2054	
3810	Meters	2004	73.88	0.00	73.88	2054	
3810	Meters	2004	541.73	0.00	541.73	2054	
3810	Meters	2004	511.14	0.00	511.14	2054	
3810	Meters	2004	309.71	0.00	309.71	2054	
3810	Meters	2004	113.77	0.00	113.77	2054	
3810	Meters	2004	108.02	0.00	108.02	2054	
3810	Meters	2004	27.64	0.00	27.64	2054	
3810	Meters	2004	886.36	0.00	886.36	2054	
3810	Meters	2004	836.30	0.00	836.30	2054	
3810	Meters	2004	506.73	0.00	506.73	2054	
3810	Meters	2004	186.14	0.00	186.14	2054	
3810	Meters	2004	176.74	0.00	176.74	2054	
3810	Meters	2004	45.22	0.00	45.22	2054	
3810	Meters	2004	987.69	0.00	987.69	2054	
3810	Meters	2004	931.91	0.00	931.91	2054	
3810	Meters	2004	564.66	0.00	564.66	2054	
3810	Meters	2004	207.42	0.00	207.42	2054	

3810	Meters	2004	196.94	0.00	196.94	2054	Schedule ALP-2
3810	Meters	2004	50.39	0.00	50.39	2054	
3810	Meters	2004	951.33	0.00	951.33	2054	
3810	Meters	2004	897.61	0.00	897.61	2054	
3810	Meters	2004	543.87	0.00	543.87	2054	
3810	Meters	2004	199.78	0.00	199.78	2054	
3810	Meters	2004	189.69	0.00	189.69	2054	
3810	Meters	2004	48.54	0.00	48.54	2054	
3810	Meters	2004	1,550.23	0.00	1,550.23	2054	
3810	Meters	2004	1,462.68	0.00	1,462.68	2054	
3810	Meters	2004	886.26	0.00	886.26	2054	
3810	Meters	2004	325.55	0.00	325.55	2054	
3810	Meters	2004	309.11	0.00	309.11	2054	
3810	Meters	2004	79.09	0.00	79.09	2054	
3810	Meters	2004	2,812.87	0.00	2,812.87	2054	
3810	Meters	2004	2,654.01	0.00	2,654.01	2054	
3810	Meters	2004	1,608.11	0.00	1,608.11	2054	
3810	Meters	2004	590.71	0.00	590.71	2054	
3810	Meters	2004	560.88	0.00	560.88	2054	
3810	Meters	2004	143.51	0.00	143.51	2054	
3810	Meters	2005	1,488.55	0.00	1,488.55	2055	
3810	Meters	2005	1,404.48	0.00	1,404.48	2055	
3810	Meters	2005	851.00	0.00	851.00	2055	
3810	Meters	2005	312.60	0.00	312.60	2055	
3810	Meters	2005	296.81	0.00	296.81	2055	
3810	Meters	2005	75.95	0.00	75.95	2055	
3810	Meters	2005	3,617.68	0.00	3,617.68	2055	
3810	Meters	2005	2,269.61	0.00	2,269.61	2055	
3810	Meters	2005	120.15	0.00	120.15	2055	
3810	Meters	2005	959.66	0.00	959.66	2055	
3810	Meters	2005	905.46	0.00	905.46	2055	
3810	Meters	2005	548.63	0.00	548.63	2055	
3810	Meters	2005	201.53	0.00	201.53	2055	
3810	Meters	2005	191.35	0.00	191.35	2055	
3810	Meters	2005	48.96	0.00	48.96	2055	
3810	Meters	2005	41,996.55	0.00	41,996.55	2055	
3810	Meters	2005	26,347.22	0.00	26,347.22	2055	
3810	Meters	2005	1,394.77	0.00	1,394.77	2055	
3810	Meters	2005	2,154.77	0.00	2,154.77	2055	
3810	Meters	2005	2,033.07	0.00	2,033.07	2055	
3810	Meters	2005	1,231.87	0.00	1,231.87	2055	
3810	Meters	2005	452.51	0.00	452.51	2055	
3810	Meters	2005	429.66	0.00	429.66	2055	
3810	Meters	2005	109.94	0.00	109.94	2055	
3810	Meters	2005	1,810.46	0.00	1,810.46	2055	
3810	Meters	2005	1,135.82	0.00	1,135.82	2055	
3810	Meters	2005	60.13	0.00	60.13	2055	

3810	Meters	2005	889.57	0.00	889.57	2055	Schedule ALP-2
3810	Meters	2005	839.33	0.00	839.33	2055	
3810	Meters	2005	508.57	0.00	508.57	2055	
3810	Meters	2005	186.81	0.00	186.81	2055	
3810	Meters	2005	177.38	0.00	177.38	2055	
3810	Meters	2005	45.39	0.00	45.39	2055	
3810	Meters	2005	1,288.16	0.00	1,288.16	2055	
3810	Meters	2005	808.15	0.00	808.15	2055	
3810	Meters	2005	42.78	0.00	42.78	2055	
3810	Meters	2005	550.53	0.00	550.53	2055	
3810	Meters	2005	519.43	0.00	519.43	2055	
3810	Meters	2005	314.73	0.00	314.73	2055	
3810	Meters	2005	115.61	0.00	115.61	2055	
3810	Meters	2005	109.77	0.00	109.77	2055	
3810	Meters	2005	28.09	0.00	28.09	2055	
3810	Meters	2005	1,848.99	0.00	1,848.99	2055	
3810	Meters	2005	1,159.99	0.00	1,159.99	2055	
3810	Meters	2005	61.41	0.00	61.41	2055	
3810	Meters	2005	637.44	0.00	637.44	2055	
3810	Meters	2005	601.44	0.00	601.44	2055	
3810	Meters	2005	364.42	0.00	364.42	2055	
3810	Meters	2005	133.87	0.00	133.87	2055	
3810	Meters	2005	127.10	0.00	127.10	2055	
3810	Meters	2005	32.52	0.00	32.52	2055	
3810	Meters	2005	2,600.42	0.00	2,600.42	2055	
3810	Meters	2005	1,631.42	0.00	1,631.42	2055	
3810	Meters	2005	86.36	0.00	86.36	2055	
3810	Meters	2005	422.80	0.00	422.80	2055	
3810	Meters	2005	398.92	0.00	398.92	2055	
3810	Meters	2005	241.71	0.00	241.71	2055	
3810	Meters	2005	88.79	0.00	88.79	2055	
3810	Meters	2005	84.31	0.00	84.31	2055	
3810	Meters	2005	21.57	0.00	21.57	2055	
3810	Meters	2005	6,928.35	0.00	6,928.35	2055	
3810	Meters	2005	4,346.61	0.00	4,346.61	2055	
3810	Meters	2005	230.10	0.00	230.10	2055	
3810	Meters	2005	1,230.01	0.00	1,230.01	2055	
3810	Meters	2005	1,160.55	0.00	1,160.55	2055	
3810	Meters	2005	703.19	0.00	703.19	2055	
3810	Meters	2005	258.31	0.00	258.31	2055	
3810	Meters	2005	245.26	0.00	245.26	2055	
3810	Meters	2005	62.76	0.00	62.76	2055	
3810	Meters	2005	7,870.40	0.00	7,870.40	2055	
3810	Meters	2005	4,937.62	0.00	4,937.62	2055	
3810	Meters	2005	261.39	0.00	261.39	2055	
3810	Meters	2005	500.81	0.00	500.81	2055	
3810	Meters	2005	472.53	0.00	472.53	2055	

Account	Description	Year	Amount	Offset	Balance	Year	Account
3810	Meters	2005	286.31	0.00	286.31	2055	Schedule ALP-2
3810	Meters	2005	105.17	0.00	105.17	2055	
3810	Meters	2005	99.86	0.00	99.86	2055	
3810	Meters	2005	25.55	0.00	25.55	2055	
3810	Meters	2005	4,934.01	0.00	4,934.01	2055	
3810	Meters	2005	3,095.43	0.00	3,095.43	2055	
3810	Meters	2005	163.87	0.00	163.87	2055	
3810	Meters	2005	1,573.41	0.00	1,573.41	2055	
3810	Meters	2005	1,484.55	0.00	1,484.55	2055	
3810	Meters	2005	899.51	0.00	899.51	2055	
3810	Meters	2005	330.42	0.00	330.42	2055	
3810	Meters	2005	313.73	0.00	313.73	2055	
3810	Meters	2005	80.28	0.00	80.28	2055	
3810	Meters	2005	5,686.36	0.00	5,686.36	2055	
3810	Meters	2005	3,567.43	0.00	3,567.43	2055	
3810	Meters	2005	188.85	0.00	188.85	2055	
3810	Meters	2005	2,098.91	0.00	2,098.91	2055	
3810	Meters	2005	1,980.37	0.00	1,980.37	2055	
3810	Meters	2005	1,199.94	0.00	1,199.94	2055	
3810	Meters	2005	440.78	0.00	440.78	2055	
3810	Meters	2005	418.52	0.00	418.52	2055	
3810	Meters	2005	107.09	0.00	107.09	2055	
3810	Meters	2005	7,282.39	0.00	7,282.39	2055	
3810	Meters	2005	4,568.73	0.00	4,568.73	2055	
3810	Meters	2005	241.86	0.00	241.86	2055	
3810	Meters	2005	4,252.27	0.00	4,252.27	2055	
3810	Meters	2005	4,012.11	0.00	4,012.11	2055	
3810	Meters	2005	2,431.01	0.00	2,431.01	2055	
3810	Meters	2005	892.99	0.00	892.99	2055	
3810	Meters	2005	847.89	0.00	847.89	2055	
3810	Meters	2005	216.95	0.00	216.95	2055	
3810	Meters	2005	4,548.42	0.00	4,548.42	2055	
3810	Meters	2005	2,853.52	0.00	2,853.52	2055	
3810	Meters	2005	151.06	0.00	151.06	2055	
3810	Meters	2006	5,195.47	0.00	5,195.47	2056	
3810	Meters	2006	4,902.05	0.00	4,902.05	2056	
3810	Meters	2006	2,970.23	0.00	2,970.23	2056	
3810	Meters	2006	1,091.07	0.00	1,091.07	2056	
3810	Meters	2006	1,035.97	0.00	1,035.97	2056	
3810	Meters	2006	265.07	0.00	265.07	2056	
3810	Meters	2006	1,143.02	0.00	1,143.02	2056	
3810	Meters	2006	717.09	0.00	717.09	2056	
3810	Meters	2006	37.96	0.00	37.96	2056	
3810	Meters	2006	9,014.92	0.00	9,014.92	2056	
3810	Meters	2006	8,505.79	0.00	8,505.79	2056	
3810	Meters	2006	5,153.80	0.00	5,153.80	2056	
3810	Meters	2006	1,893.17	0.00	1,893.17	2056	

3810	Meters	2006	1,797.56	0.00	1,797.56	2056	Schedule ALP-2
3810	Meters	2006	459.94	0.00	459.94	2056	
3810	Meters	2006	901.23	0.00	901.23	2056	
3810	Meters	2006	565.40	0.00	565.40	2056	
3810	Meters	2006	29.93	0.00	29.93	2056	
3810	Meters	2006	9,069.84	0.00	9,069.84	2056	
3810	Meters	2006	8,557.60	0.00	8,557.60	2056	
3810	Meters	2006	5,185.19	0.00	5,185.19	2056	
3810	Meters	2006	1,904.71	0.00	1,904.71	2056	
3810	Meters	2006	1,808.51	0.00	1,808.51	2056	
3810	Meters	2006	462.74	0.00	462.74	2056	
3810	Meters	2006	8,124.58	0.00	8,124.58	2056	
3810	Meters	2006	5,097.09	0.00	5,097.09	2056	
3810	Meters	2006	269.83	0.00	269.83	2056	
3810	Meters	2006	7,559.42	0.00	7,559.42	2056	
3810	Meters	2006	7,132.48	0.00	7,132.48	2056	
3810	Meters	2006	4,321.69	0.00	4,321.69	2056	
3810	Meters	2006	1,587.51	0.00	1,587.51	2056	
3810	Meters	2006	1,507.33	0.00	1,507.33	2056	
3810	Meters	2006	385.68	0.00	385.68	2056	
3810	Meters	2006	1,646.19	0.00	1,646.19	2056	
3810	Meters	2006	1,032.77	0.00	1,032.77	2056	
3810	Meters	2006	54.67	0.00	54.67	2056	
3810	Meters	2006	5,998.74	0.00	5,998.74	2056	
3810	Meters	2006	5,659.95	0.00	5,659.95	2056	
3810	Meters	2006	3,429.45	0.00	3,429.45	2056	
3810	Meters	2006	1,259.76	0.00	1,259.76	2056	
3810	Meters	2006	1,196.13	0.00	1,196.13	2056	
3810	Meters	2006	306.05	0.00	306.05	2056	
3810	Meters	2006	2,244.87	0.00	2,244.87	2056	
3810	Meters	2006	1,408.36	0.00	1,408.36	2056	
3810	Meters	2006	74.56	0.00	74.56	2056	
3810	Meters	2006	9,474.38	0.00	9,474.38	2056	
3810	Meters	2006	8,939.30	0.00	8,939.30	2056	
3810	Meters	2006	5,416.47	0.00	5,416.47	2056	
3810	Meters	2006	1,989.66	0.00	1,989.66	2056	
3810	Meters	2006	1,889.17	0.00	1,889.17	2056	
3810	Meters	2006	483.38	0.00	483.38	2056	
3810	Meters	2006	2,220.61	0.00	2,220.61	2056	
3810	Meters	2006	1,393.14	0.00	1,393.14	2056	
3810	Meters	2006	73.75	0.00	73.75	2056	
3810	Meters	2006	7,084.41	0.00	7,084.41	2056	
3810	Meters	2006	6,684.31	0.00	6,684.31	2056	
3810	Meters	2006	4,050.13	0.00	4,050.13	2056	
3810	Meters	2006	1,487.76	0.00	1,487.76	2056	
3810	Meters	2006	1,412.61	0.00	1,412.61	2056	
3810	Meters	2006	361.45	0.00	361.45	2056	

Account Number	Description	Fiscal Year	2006 Amount	2006 Change	2006 Total	2056 Schedule ALP-2
3810	Meters	2006	1,574.17	0.00	1,574.17	2056
3810	Meters	2006	987.58	0.00	987.58	2056
3810	Meters	2006	52.28	0.00	52.28	2056
3810	Meters	2006	6,351.53	0.00	6,351.53	2056
3810	Meters	2006	5,992.82	0.00	5,992.82	2056
3810	Meters	2006	3,631.14	0.00	3,631.14	2056
3810	Meters	2006	1,333.85	0.00	1,333.85	2056
3810	Meters	2006	1,266.48	0.00	1,266.48	2056
3810	Meters	2006	324.05	0.00	324.05	2056
3810	Meters	2006	5,947.62	0.00	5,947.62	2056
3810	Meters	2006	3,731.34	0.00	3,731.34	2056
3810	Meters	2006	197.53	0.00	197.53	2056
3810	Meters	2006	3,959.95	0.00	3,959.95	2056
3810	Meters	2006	3,736.31	0.00	3,736.31	2056
3810	Meters	2006	2,263.89	0.00	2,263.89	2056
3810	Meters	2006	831.61	0.00	831.61	2056
3810	Meters	2006	789.61	0.00	789.61	2056
3810	Meters	2006	202.03	0.00	202.03	2056
3810	Meters	2006	4,423.44	0.00	4,423.44	2056
3810	Meters	2006	2,775.11	0.00	2,775.11	2056
3810	Meters	2006	146.91	0.00	146.91	2056
3810	Meters	2006	5,454.93	0.00	5,454.93	2056
3810	Meters	2006	5,146.85	0.00	5,146.85	2056
3810	Meters	2006	3,118.56	0.00	3,118.56	2056
3810	Meters	2006	1,145.56	0.00	1,145.56	2056
3810	Meters	2006	1,087.70	0.00	1,087.70	2056
3810	Meters	2006	278.31	0.00	278.31	2056
3810	Meters	2006	5,063.98	0.00	5,063.98	2056
3810	Meters	2006	3,176.97	0.00	3,176.97	2056
3810	Meters	2006	168.18	0.00	168.18	2056
3810	Meters	2006	5,262.83	0.00	5,262.83	2056
3810	Meters	2006	4,965.61	0.00	4,965.61	2056
3810	Meters	2006	3,008.74	0.00	3,008.74	2056
3810	Meters	2006	1,105.21	0.00	1,105.21	2056
3810	Meters	2006	1,049.39	0.00	1,049.39	2056
3810	Meters	2006	268.50	0.00	268.50	2056
3810	Meters	2006	2,896.99	0.00	2,896.99	2056
3810	Meters	2006	1,817.47	0.00	1,817.47	2056
3810	Meters	2006	96.21	0.00	96.21	2056
3810	Meters	2006	4,924.36	0.00	4,924.36	2056
3810	Meters	2006	4,646.25	0.00	4,646.25	2056
3810	Meters	2006	2,815.24	0.00	2,815.24	2056
3810	Meters	2006	1,034.13	0.00	1,034.13	2056
3810	Meters	2006	981.90	0.00	981.90	2056
3810	Meters	2006	251.24	0.00	251.24	2056
3810	Meters	2006	5,945.76	0.00	5,945.76	2056
3810	Meters	2006	3,730.17	0.00	3,730.17	2056

Account	Description	Year	Amount	Year	Amount	Year	Amount
3810	Meters	2006	197.47		0.00	2056	197.47
3810	Meters	2007	5,546.67		0.00	2057	5,546.67
3810	Meters	2007	5,233.41		0.00	2057	5,233.41
3810	Meters	2007	3,171.01		0.00	2057	3,171.01
3810	Meters	2007	1,164.82		0.00	2057	1,164.82
3810	Meters	2007	1,105.99		0.00	2057	1,105.99
3810	Meters	2007	282.99		0.00	2057	282.99
3810	Meters	2007	6,567.42		0.00	2057	6,567.42
3810	Meters	2007	6,196.52		0.00	2057	6,196.52
3810	Meters	2007	3,754.57		0.00	2057	3,754.57
3810	Meters	2007	1,379.18		0.00	2057	1,379.18
3810	Meters	2007	1,309.53		0.00	2057	1,309.53
3810	Meters	2007	335.07		0.00	2057	335.07
3810	Meters	2007	6,731.31		0.00	2057	6,731.31
3810	Meters	2007	6,351.15		0.00	2057	6,351.15
3810	Meters	2007	3,848.28		0.00	2057	3,848.28
3810	Meters	2007	1,413.61		0.00	2057	1,413.61
3810	Meters	2007	1,342.20		0.00	2057	1,342.20
3810	Meters	2007	343.43		0.00	2057	343.43
3810	Meters	2007	5,055.82		0.00	2057	5,055.82
3810	Meters	2007	4,770.29		0.00	2057	4,770.29
3810	Meters	2007	2,890.39		0.00	2057	2,890.39
3810	Meters	2007	1,061.75		0.00	2057	1,061.75
3810	Meters	2007	1,008.12		0.00	2057	1,008.12
3810	Meters	2007	257.95		0.00	2057	257.95
3810	Meters	2007	43,688.00		0.00	2057	43,688.00
3810	Meters	2007	15,603.00		0.00	2057	15,603.00
3810	Meters	2007	382.61		0.00	2057	382.61
3810	Meters	2007	207.61		0.00	2057	207.61
3810	Meters	2007	152.40	2013	152.40		0.00
3810	Meters	2007	1.72		0.00	2057	1.72
3810	Meters	2007	2,390.00		0.00	2057	2,390.00
3810	Meters	2007	2,255.02		0.00	2057	2,255.02
3810	Meters	2007	1,366.36		0.00	2057	1,366.36
3810	Meters	2007	501.91		0.00	2057	501.91
3810	Meters	2007	476.56		0.00	2057	476.56
3810	Meters	2007	121.94		0.00	2057	121.94
3810	Meters	2007	987.71		0.00	2057	987.71
3810	Meters	2007	109.72		0.00	2057	109.72
3810	Meters	2007	1,527.80		0.00	2057	1,527.80
3810	Meters	2007	1,441.51		0.00	2057	1,441.51
3810	Meters	2007	873.44		0.00	2057	873.44
3810	Meters	2007	320.84		0.00	2057	320.84
3810	Meters	2007	304.64		0.00	2057	304.64
3810	Meters	2007	77.94		0.00	2057	77.94
3810	Meters	2007	230.00		0.00	2057	230.00
3810	Meters	2007	115.00		0.00	2057	115.00

3810	Meters	2007	76.00	0.00	76.00	2057	Schedule ALP-2
3810	Meters	2007	4,777.32	0.00	4,777.32	2057	
3810	Meters	2007	4,507.51	0.00	4,507.51	2057	
3810	Meters	2007	2,731.18	0.00	2,731.18	2057	
3810	Meters	2007	1,003.26	0.00	1,003.26	2057	
3810	Meters	2007	952.58	0.00	952.58	2057	
3810	Meters	2007	243.74	0.00	243.74	2057	
3810	Meters	2007	460.00	0.00	460.00	2057	
3810	Meters	2007	230.00	0.00	230.00	2057	
3810	Meters	2007	6,144.39	0.00	6,144.39	2057	
3810	Meters	2007	5,797.36	0.00	5,797.36	2057	
3810	Meters	2007	3,512.73	0.00	3,512.73	2057	
3810	Meters	2007	1,290.35	0.00	1,290.35	2057	
3810	Meters	2007	1,225.17	0.00	1,225.17	2057	
3810	Meters	2007	313.48	0.00	313.48	2057	
3810	Meters	2007	1,495.00	0.00	1,495.00	2057	
3810	Meters	2007	230.01	0.00	230.01	2057	
3810	Meters	2007	2,461.21	0.00	2,461.21	2057	
3810	Meters	2007	2,322.20	0.00	2,322.20	2057	
3810	Meters	2007	1,407.07	0.00	1,407.07	2057	
3810	Meters	2007	516.86	0.00	516.86	2057	
3810	Meters	2007	490.75	0.00	490.75	2057	
3810	Meters	2007	125.57	0.00	125.57	2057	
3810	Meters	2007	7,117.06	0.00	7,117.06	2057	
3810	Meters	2007	765.01	0.00	765.01	2057	
3810	Meters	2007	3,835.68	0.00	3,835.68	2057	
3810	Meters	2007	3,619.04	0.00	3,619.04	2057	
3810	Meters	2007	2,192.84	0.00	2,192.84	2057	
3810	Meters	2007	805.51	0.00	805.51	2057	
3810	Meters	2007	764.82	0.00	764.82	2057	
3810	Meters	2007	195.69	0.00	195.69	2057	
3810	Meters	2007	6,570.00	0.00	6,570.00	2057	
3810	Meters	2007	4,745.00	0.00	4,745.00	2057	
3810	Meters	2007	4,360.94	0.00	4,360.94	2057	
3810	Meters	2007	4,114.64	0.00	4,114.64	2057	
3810	Meters	2007	2,493.14	0.00	2,493.14	2057	
3810	Meters	2007	915.82	0.00	915.82	2057	
3810	Meters	2007	869.56	0.00	869.56	2057	
3810	Meters	2007	222.49	0.00	222.49	2057	
3810	Meters	2007	6,205.00	0.00	6,205.00	2057	
3810	Meters	2007	2,190.00	0.00	2,190.00	2057	
3810	Meters	2007	1,950.00	0.00	1,950.00	2057	
3810	Meters	2007	3,058.05	0.00	3,058.05	2057	
3810	Meters	2007	2,885.34	0.00	2,885.34	2057	
3810	Meters	2007	1,748.27	0.00	1,748.27	2057	
3810	Meters	2007	642.21	0.00	642.21	2057	
3810	Meters	2007	609.76	0.00	609.76	2057	

3810	Meters	2007	156.02	0.00	156.02	2057	Schedule ALP-2
3810	Meters	2007	5,840.00	0.00	5,840.00	2057	
3810	Meters	2007	5,110.00	0.00	5,110.00	2057	
3810	Meters	2008	7,032.45	0.00	7,032.45	2058	
3810	Meters	2008	6,635.27	0.00	6,635.27	2058	
3810	Meters	2008	4,020.42	0.00	4,020.42	2058	
3810	Meters	2008	1,476.84	0.00	1,476.84	2058	
3810	Meters	2008	1,402.25	0.00	1,402.25	2058	
3810	Meters	2008	358.80	0.00	358.80	2058	
3810	Meters	2008	2,555.00	0.00	2,555.00	2058	
3810	Meters	2008	2,190.00	0.00	2,190.00	2058	
3810	Meters	2008	1,486.57	0.00	1,486.57	2058	
3810	Meters	2008	1,402.61	0.00	1,402.61	2058	
3810	Meters	2008	849.86	0.00	849.86	2058	
3810	Meters	2008	312.19	0.00	312.19	2058	
3810	Meters	2008	296.41	0.00	296.41	2058	
3810	Meters	2008	75.85	0.00	75.85	2058	
3810	Meters	2008	1,953.40	0.00	1,953.40	2058	
3810	Meters	2008	1,825.00	0.00	1,825.00	2058	
3810	Meters	2008	365.00	0.00	365.00	2058	
3810	Meters	2008	6,434.34	0.00	6,434.34	2058	
3810	Meters	2008	6,070.95	0.00	6,070.95	2058	
3810	Meters	2008	3,678.49	0.00	3,678.49	2058	
3810	Meters	2008	1,351.23	0.00	1,351.23	2058	
3810	Meters	2008	1,282.99	0.00	1,282.99	2058	
3810	Meters	2008	328.28	0.00	328.28	2058	
3810	Meters	2008	10,659.49	0.00	10,659.49	2058	
3810	Meters	2008	10,057.47	0.00	10,057.47	2058	
3810	Meters	2008	6,093.99	0.00	6,093.99	2058	
3810	Meters	2008	2,238.53	0.00	2,238.53	2058	
3810	Meters	2008	2,125.48	0.00	2,125.48	2058	
3810	Meters	2008	543.84	0.00	543.84	2058	
3810	Meters	2008	805.00	0.00	805.00	2058	
3810	Meters	2008	8,524.32	0.00	8,524.32	2058	
3810	Meters	2008	8,042.89	0.00	8,042.89	2058	
3810	Meters	2008	4,873.32	0.00	4,873.32	2058	
3810	Meters	2008	1,790.15	0.00	1,790.15	2058	
3810	Meters	2008	1,699.73	0.00	1,699.73	2058	
3810	Meters	2008	434.91	0.00	434.91	2058	
3810	Meters	2008	345.00	0.00	345.00	2058	
3810	Meters	2008	7,998.16	0.00	7,998.16	2058	
3810	Meters	2008	7,546.45	0.00	7,546.45	2058	
3810	Meters	2008	4,572.52	0.00	4,572.52	2058	
3810	Meters	2008	1,679.65	0.00	1,679.65	2058	
3810	Meters	2008	1,594.81	0.00	1,594.81	2058	
3810	Meters	2008	408.06	0.00	408.06	2058	
3810	Meters	2008	115.00	0.00	115.00	2058	

3810	Meters	2008	115.00	0.00	115.00	2058	Schedule ALP-2
3810	Meters	2008	13,499.44	0.00	13,499.44	2058	
3810	Meters	2008	12,737.04	0.00	12,737.04	2058	
3810	Meters	2008	7,717.58	0.00	7,717.58	2058	
3810	Meters	2008	2,834.94	0.00	2,834.94	2058	
3810	Meters	2008	2,691.76	0.00	2,691.76	2058	
3810	Meters	2008	688.74	0.00	688.74	2058	
3810	Meters	2008	8,969.90	0.00	8,969.90	2058	
3810	Meters	2008	8,463.31	0.00	8,463.31	2058	
3810	Meters	2008	5,128.06	0.00	5,128.06	2058	
3810	Meters	2008	1,883.72	0.00	1,883.72	2058	
3810	Meters	2008	1,788.58	0.00	1,788.58	2058	
3810	Meters	2008	457.64	0.00	457.64	2058	
3810	Meters	2008	10,036.25	0.00	10,036.25	2058	
3810	Meters	2008	2,804.90	0.00	2,804.90	2058	
3810	Meters	2008	1,341.06	0.00	1,341.06	2058	
3810	Meters	2008	27.89	0.00	27.89	2058	
3810	Meters	2008	10,971.33	0.00	10,971.33	2058	
3810	Meters	2008	10,351.71	0.00	10,351.71	2058	
3810	Meters	2008	6,272.27	0.00	6,272.27	2058	
3810	Meters	2008	2,304.02	0.00	2,304.02	2058	
3810	Meters	2008	2,187.66	0.00	2,187.66	2058	
3810	Meters	2008	559.76	0.00	559.76	2058	
3810	Meters	2008	11,670.41	0.00	11,670.41	2058	
3810	Meters	2008	259.93	0.00	259.93	2058	
3810	Meters	2008	14,356.97	0.00	14,356.97	2058	
3810	Meters	2008	13,546.15	0.00	13,546.15	2058	
3810	Meters	2008	8,207.84	0.00	8,207.84	2058	
3810	Meters	2008	3,015.02	0.00	3,015.02	2058	
3810	Meters	2008	2,862.75	0.00	2,862.75	2058	
3810	Meters	2008	732.49	0.00	732.49	2058	
3810	Meters	2008	8,706.74	0.00	8,706.74	2058	
3810	Meters	2008	7,066.09	0.00	7,066.09	2058	
3810	Meters	2008	5,730.89	0.00	5,730.89	2058	
3810	Meters	2008	7,676.98	0.00	7,676.98	2058	
3810	Meters	2008	7,243.42	0.00	7,243.42	2058	
3810	Meters	2008	4,388.91	0.00	4,388.91	2058	
3810	Meters	2008	1,612.20	0.00	1,612.20	2058	
3810	Meters	2008	1,530.78	0.00	1,530.78	2058	
3810	Meters	2008	391.67	0.00	391.67	2058	
3810	Meters	2008	10,688.41	0.00	10,688.41	2058	
3810	Meters	2008	314.45	0.00	314.45	2058	
3810	Meters	2008	10,538.33	0.00	10,538.33	2058	
3810	Meters	2008	9,943.16	0.00	9,943.16	2058	
3810	Meters	2008	6,024.72	0.00	6,024.72	2058	
3810	Meters	2008	2,213.09	0.00	2,213.09	2058	
3810	Meters	2008	2,101.32	0.00	2,101.32	2058	

3810	Meters	2008	537.66	0.00	537.66	2058	Schedule ALP-2
3810	Meters	2008	14,030.56	0.00	14,030.56	2058	
3810	Meters	2009	8,084.13	0.00	8,084.13	2059	
3810	Meters	2009	7,627.57	0.00	7,627.57	2059	
3810	Meters	2009	4,621.67	0.00	4,621.67	2059	
3810	Meters	2009	1,697.70	0.00	1,697.70	2059	
3810	Meters	2009	1,611.96	0.00	1,611.96	2059	
3810	Meters	2009	412.46	0.00	412.46	2059	
3810	Meters	2009	3,068.29	0.00	3,068.29	2059	
3810	Meters	2009	307.74	0.00	307.74	2059	
3810	Meters	2009	100.98	0.00	100.98	2059	
3810	Meters	2009	12.93	0.00	12.93	2059	
3810	Meters	2009	4,309.72	0.00	4,309.72	2059	
3810	Meters	2009	4,066.32	0.00	4,066.32	2059	
3810	Meters	2009	2,463.85	0.00	2,463.85	2059	
3810	Meters	2009	905.06	0.00	905.06	2059	
3810	Meters	2009	859.35	0.00	859.35	2059	
3810	Meters	2009	219.88	0.00	219.88	2059	
3810	Meters	2009	2,169.86	0.00	2,169.86	2059	
3810	Meters	2009	3,466.14	0.00	3,466.14	2059	
3810	Meters	2009	3,270.39	0.00	3,270.39	2059	
3810	Meters	2009	1,981.58	0.00	1,981.58	2059	
3810	Meters	2009	727.90	0.00	727.90	2059	
3810	Meters	2009	691.14	0.00	691.14	2059	
3810	Meters	2009	176.84	0.00	176.84	2059	
3810	Meters	2009	23,321.14	0.00	23,321.14	2059	
3810	Meters	2009	2,774.28	0.00	2,774.28	2059	
3810	Meters	2009	1,285.71	0.00	1,285.71	2059	
3810	Meters	2009	460.00	0.00	460.00	2059	
3810	Meters	2009	115.00	0.00	115.00	2059	
3810	Meters	2009	14.38	0.00	14.38	2059	
3810	Meters	2009	3,344.30	0.00	3,344.30	2059	
3810	Meters	2009	3,155.43	0.00	3,155.43	2059	
3810	Meters	2009	1,911.93	0.00	1,911.93	2059	
3810	Meters	2009	702.31	0.00	702.31	2059	
3810	Meters	2009	666.85	0.00	666.85	2059	
3810	Meters	2009	170.62	0.00	170.62	2059	
3810	Meters	2009	15,214.41	0.00	15,214.41	2059	
3810	Meters	2009	14,355.15	0.00	14,355.15	2059	
3810	Meters	2009	8,698.03	0.00	8,698.03	2059	
3810	Meters	2009	3,195.09	0.00	3,195.09	2059	
3810	Meters	2009	3,033.72	0.00	3,033.72	2059	
3810	Meters	2009	776.23	0.00	776.23	2059	
3810	Meters	2009	15,166.79	0.00	15,166.79	2059	
3810	Meters	2009	14,310.22	0.00	14,310.22	2059	
3810	Meters	2009	8,670.80	0.00	8,670.80	2059	
3810	Meters	2009	3,185.09	0.00	3,185.09	2059	

3810	Meters	2009	3,024.22	0.00	3,024.22	2059	Schedule ALP-2
3810	Meters	2009	773.81	0.00	773.81	2059	
3810	Meters	2009	48.52	0.00	48.52	2059	
3810	Meters	2009	43.11	0.00	43.11	2059	
3810	Meters	2009	6,234.55	0.00	6,234.55	2059	
3810	Meters	2009	5,882.45	0.00	5,882.45	2059	
3810	Meters	2009	3,564.28	0.00	3,564.28	2059	
3810	Meters	2009	1,309.28	0.00	1,309.28	2059	
3810	Meters	2009	1,243.15	0.00	1,243.15	2059	
3810	Meters	2009	318.08	0.00	318.08	2059	
3810	Meters	2009	3,672.80	0.00	3,672.80	2059	
3810	Meters	2009	3,465.37	0.00	3,465.37	2059	
3810	Meters	2009	2,099.72	0.00	2,099.72	2059	
3810	Meters	2009	771.30	0.00	771.30	2059	
3810	Meters	2009	732.35	0.00	732.35	2059	
3810	Meters	2009	187.39	0.00	187.39	2059	
3810	Meters	2009	851.84	0.00	851.84	2059	
3810	Meters	2009	36,491.09	0.00	36,491.09	2059	
3810	Meters	2009	2,164.11	0.00	2,164.11	2059	
3810	Meters	2009	2,041.88	0.00	2,041.88	2059	
3810	Meters	2009	1,237.21	0.00	1,237.21	2059	
3810	Meters	2009	454.47	0.00	454.47	2059	
3810	Meters	2009	431.52	0.00	431.52	2059	
3810	Meters	2009	110.41	0.00	110.41	2059	
3810	Meters	2009	3,023.62	0.00	3,023.62	2059	
3810	Meters	2009	86,621.57	0.00	86,621.57	2059	
3810	Meters	2009	5,137.10	0.00	5,137.10	2059	
3810	Meters	2009	4,846.97	0.00	4,846.97	2059	
3810	Meters	2009	2,936.86	0.00	2,936.86	2059	
3810	Meters	2009	1,078.81	0.00	1,078.81	2059	
3810	Meters	2009	1,024.32	0.00	1,024.32	2059	
3810	Meters	2009	262.10	0.00	262.10	2059	
3810	Meters	2009	115,525.08	0.00	115,525.08	2059	
3810	Meters	2009	6,851.23	0.00	6,851.23	2059	
3810	Meters	2009	6,464.29	0.00	6,464.29	2059	
3810	Meters	2009	3,916.82	0.00	3,916.82	2059	
3810	Meters	2009	1,438.78	0.00	1,438.78	2059	
3810	Meters	2009	1,366.12	0.00	1,366.12	2059	
3810	Meters	2009	349.55	0.00	349.55	2059	
3810	Meters	2009	17,873.39	0.00	17,873.39	2059	
3810	Meters	2009	86,729.07	0.00	86,729.07	2059	
3810	Meters	2009	5,143.47	0.00	5,143.47	2059	
3810	Meters	2009	4,852.98	0.00	4,852.98	2059	
3810	Meters	2009	2,940.50	0.00	2,940.50	2059	
3810	Meters	2009	1,080.15	0.00	1,080.15	2059	
3810	Meters	2009	1,025.60	0.00	1,025.60	2059	
3810	Meters	2009	262.42	0.00	262.42	2059	

3810	Meters	2009	99,835.95	0.00	99,835.95	2059	Schedule ALP-2
3810	Meters	2009	3,334.06	0.00	3,334.06	2059	
3810	Meters	2010	62,044.27	0.00	62,044.27	2060	
3810	Meters	2010	3,679.54	0.00	3,679.54	2060	
3810	Meters	2010	3,471.74	0.00	3,471.74	2060	
3810	Meters	2010	2,103.58	0.00	2,103.58	2060	
3810	Meters	2010	772.72	0.00	772.72	2060	
3810	Meters	2010	733.69	0.00	733.69	2060	
3810	Meters	2010	187.73	0.00	187.73	2060	
3810	Meters	2010	72,969.94	0.00	72,969.94	2060	
3810	Meters	2010	38,182.68	0.00	38,182.68	2060	
3810	Meters	2010	2,264.43	0.00	2,264.43	2060	
3810	Meters	2010	2,136.55	0.00	2,136.55	2060	
3810	Meters	2010	1,294.57	0.00	1,294.57	2060	
3810	Meters	2010	475.54	0.00	475.54	2060	
3810	Meters	2010	451.52	0.00	451.52	2060	
3810	Meters	2010	115.54	0.00	115.54	2060	
3810	Meters	2010	50,688.22	0.00	50,688.22	2060	
3810	Meters	2010	74,255.63	0.00	74,255.63	2060	
3810	Meters	2010	4,605.56	0.00	4,605.56	2060	
3810	Meters	2010	4,345.45	0.00	4,345.45	2060	
3810	Meters	2010	2,632.99	0.00	2,632.99	2060	
3810	Meters	2010	967.19	0.00	967.19	2060	
3810	Meters	2010	918.34	0.00	918.34	2060	
3810	Meters	2010	234.97	0.00	234.97	2060	
3810	Meters	2010	54,334.80	0.00	54,334.80	2060	
3810	Meters	2010	2,206.51	0.00	2,206.51	2060	
3810	Meters	2010	16,150.48	0.00	16,150.48	2060	
3810	Meters	2010	2,293.26	0.00	2,293.26	2060	
3810	Meters	2010	2,163.74	0.00	2,163.74	2060	
3810	Meters	2010	1,311.04	0.00	1,311.04	2060	
3810	Meters	2010	481.59	0.00	481.59	2060	
3810	Meters	2010	457.27	0.00	457.27	2060	
3810	Meters	2010	117.00	0.00	117.00	2060	
3810	Meters	2010	157,003.00	0.00	157,003.00	2060	
3810	Meters	2010	9,311.07	0.00	9,311.07	2060	
3810	Meters	2010	8,785.21	0.00	8,785.21	2060	
3810	Meters	2010	5,323.11	0.00	5,323.11	2060	
3810	Meters	2010	1,955.36	0.00	1,955.36	2060	
3810	Meters	2010	1,856.61	0.00	1,856.61	2060	
3810	Meters	2010	475.05	0.00	475.05	2060	
3810	Meters	2010	6,645.72	0.00	6,645.72	2060	
3810	Meters	2010	94,391.59	0.00	94,391.59	2060	
3810	Meters	2010	5,597.90	0.00	5,597.90	2060	
3810	Meters	2010	5,281.74	0.00	5,281.74	2060	
3810	Meters	2010	3,200.30	0.00	3,200.30	2060	
3810	Meters	2010	1,175.59	0.00	1,175.59	2060	

3810	Meters	2010	1,116.21	0.00	1,116.21	2060	Schedule ALP-2
3810	Meters	2010	285.61	0.00	285.61	2060	
3810	Meters	2010	88,297.51	0.00	88,297.51	2060	
3810	Meters	2010	5,490.31	0.00	5,490.31	2060	
3810	Meters	2010	5,180.23	0.00	5,180.23	2060	
3810	Meters	2010	3,138.79	0.00	3,138.79	2060	
3810	Meters	2010	1,152.99	0.00	1,152.99	2060	
3810	Meters	2010	1,094.76	0.00	1,094.76	2060	
3810	Meters	2010	280.12	0.00	280.12	2060	
3810	Meters	2010	2,468.28	0.00	2,468.28	2060	
3810	Meters	2010	137,888.13	0.00	137,888.13	2060	
3810	Meters	2010	8,177.47	0.00	8,177.47	2060	
3810	Meters	2010	7,715.62	0.00	7,715.62	2060	
3810	Meters	2010	4,675.02	0.00	4,675.02	2060	
3810	Meters	2010	1,717.30	0.00	1,717.30	2060	
3810	Meters	2010	1,630.56	0.00	1,630.56	2060	
3810	Meters	2010	417.21	0.00	417.21	2060	
3810	Meters	2010	306,200.28	0.00	306,200.28	2060	
3810	Meters	2010	18,159.22	0.00	18,159.22	2060	
3810	Meters	2010	17,133.65	0.00	17,133.65	2060	
3810	Meters	2010	10,381.56	0.00	10,381.56	2060	
3810	Meters	2010	3,813.51	0.00	3,813.51	2060	
3810	Meters	2010	3,620.91	0.00	3,620.91	2060	
3810	Meters	2010	926.48	0.00	926.48	2060	
3810	Meters	2010	152,944.94	0.00	152,944.94	2060	
3810	Meters	2010	9,070.41	0.00	9,070.41	2060	
3810	Meters	2010	8,558.14	0.00	8,558.14	2060	
3810	Meters	2010	5,185.52	0.00	5,185.52	2060	
3810	Meters	2010	1,904.82	0.00	1,904.82	2060	
3810	Meters	2010	1,808.62	0.00	1,808.62	2060	
3810	Meters	2010	462.77	0.00	462.77	2060	
3810	Meters	2010	41,350.37	0.00	41,350.37	2060	
3810	Meters	2010	3,605.11	0.00	3,605.11	2060	
3810	Meters	2010	1,098.43	0.00	1,098.43	2060	
3810	Meters	2010	234,474.44	0.00	234,474.44	2060	
3810	Meters	2010	13,905.52	0.00	13,905.52	2060	
3810	Meters	2010	13,120.18	0.00	13,120.18	2060	
3810	Meters	2010	7,949.74	0.00	7,949.74	2060	
3810	Meters	2010	2,920.21	0.00	2,920.21	2060	
3810	Meters	2010	2,772.73	0.00	2,772.73	2060	
3810	Meters	2010	709.46	0.00	709.46	2060	
3810	Meters	2010	15,499.67	0.00	15,499.67	2060	
3810	Meters	2010	1,406.43	0.00	1,406.43	2060	
3810	Meters	2010	368,302.22	0.00	368,302.22	2060	
3810	Meters	2010	19,417.74	0.00	19,417.74	2060	
3810	Meters	2010	18,321.08	0.00	18,321.08	2060	
3810	Meters	2010	11,101.05	0.00	11,101.05	2060	

3810	Meters	2010	4,077.80	0.00	4,077.80	2060	Schedule ALP-2
3810	Meters	2010	3,871.85	0.00	3,871.85	2060	
3810	Meters	2010	990.69	0.00	990.69	2060	
3810	Meters	2010	27,156.12	0.00	27,156.12	2060	
3810	Meters	2010	12,274.81	0.00	12,274.81	2060	
3810	Meters	2010	637.25	0.00	637.25	2060	
3810	Meters	2010	4.63	0.00	4.63	2060	
3810	Meters	2011	20,979.30	0.00	20,979.30	2061	
3810	Meters	2011	19,469.79	0.00	19,469.79	2061	
3810	Meters	2011	16,199.71	0.00	16,199.71	2061	
3810	Meters	2011	16,199.71	0.00	16,199.71	2061	
3810	Meters	2011	4,669.72	0.00	4,669.72	2061	
3810	Meters	2011	4,049.93	0.00	4,049.93	2061	
3810	Meters	2011	8,971.40	0.00	8,971.40	2061	
3810	Meters	2011	63,385.93	0.00	63,385.93	2061	
3810	Meters	2011	25,311.12	0.00	25,311.12	2061	
3810	Meters	2011	4,662.07	0.00	4,662.07	2061	
3810	Meters	2011	4,297.45	0.00	4,297.45	2061	
3810	Meters	2011	1,554.02	0.00	1,554.02	2061	
3810	Meters	2011	1,074.36	0.00	1,074.36	2061	
3810	Meters	2011	627.61	0.00	627.61	2061	
3810	Meters	2011	6,166.78	0.00	6,166.78	2061	
3810	Meters	2011	170,377.68	0.00	170,377.68	2061	
3810	Meters	2011	21,991.53	0.00	21,991.53	2061	
3810	Meters	2011	3,570.52	0.00	3,570.52	2061	
3810	Meters	2011	2,088.56	0.00	2,088.56	2061	
3810	Meters	2011	2,088.56	0.00	2,088.56	2061	
3810	Meters	2011	1,190.17	0.00	1,190.17	2061	
3810	Meters	2011	1,121.53	0.00	1,121.53	2061	
3810	Meters	2011	522.14	0.00	522.14	2061	
3810	Meters	2011	762.74	0.00	762.74	2061	
3810	Meters	2011	210,755.67	0.00	210,755.67	2061	
3810	Meters	2011	5,112.17	0.00	5,112.17	2061	
3810	Meters	2011	3,505.70	0.00	3,505.70	2061	
3810	Meters	2011	3,505.70	0.00	3,505.70	2061	
3810	Meters	2011	876.43	0.00	876.43	2061	
3810	Meters	2011	864.31	0.00	864.31	2061	
3810	Meters	2011	373.90	0.00	373.90	2061	
3810	Meters	2011	288.10	0.00	288.10	2061	
3810	Meters	2011	5,168.37	0.00	5,168.37	2061	
3810	Meters	2011	3,558.92	0.00	3,558.92	2061	
3810	Meters	2011	14,739.45	0.00	14,739.45	2061	
3810	Meters	2011	2,693.86	0.00	2,693.86	2061	
3810	Meters	2011	2,194.30	0.00	2,194.30	2061	
3810	Meters	2011	2,194.30	0.00	2,194.30	2061	
3810	Meters	2011	897.95	0.00	897.95	2061	
3810	Meters	2011	548.57	0.00	548.57	2061	

3810	Meters	2011	176.36	0.00	176.36	2061	Schedule ALP-2
3810	Meters	2011	35,824.93	0.00	35,824.93	2061	
3810	Meters	2011	11,941.64	0.00	11,941.64	2061	
3810	Meters	2011	2,021.64	0.00	2,021.64	2061	
3810	Meters	2011	438.84	0.00	438.84	2061	
3810	Meters	2011	438.84	0.00	438.84	2061	
3810	Meters	2011	109.71	0.00	109.71	2061	
3810	Meters	2011	76,407.06	0.00	76,407.06	2061	
3810	Meters	2011	42,475.14	0.00	42,475.14	2061	
3810	Meters	2011	5,327.28	0.00	5,327.28	2061	
3810	Meters	2011	5,327.28	0.00	5,327.28	2061	
3810	Meters	2011	274.11	0.00	274.11	2061	
3810	Meters	2011	143.08	0.00	143.08	2061	
3810	Meters	2011	53.66	0.00	53.66	2061	
3810	Meters	2011	23,387.72	0.00	23,387.72	2061	
3810	Meters	2011	7,022.85	0.00	7,022.85	2061	
3810	Meters	2011	3,511.43	0.00	3,511.43	2061	
3810	Meters	2011	3,511.43	0.00	3,511.43	2061	
3810	Meters	2011	1,316.78	0.00	1,316.78	2061	
3810	Meters	2011	877.86	0.00	877.86	2061	
3810	Meters	2011	877.86	0.00	877.86	2061	
3810	Meters	2011	438.93	0.00	438.93	2061	
3810	Meters	2011	4,586.02	0.00	4,586.02	2061	
3810	Meters	2011	19,832.46	0.00	19,832.46	2061	
3810	Meters	2011	9,916.23	0.00	9,916.23	2061	
3810	Meters	2011	9,916.23	0.00	9,916.23	2061	
3810	Meters	2011	3,718.59	0.00	3,718.59	2061	
3810	Meters	2011	2,479.06	0.00	2,479.06	2061	
3810	Meters	2011	2,479.06	0.00	2,479.06	2061	
3810	Meters	2011	1,239.53	0.00	1,239.53	2061	
3810	Meters	2011	612.47	0.00	612.47	2061	
3810	Meters	2011	25,760.84	0.00	25,760.84	2061	
3810	Meters	2011	12,880.42	0.00	12,880.42	2061	
3810	Meters	2011	12,880.42	0.00	12,880.42	2061	
3810	Meters	2011	4,830.16	0.00	4,830.16	2061	
3810	Meters	2011	3,220.10	0.00	3,220.10	2061	
3810	Meters	2011	3,220.10	0.00	3,220.10	2061	
3810	Meters	2011	1,610.05	0.00	1,610.05	2061	
3810	Meters	2011	10,218.90	0.00	10,218.90	2061	
3810	Meters	2011	2,850.15	0.00	2,850.15	2061	
3810	Meters	2011	1,766.78	0.00	1,766.78	2061	
3810	Meters	2011	45,256.35	0.00	45,256.35	2061	
3810	Meters	2011	22,628.18	0.00	22,628.18	2061	
3810	Meters	2011	22,628.18	0.00	22,628.18	2061	
3810	Meters	2011	8,485.57	0.00	8,485.57	2061	
3810	Meters	2011	5,657.04	0.00	5,657.04	2061	
3810	Meters	2011	5,657.04	0.00	5,657.04	2061	

3810	Meters	2011	2,828.52	0.00	2,828.52	2061	Schedule ALP-2
3810	Meters	2011	5,150.39	0.00	5,150.39	2061	
3810	Meters	2011	1,073.28	0.00	1,073.28	2061	
3810	Meters	2011	13,242.91	0.00	13,242.91	2061	
3810	Meters	2011	6,621.46	0.00	6,621.46	2061	
3810	Meters	2011	6,621.46	0.00	6,621.46	2061	
3810	Meters	2011	2,483.05	0.00	2,483.05	2061	
3810	Meters	2011	1,655.36	0.00	1,655.36	2061	
3810	Meters	2011	1,655.36	0.00	1,655.36	2061	
3810	Meters	2011	827.68	0.00	827.68	2061	
3810	Meters	2011	28,199.88	0.00	28,199.88	2061	
3810	Meters	2011	4,747.58	0.00	4,747.58	2061	
3810	Meters	2011	349.01	0.00	349.01	2061	
3810	Meters	2011	19.57	0.00	19.57	2061	
3810	Meters	2012	11,094.48	0.00	11,094.48	2062	
3810	Meters	2012	9,113.75	0.00	9,113.75	2062	
3810	Meters	2012	4,330.74	0.00	4,330.74	2062	
3810	Meters	2012	53,278.15	0.00	53,278.15	2062	
3810	Meters	2012	4,038.00	0.00	4,038.00	2062	
3810	Meters	2012	3,879.51	0.00	3,879.51	2062	
3810	Meters	2012	3,734.79	0.00	3,734.79	2062	
3810	Meters	2012	2,895.15	0.00	2,895.15	2062	
3810	Meters	2012	16,583.50	0.00	16,583.50	2062	
3810	Meters	2012	12,731.25	0.00	12,731.25	2062	
3810	Meters	2012	5,425.45	0.00	5,425.45	2062	
3810	Meters	2012	3,818.40	0.00	3,818.40	2062	
3810	Meters	2012	1,040.39	0.00	1,040.39	2062	
3810	Meters	2012	5,186.80	0.00	5,186.80	2062	
3810	Meters	2012	3,516.94	0.00	3,516.94	2062	
3810	Meters	2012	783.92	0.00	783.92	2062	
3810	Meters	2012	745.15	0.00	745.15	2062	
3810	Meters	2012	5,876.08	0.00	5,876.08	2062	
3810	Meters	2012	3,518.40	0.00	3,518.40	2062	
3810	Meters	2012	2,136.11	0.00	2,136.11	2062	
3810	Meters	2012	415.13	0.00	415.13	2062	
3810	Meters	2012	8,136.28	0.00	8,136.28	2062	
3810	Meters	2012	965.79	0.00	965.79	2062	
3810	Meters	2012	721.86	0.00	721.86	2062	
3810	Meters	2012	328.28	0.00	328.28	2062	
3810	Meters	2012	3,237.35	0.00	3,237.35	2062	
3810	Meters	2012	1,182.80	0.00	1,182.80	2062	
3810	Meters	2012	991.80	0.00	991.80	2062	
3810	Meters	2012	609.47	0.00	609.47	2062	
3810	Meters	2012	456.43	0.00	456.43	2062	
3810	Meters	2012	2,916.44	0.00	2,916.44	2062	
3810	Meters	2012	2,900.38	0.00	2,900.38	2062	
3810	Meters	2012	2,061.47	0.00	2,061.47	2062	

3810	Meters	2012	1,660.85	0.00	1,660.85	2062	Schedule ALP-2
3810	Meters	2012	1,098.75	0.00	1,098.75	2062	
3810	Meters	2012	12,274.09	0.00	12,274.09	2062	
3810	Meters	2012	522.23	0.00	522.23	2062	
3810	Meters	2013	2,798.95	0.00	2,798.95	2063	
3810	Meters	2013	721.96	0.00	721.96	2063	
3810	Meters	2013	3,640.25	0.00	3,640.25	2063	
3810	Meters	2013	2,383.20	0.00	2,383.20	2063	
3810	Meters	2013	974.03	0.00	974.03	2063	
3810	Meters	2013	783.94	0.00	783.94	2063	
3810	Meters	2013	675.13	0.00	675.13	2063	
3810	Meters	2013	16,628.53	0.00	16,628.53	2063	
3810	Meters	2013	7,528.62	0.00	7,528.62	2063	
3810	Meters	2013	7,331.16	0.00	7,331.16	2063	
3810	Meters	2013	2,180.19	0.00	2,180.19	2063	
3810	Meters	2013	1,961.01	0.00	1,961.01	2063	
3810	Meters	2013	1,244.54	0.00	1,244.54	2063	
3810	Meters	2013	1,016.66	0.00	1,016.66	2063	
3810	Meters	2013	10,732.56	0.00	10,732.56	2063	
3810	Meters	2013	9,195.50	0.00	9,195.50	2063	
3810	Meters	2013	4,690.55	0.00	4,690.55	2063	
3810	Meters	2013	3,029.91	0.00	3,029.91	2063	
3810	Meters	2013	2,874.30	0.00	2,874.30	2063	
3810	Meters	2013	708.72	0.00	708.72	2063	
3810	Meters	2013	632.83	0.00	632.83	2063	
3810	Meters	2013	19,788.07	0.00	19,788.07	2063	
3810	Meters	2013	16,538.10	0.00	16,538.10	2063	
3810	Meters	2013	15,102.37	0.00	15,102.37	2063	
3810	Meters	2013	5,300.41	0.00	5,300.41	2063	
3810	Meters	2013	4,295.44	0.00	4,295.44	2063	
3810	Meters	2013	4,262.09	0.00	4,262.09	2063	
3810	Meters	2013	143,515.12	0.00	143,515.12	2063	
3810	Meters	2013	46,703.34	0.00	46,703.34	2063	
3810	Meters	2013	28,101.65	0.00	28,101.65	2063	
3810	Meters	2013	7,535.31	0.00	7,535.31	2063	
3810	Meters	2013	1,820.97	0.00	1,820.97	2063	
3810	Meters	2013	1,174.53	0.00	1,174.53	2063	
3810	Meters	2013	736.59	0.00	736.59	2063	
3810	Meters	2013	85,911.81	0.00	85,911.81	2063	
3810	Meters	2013	36,861.57	0.00	36,861.57	2063	
3810	Meters	2013	3,728.40	0.00	3,728.40	2063	
3810	Meters	2013	1,449.89	0.00	1,449.89	2063	
3810	Meters	2013	1,273.74	0.00	1,273.74	2063	
3810	Meters	2013	42,147.94	0.00	42,147.94	2063	
3810	Meters	2013	20,225.09	0.00	20,225.09	2063	
3810	Meters	2013	5,597.67	0.00	5,597.67	2063	
3810	Meters	2013	5,025.73	0.00	5,025.73	2063	

3810	Meters	2013	3,614.82	0.00	3,614.82	2063	Schedule ALP-2
3810	Meters	2013	1,533.97	0.00	1,533.97	2063	
3810	Meters	2013	1,144.05	0.00	1,144.05	2063	
3810	Meters	2013	51,737.27	0.00	51,737.27	2063	
3810	Meters	2013	26,219.69	0.00	26,219.69	2063	
3810	Meters	2013	13,991.33	0.00	13,991.33	2063	
3810	Meters	2013	6,274.69	0.00	6,274.69	2063	
3810	Meters	2013	2,124.07	0.00	2,124.07	2063	
3810	Meters	2013	2,034.47	0.00	2,034.47	2063	
3810	Meters	2013	1,759.23	0.00	1,759.23	2063	
3810	Meters	2013	211,095.48	0.00	211,095.48	2063	
3810	Meters	2013	67,416.43	0.00	67,416.43	2063	
3810	Meters	2013	56,741.30	0.00	56,741.30	2063	
3810	Meters	2013	8,288.94	0.00	8,288.94	2063	
3810	Meters	2013	5,970.32	0.00	5,970.32	2063	
3810	Meters	2013	519.45	0.00	519.45	2063	
3810 Total			8,347,037.24	152.40	8,346,884.84		962,267.24
3820	Meter installations	2008	650.00	0.00	650.00	2058	
3820	Meter installations	2008	2,275.00	0.00	2,275.00	2058	
3820	Meter installations	2008	1,760.00	0.00	1,760.00	2058	
3820	Meter installations	2008	2,640.00	0.00	2,640.00	2058	
3820	Meter installations	2008	975.00	0.00	975.00	2058	
3820	Meter installations	2008	325.00	0.00	325.00	2058	
3820	Meter installations	2008	325.00	0.00	325.00	2058	
3820	Meter installations	2008	1,760.00	0.00	1,760.00	2058	
3820	Meter installations	2008	440.00	0.00	440.00	2058	
3820	Meter installations	2008	262.85	0.00	262.85	2058	
3820	Meter installations	2008	8.50	0.00	8.50	2058	
3820	Meter installations	2008	3,490.32	0.00	3,490.32	2058	
3820	Meter installations	2008	74.39	0.00	74.39	2058	
3820	Meter installations	2008	8,261.47	0.00	8,261.47	2058	
3820	Meter installations	2008	7,903.96	0.00	7,903.96	2058	
3820	Meter installations	2008	2,057.65	0.00	2,057.65	2058	
3820	Meter installations	2008	4,002.63	0.00	4,002.63	2058	
3820	Meter installations	2008	970.28	0.00	970.28	2058	
3820	Meter installations	2008	17.00	0.00	17.00	2058	
3820	Meter installations	2008	19,026.94	0.00	19,026.94	2058	
3820	Meter installations	2008	3,873.07	0.00	3,873.07	2058	
3820	Meter installations	2008	470.33	0.00	470.33	2058	
3820	Meter installations	2009	24,121.80	0.00	24,121.80	2059	
3820	Meter installations	2009	7,758.08	0.00	7,758.08	2059	
3820	Meter installations	2009	586.40	0.00	586.40	2059	
3820	Meter installations	2009	1,948.38	0.00	1,948.38	2059	
3820	Meter installations	2009	1,344.38	0.00	1,344.38	2059	
3820	Meter installations	2009	850.61	0.00	850.61	2059	
3820	Meter installations	2009	5,643.58	0.00	5,643.58	2059	
3820	Meter installations	2009	1,813.49	0.00	1,813.49	2059	

3820	Meter installations	2009	1,710.60	0.00	1,710.60	2059	Schedule ALP-2
3820	Meter installations	2009	115.32	0.00	115.32	2059	
3820	Meter installations	2009	372.77	0.00	372.77	2059	
3820	Meter installations	2009	299.15	0.00	299.15	2059	
3820	Meter installations	2009	76.76	0.00	76.76	2059	
3820	Meter installations	2009	394.44	0.00	394.44	2059	
3820	Meter installations	2009	22.44	0.00	22.44	2059	
3820	Meter installations	2009	1,920.09	0.00	1,920.09	2059	
3820	Meter installations	2009	1,163.07	0.00	1,163.07	2059	
3820	Meter installations	2009	17,520.58	0.00	17,520.58	2059	
3820	Meter installations	2009	2,719.93	0.00	2,719.93	2059	
3820	Meter installations	2009	1,376.03	0.00	1,376.03	2059	
3820	Meter installations	2009	588.74	0.00	588.74	2059	
3820	Meter installations	2010	39,453.80	0.00	39,453.80	2060	
3820	Meter installations	2010	1,943.68	0.00	1,943.68	2060	
3820	Meter installations	2010	52,452.31	0.00	52,452.31	2060	
3820	Meter installations	2010	1,605.40	0.00	1,605.40	2060	
3820	Meter installations	2010	36,586.10	0.00	36,586.10	2060	
3820	Meter installations	2010	1,086.85	0.00	1,086.85	2060	
3820	Meter installations	2010	566.01	0.00	566.01	2060	
3820	Meter installations	2010	338.92	0.00	338.92	2060	
3820	Meter installations	2010	120.61	0.00	120.61	2060	
3820	Meter installations	2010	3,435.40	0.00	3,435.40	2060	
3820	Meter installations	2010	391.21	0.00	391.21	2060	
3820	Meter installations	2010	2,347.26	0.00	2,347.26	2060	
3820	Meter installations	2010	16,643.11	0.00	16,643.11	2060	
3820	Meter installations	2010	764.67	0.00	764.67	2060	
3820	Meter installations	2010	16,255.32	0.00	16,255.32	2060	
3820	Meter installations	2010	624.42	0.00	624.42	2060	
3820	Meter installations	2010	510.66	0.00	510.66	2060	
3820	Meter installations	2010	33,937.34	0.00	33,937.34	2060	
3820	Meter installations	2010	2,094.11	0.00	2,094.11	2060	
3820	Meter installations	2010	984.36	0.00	984.36	2060	
3820	Meter installations	2010	651.66	0.00	651.66	2060	
3820	Meter installations	2011	6,065.88	0.00	6,065.88	2061	
3820	Meter installations	2011	782.70	0.00	782.70	2061	
3820	Meter installations	2011	754.06	0.00	754.06	2061	
3820	Meter installations	2011	539.23	0.00	539.23	2061	
3820	Meter installations	2011	403.67	0.00	403.67	2061	
3820	Meter installations	2011	5,591.75	0.00	5,591.75	2061	
3820	Meter installations	2011	1,429.02	0.00	1,429.02	2061	
3820	Meter installations	2011	614.41	0.00	614.41	2061	
3820	Meter installations	2011	4,990.88	0.00	4,990.88	2061	
3820	Meter installations	2011	1,597.73	0.00	1,597.73	2061	
3820	Meter installations	2011	532.66	0.00	532.66	2061	
3820	Meter installations	2011	3,529.24	0.00	3,529.24	2061	
3820	Meter installations	2011	2,602.68	0.00	2,602.68	2061	

3820	Meter installations	2011	2,539.77	0.00	2,539.77	2061	Schedule ALP-2
3820	Meter installations	2011	596.54	0.00	596.54	2061	
3820	Meter installations	2012	858.19	0.00	858.19	2062	
3820	Meter installations	2012	686.74	0.00	686.74	2062	
3820	Meter installations	2012	291.63	0.00	291.63	2062	
3820	Meter installations	2012	230.64	0.00	230.64	2062	
3820	Meter installations	2012	3,466.15	0.00	3,466.15	2062	
3820	Meter installations	2012	2,100.60	0.00	2,100.60	2062	
3820	Meter installations	2012	1,233.62	0.00	1,233.62	2062	
3820	Meter installations	2012	522.26	0.00	522.26	2062	
3820	Meter installations	2012	11,130.50	0.00	11,130.50	2062	
3820	Meter installations	2012	1,214.05	0.00	1,214.05	2062	
3820	Meter installations	2012	606.53	0.00	606.53	2062	
3820	Meter installations	2012	2,426.79	0.00	2,426.79	2062	
3820	Meter installations	2012	903.21	0.00	903.21	2062	
3820	Meter installations	2012	7,843.97	0.00	7,843.97	2062	
3820	Meter installations	2012	3,310.98	0.00	3,310.98	2062	
3820	Meter installations	2012	1,023.65	0.00	1,023.65	2062	
3820	Meter installations	2012	918.01	0.00	918.01	2062	
3820	Meter installations	2012	7,107.87	0.00	7,107.87	2062	
3820	Meter installations	2012	5,239.97	0.00	5,239.97	2062	
3820	Meter installations	2012	2,552.40	0.00	2,552.40	2062	
3820	Meter installations	2012	1,545.46	0.00	1,545.46	2062	
3820	Meter installations	2012	731.41	0.00	731.41	2062	
3820	Meter installations	2012	632.14	0.00	632.14	2062	
3820	Meter installations	2012	4,519.38	0.00	4,519.38	2062	
3820	Meter installations	2012	2,355.27	0.00	2,355.27	2062	
3820	Meter installations	2012	1,381.35	0.00	1,381.35	2062	
3820	Meter installations	2012	1,122.00	0.00	1,122.00	2062	
3820	Meter installations	2012	7,221.54	0.00	7,221.54	2062	
3820	Meter installations	2012	2,265.94	0.00	2,265.94	2062	
3820	Meter installations	2012	2,022.69	0.00	2,022.69	2062	
3820	Meter installations	2012	567.12	0.00	567.12	2062	
3820	Meter installations	2012	501.57	0.00	501.57	2062	
3820	Meter installations	2012	11,044.26	0.00	11,044.26	2062	
3820	Meter installations	2012	2,668.72	0.00	2,668.72	2062	
3820	Meter installations	2012	1,121.76	0.00	1,121.76	2062	
3820	Meter installations	2012	8,390.72	0.00	8,390.72	2062	
3820	Meter installations	2012	1,365.94	0.00	1,365.94	2062	
3820	Meter installations	2012	946.86	0.00	946.86	2062	
3820	Meter installations	2012	573.70	0.00	573.70	2062	
3820	Meter installations	2012	502.36	0.00	502.36	2062	
3820	Meter installations	2012	2,926.09	0.00	2,926.09	2062	
3820	Meter installations	2012	2,255.72	0.00	2,255.72	2062	
3820	Meter installations	2012	1,909.18	0.00	1,909.18	2062	
3820	Meter installations	2012	957.35	0.00	957.35	2062	
3820	Meter installations	2012	650.63	0.00	650.63	2062	

3820	Meter installations	2012	607.93	0.00	607.93	2062	Schedule ALP-2
3820	Meter installations	2012	598.20	0.00	598.20	2062	
3820	Meter installations	2012	5,767.55	0.00	5,767.55	2062	
3820	Meter installations	2012	3,293.32	0.00	3,293.32	2062	
3820	Meter installations	2012	2,215.09	0.00	2,215.09	2062	
3820	Meter installations	2012	1,709.79	0.00	1,709.79	2062	
3820	Meter installations	2012	1,001.59	0.00	1,001.59	2062	
3820	Meter installations	2012	922.71	0.00	922.71	2062	
3820	Meter installations	2012	876.23	0.00	876.23	2062	
3820	Meter installations	2012	695.95	0.00	695.95	2062	
3820	Meter installations	2012	515.61	0.00	515.61	2062	
3820	Meter installations	2013	1,038.68	0.00	1,038.68	2063	
3820	Meter installations	2013	784.77	0.00	784.77	2063	
3820	Meter installations	2013	6,224.85	0.00	6,224.85	2063	
3820	Meter installations	2013	6,084.03	0.00	6,084.03	2063	
3820	Meter installations	2013	2,223.47	0.00	2,223.47	2063	
3820	Meter installations	2013	840.33	0.00	840.33	2063	
3820	Meter installations	2013	604.08	0.00	604.08	2063	
3820	Meter installations	2013	11,477.18	0.00	11,477.18	2063	
3820	Meter installations	2013	6,744.04	0.00	6,744.04	2063	
3820	Meter installations	2013	3,055.92	0.00	3,055.92	2063	
3820	Meter installations	2013	2,366.54	0.00	2,366.54	2063	
3820	Meter installations	2013	617.77	0.00	617.77	2063	
3820	Meter installations	2013	551.49	0.00	551.49	2063	
3820	Meter installations	2013	14,021.88	0.00	14,021.88	2063	
3820	Meter installations	2013	1,725.86	0.00	1,725.86	2063	
3820	Meter installations	2013	940.05	0.00	940.05	2063	
3820	Meter Installations	2013	6,697.07	0.00	6,697.07	2063	
3820	Meter Installations	2013	3,693.69	0.00	3,693.69	2063	
3820	Meter Installations	2013	2,522.31	0.00	2,522.31	2063	
3820	Meter Installations	2013	1,145.22	0.00	1,145.22	2063	
3820	Meter Installations	2013	1,106.17	0.00	1,106.17	2063	
3820	Meter Installations	2013	730.83	0.00	730.83	2063	
3820	Meter Installations	2013	652.47	0.00	652.47	2063	
3820	Meter Installations	2013	607.18	0.00	607.18	2063	
3820	Meter installations	2013	11,687.12	0.00	11,687.12	2063	
3820	Meter installations	2013	4,856.24	0.00	4,856.24	2063	
3820	Meter installations	2013	1,428.81	0.00	1,428.81	2063	
3820	Meter installations	2013	6,654.37	0.00	6,654.37	2063	
3820	Meter installations	2013	1,382.65	0.00	1,382.65	2063	
3820	Meter installations	2013	1,300.89	0.00	1,300.89	2063	
3820	Meter installations	2013	1,076.08	0.00	1,076.08	2063	
3820	Meter installations	2013	1,065.62	0.00	1,065.62	2063	
3820	Meter installations	2013	6,924.51	0.00	6,924.51	2063	
3820	Meter installations	2013	4,713.36	0.00	4,713.36	2063	
3820	Meter installations	2013	4,706.67	0.00	4,706.67	2063	
3820	Meter installations	2013	3,704.50	0.00	3,704.50	2063	

3820	Meter installations	2013	2,620.23		0.00	2,620.23	2063	Schedule ALP-2	
3820	Meter installations	2013	2,370.48		0.00	2,370.48	2063		
3820	Meter installations	2013	749.81		0.00	749.81	2063		
3820	Meter installations	2013	581.92		0.00	581.92	2063		
3820	Meter installations	2013	521.56		0.00	521.56	2063		
3820	Meter installations	2013	506.95		0.00	506.95	2063		
3820	Meter installations	2013	6,637.55		0.00	6,637.55	2063		
3820	Meter installations	2013	6,060.24		0.00	6,060.24	2063		
3820	Meter installations	2013	5,589.05		0.00	5,589.05	2063		
3820	Meter installations	2013	3,305.10		0.00	3,305.10	2063		
3820	Meter installations	2013	2,472.71		0.00	2,472.71	2063		
3820	Meter installations	2013	1,293.76		0.00	1,293.76	2063		
3820	Meter installations	2013	753.44		0.00	753.44	2063		
3820	Meter installations	2013	733.62		0.00	733.62	2063		
3820	Meter installations	2013	28,518.11		0.00	28,518.11	2063		
3820	Meter installations	2013	18,495.62		0.00	18,495.62	2063		
3820	Meter installations	2013	12,055.74		0.00	12,055.74	2063		
3820	Meter installations	2013	3,255.47		0.00	3,255.47	2063		
3820	Meter installations	2013	1,453.88		0.00	1,453.88	2063		
3820	Meter installations	2013	1,126.06		0.00	1,126.06	2063		
3820	Meter installations	2013	706.66		0.00	706.66	2063		
3820	Meter installations	2013	555.34		0.00	555.34	2063		
3820 Total			737,650.34		0.00	737,650.34			33,806.83
3830	Stores Equipment	1997	53.36		0.00	53.36	2047		
3830	Stores Equipment	1997	13.65		0.00	13.65	2047		
3830	Stores Equipment	1997	252.51		0.00	252.51	2047		
3830	Stores Equipment	1997	56.20		0.00	56.20	2047		
3830	Stores Equipment	1997	295.67		0.00	295.67	2047		
3830	Stores Equipment	1997	157.35		0.00	157.35	2047		
3830	Stores Equipment	1998	20.00		0.00	20.00	2048		
3830	House regulators	2007	190.00		0.00	190.00	2057		
3830	House regulators	2007	38.00		0.00	38.00	2057		
3830	House regulators	2007	38.00		0.00	38.00	2057		
3830	House regulators	2007	151.98		0.00	151.98	2057		
3830	House regulators	2007	76.00		0.00	76.00	2057		
3830	House regulators	2007	493.90		0.00	493.90	2057		
3830	House regulators	2007	76.00		0.00	76.00	2057		
3830	House regulators	2007	646.24		0.00	646.24	2057		
3830	House regulators	2007	4,225.00	2012	4,225.00	0.00			
3830	House regulators	2007	684.00		0.00	684.00	2057		
3830	House regulators	2007	494.00		0.00	494.00	2057		
3830	House regulators	2007	646.00		0.00	646.00	2057		
3830	House regulators	2007	228.00		0.00	228.00	2057		
3830	House regulators	2007	608.00		0.00	608.00	2057		
3830	House regulators	2007	532.00		0.00	532.00	2057		
3830	House regulators	2008	506.12		0.00	506.12	2058		
3830	House regulators	2008	266.00		0.00	266.00	2058		

3830	House regulators	2008	228.00		0.00	228.00	2058	Schedule ALP-2
3830	House regulators	2008	190.00		0.00	190.00	2058	
3830	House regulators	2008	38.00		0.00	38.00	2058	
3830	House regulators	2008	266.00		0.00	266.00	2058	
3830	House regulators	2008	152.00		0.00	152.00	2058	
3830	House regulators	2008	228.00		0.00	228.00	2058	
3830	House regulators	2008	114.00		0.00	114.00	2058	
3830	House regulators	2008	38.00		0.00	38.00	2058	
3830	House regulators	2008	38.00		0.00	38.00	2058	
3830	House regulators	2008	152.00		0.00	152.00	2058	
3830	House regulators	2008	38.00		0.00	38.00	2058	
3830	House regulators	2008	583.02		0.00	583.02	2058	
3830	House regulators	2008	544.14		0.00	544.14	2058	
3830	House regulators	2008	12.70		0.00	12.70	2058	
3830	House regulators	2008	2,663.32	2012	2,663.32	0.00		
3830	House regulators	2008	1,377.18		0.00	1,377.18	2058	
3830	House regulators	2008	147.81		0.00	147.81	2058	
3830	House regulators	2008	3,067.09		0.00	3,067.09	2058	
3830	House regulators	2008	8.21		0.00	8.21	2058	
3830	House regulators	2008	3,755.29		0.00	3,755.29	2058	
3830	House regulators	2008	402.22		0.00	402.22	2058	
3830	House regulators	2009	681.76		0.00	681.76	2059	
3830	House regulators	2009	15.09		0.00	15.09	2059	
3830	House regulators	2009	8.21		0.00	8.21	2059	
3830	House regulators	2009	220.67		0.00	220.67	2059	
3830	House regulators	2009	200.81		0.00	200.81	2059	
3830	House regulators	2009	377.33		0.00	377.33	2059	
3830	House regulators	2009	162.56		0.00	162.56	2059	
3830	House regulators	2009	152.64		0.00	152.64	2059	
3830	House regulators	2009	31.20		0.00	31.20	2059	
3830	House regulators	2009	156.08		0.00	156.08	2059	
3830	House regulators	2009	5,633.63		0.00	5,633.63	2059	
3830	House regulators	2009	1,179.15		0.00	1,179.15	2059	
3830	House regulators	2009	41,082.64		0.00	41,082.64	2059	
3830	House regulators	2010	39,335.33		0.00	39,335.33	2060	
3830	House regulators	2010	20,356.81		0.00	20,356.81	2060	
3830	House regulators	2010	25,455.79		0.00	25,455.79	2060	
3830	House regulators	2010	3,814.28		0.00	3,814.28	2060	
3830	House regulators	2010	2,021.57		0.00	2,021.57	2060	
3830	House regulators	2010	19,861.47		0.00	19,861.47	2060	
3830	House regulators	2010	501.70		0.00	501.70	2060	
3830	House regulators	2010	5,141.23		0.00	5,141.23	2060	
3830	House regulators	2010	860.72		0.00	860.72	2060	
3830	House regulators	2010	11,265.71		0.00	11,265.71	2060	
3830	House regulators	2010	2,451.79		0.00	2,451.79	2060	
3830	House regulators	2011	817.38		0.00	817.38	2061	
3830	House regulators	2011	3,787.60		0.00	3,787.60	2061	

3830	House regulators	2011	983.06	0.00	983.06	2061	Schedule ALP-2
3830	House regulators	2012	4,801.35	0.00	4,801.35	2062	
3830	House regulators	2012	3,708.69	0.00	3,708.69	2062	
3830	House regulators	2012	14,753.49	0.00	14,753.49	2062	
3830	House regulators	2012	3,767.70	0.00	3,767.70	2062	
3830	House regulators	2012	1,380.50	0.00	1,380.50	2062	
3830	House regulators	2012	784.70	0.00	784.70	2062	
3830	House regulators	2012	1,793.22	0.00	1,793.22	2062	
3830	House regulators	2012	327.09	0.00	327.09	2062	
3830	House regulators	2012	67.71	0.00	67.71	2062	
3830	House regulators	2012	6,078.67	0.00	6,078.67	2062	
3830	House regulators	2012	74.31	0.00	74.31	2062	
3830	House regulators	2012	32.08	0.00	32.08	2062	
3830	House regulators	2012	68.18	0.00	68.18	2062	
3830	House regulators	2012	2,669.44	0.00	2,669.44	2062	
3830	House regulators	2012	1,334.13	0.00	1,334.13	2062	
3830	House regulators	2012	429.81	0.00	429.81	2062	
3830	House regulators	2012	2,638.58	0.00	2,638.58	2062	
3830	House regulators	2012	374.83	0.00	374.83	2062	
3830	House regulators	2012	1,349.43	0.00	1,349.43	2062	
3830	House regulators	2012	109.10	0.00	109.10	2062	
3830	House regulators	2012	4,490.72	0.00	4,490.72	2062	
3830	House regulators	2012	699.53	0.00	699.53	2062	
3830	House regulators	2012	322.91	0.00	322.91	2062	
3830	House regulators	2012	208.61	0.00	208.61	2062	
3830	House regulators	2012	7,574.45	0.00	7,574.45	2062	
3830	House regulators	2012	1,431.83	0.00	1,431.83	2062	
3830	House regulators	2013	936.26	0.00	936.26	2063	
3830	House regulators	2013	1,824.77	0.00	1,824.77	2063	
3830	House regulators	2013	1,322.25	0.00	1,322.25	2063	
3830	House regulators	2013	2,132.16	0.00	2,132.16	2063	
3830	Stores equipment	2013	2,245.38	0.00	2,245.38	2063	
3830	Stores equipment	2013	677.93	0.00	677.93	2063	
3830	House regulators	2013	4,665.62	0.00	4,665.62	2063	
3830	House regulators	2013	1,542.71	0.00	1,542.71	2063	
3830	House regulators	2013	2,435.02	0.00	2,435.02	2063	
3830	House regulators	2013	1,840.06	0.00	1,840.06	2063	
3830	House regulators	2013	1,783.34	0.00	1,783.34	2063	
3830	House regulators	2013	1,051.34	0.00	1,051.34	2063	
3830	House regulators	2013	844.15	0.00	844.15	2063	
3830	House regulators	2013	515.43	0.00	515.43	2063	
3830	House regulators	2013	1,061.27	0.00	1,061.27	2063	
3830	House regulators	2013	854.13	0.00	854.13	2063	
3830	House regulators	2013	545.03	0.00	545.03	2063	
3830	House regulators	2013	864.48	0.00	864.48	2063	
3830 Total			299,759.56	6,888.32	292,871.24		18,557.37
3850	Industrial Measuring & Regulating Equipment	1996	46,786.96	0.00	46,786.96	2046	

3850	Industrial Measuring & Regulating Equipment	1996	28,954.51	0.00	28,954.51	2046	Schedule ALP-2
3850	Industrial Measuring & Regulating Equipment	1997	8,952.89	0.00	8,952.89	2047	
3850	Industrial Measuring & Regulating Equipment	1997	15,536.75	0.00	15,536.75	2047	
3850	Industrial Measuring & Regulating Equipment	1997	33,729.70	0.00	33,729.70	2047	
3850	Industrial Measuring & Regulating Equipment	1997	6,984.39	0.00	6,984.39	2047	
3850	Industrial Measuring & Regulating Equipment	1997	181.52	0.00	181.52	2047	
3850	Industrial Measuring & Regulating Equipment	1997	7,116.10	0.00	7,116.10	2047	
3850	Industrial Measuring & Regulating Equipment	1997	747.17	0.00	747.17	2047	
3850	Industrial Measuring & Regulating Equipment	1997	14,989.68	0.00	14,989.68	2047	
3850	Industrial Measuring & Regulating Equipment	1997	5,138.73	0.00	5,138.73	2047	
3850	Industrial Measuring & Regulating Equipment	1997	68.14	0.00	68.14	2047	
3850	Industrial Measuring & Regulating Equipment	1997	17.44	0.00	17.44	2047	
3850	Industrial Measuring & Regulating Equipment	1997	322.43	0.00	322.43	2047	
3850	Industrial Measuring & Regulating Equipment	1997	71.77	0.00	71.77	2047	
3850	Industrial Measuring & Regulating Equipment	1997	341.73	0.00	341.73	2047	
3850	Industrial Measuring & Regulating Equipment	1997	195.37	0.00	195.37	2047	
3850	Industrial Measuring & Regulating Equipment	1997	6,583.64	0.00	6,583.64	2047	
3850	Industrial Measuring & Regulating Equipment	1997	3,352.29	0.00	3,352.29	2047	
3850	Industrial Measuring & Regulating Equipment	1997	68.35	0.00	68.35	2047	
3850	Industrial Measuring & Regulating Equipment	1997	2,634.10	0.00	2,634.10	2047	
3850	Industrial Measuring & Regulating Equipment	1997	281.33	0.00	281.33	2047	
3850	Industrial Measuring & Regulating Equipment	1997	21,538.53	0.00	21,538.53	2047	
3850	Industrial Measuring & Regulating Equipment	1997	8,509.79	0.00	8,509.79	2047	
3850	Industrial Measuring & Regulating Equipment	1997	59.13	0.00	59.13	2047	
3850	Industrial Measuring & Regulating Equipment	1997	15.13	0.00	15.13	2047	
3850	Industrial Measuring & Regulating Equipment	1997	279.77	0.00	279.77	2047	
3850	Industrial Measuring & Regulating Equipment	1997	62.27	0.00	62.27	2047	
3850	Industrial Measuring & Regulating Equipment	1997	296.52	0.00	296.52	2047	
3850	Industrial Measuring & Regulating Equipment	1997	22,199.29	0.00	22,199.29	2047	
3850	Industrial Measuring & Regulating Equipment	1997	1,860.43	0.00	1,860.43	2047	
3850	Industrial Measuring & Regulating Equipment	1997	160.08	0.00	160.08	2047	
3850	Industrial Measuring & Regulating Equipment	1997	4,364.30	0.00	4,364.30	2047	
3850	Industrial Measuring & Regulating Equipment	1997	17,037.32	0.00	17,037.32	2047	
3850	Industrial Measuring & Regulating Equipment	1997	72,485.49	0.00	72,485.49	2047	
3850	Industrial Measuring & Regulating Equipment	1997	4,819.77	0.00	4,819.77	2047	
3850	Industrial Measuring & Regulating Equipment	1998	687.29	0.00	687.29	2048	
3850	Industrial Measuring & Regulating Equipment	1998	175.86	0.00	175.86	2048	
3850	Industrial Measuring & Regulating Equipment	1998	3,252.25	0.00	3,252.25	2048	
3850	Industrial Measuring & Regulating Equipment	1998	723.87	0.00	723.87	2048	
3850	Industrial Measuring & Regulating Equipment	1998	3,446.95	0.00	3,446.95	2048	
3850	Industrial Measuring & Regulating Equipment	1998	1,970.61	0.00	1,970.61	2048	
3850	Industrial Measuring & Regulating Equipment	1998	251.65	0.00	251.65	2048	
3850	Industrial Measuring & Regulating Equipment	1998	64.38	0.00	64.38	2048	
3850	Industrial Measuring & Regulating Equipment	1998	1,190.73	0.00	1,190.73	2048	
3850	Industrial Measuring & Regulating Equipment	1998	265.02	0.00	265.02	2048	
3850	Industrial Measuring & Regulating Equipment	1998	1,261.99	0.00	1,261.99	2048	
3850	Industrial Measuring & Regulating Equipment	1998	721.47	0.00	721.47	2048	

3850	Industrial Measuring & Regulating Equipment	1998	549.42	0.00	549.42	2048	Schedule ALP-2
3850	Industrial Measuring & Regulating Equipment	1998	140.56	0.00	140.56	2048	
3850	Industrial Measuring & Regulating Equipment	1998	2,599.74	0.00	2,599.74	2048	
3850	Industrial Measuring & Regulating Equipment	1998	578.63	0.00	578.63	2048	
3850	Industrial Measuring & Regulating Equipment	1998	2,755.37	0.00	2,755.37	2048	
3850	Industrial Measuring & Regulating Equipment	1998	1,575.23	0.00	1,575.23	2048	
3850	Industrial Measuring & Regulating Equipment	1998	(168.13)	0.00	(168.13)	2048	
3850	Industrial Measuring & Regulating Equipment	1998	(43.02)	0.00	(43.02)	2048	
3850	Industrial Measuring & Regulating Equipment	1998	(795.51)	0.00	(795.51)	2048	
3850	Industrial Measuring & Regulating Equipment	1998	(177.07)	0.00	(177.07)	2048	
3850	Industrial Measuring & Regulating Equipment	1998	(843.18)	0.00	(843.18)	2048	
3850	Industrial Measuring & Regulating Equipment	1998	(482.01)	0.00	(482.01)	2048	
3850	Industrial Measuring & Regulating Equipment	1998	37.94	0.00	37.94	2048	
3850	Industrial Measuring & Regulating Equipment	1998	9.71	0.00	9.71	2048	
3850	Industrial Measuring & Regulating Equipment	1998	179.53	0.00	179.53	2048	
3850	Industrial Measuring & Regulating Equipment	1998	39.96	0.00	39.96	2048	
3850	Industrial Measuring & Regulating Equipment	1998	190.29	0.00	190.29	2048	
3850	Industrial Measuring & Regulating Equipment	1998	108.79	0.00	108.79	2048	
3850	Industrial Measuring & Regulating Equipment	1998	124.72	0.00	124.72	2048	
3850	Industrial Measuring & Regulating Equipment	1998	31.91	0.00	31.91	2048	
3850	Industrial Measuring & Regulating Equipment	1998	590.16	0.00	590.16	2048	
3850	Industrial Measuring & Regulating Equipment	1998	131.36	0.00	131.36	2048	
3850	Industrial Measuring & Regulating Equipment	1998	625.48	0.00	625.48	2048	
3850	Industrial Measuring & Regulating Equipment	1998	357.59	0.00	357.59	2048	
3850	Industrial Measuring & Regulating Equipment	1998	335.67	0.00	335.67	2048	
3850	Industrial Measuring & Regulating Equipment	1998	85.88	0.00	85.88	2048	
3850	Industrial Measuring & Regulating Equipment	1998	1,588.29	0.00	1,588.29	2048	
3850	Industrial Measuring & Regulating Equipment	1998	353.53	0.00	353.53	2048	
3850	Industrial Measuring & Regulating Equipment	1998	1,683.37	0.00	1,683.37	2048	
3850	Industrial Measuring & Regulating Equipment	1998	962.39	0.00	962.39	2048	
3850	Industrial Measuring & Regulating Equipment	1998	174.98	0.00	174.98	2048	
3850	Industrial Measuring & Regulating Equipment	1998	44.76	0.00	44.76	2048	
3850	Industrial Measuring & Regulating Equipment	1998	827.99	0.00	827.99	2048	
3850	Industrial Measuring & Regulating Equipment	1998	184.30	0.00	184.30	2048	
3850	Industrial Measuring & Regulating Equipment	1998	877.55	0.00	877.55	2048	
3850	Industrial Measuring & Regulating Equipment	1998	501.70	0.00	501.70	2048	
3850	Industrial Measuring & Regulating Equipment	1998	123.99	0.00	123.99	2048	
3850	Industrial Measuring & Regulating Equipment	1998	31.73	0.00	31.73	2048	
3850	Industrial Measuring & Regulating Equipment	1998	586.69	0.00	586.69	2048	
3850	Industrial Measuring & Regulating Equipment	1998	130.59	0.00	130.59	2048	
3850	Industrial Measuring & Regulating Equipment	1998	621.80	0.00	621.80	2048	
3850	Industrial Measuring & Regulating Equipment	1998	355.48	0.00	355.48	2048	
3850	Industrial Measuring & Regulating Equipment	1998	282.59	0.00	282.59	2048	
3850	Industrial Measuring & Regulating Equipment	1998	72.30	0.00	72.30	2048	
3850	Industrial Measuring & Regulating Equipment	1998	1,337.15	0.00	1,337.15	2048	
3850	Industrial Measuring & Regulating Equipment	1998	297.62	0.00	297.62	2048	
3850	Industrial Measuring & Regulating Equipment	1998	1,417.19	0.00	1,417.19	2048	

3850	Industrial Measuring & Regulating Equipment	1998	810.20	0.00	810.20	2048	Schedule ALP-2
3850	Industrial Measuring & Regulating Equipment	1998	574.95	0.00	574.95	2048	
3850	Industrial Measuring & Regulating Equipment	1998	147.11	0.00	147.11	2048	
3850	Industrial Measuring & Regulating Equipment	1998	2,720.59	0.00	2,720.59	2048	
3850	Industrial Measuring & Regulating Equipment	1998	605.55	0.00	605.55	2048	
3850	Industrial Measuring & Regulating Equipment	1998	2,883.44	0.00	2,883.44	2048	
3850	Industrial Measuring & Regulating Equipment	1998	1,648.43	0.00	1,648.43	2048	
3850	Industrial Measuring & Regulating Equipment	1998	355.67	0.00	355.67	2048	
3850	Industrial Measuring & Regulating Equipment	1998	91.00	0.00	91.00	2048	
3850	Industrial Measuring & Regulating Equipment	1998	1,682.97	0.00	1,682.97	2048	
3850	Industrial Measuring & Regulating Equipment	1998	374.58	0.00	374.58	2048	
3850	Industrial Measuring & Regulating Equipment	1998	1,783.70	0.00	1,783.70	2048	
3850	Industrial Measuring & Regulating Equipment	1998	1,019.75	0.00	1,019.75	2048	
3850	Industrial Measuring & Regulating Equipment	1999	230.47	0.00	230.47	2049	
3850	Industrial Measuring & Regulating Equipment	1999	58.97	0.00	58.97	2049	
3850	Industrial Measuring & Regulating Equipment	1999	1,090.55	0.00	1,090.55	2049	
3850	Industrial Measuring & Regulating Equipment	1999	242.73	0.00	242.73	2049	
3850	Industrial Measuring & Regulating Equipment	1999	1,155.82	0.00	1,155.82	2049	
3850	Industrial Measuring & Regulating Equipment	1999	660.78	0.00	660.78	2049	
3850	Industrial Measuring & Regulating Equipment	1999	393.95	0.00	393.95	2049	
3850	Industrial Measuring & Regulating Equipment	1999	100.80	0.00	100.80	2049	
3850	Industrial Measuring & Regulating Equipment	1999	1,864.13	0.00	1,864.13	2049	
3850	Industrial Measuring & Regulating Equipment	1999	414.91	0.00	414.91	2049	
3850	Industrial Measuring & Regulating Equipment	1999	1,975.71	0.00	1,975.71	2049	
3850	Industrial Measuring & Regulating Equipment	1999	1,129.51	0.00	1,129.51	2049	
3850	Industrial Measuring & Regulating Equipment	1999	(11.86)	0.00	(11.86)	2049	
3850	Industrial Measuring & Regulating Equipment	1999	(3.03)	0.00	(3.03)	2049	
3850	Industrial Measuring & Regulating Equipment	1999	(56.12)	0.00	(56.12)	2049	
3850	Industrial Measuring & Regulating Equipment	1999	(12.49)	0.00	(12.49)	2049	
3850	Industrial Measuring & Regulating Equipment	1999	(59.48)	0.00	(59.48)	2049	
3850	Industrial Measuring & Regulating Equipment	1999	(34.01)	0.00	(34.01)	2049	
3850	Industrial Measuring & Regulating Equipment	1999	49.52	0.00	49.52	2049	
3850	Industrial Measuring & Regulating Equipment	1999	12.67	0.00	12.67	2049	
3850	Industrial Measuring & Regulating Equipment	1999	234.32	0.00	234.32	2049	
3850	Industrial Measuring & Regulating Equipment	1999	52.15	0.00	52.15	2049	
3850	Industrial Measuring & Regulating Equipment	1999	248.35	0.00	248.35	2049	
3850	Industrial Measuring & Regulating Equipment	1999	141.98	0.00	141.98	2049	
3850	Industrial Measuring & Regulating Equipment	1999	90.40	0.00	90.40	2049	
3850	Industrial Measuring & Regulating Equipment	1999	23.13	0.00	23.13	2049	
3850	Industrial Measuring & Regulating Equipment	1999	427.74	0.00	427.74	2049	
3850	Industrial Measuring & Regulating Equipment	1999	95.20	0.00	95.20	2049	
3850	Industrial Measuring & Regulating Equipment	1999	453.35	0.00	453.35	2049	
3850	Industrial Measuring & Regulating Equipment	1999	259.18	0.00	259.18	2049	
3850	Industrial Measuring & Regulating Equipment	1999	186.35	0.00	186.35	2049	
3850	Industrial Measuring & Regulating Equipment	1999	47.68	0.00	47.68	2049	
3850	Industrial Measuring & Regulating Equipment	1999	881.81	0.00	881.81	2049	
3850	Industrial Measuring & Regulating Equipment	1999	196.27	0.00	196.27	2049	

3850	Industrial Measuring & Regulating Equipment	1999	934.59	0.00	934.59	2049	Schedule ALP-2
3850	Industrial Measuring & Regulating Equipment	1999	534.30	0.00	534.30	2049	
3850	Industrial Measuring & Regulating Equipment	1999	104.40	0.00	104.40	2049	
3850	Industrial Measuring & Regulating Equipment	1999	26.71	0.00	26.71	2049	
3850	Industrial Measuring & Regulating Equipment	1999	494.01	0.00	494.01	2049	
3850	Industrial Measuring & Regulating Equipment	1999	109.95	0.00	109.95	2049	
3850	Industrial Measuring & Regulating Equipment	1999	523.58	0.00	523.58	2049	
3850	Industrial Measuring & Regulating Equipment	1999	299.33	0.00	299.33	2049	
3850	Industrial Measuring & Regulating Equipment	1999	75.12	0.00	75.12	2049	
3850	Industrial Measuring & Regulating Equipment	1999	19.22	0.00	19.22	2049	
3850	Industrial Measuring & Regulating Equipment	1999	355.45	0.00	355.45	2049	
3850	Industrial Measuring & Regulating Equipment	1999	79.11	0.00	79.11	2049	
3850	Industrial Measuring & Regulating Equipment	1999	376.73	0.00	376.73	2049	
3850	Industrial Measuring & Regulating Equipment	1999	215.37	0.00	215.37	2049	
3850	Industrial Measuring & Regulating Equipment	1999	19.58	0.00	19.58	2049	
3850	Industrial Measuring & Regulating Equipment	1999	5.01	0.00	5.01	2049	
3850	Industrial Measuring & Regulating Equipment	1999	92.67	0.00	92.67	2049	
3850	Industrial Measuring & Regulating Equipment	1999	20.63	0.00	20.63	2049	
3850	Industrial Measuring & Regulating Equipment	1999	98.21	0.00	98.21	2049	
3850	Industrial Measuring & Regulating Equipment	1999	56.14	0.00	56.14	2049	
3850	Industrial Measuring & Regulating Equipment	2003	697.05	0.00	697.05	2053	
3850	Industrial Measuring & Regulating Equipment	2003	657.68	0.00	657.68	2053	
3850	Industrial Measuring & Regulating Equipment	2003	398.50	0.00	398.50	2053	
3850	Industrial Measuring & Regulating Equipment	2003	146.38	0.00	146.38	2053	
3850	Industrial Measuring & Regulating Equipment	2003	138.99	0.00	138.99	2053	
3850	Industrial Measuring & Regulating Equipment	2003	35.56	0.00	35.56	2053	
3850	Industrial Measuring & Regulating Equipment	2004	653.30	0.00	653.30	2054	
3850	Industrial Measuring & Regulating Equipment	2004	616.40	0.00	616.40	2054	
3850	Industrial Measuring & Regulating Equipment	2004	373.49	0.00	373.49	2054	
3850	Industrial Measuring & Regulating Equipment	2004	137.20	0.00	137.20	2054	
3850	Industrial Measuring & Regulating Equipment	2004	130.27	0.00	130.27	2054	
3850	Industrial Measuring & Regulating Equipment	2004	33.33	0.00	33.33	2054	
3850	Industrial Measuring & Regulating Equipment	2008	16,726.99	0.00	16,726.99	2058	
3850	Industrial Measuring & Regulating Equipment	2008	24,245.99	0.00	24,245.99	2058	
3850	Industrial Measuring & Regulating Equipment	2009	9,830.90	0.00	9,830.90	2059	
3850	Industrial Measuring & Regulating Equipment	2009	35,838.70	0.00	35,838.70	2059	
3850	Industrial Measuring & Regulating Equipment	2009	18,372.76	0.00	18,372.76	2059	
3850	Industrial Measuring & Regulating Equipment	2009	1,250.00	0.00	1,250.00	2059	
3850	Industrial Measuring & Regulating Equipment	2009	150.00	0.00	150.00	2059	
3850	Industrial Measuring & Regulating Equipment	2009	9,874.08	0.00	9,874.08	2059	
3850	Industrial Measuring & Regulating Equipment	2009	2,789.56	0.00	2,789.56	2059	
3850	Industrial Measuring & Regulating Equipment	2009	21,225.39	0.00	21,225.39	2059	
3850	Industrial Measuring & Regulating Equipment	2009	14,080.00	0.00	14,080.00	2059	
3850	Industrial Measuring & Regulating Equipment	2009	1,712.08	0.00	1,712.08	2059	
3850	Industrial Measuring & Regulating Equipment	2009	17,943.74	0.00	17,943.74	2059	
3850	Industrial Measuring & Regulating Equipment	2010	35,656.68	0.00	35,656.68	2060	
3850	Industrial Measuring & Regulating Equipment	2010	10,881.52	0.00	10,881.52	2060	

3850	Industrial Measuring & Regulating Equipment	2010	6,876.00	0.00	6,876.00	2060	Schedule ALP-2	
3850	Industrial Measuring & Regulating Equipment	2010	24,537.51	0.00	24,537.51	2060		
3850	Industrial Measuring & Regulating Equipment	2010	5,300.22	0.00	5,300.22	2060		
3850	Industrial Measuring & Regulating Equipment	2010	11,505.72	0.00	11,505.72	2060		
3850	Industrial Measuring & Regulating Equipment	2010	5,406.13	0.00	5,406.13	2060		
3850	Industrial Measuring & Regulating Equipment	2010	3,446.00	0.00	3,446.00	2060		
3850	Industrial Measuring & Regulating Equipment	2010	15,754.00	0.00	15,754.00	2060		
3850 Total			700,851.50	0.00	700,851.50			154,448.05
3860	Conversions	1996	1,768.54	0.00	1,768.54	2046		
3860	Conversions	1996	452.52	0.00	452.52	2046		
3860	Conversions	1996	8,368.48	0.00	8,368.48	2046		
3860	Conversions	1996	1,862.61	0.00	1,862.61	2046		
3860	Conversions	1996	55,956.74	0.00	55,956.74	2046		
3860	Conversions	1996	20,621.62	0.00	20,621.62	2046		
3860	Conversions	1996	23,234.54	0.00	23,234.54	2046		
3860	Conversions	1997	1,403.03	0.00	1,403.03	2047		
3860	Conversions	1997	358.99	0.00	358.99	2047		
3860	Conversions	1997	6,638.94	0.00	6,638.94	2047		
3860	Conversions	1997	1,477.66	0.00	1,477.66	2047		
3860	Conversions	1997	7,036.32	0.00	7,036.32	2047		
3860	Conversions	1997	4,022.64	0.00	4,022.64	2047		
3860	Conversions	1997	9,909.78	0.00	9,909.78	2047		
3860	Conversions	1997	10,754.81	0.00	10,754.81	2047		
3860	Conversions	1998	124.59	0.00	124.59	2048		
3860	Conversions	1998	31.88	0.00	31.88	2048		
3860	Conversions	1998	589.54	0.00	589.54	2048		
3860	Conversions	1998	131.22	0.00	131.22	2048		
3860	Conversions	1998	624.83	0.00	624.83	2048		
3860	Conversions	1998	357.22	0.00	357.22	2048		
3860	Conversions	2007	4,550.00	0.00	4,550.00	2057		
3860	Conversions	2008	1,950.00	0.00	1,950.00	2058		
3860	Conversions	2008	14,816.72	0.00	14,816.72	2058		
3860	Conversions	2008	13,979.92	0.00	13,979.92	2058		
3860	Conversions	2008	8,470.67	0.00	8,470.67	2058		
3860	Conversions	2008	3,111.57	0.00	3,111.57	2058		
3860	Conversions	2008	2,954.42	0.00	2,954.42	2058		
3860	Conversions	2008	755.95	0.00	755.95	2058		
3860	Conversions	2008	325.00	0.00	325.00	2058		
3860	Conversions	2008	228.00	0.00	228.00	2058		
3860	Conversions	2008	114.00	0.00	114.00	2058		
3860	Conversions	2008	38.00	0.00	38.00	2058		
3860	Conversions	2008	38.00	0.00	38.00	2058		
3860	Conversions	2008	152.00	0.00	152.00	2058		
3860	Conversions	2008	38.00	0.00	38.00	2058		
3860	Conversions	2008	4,490.20	0.00	4,490.20	2058		
3860	Conversions	2008	3,090.04	0.00	3,090.04	2058		
3860	Conversions	2008	1,981.01	0.00	1,981.01	2058		

3860	Conversions	2008	1,649.43	0.00	1,649.43	2058	Schedule ALP-2
3860	Conversions	2008	17.29	0.00	17.29	2058	
3860	Conversions	2008	13.22	0.00	13.22	2058	
3860	Conversions	2008	23,059.56	0.00	23,059.56	2058	
3860	Conversions	2008	9,686.22	0.00	9,686.22	2058	
3860	Conversions	2008	942.01	0.00	942.01	2058	
3860	Conversions	2008	579.46	0.00	579.46	2058	
3860	Conversions	2008	121.05	0.00	121.05	2058	
3860	Conversions	2008	19,036.71	0.00	19,036.71	2058	
3860	Conversions	2008	16,356.05	0.00	16,356.05	2058	
3860	Conversions	2008	4,918.95	0.00	4,918.95	2058	
3860	Conversions	2008	19,257.67	0.00	19,257.67	2058	
3860	Conversions	2008	15,835.00	0.00	15,835.00	2058	
3860	Conversions	2008	4,605.21	0.00	4,605.21	2058	
3860	Conversions	2008	33,921.34	0.00	33,921.34	2058	
3860	Conversions	2008	1,048.14	0.00	1,048.14	2058	
3860	Conversions	2008	627.41	0.00	627.41	2058	
3860	Conversions	2009	30,006.23	0.00	30,006.23	2059	
3860	Conversions	2009	3,406.79	0.00	3,406.79	2059	
3860	Conversions	2009	1,451.51	0.00	1,451.51	2059	
3860	Conversions	2009	1,342.02	0.00	1,342.02	2059	
3860	Conversions	2009	831.48	0.00	831.48	2059	
3860	Conversions	2009	324.34	0.00	324.34	2059	
3860	Conversions	2009	122.72	0.00	122.72	2059	
3860	Conversions	2009	2,448.61	0.00	2,448.61	2059	
3860	Conversions	2009	587.21	0.00	587.21	2059	
3860	Conversions	2009	286.70	0.00	286.70	2059	
3860	Conversions	2009	20,674.86	0.00	20,674.86	2059	
3860	Conversions	2009	13,340.56	0.00	13,340.56	2059	
3860	Conversions	2009	7,619.30	0.00	7,619.30	2059	
3860	Conversions	2009	2,502.28	0.00	2,502.28	2059	
3860	Conversions	2009	2,185.05	0.00	2,185.05	2059	
3860	Conversions	2009	2,099.18	0.00	2,099.18	2059	
3860	Conversions	2009	1,401.85	0.00	1,401.85	2059	
3860	Conversions	2009	1,129.85	0.00	1,129.85	2059	
3860	Conversions	2009	464.55	0.00	464.55	2059	
3860	Conversions	2009	376.35	0.00	376.35	2059	
3860	Conversions	2009	39.84	0.00	39.84	2059	
3860	Conversions	2009	34.08	0.00	34.08	2059	
3860	Conversions	2009	51,424.01	0.00	51,424.01	2059	
3860	Conversions	2009	4,556.58	0.00	4,556.58	2059	
3860	Conversions	2009	1,029.80	0.00	1,029.80	2059	
3860	Conversions	2009	616.71	0.00	616.71	2059	
3860	Conversions	2009	288.96	0.00	288.96	2059	
3860	Conversions	2009	16,323.91	0.00	16,323.91	2059	
3860	Conversions	2009	716.32	0.00	716.32	2059	
3860	Conversions	2009	45.22	0.00	45.22	2059	

3860	Conversions	2009	589.02	0.00	589.02	2059	Schedule ALP-2
3860	Conversions	2009	6,400.00	0.00	6,400.00	2059	
3860	Conversions	2009	2,604.57	0.00	2,604.57	2059	
3860	Conversions	2009	2,147.78	0.00	2,147.78	2059	
3860	Conversions	2009	2,127.88	0.00	2,127.88	2059	
3860	Conversions	2009	57,750.29	0.00	57,750.29	2059	
3860	Conversions	2009	4,970.92	0.00	4,970.92	2059	
3860	Conversions	2010	116,764.98	0.00	116,764.98	2060	
3860	Conversions	2010	18,900.86	0.00	18,900.86	2060	
3860	Conversions	2010	170,330.31	0.00	170,330.31	2060	
3860	Conversions	2010	12,966.02	0.00	12,966.02	2060	
3860	Conversions	2010	120,419.84	0.00	120,419.84	2060	
3860	Conversions	2010	15,363.22	0.00	15,363.22	2060	
3860	Conversions	2010	1,608.03	0.00	1,608.03	2060	
3860	Conversions	2010	1,147.08	0.00	1,147.08	2060	
3860	Conversions	2010	32.78	0.00	32.78	2060	
3860	Conversions	2010	39,241.25	0.00	39,241.25	2060	
3860	Conversions	2010	12,765.52	0.00	12,765.52	2060	
3860	Conversions	2010	3,971.79	0.00	3,971.79	2060	
3860	Conversions	2010	613.73	0.00	613.73	2060	
3860	Conversions	2010	105,633.26	0.00	105,633.26	2060	
3860	Conversions	2010	2,807.00	0.00	2,807.00	2060	
3860	Conversions	2010	1,720.91	0.00	1,720.91	2060	
3860	Conversions	2010	72,957.83	0.00	72,957.83	2060	
3860	Conversions	2010	1,827.91	0.00	1,827.91	2060	
3860	Conversions	2010	1,109.74	0.00	1,109.74	2060	
3860	Conversions	2010	534,679.38	0.00	534,679.38	2060	
3860	Conversions	2010	115,071.45	0.00	115,071.45	2060	
3860	Conversions	2010	5,116.01	0.00	5,116.01	2060	
3860	Conversions	2010	4,679.91	0.00	4,679.91	2060	
3860	Conversions	2010	1,195.92	0.00	1,195.92	2060	
3860	Conversions	2011	32,823.74	0.00	32,823.74	2061	
3860	Conversions	2011	20,979.30	0.00	20,979.30	2061	
3860	Conversions	2011	15,868.10	0.00	15,868.10	2061	
3860	Conversions	2011	15,868.10	0.00	15,868.10	2061	
3860	Conversions	2011	6,154.45	0.00	6,154.45	2061	
3860	Conversions	2011	3,967.03	0.00	3,967.03	2061	
3860	Conversions	2011	3,967.03	0.00	3,967.03	2061	
3860	Conversions	2011	2,051.48	0.00	2,051.48	2061	
3860	Conversions	2011	26,848.70	0.00	26,848.70	2061	
3860	Conversions	2011	63,385.93	0.00	63,385.93	2061	
3860	Conversions	2011	8,762.74	0.00	8,762.74	2061	
3860	Conversions	2011	8,762.74	0.00	8,762.74	2061	
3860	Conversions	2011	3,877.58	0.00	3,877.58	2061	
3860	Conversions	2011	2,190.69	0.00	2,190.69	2061	
3860	Conversions	2011	2,190.69	0.00	2,190.69	2061	
3860	Conversions	2011	727.05	0.00	727.05	2061	

3860	Conversions	2011	242.35	0.00	242.35	2061	Schedule ALP-2
3860	Conversions	2011	9,143.54	0.00	9,143.54	2061	
3860	Conversions	2011	806.72	0.00	806.72	2061	
3860	Conversions	2011	170,377.68	0.00	170,377.68	2061	
3860	Conversions	2011	10,733.84	0.00	10,733.84	2061	
3860	Conversions	2011	10,733.84	0.00	10,733.84	2061	
3860	Conversions	2011	5,121.33	0.00	5,121.33	2061	
3860	Conversions	2011	2,683.46	0.00	2,683.46	2061	
3860	Conversions	2011	2,683.46	0.00	2,683.46	2061	
3860	Conversions	2011	960.25	0.00	960.25	2061	
3860	Conversions	2011	320.08	0.00	320.08	2061	
3860	Conversions	2011	9,934.95	0.00	9,934.95	2061	
3860	Conversions	2011	4,685.12	0.00	4,685.12	2061	
3860	Conversions	2011	210,755.67	0.00	210,755.67	2061	
3860	Conversions	2011	6,809.09	0.00	6,809.09	2061	
3860	Conversions	2011	6,809.09	0.00	6,809.09	2061	
3860	Conversions	2011	2,948.84	0.00	2,948.84	2061	
3860	Conversions	2011	1,702.27	0.00	1,702.27	2061	
3860	Conversions	2011	1,702.27	0.00	1,702.27	2061	
3860	Conversions	2011	552.91	0.00	552.91	2061	
3860	Conversions	2011	184.30	0.00	184.30	2061	
3860	Conversions	2011	30,226.03	0.00	30,226.03	2061	
3860	Conversions	2011	3,013.21	0.00	3,013.21	2061	
3860	Conversions	2011	104,500.43	0.00	104,500.43	2061	
3860	Conversions	2011	10,001.02	0.00	10,001.02	2061	
3860	Conversions	2011	10,001.02	0.00	10,001.02	2061	
3860	Conversions	2011	6,464.00	0.00	6,464.00	2061	
3860	Conversions	2011	2,500.26	0.00	2,500.26	2061	
3860	Conversions	2011	2,500.26	0.00	2,500.26	2061	
3860	Conversions	2011	1,212.00	0.00	1,212.00	2061	
3860	Conversions	2011	404.00	0.00	404.00	2061	
3860	Conversions	2011	44,911.17	0.00	44,911.17	2061	
3860	Conversions	2011	69,678.87	0.00	69,678.87	2061	
3860	Conversions	2011	67,056.86	0.00	67,056.86	2061	
3860	Conversions	2011	8,443.10	0.00	8,443.10	2061	
3860	Conversions	2011	8,443.10	0.00	8,443.10	2061	
3860	Conversions	2011	487.91	0.00	487.91	2061	
3860	Conversions	2011	182.97	0.00	182.97	2061	
3860	Conversions	2011	60.99	0.00	60.99	2061	
3860	Conversions	2011	10,266.32	0.00	10,266.32	2061	
3860	Conversions	2011	1,604.78	0.00	1,604.78	2061	
3860	Conversions	2011	10,091.80	0.00	10,091.80	2061	
3860	Conversions	2011	5,045.90	0.00	5,045.90	2061	
3860	Conversions	2011	5,045.90	0.00	5,045.90	2061	
3860	Conversions	2011	1,892.21	0.00	1,892.21	2061	
3860	Conversions	2011	1,261.48	0.00	1,261.48	2061	
3860	Conversions	2011	1,261.48	0.00	1,261.48	2061	

3860	Conversions	2011	630.74	0.00	630.74	2061	Schedule ALP-2
3860	Conversions	2011	5,930.36	0.00	5,930.36	2061	
3860	Conversions	2011	31,833.74	0.00	31,833.74	2061	
3860	Conversions	2011	15,916.87	0.00	15,916.87	2061	
3860	Conversions	2011	15,916.87	0.00	15,916.87	2061	
3860	Conversions	2011	5,968.83	0.00	5,968.83	2061	
3860	Conversions	2011	3,979.22	0.00	3,979.22	2061	
3860	Conversions	2011	3,979.22	0.00	3,979.22	2061	
3860	Conversions	2011	1,989.61	0.00	1,989.61	2061	
3860	Conversions	2011	65,118.40	0.00	65,118.40	2061	
3860	Conversions	2011	32,559.20	0.00	32,559.20	2061	
3860	Conversions	2011	32,559.20	0.00	32,559.20	2061	
3860	Conversions	2011	12,209.70	0.00	12,209.70	2061	
3860	Conversions	2011	8,139.80	0.00	8,139.80	2061	
3860	Conversions	2011	8,139.80	0.00	8,139.80	2061	
3860	Conversions	2011	4,069.90	0.00	4,069.90	2061	
3860	Conversions	2011	4,941.17	0.00	4,941.17	2061	
3860	Conversions	2011	2,274.98	0.00	2,274.98	2061	
3860	Conversions	2011	1,960.62	0.00	1,960.62	2061	
3860	Conversions	2011	87,178.78	0.00	87,178.78	2061	
3860	Conversions	2011	43,589.39	0.00	43,589.39	2061	
3860	Conversions	2011	43,589.39	0.00	43,589.39	2061	
3860	Conversions	2011	16,346.02	0.00	16,346.02	2061	
3860	Conversions	2011	10,897.35	0.00	10,897.35	2061	
3860	Conversions	2011	10,897.35	0.00	10,897.35	2061	
3860	Conversions	2011	5,448.67	0.00	5,448.67	2061	
3860	Conversions	2011	19,286.28	0.00	19,286.28	2061	
3860	Conversions	2011	8,413.94	0.00	8,413.94	2061	
3860	Conversions	2011	1,255.60	0.00	1,255.60	2061	
3860	Conversions	2011	837.02	0.00	837.02	2061	
3860	Conversions	2011	114,871.76	0.00	114,871.76	2061	
3860	Conversions	2011	57,682.68	0.00	57,682.68	2061	
3860	Conversions	2011	57,682.68	0.00	57,682.68	2061	
3860	Conversions	2011	21,631.01	0.00	21,631.01	2061	
3860	Conversions	2011	14,420.67	0.00	14,420.67	2061	
3860	Conversions	2011	14,420.67	0.00	14,420.67	2061	
3860	Conversions	2011	7,210.34	0.00	7,210.34	2061	
3860	Conversions	2011	34,833.71	0.00	34,833.71	2061	
3860	Conversions	2011	17,119.01	0.00	17,119.01	2061	
3860	Conversions	2011	3,893.41	0.00	3,893.41	2061	
3860	Conversions	2011	851.90	0.00	851.90	2061	
3860	Conversions	2011	200.70	0.00	200.70	2061	
3860	Conversions	2012	6,825.00	0.00	6,825.00	2062	
3860	Conversions	2012	1,145.98	0.00	1,145.98	2062	
3860	Conversions	2012	592.93	0.00	592.93	2062	
3860	Conversions	2012	46.87	0.00	46.87	2062	
3860	Conversions	2012	25,578.64	0.00	25,578.64	2062	

3860	Conversions	2012	21,407.83	0.00	21,407.83	2062	Schedule ALP-2
3860	Conversions	2012	15,389.61	0.00	15,389.61	2062	
3860	Conversions	2012	9,594.03	0.00	9,594.03	2062	
3860	Conversions	2012	7,199.77	0.00	7,199.77	2062	
3860	Conversions	2012	67.25	0.00	67.25	2062	
3860	Conversions	2012	117,156.95	0.00	117,156.95	2062	
3860	Conversions	2012	40,056.50	0.00	40,056.50	2062	
3860	Conversions	2012	6,757.15	0.00	6,757.15	2062	
3860	Conversions	2012	6,081.12	0.00	6,081.12	2062	
3860	Conversions	2012	5,883.75	0.00	5,883.75	2062	
3860	Conversions	2012	2,032.46	0.00	2,032.46	2062	
3860	Conversions	2012	1,827.44	0.00	1,827.44	2062	
3860	Conversions	2012	654.04	0.00	654.04	2062	
3860	Conversions	2012	621.11	0.00	621.11	2062	
3860	Conversions	2012	46,895.82	0.00	46,895.82	2062	
3860	Conversions	2012	40,322.79	0.00	40,322.79	2062	
3860	Conversions	2012	9,588.15	0.00	9,588.15	2062	
3860	Conversions	2012	6,460.85	0.00	6,460.85	2062	
3860	Conversions	2012	5,836.90	0.00	5,836.90	2062	
3860	Conversions	2012	3,442.46	0.00	3,442.46	2062	
3860	Conversions	2012	1,955.77	0.00	1,955.77	2062	
3860	Conversions	2012	967.34	0.00	967.34	2062	
3860	Conversions	2012	32,285.61	0.00	32,285.61	2062	
3860	Conversions	2012	27,918.57	0.00	27,918.57	2062	
3860	Conversions	2012	9,345.12	0.00	9,345.12	2062	
3860	Conversions	2012	8,778.52	0.00	8,778.52	2062	
3860	Conversions	2012	7,930.46	0.00	7,930.46	2062	
3860	Conversions	2012	2,201.97	0.00	2,201.97	2062	
3860	Conversions	2012	1,971.16	0.00	1,971.16	2062	
3860	Conversions	2012	1,376.34	0.00	1,376.34	2062	
3860	Conversions	2012	38,522.49	0.00	38,522.49	2062	
3860	Conversions	2012	30,252.63	0.00	30,252.63	2062	
3860	Conversions	2012	18,032.89	0.00	18,032.89	2062	
3860	Conversions	2012	8,345.74	0.00	8,345.74	2062	
3860	Conversions	2012	6,637.61	0.00	6,637.61	2062	
3860	Conversions	2012	2,348.01	0.00	2,348.01	2062	
3860	Conversions	2012	1,845.21	0.00	1,845.21	2062	
3860	Conversions	2012	1,000.50	0.00	1,000.50	2062	
3860	Conversions	2012	33,431.93	0.00	33,431.93	2062	
3860	Conversions	2012	22,345.44	0.00	22,345.44	2062	
3860	Conversions	2012	9,263.53	0.00	9,263.53	2062	
3860	Conversions	2012	8,248.56	0.00	8,248.56	2062	
3860	Conversions	2012	6,167.00	0.00	6,167.00	2062	
3860	Conversions	2012	3,424.48	0.00	3,424.48	2062	
3860	Conversions	2012	1,512.26	0.00	1,512.26	2062	
3860	Conversions	2012	1,039.02	0.00	1,039.02	2062	
3860	Conversions	2012	890.79	0.00	890.79	2062	

3860	Conversions	2012	27,900.68	0.00	27,900.68	2062	Schedule ALP-2
3860	Conversions	2012	27,127.72	0.00	27,127.72	2062	
3860	Conversions	2012	11,356.34	0.00	11,356.34	2062	
3860	Conversions	2012	9,613.95	0.00	9,613.95	2062	
3860	Conversions	2012	6,099.92	0.00	6,099.92	2062	
3860	Conversions	2012	3,941.86	0.00	3,941.86	2062	
3860	Conversions	2012	1,744.18	0.00	1,744.18	2062	
3860	Conversions	2012	1,570.22	0.00	1,570.22	2062	
3860	Conversions	2012	1,502.56	0.00	1,502.56	2062	
3860	Conversions	2012	646.31	0.00	646.31	2062	
3860	Conversions	2012	31,522.17	0.00	31,522.17	2062	
3860	Conversions	2012	27,129.19	0.00	27,129.19	2062	
3860	Conversions	2012	20,864.20	0.00	20,864.20	2062	
3860	Conversions	2012	15,348.54	0.00	15,348.54	2062	
3860	Conversions	2012	8,591.17	0.00	8,591.17	2062	
3860	Conversions	2012	4,375.92	0.00	4,375.92	2062	
3860	Conversions	2012	2,783.66	0.00	2,783.66	2062	
3860	Conversions	2012	1,739.58	0.00	1,739.58	2062	
3860	Conversions	2012	1,629.94	0.00	1,629.94	2062	
3860	Conversions	2012	20,038.09	0.00	20,038.09	2062	
3860	Conversions	2012	19,470.24	0.00	19,470.24	2062	
3860	Conversions	2012	15,645.81	0.00	15,645.81	2062	
3860	Conversions	2012	8,811.29	0.00	8,811.29	2062	
3860	Conversions	2012	8,445.83	0.00	8,445.83	2062	
3860	Conversions	2012	7,273.93	0.00	7,273.93	2062	
3860	Conversions	2012	3,355.49	0.00	3,355.49	2062	
3860	Conversions	2012	2,996.32	0.00	2,996.32	2062	
3860	Conversions	2012	881.75	0.00	881.75	2062	
3860	Conversions	2012	780.25	0.00	780.25	2062	
3860	Conversions	2012	41,516.29	0.00	41,516.29	2062	
3860	Conversions	2012	39,861.87	0.00	39,861.87	2062	
3860	Conversions	2012	30,556.26	0.00	30,556.26	2062	
3860	Conversions	2012	21,993.63	0.00	21,993.63	2062	
3860	Conversions	2012	10,837.97	0.00	10,837.97	2062	
3860	Conversions	2012	6,786.21	0.00	6,786.21	2062	
3860	Conversions	2012	6,418.13	0.00	6,418.13	2062	
3860	Conversions	2012	6,208.35	0.00	6,208.35	2062	
3860	Conversions	2012	2,043.18	0.00	2,043.18	2062	
3860	Conversions	2012	1,571.27	0.00	1,571.27	2062	
3860	Conversions	2012	1,543.18	0.00	1,543.18	2062	
3860	Conversions	2012	925.59	0.00	925.59	2062	
3860	Conversions	2012	72,267.53	0.00	72,267.53	2062	
3860	Conversions	2012	31,411.43	0.00	31,411.43	2062	
3860	Conversions	2012	22,631.14	0.00	22,631.14	2062	
3860	Conversions	2012	20,602.19	0.00	20,602.19	2062	
3860	Conversions	2012	19,676.63	0.00	19,676.63	2062	
3860	Conversions	2012	14,400.75	0.00	14,400.75	2062	

3860	Conversions	2012	11,545.45	0.00	11,545.45	2062	Schedule ALP-2
3860	Conversions	2012	9,164.20	0.00	9,164.20	2062	
3860	Conversions	2012	6,890.00	0.00	6,890.00	2062	
3860	Conversions	2012	3,151.22	0.00	3,151.22	2062	
3860	Conversions	2012	2,662.89	0.00	2,662.89	2062	
3860	Conversions	2012	834.29	0.00	834.29	2062	
3860	Conversions	2013	3,133.32	0.00	3,133.32	2063	
3860	Conversions	2013	812.85	0.00	812.85	2063	
3860	Conversions	2013	5,622.04	0.00	5,622.04	2063	
3860	Conversions	2013	2,333.47	0.00	2,333.47	2063	
3860	Conversions	2013	1,927.44	0.00	1,927.44	2063	
3860	Conversions	2013	1,268.08	0.00	1,268.08	2063	
3860	Conversions	2013	1,009.48	0.00	1,009.48	2063	
3860	Conversions	2013	510.87	0.00	510.87	2063	
3860	Conversions	2013	29,198.02	0.00	29,198.02	2063	
3860	Conversions	2013	11,417.33	0.00	11,417.33	2063	
3860	Conversions	2013	7,228.86	0.00	7,228.86	2063	
3860	Conversions	2013	6,222.54	0.00	6,222.54	2063	
3860	Conversions	2013	5,247.50	0.00	5,247.50	2063	
3860	Conversions	2013	851.15	0.00	851.15	2063	
3860	Conversions	2013	43,686.70	0.00	43,686.70	2063	
3860	Conversions	2013	23,001.40	0.00	23,001.40	2063	
3860	Conversions	2013	10,779.93	0.00	10,779.93	2063	
3860	Conversions	2013	6,846.12	0.00	6,846.12	2063	
3860	Conversions	2013	3,530.71	0.00	3,530.71	2063	
3860	Conversions	2013	2,830.40	0.00	2,830.40	2063	
3860	Conversions	2013	2,267.66	0.00	2,267.66	2063	
3860	Conversions	2013	1,914.73	0.00	1,914.73	2063	
3860	Conversions	2013	822.09	0.00	822.09	2063	
3860	Conversions	2013	522.12	0.00	522.12	2063	
3860	Conversions	2013	56,014.88	0.00	56,014.88	2063	
3860	Conversions	2013	33,818.41	0.00	33,818.41	2063	
3860	Conversions	2013	9,389.95	0.00	9,389.95	2063	
3860	Conversions	2013	6,544.68	0.00	6,544.68	2063	
3860	Conversions	2013	2,463.49	0.00	2,463.49	2063	
3860	Conversions	2013	2,079.35	0.00	2,079.35	2063	
3860	Conversions	2013	1,381.27	0.00	1,381.27	2063	
3860	Conversions	2013	56,114.29	0.00	56,114.29	2063	
3860	Conversions	2013	31,719.66	0.00	31,719.66	2063	
3860	Conversions	2013	8,311.21	0.00	8,311.21	2063	
3860	Conversions	2013	2,517.41	0.00	2,517.41	2063	
3860	Conversions	2013	1,422.64	0.00	1,422.64	2063	
3860	Conversions	2013	1,047.06	0.00	1,047.06	2063	
3860	Conversions	2013	769.68	0.00	769.68	2063	
3860	Conversions	2013	2,730.56	0.00	2,730.56	2063	
3860	Conversions	2013	1,175.81	0.00	1,175.81	2063	
3860	Conversions	2013	628.73	0.00	628.73	2063	

3860	Conversions	2013	43,315.67		0.00	43,315.67	2063	Schedule ALP-2
3860	Conversions	2013	29,086.38		0.00	29,086.38	2063	
3860	Conversions	2013	18,005.44		0.00	18,005.44	2063	
3860	Conversions	2013	3,398.52		0.00	3,398.52	2063	
3860	Conversions	2013	2,058.09		0.00	2,058.09	2063	
3860	Conversions	2013	1,393.49		0.00	1,393.49	2063	
3860	Conversions	2013	956.81		0.00	956.81	2063	
3860	Conversions	2013	623.37		0.00	623.37	2063	
3860	Conversions	2013	565.49		0.00	565.49	2063	
3860	Conversions	2013	106,988.05		0.00	106,988.05	2063	
3860	Conversions	2013	47,828.32		0.00	47,828.32	2063	
3860	Conversions	2013	14,609.20		0.00	14,609.20	2063	
3860	Conversions	2013	10,337.77		0.00	10,337.77	2063	
3860	Conversions	2013	6,614.26		0.00	6,614.26	2063	
3860	Conversions	2013	1,378.53		0.00	1,378.53	2063	
3860	Conversions	2013	1,228.17		0.00	1,228.17	2063	
3860	Conversions	2013	897.32		0.00	897.32	2063	
3860	Conversions	2013	779.50		0.00	779.50	2063	
3860	Conversions	2013	607.88		0.00	607.88	2063	
3860	Conversions	2013	530.74		0.00	530.74	2063	
3860	Conversions	2013	651,987.98		0.00	651,987.98	2063	
3860	Conversions	2013	283,437.92		0.00	283,437.92	2063	
3860	Conversions	2013	88,547.03		0.00	88,547.03	2063	
3860	Conversions	2013	54,053.56		0.00	54,053.56	2063	
3860	Conversions	2013	5,634.17		0.00	5,634.17	2063	
3860	Conversions	2013	3,320.25		0.00	3,320.25	2063	
3860	Conversions	2013	1,759.88		0.00	1,759.88	2063	
3860	Conversions	2013	876.15		0.00	876.15	2063	
3860	Total		7,029,351.76		0.00	7,029,351.76		314,319.44
3900	Structures & Improvements	1997	4,672.15		0.00	4,672.15	2047	
3900	Structures & Improvements	2003	238.22		0.00	238.22	2053	
3900	Structures & Improvements	2006	898.85		0.00	898.85	2056	
3900	Structures & Improvements	2007	3,571.76		0.00	3,571.76	2057	
3900	Structures & Improvements	2007	3,268.24		0.00	3,268.24	2057	
3900	Structures & Improvements	2007	313,452.85		0.00	313,452.85	2057	
3900	Structures & Improvements	2007	57.24		0.00	57.24	2057	
3900	Structures & improvements	2008	610.11		0.00	610.11	2058	
3900	Structures & Improvements	2008	2,221.87		0.00	2,221.87	2058	
3900	Structures & Improvements	2008	687.27		0.00	687.27	2058	
3900	Structures & improvements	2009	641.83		0.00	641.83	2059	
3900	Structures & improvements	2009	591.00		0.00	591.00	2059	
3900	Structures & Improvements	2009	608.62		0.00	608.62	2059	
3900	Structures & improvements	2010	747.99		0.00	747.99	2060	
3900	Structures & improvements	2011	651.44		0.00	651.44	2061	
3900	Structures & Improvements	2011	11,560.36		0.00	11,560.36	2061	
3900	Structures & Improvements	2011	5,368.09	2013	5,368.09	0.00		
3900	Structures & Improvements	2011	3,984.33		0.00	3,984.33	2061	

3900	Structures & Improvements	2011	3,984.33		0.00	3,984.33	2061	Schedule ALP-2
3900	Structures & Improvements	2011	996.08		0.00	996.08	2061	
3900	Structures & Improvements	2011	996.08		0.00	996.08	2061	
3900	Structures & Improvements	2011	2,400.00	2013	2,400.00	0.00		
3900	Structures & Improvements	2011	450.00		0.00	450.00	2061	
3900	Structures & Improvements	2011	150.00		0.00	150.00	2061	
3900	Structures & improvements	2012	6,297.00		0.00	6,297.00	2062	
3900	Structures & improvements	2012	6,000.00		0.00	6,000.00	2062	
3900	Structures & improvements	2012	3,215.14		0.00	3,215.14	2062	
3900	Structures & improvements	2012	800.31		0.00	800.31	2062	
3900	Structures & improvements	2012	610.26		0.00	610.26	2062	
3900	Structures & improvements	2012	1,624.90		0.00	1,624.90	2062	
3900	Structures & improvements	2012	3,889.19		0.00	3,889.19	2062	
3900	Structures & improvements	2012	5,649.32		0.00	5,649.32	2062	
3900	Structures & improvements	2012	5,298.34		0.00	5,298.34	2062	
3900	Structures & improvements	2012	5,778.82		0.00	5,778.82	2062	
3900 Total			401,971.99		7,768.09	394,203.90		62,371.83
3910	Office Furniture	1997	476.33		0.00	476.33	2017	
3910	Office Furniture	1997	121.88		0.00	121.88	2017	
3910	Office Furniture	1997	2,253.94		0.00	2,253.94	2017	
3910	Office Furniture	1997	501.67		0.00	501.67	2017	
3910	Office Furniture	1997	2,388.86		0.00	2,388.86	2017	
3910	Office Furniture	1997	1,365.70		0.00	1,365.70	2017	
3910	Office Furniture	1998	3,743.74		0.00	3,743.74	2018	
3910	Office Furniture	1999	250.14		0.00	250.14	2019	
3910	Office Furniture	1999	195.00		0.00	195.00	2019	
3910	Office Furniture	1999	96.00		0.00	96.00	2019	
3910	Office Furniture	1999	14,286.00		0.00	14,286.00	2019	
3910	Office Furniture	1999	29,340.48		0.00	29,340.48	2019	
3910	Office Furniture	2000	6,731.00		0.00	6,731.00	2020	
3910	Office Furniture	2000	1,115.33		0.00	1,115.33	2020	
3910	Office Furniture	2000	1,900.15		0.00	1,900.15	2020	
3910	Office Furniture	2000	10,406.25		0.00	10,406.25	2020	
3910	Office Furniture	2000	24,562.50		0.00	24,562.50	2020	
3910	Office Furniture	2000	1,678.22		0.00	1,678.22	2020	
3910	Office Furniture	2000	446.63		0.00	446.63	2020	
3910	Office Furniture	2001	430.59		0.00	430.59	2021	
3910	Office Furniture	2002	5,845.48		0.00	5,845.48	2022	
3910	Office Furniture	2003	35,200.16		0.00	35,200.16	2023	
3910	Office furniture & equipment	2005	12,154.57		0.00	12,154.57	2025	
3910	Office furniture & equipment	2005	7,625.37		0.00	7,625.37	2025	
3910	Office furniture & equipment	2005	403.67		0.00	403.67	2025	
3910	Office furniture & equipment	2005	624.11		0.00	624.11	2025	
3910	Office furniture & equipment	2005	391.55		0.00	391.55	2025	
3910	Office furniture & equipment	2005	20.73		0.00	20.73	2025	
3910	Office furniture & equipment	2005	3,700.35		0.00	3,700.35	2025	
3910	Office furniture & equipment	2005	2,321.48		0.00	2,321.48	2025	

						2025 Schedule ALP-2
3910	Office furniture & equipment	2005	122.89	0.00	122.89	2025
3910	Office furniture & equipment	2005	124.96	0.00	124.96	2025
3910	Office furniture & equipment	2005	78.39	0.00	78.39	2025
3910	Office furniture & equipment	2005	4.15	0.00	4.15	2025
3910	Office Furniture	2005	10,135.63	0.00	10,135.63	2025
3910	Office Furniture	2006	1,087.53	0.00	1,087.53	2026
3910	Office furniture & equipment	2006	394.12	0.00	394.12	2026
3910	Office furniture & equipment	2006	247.26	0.00	247.26	2026
3910	Office furniture & equipment	2006	13.09	0.00	13.09	2026
3910	Office furniture & equipment	2006	56.46	0.00	56.46	2026
3910	Office furniture & equipment	2006	35.42	0.00	35.42	2026
3910	Office furniture & equipment	2006	1.88	0.00	1.88	2026
3910	Office furniture & equipment	2006	37.64	0.00	37.64	2026
3910	Office furniture & equipment	2006	23.61	0.00	23.61	2026
3910	Office furniture & equipment	2006	1.25	0.00	1.25	2026
3910	Office furniture & equipment	2006	287.85	0.00	287.85	2026
3910	Office furniture & equipment	2006	180.59	0.00	180.59	2026
3910	Office furniture & equipment	2006	9.56	0.00	9.56	2026
3910	Office Furniture	2006	16,810.20	0.00	16,810.20	2026
3910	Office furniture & equipment	2006	398.89	0.00	398.89	2026
3910	Office furniture & equipment	2006	250.25	0.00	250.25	2026
3910	Office furniture & equipment	2006	13.25	0.00	13.25	2026
3910	Office Furniture	2007	7,071.43	0.00	7,071.43	2027
3910	Office furniture & equipment	2007	1,103.77	0.00	1,103.77	2027
3910	Office furniture & equipment	2007	692.47	0.00	692.47	2027
3910	Office furniture & equipment	2007	36.66	0.00	36.66	2027
3910	Office Furniture	2007	416.06	0.00	416.06	2027
3910	Office furniture & equipment	2008	255.87	0.00	255.87	2028
3910	Office furniture & equipment	2008	995.71	0.00	995.71	2028
3910	Office Furniture	2008	498.00	0.00	498.00	2028
3910	Office Furniture	2009	1,856.85	0.00	1,856.85	2029
3910	Office furniture & equipment	2009	3,851.24	0.00	3,851.24	2029
3910	Office furniture & equipment	2009	1,034.98	0.00	1,034.98	2029
3910	Office furniture & equipment	2009	650.98	0.00	650.98	2029
3910	Office furniture & equipment	2009	8,092.32	0.00	8,092.32	2029
3910	Office Furniture	2009	407.11	0.00	407.11	2029
3910	Office Furniture	2009	411.24	0.00	411.24	2029
3910	Office furniture & equipment	2009	2,156.49	0.00	2,156.49	2029
3910	Office furniture & equipment	2009	4,800.00	0.00	4,800.00	2029
3910	Office Furniture	2010	1,430.84	0.00	1,430.84	2030
3910	Office Furniture	2010	15,215.05	0.00	15,215.05	2030
3910	Office Furniture	2010	7,817.47	0.00	7,817.47	2030
3910	Office Furniture	2010	5,589.40	0.00	5,589.40	2030
3910	Office Furniture	2010	7,684.97	0.00	7,684.97	2030
3910	Office Furniture	2010	1,501.02	0.00	1,501.02	2030
3910	Office Furniture	2010	950.00	0.00	950.00	2030
3910	Office Furniture	2011	1,546.91	0.00	1,546.91	2031

3910	Office Furniture	2011	53.59	0.00	53.59	2031	Schedule ALP-2
3910	Office Furniture	2011	153.82	0.00	153.82	2031	
3910	Office Furniture	2011	2,915.61	0.00	2,915.61	2031	
3910	Office Furniture	2011	651.20	0.00	651.20	2031	
3910	Office Furniture	2011	651.20	0.00	651.20	2031	
3910	Office Furniture	2011	480.00	0.00	480.00	2031	
3910	Office Furniture	2011	384.00	0.00	384.00	2031	
3910	Office Furniture	2011	162.80	0.00	162.80	2031	
3910	Office Furniture	2011	162.80	0.00	162.80	2031	
3910	Office Furniture	2011	72.00	0.00	72.00	2031	
3910	Office Furniture	2011	24.00	0.00	24.00	2031	
3910	Office Furniture	2011	11,298.40	0.00	11,298.40	2031	
3910	Office Furniture	2011	2,118.45	0.00	2,118.45	2031	
3910	Office Furniture	2011	706.15	0.00	706.15	2031	
3910	Office Furniture	2011	207.72	0.00	207.72	2031	
3910	Office Furniture	2011	38.95	0.00	38.95	2031	
3910	Office Furniture	2011	12.98	0.00	12.98	2031	
3910	Office furniture & equipment	2012	1,113.62	0.00	1,113.62	2032	
3910	Office furniture & equipment	2012	5,640.23	0.00	5,640.23	2032	
3910	Office furniture & equipment	2012	2,615.26	0.00	2,615.26	2032	
3910	Office furniture & equipment	2012	5,640.23	0.00	5,640.23	2032	
3910	Office furniture & equipment	2012	2,691.57	0.00	2,691.57	2032	
3910	Office furniture & equipment	2012	585.67	0.00	585.67	2032	
3910	Office furniture & equipment	2012	516.38	0.00	516.38	2032	
3910	Office furniture & equipment	2013	21,819.39	0.00	21,819.39	2033	
3910	Office furniture & equipment	2013	5,607.70	0.00	5,607.70	2033	
3910	Office furniture & equipment	2013	11,954.78	0.00	11,954.78	2033	
3910	Office furniture & equipment	2013	2,500.00	0.00	2,500.00	2033	
3910	Office furniture & equipment	2013	2,500.00	0.00	2,500.00	2033	
3910	Office furniture & equipment	2013	2,500.00	0.00	2,500.00	2033	
3910	Office furniture & equipment	2013	2,500.00	0.00	2,500.00	2033	
3910	Office furniture & equipment	2013	2,500.00	0.00	2,500.00	2033	
3910	Office furniture & equipment	2013	2,500.00	0.00	2,500.00	2033	
3910	Office furniture & equipment	2013	2,500.00	0.00	2,500.00	2033	
3910 Total			372,738.09	0.00	372,738.09		115,295.09
3911	Computer Equipment	2006	9,509.00	0.00	9,509.00	2013	
3911	Computer Equipment	2006	1,521.43	0.00	1,521.43	2013	
3911	Computer Equipment	2007	2,635.98	0.00	2,635.98	2014	
3911	Computer Equipment	2007	3,182.50	0.00	3,182.50	2014	
3911	Computer Equipment	2007	166.74	0.00	166.74	2014	
3911	Computer Equipment	2008	11,995.10	0.00	11,995.10	2015	
3911	Computer Equipment	2008	960.33	0.00	960.33	2015	
3911	Computer Equipment	2008	233.72	0.00	233.72	2015	
3911	Computer Equipment	2008	1,618.64	0.00	1,618.64	2015	
3911	Computer Equipment	2008	1,351.80	0.00	1,351.80	2015	
3911	Computer Equipment	2009	7,889.74	0.00	7,889.74	2016	
3911	Computer Equipment	2009	9,667.18	0.00	9,667.18	2016	

3911	Computer Equipment	2009	2,632.88		0.00	2,632.88	2016	Schedule ALP-2
3911	Computer Equipment	2009	3,064.43		0.00	3,064.43	2016	
3911	Computer Equipment	2009	2,634.74		0.00	2,634.74	2016	
3911	Computer Equipment	2009	10,581.15		0.00	10,581.15	2016	
3911	Computer Equipment	2009	31.25		0.00	31.25	2016	
3911	Computer Equipment	2009	2,063.64		0.00	2,063.64	2016	
3911	Computer Equipment	2009	1,598.03		0.00	1,598.03	2016	
3911	Computer Equipment	2009	3,460.54		0.00	3,460.54	2016	
3911	Computer Equipment	2009	790.90		0.00	790.90	2016	
3911	Computer Equipment	2010	3,154.57		0.00	3,154.57	2017	
3911	Computer Equipment	2010	10,219.05		0.00	10,219.05	2017	
3911	Computer Equipment	2010	8,201.67		0.00	8,201.67	2017	
3911	Computer Equipment	2010	7,907.72		0.00	7,907.72	2017	
3911	Computer Equipment	2010	9,356.72		0.00	9,356.72	2017	
3911	Computer Equipment	2010	2,569.34		0.00	2,569.34	2017	
3911	Computer Equipment	2010	22,295.19		0.00	22,295.19	2017	
3911	Computer Equipment	2010	55.71		0.00	55.71	2017	
3911	Computer Equipment	2011	279.99		0.00	279.99	2018	
3911	Computer Equipment	2011	224.00		0.00	224.00	2018	
3911	Computer Equipment	2011	223.99		0.00	223.99	2018	
3911	Computer Equipment	2011	42.00		0.00	42.00	2018	
3911	Computer Equipment	2011	28.00		0.00	28.00	2018	
3911	Computer Equipment	2011	28.00		0.00	28.00	2018	
3911	Computer Equipment	2011	14.00		0.00	14.00	2018	
3911	Computer Equipment	2012	2,952.58		0.00	2,952.58	2019	
3911	Computer Equipment	2012	699.00		0.00	699.00	2019	
3911	Computer Equipment	2012	4,500.00		0.00	4,500.00	2019	
3911	Computer Equipment	2012	1,503.39		0.00	1,503.39	2019	
3911	Total		151,844.64		0.00	151,844.64		32,307.09
3920	Ford F-150 SC	2007	28,056.44	2012	28,056.44	0.00		
3920	Yamaha 4 Wheeler	2007	4,899.00		0.00	4,899.00	2014	
3920	2007 Ford Ranger	2007	57,373.77	2012	57,373.77	0.00		
3920	2007 Ford Ranger	2007	2,522.23		0.00	2,522.23	2014	
3920	Ford F-250 SC XL 4WD	2008	23,000.00	2012	23,000.00	0.00		
3920	Ford F-250 SC XL 4WD	2008	11,622.10		0.00	11,622.10	2015	
3920	Ford F-250 XL	2008	33,000.00	2012	33,000.00	0.00		
3920	Ford F-250 XL	2008	4,673.16		0.00	4,673.16	2015	
3920	Transportation Equipment	2008	78,357.00	2012	78,357.00	0.00		
3920	Transportation Equipment	2008	42,857.12	2012	42,857.12	0.00		
3920	Transportation Equipment	2008	4,091.88		0.00	4,091.88	2015	
3920	ATV88 - 300 4x4	2008	21,000.00	2012	21,000.00	0.00		
3920	ATV88 - 300 4x4	2008	4,329.00		0.00	4,329.00	2015	
3920	2006 Ford E-350 Utility - Medium Truck	2009	81,450.00	2012	81,450.00	0.00		
3920	2006 Ford E-350 Utility - Medium Truck	2009	5,450.00		0.00	5,450.00	2016	
3920	2009 Ford F-250	2009	35,191.00		0.00	35,191.00	2016	
3920	2009 Ford F-250	2009	35,191.00		0.00	35,191.00	2016	
3920	2009 Ford F-250	2009	34,991.00		0.00	34,991.00	2016	

3920	2009 Ford F-150	2009	27,363.80		0.00	27,363.80	2016	Schedule ALP-2
3920	2009 Ford F-150	2009	18,000.00	2012	18,000.00	0.00		
3920	Pole/Pipe Trailer (2)	2009	14,253.12		0.00	14,253.12	2016	
3920	2009 Ford F-150	2009	9,363.80		0.00	9,363.80	2016	
3920	Trailers Westgate	2009	5,900.00		0.00	5,900.00	2016	
3920	2009 GMC Sierra 2500	2009	37,325.48		0.00	37,325.48	2016	
3920	1990 Taylor and 2009 Westgate trailers	2009	3,545.00		0.00	3,545.00	2016	
3920	1999 GMC Dump Truck	2009	26,699.25	2012	26,699.25	0.00		
3920	2006 CHEvy #4204	2009	19,474.50	2012	19,474.50	0.00		
3920	2008 Chevy 3/4 ton	2010	28,700.00		0.00	28,700.00	2017	
3920	2009 Chevys (3) #1269, #1948, #4918	2010	104,687.21		0.00	104,687.21	2017	
3920	2008 Ford Ranger	2010	81,450.00	2012	81,450.00	0.00		
3920	2008 Ford Ranger	2010	25,500.00		0.00	25,500.00	2017	
3920	2004 Chevy 1500	2010	26,044.24	2012	26,044.24	0.00		
3920	2004 Chevy 1500	2010	18,330.00		0.00	18,330.00	2017	
3920	Anderson Trailer	2010	6,857.00		0.00	6,857.00	2017	
3920	Transportation Equipment	2010	5,215.00		0.00	5,215.00	2017	
3920	Transportation Equipment	2011	630.00		0.00	630.00	2018	
3920	2012 Ford Expedition #218	2011	39,929.80		0.00	39,929.80	2018	
3920	2012 Ford F-250 #246	2012	40,705.05		0.00	40,705.05	2019	
3920	2012 Ford F-250 #245	2012	40,705.05		0.00	40,705.05	2019	
3920	2012 Ford F-250 #223	2012	39,747.04		0.00	39,747.04	2019	
3920	2012 Ford F-250 #220	2012	39,747.04		0.00	39,747.04	2019	
3920	2012 Ford F-250 #225	2012	39,747.04		0.00	39,747.04	2019	
3920	2012 Ford F-250 #222	2012	39,607.54		0.00	39,607.54	2019	
3920	2012 Ford F-250 #229	2012	39,607.54		0.00	39,607.54	2019	
3920	2012 Ford F-250 #230	2012	39,607.54		0.00	39,607.54	2019	
3920	2012 Ford F-150 #247	2012	33,067.98		0.00	33,067.98	2019	
3920	2012 Ford F-150 #219	2012	33,067.98		0.00	33,067.98	2019	
3920	2012 Ford F-150 #244	2012	33,067.98		0.00	33,067.98	2019	
3920	2012 Ford Escape #248	2012	28,621.12		0.00	28,621.12	2019	
3920	2012 Ford F-250 #232	2012	44,804.24		0.00	44,804.24	2019	
3920	2012 Ford F-250 #234	2012	44,804.24		0.00	44,804.24	2019	
3920	2012 Ford F-250 #233	2012	44,804.24		0.00	44,804.24	2019	
3920	2012 Ford F250 #235	2012	44,804.24		0.00	44,804.24	2019	
3920	2102 Ford F-250 #236	2012	44,804.24		0.00	44,804.24	2019	
3920	2012 Ford F-250 #238	2012	40,712.04		0.00	40,712.04	2019	
3920	2012 Ford F-250 #239	2012	40,712.04		0.00	40,712.04	2019	
3920	2012 Ford F-250 #237	2012	40,712.04		0.00	40,712.04	2019	
3920	2012 Ford F-250 #228	2012	39,747.04		0.00	39,747.04	2019	
3920	2012 Ford F-250 #226	2012	39,747.04		0.00	39,747.04	2019	
3920	2012 Ford F-250 #227	2012	39,747.04		0.00	39,747.04	2019	
3920	2012 Ford F-250 #231	2012	39,747.04		0.00	39,747.04	2019	
3920	2012 Ford F-250 #224	2012	39,747.04		0.00	39,747.04	2019	
3920	2012 Ford F-250 #221	2012	39,747.04		0.00	39,747.04	2019	
3920	2012 Ford F-150 #243	2012	33,067.98	2013	33,067.98	0.00		
3920	2012 Ford F-150 #241	2012	33,067.98	2013	33,067.98	0.00		

3920	2012 Ford F-150 #242	2012	33,067.48		0.00	33,067.48	2019	Schedule ALP-2
3920	2012 Ranger Polaris EPS #E-33	2012	15,245.25		0.00	15,245.25	2019	
3920	Trailer for Ranger #T-52	2012	2,004.50		0.00	2,004.50	2019	
3920	Transportation Equipment	2012	33,790.28	2013	33,790.28	0.00		
3920	Transportation Equipment	2012	33,790.28		0.00	33,790.28	2019	
3920	Transportation Equipment	2012	33,790.28		0.00	33,790.28	2019	
3920	Transportation Equipment	2012	3,495.08		0.00	3,495.08	2019	
3920 Total			2,260,580.47		636,688.56	1,623,891.91		535,271.23
3940	Tools & Equipment	1997	1,066.22		0.00	1,066.22	2017	
3940	Tools & Equipment	1997	10,646.11		0.00	10,646.11	2017	
3940	Tools & Equipment	1997	1,219.96		0.00	1,219.96	2017	
3940	Tools & Equipment	1997	1,984.99		0.00	1,984.99	2017	
3940	Tools & Equipment	1997	2,510.49		0.00	2,510.49	2017	
3940	Tools & Equipment	1997	4,458.59		0.00	4,458.59	2017	
3940	Tools & Equipment	1998	358.12		0.00	358.12	2018	
3940	Tools & Equipment	1998	5,218.11		0.00	5,218.11	2018	
3940	Tools & Equipment	1998	933.57		0.00	933.57	2018	
3940	Tools & Equipment	1998	2,990.14		0.00	2,990.14	2018	
3940	Tools & Equipment	1998	3,169.56		0.00	3,169.56	2018	
3940	Tools & Equipment	1998	3,550.14		0.00	3,550.14	2018	
3940	Tools & Equipment	2001	2,094.76		0.00	2,094.76	2021	
3940	Tools & Equipment	2001	6,401.65		0.00	6,401.65	2021	
3940	Tools & Equipment	2003	16,176.72		0.00	16,176.72	2023	
3940	Tools & Equipment	2003	990.00		0.00	990.00	2023	
3940	Tools & Equipment	2003	432.29		0.00	432.29	2023	
3940	Tools & Equipment	2003	383.13		0.00	383.13	2023	
3940	Tools & Equipment	2003	281.74		0.00	281.74	2023	
3940	Tools, shop & garage equipment	2005	1,620.62		0.00	1,620.62	2025	
3940	Tools, shop & garage equipment	2005	1,016.72		0.00	1,016.72	2025	
3940	Tools, shop & garage equipment	2005	53.82		0.00	53.82	2025	
3940	Tools, shop & garage equipment	2005	474.74		0.00	474.74	2025	
3940	Tools, shop & garage equipment	2005	297.84		0.00	297.84	2025	
3940	Tools, shop & garage equipment	2005	15.77		0.00	15.77	2025	
3940	Tools, shop & garage equipment	2005	263.85		0.00	263.85	2025	
3940	Tools, shop & garage equipment	2005	165.53		0.00	165.53	2025	
3940	Tools, shop & garage equipment	2005	8.76		0.00	8.76	2025	
3940	Tools, shop & garage equipment	2005	1,487.79		0.00	1,487.79	2025	
3940	Tools, shop & garage equipment	2005	933.39		0.00	933.39	2025	
3940	Tools, shop & garage equipment	2005	49.41		0.00	49.41	2025	
3940	Tools, shop & garage equipment	2005	953.43		0.00	953.43	2025	
3940	Tools, shop & garage equipment	2005	598.15		0.00	598.15	2025	
3940	Tools, shop & garage equipment	2005	31.67		0.00	31.67	2025	
3940	Tools, shop & garage equipment	2005	1,037.43		0.00	1,037.43	2025	
3940	Tools, shop & garage equipment	2005	650.85		0.00	650.85	2025	
3940	Tools, shop & garage equipment	2005	34.45		0.00	34.45	2025	
3940	Tools, shop & garage equipment	2005	819.17		0.00	819.17	2025	
3940	Tools, shop & garage equipment	2005	513.92		0.00	513.92	2025	

3940	Tools, shop & garage equipment	2005	27.21	0.00	27.21	2025	Schedule ALP-2
3940	Tools, shop & garage equipment	2005	781.44	0.00	781.44	2025	
3940	Tools, shop & garage equipment	2005	490.25	0.00	490.25	2025	
3940	Tools, shop & garage equipment	2005	25.95	0.00	25.95	2025	
3940	Tools, shop & garage equipment	2005	2,418.74	0.00	2,418.74	2025	
3940	Tools, shop & garage equipment	2005	1,517.44	0.00	1,517.44	2025	
3940	Tools, shop & garage equipment	2005	80.33	0.00	80.33	2025	
3940	Tools, shop & garage equipment	2005	1,196.98	0.00	1,196.98	2025	
3940	Tools, shop & garage equipment	2005	750.95	0.00	750.95	2025	
3940	Tools, shop & garage equipment	2005	39.75	0.00	39.75	2025	
3940	Tools, shop & garage equipment	2005	1,124.96	0.00	1,124.96	2025	
3940	Tools, shop & garage equipment	2005	705.76	0.00	705.76	2025	
3940	Tools, shop & garage equipment	2005	37.36	0.00	37.36	2025	
3940	Tools, shop & garage equipment	2005	1,127.66	0.00	1,127.66	2025	
3940	Tools, shop & garage equipment	2005	707.45	0.00	707.45	2025	
3940	Tools, shop & garage equipment	2005	37.45	0.00	37.45	2025	
3940	Tools, shop & garage equipment	2006	2,856.73	0.00	2,856.73	2026	
3940	Tools, shop & garage equipment	2006	1,792.22	0.00	1,792.22	2026	
3940	Tools, shop & garage equipment	2006	94.88	0.00	94.88	2026	
3940	Tools, shop & garage equipment	2006	857.11	0.00	857.11	2026	
3940	Tools, shop & garage equipment	2006	537.72	0.00	537.72	2026	
3940	Tools, shop & garage equipment	2006	28.47	0.00	28.47	2026	
3940	Tools, shop & garage equipment	2006	2,483.76	0.00	2,483.76	2026	
3940	Tools, shop & garage equipment	2006	1,558.22	0.00	1,558.22	2026	
3940	Tools, shop & garage equipment	2006	82.49	0.00	82.49	2026	
3940	Tools, shop & garage equipment	2006	3,050.25	0.00	3,050.25	2026	
3940	Tools, shop & garage equipment	2006	1,913.63	0.00	1,913.63	2026	
3940	Tools, shop & garage equipment	2006	101.30	0.00	101.30	2026	
3940	Tools, shop & garage equipment	2006	1,498.63	0.00	1,498.63	2026	
3940	Tools, shop & garage equipment	2006	940.19	0.00	940.19	2026	
3940	Tools, shop & garage equipment	2006	49.77	0.00	49.77	2026	
3940	Tools, shop & garage equipment	2006	1,374.12	0.00	1,374.12	2026	
3940	Tools, shop & garage equipment	2006	862.08	0.00	862.08	2026	
3940	Tools, shop & garage equipment	2006	45.64	0.00	45.64	2026	
3940	Tools, shop & garage equipment	2006	1,200.41	0.00	1,200.41	2026	
3940	Tools, shop & garage equipment	2006	753.10	0.00	753.10	2026	
3940	Tools, shop & garage equipment	2006	39.87	0.00	39.87	2026	
3940	Tools, shop & garage equipment	2006	1,004.87	0.00	1,004.87	2026	
3940	Tools, shop & garage equipment	2006	630.42	0.00	630.42	2026	
3940	Tools, shop & garage equipment	2006	33.37	0.00	33.37	2026	
3940	Tools, shop & garage equipment	2006	928.94	0.00	928.94	2026	
3940	Tools, shop & garage equipment	2006	582.78	0.00	582.78	2026	
3940	Tools, shop & garage equipment	2006	30.85	0.00	30.85	2026	
3940	Tools, shop & garage equipment	2006	881.68	0.00	881.68	2026	
3940	Tools, shop & garage equipment	2006	553.14	0.00	553.14	2026	
3940	Tools, shop & garage equipment	2006	29.28	0.00	29.28	2026	
3940	Tools, shop & garage equipment	2006	496.47	0.00	496.47	2026	

3940	Tools, shop & garage equipment	2006	311.47	0.00	311.47	2026	Schedule ALP-2
3940	Tools, shop & garage equipment	2006	16.49	0.00	16.49	2026	
3940	Tools, shop & garage equipment	2006	1,308.32	0.00	1,308.32	2026	
3940	Tools, shop & garage equipment	2006	820.79	0.00	820.79	2026	
3940	Tools, shop & garage equipment	2006	43.45	0.00	43.45	2026	
3940	Tools & Equipment	2007	5,710.72	0.00	5,710.72	2027	
3940	Tools, shop & garage equipment	2007	3,274.66	0.00	3,274.66	2027	
3940	Tools, shop & garage equipment	2007	2,054.41	0.00	2,054.41	2027	
3940	Tools, shop & garage equipment	2007	108.76	0.00	108.76	2027	
3940	Tools, shop & garage equipment	2007	810.81	0.00	810.81	2027	
3940	Tools, shop & garage equipment	2007	363.93	0.00	363.93	2027	
3940	Tools & Equipment	2007	182.12	0.00	182.12	2027	
3940	Tools, shop & garage equipment	2007	1,670.72	0.00	1,670.72	2027	
3940	Tools & Equipment	2007	566.16	0.00	566.16	2027	
3940	Tools, shop & garage equipment	2007	418.56	0.00	418.56	2027	
3940	Tools & Equipment	2007	194.96	0.00	194.96	2027	
3940	Tools, shop & garage equipment	2007	67.13	0.00	67.13	2027	
3940	Tools & Equipment	2007	1,665.15	0.00	1,665.15	2027	
3940	Tools, shop & garage equipment	2007	2,970.00	0.00	2,970.00	2027	
3940	Tools & Equipment	2007	1,238.50	0.00	1,238.50	2027	
3940	Tools & Equipment	2007	630.22	0.00	630.22	2027	
3940	Tools & Equipment	2007	382.07	0.00	382.07	2027	
3940	Tools, shop & garage equipment	2007	1,704.44	0.00	1,704.44	2027	
3940	Tools & Equipment	2008	75.51	0.00	75.51	2028	
3940	Tools & Equipment	2008	6,919.25	0.00	6,919.25	2028	
3940	Tools, shop & garage equipment	2008	1,276.43	0.00	1,276.43	2028	
3940	Tools & Equipment	2008	520.22	0.00	520.22	2028	
3940	Tools, shop & garage equipment	2008	97.79	0.00	97.79	2028	
3940	Tools & Equipment	2008	370.53	0.00	370.53	2028	
3940	Tools & Equipment	2008	122.92	0.00	122.92	2028	
3940	Tools, shop & garage equipment	2008	1,840.50	0.00	1,840.50	2028	
3940	Tools & Equipment	2008	3,344.19	0.00	3,344.19	2028	
3940	Tools & Equipment	2008	8,923.63	0.00	8,923.63	2028	
3940	Tools & Equipment	2008	43,711.79	0.00	43,711.79	2028	
3940	Tools, shop & garage equipment	2008	2,597.09	0.00	2,597.09	2028	
3940	Tools & Equipment	2008	7,314.33	0.00	7,314.33	2028	
3940	Tools, shop & garage equipment	2008	2,434.06	0.00	2,434.06	2028	
3940	Tools, shop & garage equipment	2008	102.47	0.00	102.47	2028	
3940	Tools, shop & garage equipment	2008	102.46	0.00	102.46	2028	
3940	Tools & Equipment	2008	21,123.34	0.00	21,123.34	2028	
3940	Tools, shop & garage equipment	2008	1,946.84	0.00	1,946.84	2028	
3940	Tools, shop & garage equipment	2008	79.91	0.00	79.91	2028	
3940	Tools, shop & garage equipment	2008	38.71	0.00	38.71	2028	
3940	Tools & Equipment	2008	3,687.25	0.00	3,687.25	2028	
3940	Tools, shop & garage equipment	2008	225.89	0.00	225.89	2028	
3940	Tools & Equipment	2008	12,804.08	0.00	12,804.08	2028	
3940	Tools, shop & garage equipment	2008	4,558.32	0.00	4,558.32	2028	

Code	Description	Year	Amount	Offset	Amount	Year
3940	Tools, shop & garage equipment	2008	6.62	0.00	6.62	2028
3940	Tools & Equipment	2009	4,974.54	0.00	4,974.54	2029
3940	Tools, shop & garage equipment	2009	5,139.27	0.00	5,139.27	2029
3940	Tools, shop & garage equipment	2009	1,620.92	0.00	1,620.92	2029
3940	Tools & Equipment	2009	14,140.46	0.00	14,140.46	2029
3940	Tools, shop & garage equipment	2009	352.77	0.00	352.77	2029
3940	Tools & Equipment	2009	16,605.65	0.00	16,605.65	2029
3940	Tools, shop & garage equipment	2009	26.75	0.00	26.75	2029
3940	Tools, shop & garage equipment	2009	20.80	0.00	20.80	2029
3940	Tools & Equipment	2009	17,854.35	0.00	17,854.35	2029
3940	Tools & Equipment	2009	6,902.90	0.00	6,902.90	2029
3940	Tools & Equipment	2009	5,900.95	0.00	5,900.95	2029
3940	Tools, shop & garage equipment	2009	3,793.67	0.00	3,793.67	2029
3940	Tools, shop & garage equipment	2009	144.40	0.00	144.40	2029
3940	Tools & Equipment	2009	15,798.04	0.00	15,798.04	2029
3940	Tools, shop & garage equipment	2009	12,850.00	0.00	12,850.00	2029
3940	Tools, shop & garage equipment	2009	5,864.27	0.00	5,864.27	2029
3940	Tools, shop & garage equipment	2009	3,662.31	0.00	3,662.31	2029
3940	Tools & Equipment	2009	29,014.21	0.00	29,014.21	2029
3940	Tools, shop & garage equipment	2009	13,745.26	0.00	13,745.26	2029
3940	Tools, shop & garage equipment	2009	10,477.57	0.00	10,477.57	2029
3940	Tools & Equipment	2009	5,921.27	0.00	5,921.27	2029
3940	Tools & Equipment	2009	4,420.44	0.00	4,420.44	2029
3940	Tools, shop & garage equipment	2009	9,105.71	0.00	9,105.71	2029
3940	Tools, shop & garage equipment	2009	6,575.22	0.00	6,575.22	2029
3940	Tools, shop & garage equipment	2009	4,141.57	0.00	4,141.57	2029
3940	Tools, shop & garage equipment	2009	1,005.18	0.00	1,005.18	2029
3940	Tools & Equipment	2009	10,976.83	0.00	10,976.83	2029
3940	Tools, shop & garage equipment	2009	676.44	0.00	676.44	2029
3940	Tools & Equipment	2009	7,806.24	0.00	7,806.24	2029
3940	Tools, shop & garage equipment	2009	7,248.90	0.00	7,248.90	2029
3940	Tools & Equipment	2010	14,337.31	0.00	14,337.31	2030
3940	Tools, shop & garage equipment	2010	4,837.37	0.00	4,837.37	2030
3940	Tools, shop & garage equipment	2010	1,016.14	0.00	1,016.14	2030
3940	Tools & Equipment	2010	13,801.08	0.00	13,801.08	2030
3940	Tools, shop & garage equipment	2010	3,478.09	0.00	3,478.09	2030
3940	Tools & Equipment	2010	17,599.42	0.00	17,599.42	2030
3940	Tools, shop & garage equipment	2010	2,009.76	0.00	2,009.76	2030
3940	Tools, shop & garage equipment	2010	432.88	0.00	432.88	2030
3940	Tools & Equipment	2010	22,558.20	0.00	22,558.20	2030
3940	Tools & Equipment	2010	22,169.06	0.00	22,169.06	2030
3940	Tools, shop & garage equipment	2010	7,504.86	0.00	7,504.86	2030
3940	Tools, shop & garage equipment	2010	753.48	0.00	753.48	2030
3940	Tools, shop & garage equipment	2010	531.27	0.00	531.27	2030
3940	Tools & Equipment	2010	6,885.43	0.00	6,885.43	2030
3940	Tools, shop & garage equipment	2010	2,078.52	0.00	2,078.52	2030
3940	Tools, shop & garage equipment	2010	1,090.00	0.00	1,090.00	2030

Account Number	Description	Year	Amount	Offset	Amount	Year	Category
3940	Tools & Equipment	2010	6,355.31	0.00	6,355.31	2030	Schedule ALP-2
3940	Tools & Equipment	2010	5,369.09	0.00	5,369.09	2030	
3940	Tools, shop & garage equipment	2010	9,362.07	0.00	9,362.07	2030	
3940	Tools & Equipment	2010	2,918.13	0.00	2,918.13	2030	
3940	Tools & Equipment	2010	1,117.04	0.00	1,117.04	2030	
3940	Tools & Equipment	2010	6,459.57	0.00	6,459.57	2030	
3940	Tools & Equipment	2010	4,965.54	0.00	4,965.54	2030	
3940	Tools & Equipment	2011	1,070.83	0.00	1,070.83	2031	
3940	Tools, shop & garage equipment	2011	857.11	0.00	857.11	2031	
3940	Tools, shop & garage equipment	2011	661.03	0.00	661.03	2031	
3940	Tools & Equipment	2011	364.00	0.00	364.00	2031	
3940	Tools & Equipment	2011	3,413.36	0.00	3,413.36	2031	
3940	Tools & Equipment	2011	1,084.01	0.00	1,084.01	2031	
3940	Tools & Equipment	2011	553.66	0.00	553.66	2031	
3940	Tools, shop & garage equipment	2011	6,590.06	0.00	6,590.06	2031	
3940	Tools, shop & garage equipment	2011	919.59	0.00	919.59	2031	
3940	Tools & Equipment	2011	2,510.66	0.00	2,510.66	2031	
3940	Tools & Equipment	2011	396.70	0.00	396.70	2031	
3940	Tools & Equipment	2011	110.30	0.00	110.30	2031	
3940	Tools & Equipment	2011	6.00	0.00	6.00	2031	
3940	Tools & Equipment	2011	169.92	0.00	169.92	2031	
3940	Tools & Equipment	2011	159.36	0.00	159.36	2031	
3940	Tools & Equipment	2011	16.90	0.00	16.90	2031	
3940	Tools, shop & garage equipment	2011	1,147.79	0.00	1,147.79	2031	
3940	Tools & Equipment	2011	460.99	0.00	460.99	2031	
3940	Tools & Equipment	2011	182.58	0.00	182.58	2031	
3940	Tools & Equipment	2011	182.58	0.00	182.58	2031	
3940	Tools, shop & garage equipment	2011	1,600.05	0.00	1,600.05	2031	
3940	Tools, shop & garage equipment	2011	148.07	0.00	148.07	2031	
3940	Tools, shop & garage equipment	2012	3,627.42	0.00	3,627.42	2032	
3940	Tools, shop & garage equipment	2012	923.30	0.00	923.30	2032	
3940	Tools, shop & garage equipment	2012	758.00	0.00	758.00	2032	
3940	Tools, shop & garage equipment	2012	4,993.40	0.00	4,993.40	2032	
3940	Tools, shop & garage equipment	2012	1,577.84	0.00	1,577.84	2032	
3940	Tools, shop & garage equipment	2012	527.00	0.00	527.00	2032	
3940	Tools, shop & garage equipment	2012	8,162.91	0.00	8,162.91	2032	
3940	Tools, shop & garage equipment	2012	7,320.18	0.00	7,320.18	2032	
3940	Tools, shop & garage equipment	2012	7,304.79	0.00	7,304.79	2032	
3940	Tools, shop & garage equipment	2012	6,988.32	0.00	6,988.32	2032	
3940	Tools, shop & garage equipment	2012	6,876.97	0.00	6,876.97	2032	
3940	Tools, shop & garage equipment	2012	6,310.70	0.00	6,310.70	2032	
3940	Tools, shop & garage equipment	2012	6,201.10	0.00	6,201.10	2032	
3940	Tools, shop & garage equipment	2012	6,086.91	0.00	6,086.91	2032	
3940	Tools, shop & garage equipment	2012	5,764.64	0.00	5,764.64	2032	
3940	Tools, shop & garage equipment	2012	11,988.00	0.00	11,988.00	2032	
3940	Tools, shop & garage equipment	2012	3,597.60	0.00	3,597.60	2032	
3940	Tools, shop & garage equipment	2012	1,139.94	0.00	1,139.94	2032	

3940	Tools, shop & garage equipment	2012	719.88		0.00	719.88	2032	Schedule ALP-2
3940	Tools, shop & garage equipment	2012	1,767.03		0.00	1,767.03	2032	
3940	Tools, shop & garage equipment	2012	1,433.79		0.00	1,433.79	2032	
3940	Tools, shop & garage equipment	2012	24,220.75		0.00	24,220.75	2032	
3940	Tools, shop & garage equipment	2012	5,228.97		0.00	5,228.97	2032	
3940	Tools, shop & garage equipment	2012	1,886.82		0.00	1,886.82	2032	
3940	Tools, shop & garage equipment	2012	672.19		0.00	672.19	2032	
3940	Tools, shop & garage equipment	2012	663.43		0.00	663.43	2032	
3940	Tools, shop & garage equipment	2013	46,084.32		0.00	46,084.32	2033	
3940	Tools, shop & garage equipment	2013	7,854.33		0.00	7,854.33	2033	
3940	Tools, shop & garage equipment	2013	573.80		0.00	573.80	2033	
3940	Tools, shop & garage equipment	2013	59,407.39		0.00	59,407.39	2033	
3940	Tools, shop & garage equipment	2013	30,976.31		0.00	30,976.31	2033	
3940	Tools, shop & garage equipment	2013	843.53		0.00	843.53	2033	
3940	Tools, shop & garage equipment	2013	38,664.24		0.00	38,664.24	2033	
3940	Tools, shop & garage equipment	2013	1,131.91		0.00	1,131.91	2033	
3940	Tools, shop & garage equipment	2013	504.43		0.00	504.43	2033	
3940	Tools, shop & garage equipment	2013	15,576.63		0.00	15,576.63	2033	
3940	Tools, shop & garage equipment	2013	1,729.57		0.00	1,729.57	2033	
3940	Tools, shop & garage equipment	2013	709.97		0.00	709.97	2033	
3940	Tools, shop & garage equipment	2013	394.07		0.00	394.07	2033	
3940	Tools, shop & garage equipment	2013	105.89		0.00	105.89	2033	
3940	Tools, shop & garage equipment	2013	2,854.54		0.00	2,854.54	2033	
3940	Tools, shop & garage equipment	2013	928.70		0.00	928.70	2033	
3940	Tools, shop & garage equipment	2013	631.53		0.00	631.53	2033	
3940	Tools, shop & garage equipment	2013	874.65		0.00	874.65	2033	
3940	Tools, shop & garage equipment	2013	682.29		0.00	682.29	2033	
3940 Total			1,009,265.68		0.00	1,009,265.68		181,771.46
3960	Power Operated Equipment	2005	980.61		0.00	980.61	2017	
3960	Power Operated Equipment	2005	615.20		0.00	615.20	2017	
3960	Backhoe	2006	64,321.37	2012	64,321.37	0.00		
3960	2008 Polaris	2008	10,750.49		0.00	10,750.49	2020	
3960	Trailer	2008	1,453.17		0.00	1,453.17	2020	
3960	Backhoe	2008	113,886.34	2012	113,886.34	0.00		
3960	Backhoes (2)	2009	140,920.22	2012	140,920.22	0.00		
3960	Boring Equip	2009	7,435.99	2012	7,435.99	0.00		
3960	Kabota	2009	52,520.22	2012	52,520.22	0.00		
3960	Kabota	2009	45,977.01		0.00	45,977.01	2021	
3960	Ditch Witch ACC	2009	2,072.51		0.00	2,072.51	2021	
3960	Generator	2009	10,448.80		0.00	10,448.80	2021	
3960	TRAC Fusion Machine	2010	25,529.45		0.00	25,529.45	2022	
3960	Ditch Witch Walking Trencher	2010	13,387.63		0.00	13,387.63	2022	
3960	Ditch Witch Walking Trencher	2010	10,963.00	2012	10,963.00	0.00		
3960	Power Operated Equipment	2011	1,071.18		0.00	1,071.18	2023	
3960	Power Operated Equipment	2011	7,194.82		0.00	7,194.82	2023	
3960	Power Operated Equipment	2012	46,448.00		0.00	46,448.00	2024	
3960	Power Operated Equipment	2012	48,463.50		0.00	48,463.50	2024	

3960	Power Operated Equipment	2012	48,463.50	0.00	48,463.50	2024	Schedule ALP-2	
3960	Power Operated Equipment	2012	8,569.53	0.00	8,569.53	2024		
3960	Power Operated Equipment	2012	18,856.45	0.00	18,856.45	2024		
3960	Power Operated Equipment	2012	1,724.30	0.00	1,724.30	2024		
3960	Power Operated Equipment	2012	851.28	0.00	851.28	2024		
3960	Power operated equipment	2013	774.44	0.00	774.44	2025		
3960 Total			683,679.01	390,047.14	293,631.87			13,718.97
3970	Communication Equipment	2005	1,125.39	0.00	1,125.39	2020		
3970	Communication Equipment	2005	706.03	0.00	706.03	2020		
3970	Communication Equipment	2005	37.38	0.00	37.38	2020		
3970	Communication Equipment	2005	95.69	0.00	95.69	2020		
3970	Communication Equipment	2005	60.03	0.00	60.03	2020		
3970	Communication Equipment	2005	3.18	0.00	3.18	2020		
3970	Communication Equipment	2006	2,359.43	0.00	2,359.43	2021		
3970	Communication Equipment	2006	1,480.22	0.00	1,480.22	2021		
3970	Communication Equipment	2006	78.36	0.00	78.36	2021		
3970	Communication Equipment	2008	6,547.09	0.00	6,547.09	2023		
3970	Communication Equipment	2009	7,598.03	0.00	7,598.03	2024		
3970	Communication Equipment	2009	1,788.00	0.00	1,788.00	2024		
3970	Communication Equipment	2009	86.87	0.00	86.87	2024		
3970	Communication Equipment	2010	7,578.90	0.00	7,578.90	2025		
3970	Communication Equipment	2010	7,148.90	0.00	7,148.90	2025		
3970	Communication Equipment	2010	10,244.67	0.00	10,244.67	2025		
3970	Communication Equipment	2010	435.50	0.00	435.50	2025		
3970	Communication Equipment	2010	15,336.69	0.00	15,336.69	2025		
3970	Communication Equipment	2010	15,336.69	0.00	15,336.69	2025		
3970	Communication Equipment	2010	15,336.69	0.00	15,336.69	2025		
3970	Communication Equipment	2011	10,000.00	0.00	10,000.00	2026		
3970	Communication Equipment	2011	6,000.00	0.00	6,000.00	2026		
3970	Communication Equipment	2012	1,463.34	0.00	1,463.34	2027		
3970	Communication Equipment	2012	655.34	0.00	655.34	2027		
3970	Communication Equipment	2012	655.34	0.00	655.34	2027		
3970	Communication Equipment	2012	6,368.50	0.00	6,368.50	2027		
3970	Communication Equipment	2012	5,664.10	0.00	5,664.10	2027		
3970	Communication Equipment	2012	3,388.72	0.00	3,388.72	2027		
3970	Communication Equipment	2012	44,019.47	0.00	44,019.47	2027		
3970	Communication Equipment	2012	28,550.73	0.00	28,550.73	2027		
3970	Communication Equipment	2012	15,142.17	0.00	15,142.17	2027		
3970	Communication Equipment	2012	3,781.00	0.00	3,781.00	2027		
3970	Communication Equipment	2012	3,238.00	0.00	3,238.00	2027		
3970	Communication Equipment	2012	2,268.27	0.00	2,268.27	2027		
3970	Communication Equipment	2012	26,539.58	0.00	26,539.58	2027		
3970	Communication Equipment	2012	5,060.58	0.00	5,060.58	2027		
3970	Communication Equipment	2012	4,217.15	0.00	4,217.15	2027		
3970	Communication Equipment	2012	3,419.39	0.00	3,419.39	2027		
3970	Communication Equipment	2012	843.42	0.00	843.42	2027		
3970	Communication Equipment	2012	4,082.15	0.00	4,082.15	2027		

3970	Communication Equipment	2012	2,926.00	0.00	2,926.00	2027	Schedule ALP-2
3970	Communication Equipment	2012	1,047.01	0.00	1,047.01	2027	
3970	Communication Equipment	2012	11,988.00	0.00	11,988.00	2027	
3970	Communication Equipment	2012	1,998.00	0.00	1,998.00	2027	
3970	Communication Equipment	2012	1,998.00	0.00	1,998.00	2027	
3970	Communication Equipment	2012	15,984.00	0.00	15,984.00	2027	
3970	Communication Equipment	2012	5,994.00	0.00	5,994.00	2027	
3970	Communication Equipment	2012	1,998.00	0.00	1,998.00	2027	
3970	Communication Equipment	2012	5,771.95	0.00	5,771.95	2027	
3970	Communication Equipment	2012	963.26	0.00	963.26	2027	
3970	Communication equipment	2013	649.00	0.00	649.00	2028	
3970	Communication equipment	2013	5,836.53	0.00	5,836.53	2028	
3970	Communication equipment	2013	5,829.64	0.00	5,829.64	2028	
3970	Communication equipment	2013	9,354.55	0.00	9,354.55	2028	
3970 Total			341,078.93	0.00	341,078.93		27,631.33
Grand Total			240,578,003.97	1,059,319.11	239,526,387.10		24,770,037.12

Schedule ALP-3 General Ledger Detail Report

Summit Natural Gas of Missouri (MOS)

Detail Postings for Dates 9/1/2007 Thru 9/30/2013

Account Number/Description	Period	Date	Journal	Source	Comment	Beginning Balance	Debit	Credit	Net Change	Ending Balance
4030-0000-0000-00-0-00-00-0-06				Depr exp-MOS		18,545.66				
4030-0000-0000-00-0-00-00-0-06	09	9/1/2007	GJ-080419	G/L	Adjust Depreciation Expense on 380		0.00	1,217.05		17,328.61
4030-0000-0000-00-0-00-00-0-06	09	9/30/2007	GJ-080441	G/L	Record Sept07 Depreciation Expense		7,799.64	0.00		25,128.25
4030-0000-0000-00-0-00-00-0-06	10	10/31/2007	GJ-080496	G/L	Depreciation Expense Oct 2007		7,973.16	0.00		33,101.41
4030-0000-0000-00-0-00-00-0-06	11	11/30/2007	GJ-080573	G/L	Nov07 Depreciation Entry		8,064.39	0.00		41,165.80
4030-0000-0000-00-0-00-00-0-06	12	12/31/2007	GJ-080659	G/L	Dec07 Depreciation Expense.		8,261.92	0.00		49,427.72
4030-0000-0000-00-0-00-00-0-06	12	12/31/2007	GJ-080664	G/L	Reverse and re-record Dec Dep Exp		0.00	8,261.92		41,165.80
4030-0000-0000-00-0-00-00-0-06	12	12/31/2007	GJ-080664	G/L	Reverse and re-record Dec Dep Exp		8,267.18	0.00		49,432.98
4030-0000-0000-00-0-00-00-0-06	12	12/31/2007	GJ-080670	G/L	Reverse and re-record Dec Depr Exp		0.00	8,267.18		41,165.80
4030-0000-0000-00-0-00-00-0-06	12	12/31/2007	GJ-080670	G/L	Reverse and re-record Dec Depr Exp		8,268.57	0.00		49,434.37
4030-0000-0000-00-0-00-00-0-06	01	1/1/2008	GJ-080674	G/L	To adjust Dep Exp to W/S as of		0.00	162.01		49,272.36
4030-0000-0000-00-0-00-00-0-06	01	1/31/2008	GJ-080735	G/L	Jan08 Depreciation Expense		8,756.45	0.00		58,028.81
4030-0000-0000-00-0-00-00-0-06	02	2/29/2008	GJ-080794	G/L	Record Feb08 Depreciation		8,803.90	0.00		66,832.71
4030-0000-0000-00-0-00-00-0-06	02	2/29/2008	GJ-080812	G/L	Record Feb 08 Depreciation after		0.00	8,803.90		58,028.81
4030-0000-0000-00-0-00-00-0-06	02	2/29/2008	GJ-080812	G/L	Record Feb 08 Depreciation after		8,799.13	0.00		66,827.94
4030-0000-0000-00-0-00-00-0-06	03	3/31/2008	GJ-080907	G/L	YE Adjust to Accum Depr		10,816.77	0.00		77,644.71
4030-0000-0000-00-0-00-00-0-06	03	3/31/2008	GJ-080998	G/L	Adjust accumulated depreciation to		9,313.10	0.00		86,957.81
4030-0000-0000-00-0-00-00-0-06	03	3/31/2008	GJ-081032	G/L	adjust accum deprec and deprec		0.00	8,307.58		78,650.23
4030-0000-0000-00-0-00-00-0-06	04	4/30/2008	GJ-081004	G/L	Apr-08 MGU Depreciation Expense		9,666.14	0.00		88,316.37
4030-0000-0000-00-0-00-00-0-06	05	5/31/2008	GJ-081078	G/L	Record May08 Depreciation		9,728.85	0.00		98,045.22
4030-0000-0000-00-0-00-00-0-06	06	6/30/2008	GJ-081144	G/L	June 08 Depreciation Expense		9,755.17	0.00		107,800.39

4030-0000-0000-00-0-00-00-0-06	07	7/31/2008	GJ-081226	G/L	July 08 Depreciation Expense	9,859.58	0.00	117,659.97
4030-0000-0000-00-0-00-00-0-06	08	8/31/2008	GJ-081297	G/L	Aug 08 Depreciation Expense	10,212.75	0.00	127,872.72
4030-0000-0000-00-0-00-00-0-06	09	9/30/2008	GJ-081367	G/L	Sept 08 deprec expense	10,762.09	0.00	138,634.81
4030-0000-0000-00-0-00-00-0-06	10	10/31/2008	GJ-081430	G/L	Oct 08 deprec expense	11,397.35	0.00	150,032.16
4030-0000-0000-00-0-00-00-0-06	11	11/30/2008	GJ-081498	G/L	Nov 08 deprec expense	11,865.06	0.00	161,897.22
4030-0000-0000-00-0-00-00-0-06	12	12/31/2008	GJ-081592	G/L	Dec 08 deprec expense	12,518.69	0.00	174,415.91
4030-0000-0000-00-0-00-00-0-06	01	1/31/2009	GJ-081655	G/L	Jan 09 deprec expense	12,693.31	0.00	187,109.22
4030-0000-0000-00-0-00-00-0-06	02	2/28/2009	GJ-081728	G/L	MGU Feb 09 depreciation expense	12,898.93	0.00	200,008.15
4030-0000-0000-00-0-00-00-0-06	02	2/28/2009	GJ-081729	G/L	To Balance FAS to GL Accum	0.00	33.07	199,975.08
4030-0000-0000-00-0-00-00-0-06	03	3/31/2009	GJ-081794	G/L	March Deprec Expense	13,007.99	0.00	212,983.07
4030-0000-0000-00-0-00-00-0-06	03	3/31/2009	GJ-081802	G/L	Additional March Deprec Expense	2,265.47	0.00	215,248.54
4030-0000-0000-00-0-00-00-0-06	04	4/30/2009	GJ-082760	G/L	April Depreciation Expense	15,265.81	0.00	230,514.35
4030-0000-0000-00-0-00-00-0-06	05	5/31/2009	GJ-083673	G/L	Additional April Depreciation -	31.83	0.00	230,546.18
4030-0000-0000-00-0-00-00-0-06	05	5/31/2009	GJ-083677	G/L	May Depreciation Expense	15,301.92	0.00	245,848.10
4030-0000-0000-00-0-00-00-0-06	06	6/30/2009	GJ-083798	G/L	June Depreciation Expense	68.47	0.00	245,916.57
4030-0000-0000-00-0-00-00-0-06	06	6/30/2009	GJ-083798	G/L	June Depreciation Expense	6,238.20	0.00	252,154.77
4030-0000-0000-00-0-00-00-0-06	06	6/30/2009	GJ-083798	G/L	June Depreciation Expense	9,087.84	0.00	261,242.61
4030-0000-0000-00-0-00-00-0-06	07	7/31/2009	GJ-083922	G/L	July Depreciaion Expense	15,605.42	0.00	276,848.03
4030-0000-0000-00-0-00-00-0-06	08	8/31/2009	GJ-083993	G/L	August Depreciation Expense	15,968.34	0.00	292,816.37
4030-0000-0000-00-0-00-00-0-06	09	9/30/2009	GJ-084066	G/L	September deprec expense	16,047.78	0.00	308,864.15
4030-0000-0000-00-0-00-00-0-06	10	10/31/2009	GJ-084149	G/L	October Deprec Expense	16,193.70	0.00	325,057.85
4030-0000-0000-00-0-00-00-0-06	11	11/30/2009	GJ-084251	G/L	November depreciation expense	16,200.00	0.00	341,257.85
4030-0000-0000-00-0-00-00-0-06	12	12/31/2009	GJ-084356	G/L	December depreciation expense	28,189.37	0.00	369,447.22
4030-0000-0000-00-0-00-00-0-06	01	1/31/2010	GJ-084454	G/L	January deprec expense	28,961.19	0.00	398,408.41
4030-0000-0000-00-0-00-00-0-06	01	1/31/2010	GJ-084686	G/L	Revise depreciation to break it out for	0.00	28,961.19	369,447.22
4030-0000-0000-00-0-00-00-0-06	01	1/31/2010	GJ-084687	G/L	January depreciation expense.	28,961.19	0.00	398,408.41

4030-0000-0000-00-0-00-00-0-06	02	2/28/2010	GJ-084587	G/L	MGU February 2010 Depreciation	69,733.26	0.00	468,141.67
4030-0000-0000-00-0-00-00-0-06	02	2/28/2010	GJ-084588	G/L	Reversal of Febuary 2010	0.00	69,733.26	398,408.41
4030-0000-0000-00-0-00-00-0-06	02	2/28/2010	GJ-084589	G/L	Estimated 2/10 Depreciation Entry	29,000.00	0.00	427,408.41
4030-0000-0000-00-0-00-00-0-06	02	2/28/2010	GJ-084688	G/L	Revise depreciation to break it out for	0.00	29,000.00	398,408.41
4030-0000-0000-00-0-00-00-0-06	02	2/28/2010	GJ-084689	G/L	February depreciation expense.	29,000.00	0.00	427,408.41
4030-0000-0000-00-0-00-00-0-06	03	3/31/2010	GJ-084704	G/L	Depreciation Expense - MGU March	34,659.25	0.00	462,067.66
4030-0000-0000-00-0-00-00-0-06	03	3/31/2010	GJ-084728	G/L	To correct understated Accum and	0.00	5,395.28	456,672.38
4030-0000-0000-00-0-00-00-0-06	03	3/31/2010	GJ-084731	G/L	To reverse entry put in backwards.	5,395.28	0.00	462,067.66
4030-0000-0000-00-0-00-00-0-06	03	3/31/2010	GJ-084732	G/L	To correctly put in deprecation	5,395.28	0.00	467,462.94
4030-0000-0000-00-0-00-00-0-06	04	4/30/2010	GJ-084764	G/L	MGU April Depreciation estimated	36,573.52	0.00	504,036.46
4030-0000-0000-00-0-00-00-0-06	05	5/31/2010	GJ-084923	G/L	Correction for the estimated April	9.42	0.00	504,045.88
4030-0000-0000-00-0-00-00-0-06	05	5/31/2010	GJ-084930	G/L	To reverse and correct the	0.00	18.84	504,027.04
4030-0000-0000-00-0-00-00-0-06	05	5/31/2010	GJ-084935	G/L	May depreciation expense	37,339.80	0.00	541,366.84
4030-0000-0000-00-0-00-00-0-06	06	6/30/2010	GJ-085025	G/L	Depreciation expense for the month	37,929.76	0.00	579,296.60
4030-0000-0000-00-0-00-00-0-06	07	7/31/2010	GJ-085119	G/L	July Depreciation	38,053.67	0.00	617,350.27
4030-0000-0000-00-0-00-00-0-06	08	8/31/2010	GJ-085120	G/L	Estimated August Depreciation.	38,053.67	0.00	655,403.94
4030-0000-0000-00-0-00-00-0-06	09	9/1/2010	GJ-085120	G/L	Reversal: Estimated August	0.00	38,053.67	617,350.27
4030-0000-0000-00-0-00-00-0-06	09	9/1/2010	GJ-085227	G/L	To true up the estimated	38,616.66	0.00	655,966.93
4030-0000-0000-00-0-00-00-0-06	09	9/30/2010	GJ-085296	G/L	September Depreciation Expense	38,480.87	0.00	694,447.80
4030-0000-0000-00-0-00-00-0-06	10	10/31/2010	GJ-085399	G/L		42,905.80	0.00	737,353.60
4030-0000-0000-00-0-00-00-0-06	11	11/30/2010	GJ-085503	G/L	Nov-2010 depreciation	44,368.41	0.00	781,722.01
4030-0000-0000-00-0-00-00-0-06	12	12/31/2010	GJ-085619	G/L	December Depreciation Expense	47,616.98	0.00	829,338.99
4030-0000-0000-00-0-00-00-0-06	12	12/31/2010	GJ-085782	G/L	Depreciation Expense for additional	84,214.16	0.00	913,553.15
4030-0000-0000-00-0-00-00-0-06	01	1/31/2011	GJ-085735	G/L	MGU Depreciation Expense 1.31.11	47,777.16	0.00	961,330.31
4030-0000-0000-00-0-00-00-0-06	01	1/31/2011	GJ-085817	G/L	Estimated additional Jan-11	7,281.96	0.00	968,612.27
4030-0000-0000-00-0-00-00-0-06	02	2/1/2011	GJ-085817	G/L	Reversal: Estimated additional Jan-	0.00	7,281.96	961,330.31

4030-0000-0000-00-0-00-00-0-06	02	2/28/2011	GJ-085826	G/L	January Depreciation Expense put	55,059.02	0.00	1,016,389.33
4030-0000-0000-00-0-00-00-0-06	02	2/28/2011	GJ-085839	G/L	February Depreciation Expense	55,299.42	0.00	1,071,688.75
4030-0000-0000-00-0-00-00-0-06	02	2/28/2011	GJ-085846	G/L	Feb. Depreciation Expense	0.00	47,777.16	1,023,911.59
4030-0000-0000-00-0-00-00-0-06	03	3/31/2011	GJ-085946	G/L	MGU March Depreciation	55,505.69	0.00	1,079,417.28
4030-0000-0000-00-0-00-00-0-06	04	4/30/2011	GJ-086052	G/L	April Depreciation	55,476.55	0.00	1,134,893.83
4030-0000-0000-00-0-00-00-0-06	05	5/31/2011	GJ-086141	G/L	MGU May Depreciation Expense	55,482.88	0.00	1,190,376.71
4030-0000-0000-00-0-00-00-0-06	06	6/30/2011	GJ-086222	G/L	June Depreciation Expense	55,547.56	0.00	1,245,924.27
4030-0000-0000-00-0-00-00-0-06	07	7/31/2011	GJ-086309	G/L	July Depreciation Expense	55,976.83	0.00	1,301,901.10
4030-0000-0000-00-0-00-00-0-06	08	8/31/2011	GJ-086392	G/L	August Depreciation Expense	56,350.51	0.00	1,358,251.61
4030-0000-0000-00-0-00-00-0-06	09	9/30/2011	GJ-086497	G/L	September Depreciation Expense	56,709.09	0.00	1,414,960.70
4030-0000-0000-00-0-00-00-0-06	10	10/31/2011	GJ-086595	G/L	MGU depreciation expense	57,732.40	0.00	1,472,693.10
4030-0000-0000-00-0-00-00-0-06	11	11/30/2011	GJ-086660	G/L	Depreciation Expense	58,536.17	0.00	1,531,229.27
4030-0000-0000-00-0-00-00-0-06	12	12/31/2011	GJ-086768	G/L	Post December Depreciation Expens	59,357.89	0.00	1,590,587.16
4030-0000-0000-00-0-00-00-0-06	12	12/31/2011	GJ-086769	G/L	Reverse GJ#86768 December	0.00	59,357.89	1,531,229.27
4030-0000-0000-00-0-00-00-0-06	12	12/31/2011	GJ-086770	G/L	Post December Depreciation Expens	1,272,392.85	0.00	2,803,622.12
4030-0000-0000-00-0-00-00-0-06	12	12/31/2011	GJ-086771	G/L	reverse out GJ#86770, input error	0.00	1,272,392.85	1,531,229.27
4030-0000-0000-00-0-00-00-0-06	12	12/31/2011	GJ-086775	G/L	Post December Depreciation Expens	59,313.94	0.00	1,590,543.21
4030-0000-0000-00-0-00-00-0-06	01	1/31/2012	GJ-087086	G/L	Record rate area 24 depreciation	231,901.83	0.00	1,822,445.04
4030-0000-0000-00-0-00-00-0-06	01	1/31/2012	GJ-087087	G/L	Record depreciation	59,437.14	0.00	1,881,882.18
4030-0000-0000-00-0-00-00-0-06	02	2/29/2012	GJ-092743	G/L	Feb 2012 Depreciation	59,712.82	0.00	1,941,595.00
4030-0000-0000-00-0-00-00-0-06	02	2/29/2012	GJ-092745	G/L	Feb 2012 Depreciation	232,965.59	0.00	2,174,560.59
4030-0000-0000-00-0-00-00-0-06	03	3/31/2012	GJ-092868	G/L	Depreciation Expense RR20-21	59,714.46	0.00	2,234,275.05
4030-0000-0000-00-0-00-00-0-06	03	3/31/2012	GJ-092869	G/L	March Depreciation RR24	235,895.09	0.00	2,470,170.14
4030-0000-0000-00-0-00-00-0-06	04	4/30/2012	GJ-094699	G/L	accumulated depreciation	60,117.67	0.00	2,530,287.81
4030-0000-0000-00-0-00-00-0-06	04	4/30/2012	GJ-094699	G/L	accumulated depreciation	236,964.14	0.00	2,767,251.95
4030-0000-0000-00-0-00-00-0-06	05	5/31/2012	GJ-094852	G/L	May accumulated depreciation	290,532.12	0.00	3,057,784.07

4030-0000-0000-00-0-00-00-0-06	05	5/31/2012	GJ-094852	G/L	May accumulated depreciation	55.39	0.00	3,057,839.46
4030-0000-0000-00-0-00-00-0-06	05	5/31/2012	GJ-094852	G/L	May accumulated depreciation	1,165,611.79	0.00	4,223,451.25
4030-0000-0000-00-0-00-00-0-06	05	5/31/2012	GJ-094853	G/L	reverse depreciation expense	0.00	290,532.12	3,932,919.13
4030-0000-0000-00-0-00-00-0-06	05	5/31/2012	GJ-094853	G/L	reverse depreciation expense	0.00	55.39	3,932,863.74
4030-0000-0000-00-0-00-00-0-06	05	5/31/2012	GJ-094853	G/L	reverse depreciation expense	0.00	1,165,611.79	2,767,251.95
4030-0000-0000-00-0-00-00-0-06	05	5/31/2012	GJ-094854	G/L	former SMNG deprec expense	237,813.21	0.00	3,005,065.16
4030-0000-0000-00-0-00-00-0-06	05	5/31/2012	GJ-094855	G/L	MOS accum depreciation	60,537.13	0.00	3,065,602.29
4030-0000-0000-00-0-00-00-0-06	05	5/31/2012	GJ-094859	G/L	rebook RR 22 accum	55.39	0.00	3,065,657.68
4030-0000-0000-00-0-00-00-0-06	06	6/30/2012	GJ-094923	G/L	depreciation expense RR20-21	61,081.74	0.00	3,126,739.42
4030-0000-0000-00-0-00-00-0-06	06	6/30/2012	GJ-094924	G/L	depreciation expense RR22	177.68	0.00	3,126,917.10
4030-0000-0000-00-0-00-00-0-06	06	6/30/2012	GJ-094925	G/L	depreciation expense RR24	241,682.06	0.00	3,368,599.16
4030-0000-0000-00-0-00-00-0-06	07	7/31/2012	GJ-095014	G/L	depreciation exp RR20-21	61,261.38	0.00	3,429,860.54
4030-0000-0000-00-0-00-00-0-06	07	7/31/2012	GJ-095015	G/L	Depr Expense RR24	2,446.07	0.00	3,432,306.61
4030-0000-0000-00-0-00-00-0-06	07	7/31/2012	GJ-095016	G/L	depr expense RR24	242,259.05	0.00	3,674,565.66
4030-0000-0000-00-0-00-00-0-06	08	8/31/2012	GJ-095355	G/L	depreciation expense	243,089.53	0.00	3,917,655.19
4030-0000-0000-00-0-00-00-0-06	08	8/31/2012	GJ-095355	G/L	depreciation expense	5,878.57	0.00	3,923,533.76
4030-0000-0000-00-0-00-00-0-06	08	8/31/2012	GJ-095355	G/L	depreciation expense	61,861.31	0.00	3,985,395.07
4030-0000-0000-00-0-00-00-0-06	09	9/30/2012	GJ-095435	G/L	Reverse depreciation posted	0.00	946.36	3,984,448.71
4030-0000-0000-00-0-00-00-0-06	09	9/30/2012	GJ-095456	G/L	sept depr expense	62,233.69	0.00	4,046,682.40
4030-0000-0000-00-0-00-00-0-06	09	9/30/2012	GJ-095456	G/L	sept depr expense	6,046.64	0.00	4,052,729.04
4030-0000-0000-00-0-00-00-0-06	09	9/30/2012	GJ-095456	G/L	sept depr expense	245,364.34	0.00	4,298,093.38
4030-0000-0000-00-0-00-00-0-06	10	10/31/2012	GJ-095576	G/L	depreciation expense and true up	54,887.23	0.00	4,352,980.61
4030-0000-0000-00-0-00-00-0-06	11	11/30/2012	GJ-095646	G/L	November depreciation expense	308,030.79	0.00	4,661,011.40
4030-0000-0000-00-0-00-00-0-06	12	12/31/2012	GJ-095806	G/L	depreciation expense	310,775.52	0.00	4,971,786.92
4030-0000-0000-00-0-00-00-0-06	12	12/31/2012	GJ-095810	G/L	additional depr expense for transfer	10.53	0.00	4,971,797.45
4030-0000-0000-00-0-00-00-0-06	12	12/31/2012	GJ-095858	G/L	Record depreciation on additional	20.23	0.00	4,971,817.68

4030-0000-0000-00-0-00-00-0-06	12	12/31/2012	GJ-095859	G/L	Reverse erroneously posted	0.00	18.90	4,971,798.78
4030-0000-0000-00-0-00-00-0-06	12	12/31/2012	GJ-107122	G/L	Corrected 2012 depreciation expense	0.00	180,353.25	4,791,445.53
4030-0000-0000-00-0-00-00-0-06	01	1/31/2013	GJ-096002	G/L	january 2013 depr expense	528.70	0.00	4,791,974.23
4030-0000-0000-00-0-00-00-0-06	01	1/31/2013	GJ-096002	G/L	january 2013 depr expense	313,690.59	0.00	5,105,664.82
4030-0000-0000-00-0-00-00-0-06	01	1/31/2013	GJ-107145	G/L	reverse jan depr	0.00	528.70	5,105,136.12
4030-0000-0000-00-0-00-00-0-06	01	1/31/2013	GJ-107145	G/L	reverse jan depr	0.00	313,690.59	4,791,445.53
4030-0000-0000-00-0-00-00-0-06	01	1/31/2013	GJ-107149	G/L	Rebooked January 2013 Depr Exp	312,101.73	0.00	5,103,547.26
4030-0000-0000-00-0-00-00-0-06	02	2/1/2013	GJ-096000	G/L	January 2013 depreciation	528.70	0.00	5,104,075.96
4030-0000-0000-00-0-00-00-0-06	02	2/1/2013	GJ-096000	G/L	January 2013 depreciation	313,690.59	0.00	5,417,766.55
4030-0000-0000-00-0-00-00-0-06	02	2/1/2013	GJ-096001	G/L	reverse depr expense posted feb	0.00	528.70	5,417,237.85
4030-0000-0000-00-0-00-00-0-06	02	2/1/2013	GJ-096001	G/L	reverse depr expense posted feb	0.00	313,690.59	5,103,547.26
4030-0000-0000-00-0-00-00-0-06	02	2/28/2013	GJ-107153	G/L	feb 2013 accum depr	313,710.73	0.00	5,417,257.99
4030-0000-0000-00-0-00-00-0-06	03	3/31/2013	GJ-107237	G/L		317,723.47	0.00	5,734,981.46
4030-0000-0000-00-0-00-00-0-06	04	4/30/2013	GJ-128686	G/L		1,720,452.28	0.00	7,455,433.74
4030-0000-0000-00-0-00-00-0-06	04	4/30/2013	GJ-128688	G/L		0.00	1,720,452.28	5,734,981.46
4030-0000-0000-00-0-00-00-0-06	04	4/30/2013	GJ-128691	G/L		323,231.92	0.00	6,058,213.38
4030-0000-0000-00-0-00-00-0-06	05	5/31/2013	GJ-128796	G/L	accum depreciation	330,734.16	0.00	6,388,947.54
4030-0000-0000-00-0-00-00-0-06	06	6/30/2013	GJ-128869	G/L	June Depreciation	0.00	336,616.44	6,052,331.10
4030-0000-0000-00-0-00-00-0-06	06	6/30/2013	GJ-128875	G/L	reverse June depr	336,616.44	0.00	6,388,947.54
4030-0000-0000-00-0-00-00-0-06	06	6/30/2013	GJ-128876	G/L	Rebooked June Depreciation	336,616.44	0.00	6,725,563.98
4030-0000-0000-00-0-00-00-0-06	07	7/31/2013	GJ-128981	G/L		337,387.79	0.00	7,062,951.77
4030-0000-0000-00-0-00-00-0-06	08	8/1/2013	GJ-129095	G/L	Dep Adjustment 1-7/2013	17,083.73	0.00	7,080,035.50
4030-0000-0000-00-0-00-00-0-06	08	8/31/2013	GJ-129063	G/L	adjust upis fixed assets for salvage	0.00	57,937.02	7,022,098.48
4030-0000-0000-00-0-00-00-0-06	08	8/31/2013	GJ-129063	G/L	adjust upis fixed assets for salvage	460,282.31	0.00	7,482,380.79
4030-0000-0000-00-0-00-00-0-06	08	8/31/2013	GJ-129063	G/L	adjust upis fixed assets for salvage	0.00	122,692.56	7,359,688.23
4030-0000-0000-00-0-00-00-0-06	08	8/31/2013	GJ-129063	G/L	adjust upis fixed assets for salvage	0.00	29,202.98	7,330,485.25

4030-0000-0000-00-0-00-00-0-06	08	8/31/2013	GJ-129098	G/L		342,551.43	0.00	7,673,036.68		
4030-0000-0000-00-0-00-00-0-06	08	8/31/2013	GJ-129099	G/L	Correct depreciation thru 12/31/12	0.00	116,503.26	7,556,533.42		
4030-0000-0000-00-0-00-00-0-06	08	8/31/2013	GJ-129099	G/L	Correct depreciation thru 12/31/12	170,365.80	0.00	7,726,899.22		
4030-0000-0000-00-0-00-00-0-06	08	8/31/2013	GJ-129099	G/L	Correct depreciation thru 12/31/12	0.00	85,462.91	7,641,436.31		
4030-0000-0000-00-0-00-00-0-06	08	8/31/2013	GJ-129099	G/L	Correct depreciation thru 12/31/12	0.00	13,993.91	7,627,442.40		
4030-0000-0000-00-0-00-00-0-06	08	8/31/2013	GJ-129101	G/L	Reverse Deprec Adjustment	57,937.02	0.00	7,685,379.42		
4030-0000-0000-00-0-00-00-0-06	08	8/31/2013	GJ-129101	G/L	Reverse Deprec Adjustment	0.00	460,282.31	7,225,097.11		
4030-0000-0000-00-0-00-00-0-06	08	8/31/2013	GJ-129101	G/L	Reverse Deprec Adjustment	122,692.56	0.00	7,347,789.67		
4030-0000-0000-00-0-00-00-0-06	08	8/31/2013	GJ-129101	G/L	Reverse Deprec Adjustment	29,202.98	0.00	7,376,992.65		
4030-0000-0000-00-0-00-00-0-06	08	8/31/2013	GJ-129143	G/L	2013 Depreciation True-Up	0.00	19,116.26	7,357,876.39		
4030-0000-0000-00-0-00-00-0-06	08	8/31/2013	GJ-129147	G/L	Reverse Depr Entry	19,116.26	0.00	7,376,992.65		
	09	9/30/2013	GJ-129190	G/L	Depreciation 9/2013	347,378.76	0.00	7,724,371.41		
4030-0000-0000-00-0-00-00-0-06			Depr exp-MOS			<u>18,545.66</u>	<u>14,527,066.88</u>	<u>6,821,241.13</u>	<u>7,705,825.75</u>	<u>7,724,371.41</u>
					Report Total:	<u>18,545.66</u>	<u>14,527,066.88</u>	<u>6,821,241.13</u>	<u>7,705,825.75</u>	<u>7,724,371.41</u>

REPORT ON DEPRECIATION ACCRUAL RATES

BLACK & VEATCH PROJECT NO. 181843.0100

PREPARED FOR

Summit Natural Gas of Missouri, Inc.

DECEMBER 2013

10 December 2013

Ms. Martha Wankum
Regulatory Manager
Summit Natural Gas of Missouri, Inc.
312 East Capitol Avenue
Jefferson City, MO 65101

Dear Ms. Wankum:

Our enclosed report summarizes the results of our analysis of the depreciation accrual rates for the gas utility properties of Summit Natural Gas of Missouri, Inc. Our depreciation review is based on the plant balances as of September 30, 2013. The Executive Summary of the report summarizes our major findings and recommendations.

Ultimately, the appropriate level of depreciation expense rates is a management decision taking into consideration various factors. If management concludes that a change is warranted in depreciation rates at this time, we recommend implementation of the rates set forth in Table 5-2, Column R, of this report.

We appreciate the opportunity to provide this service. If you have any questions concerning the contents of this report, please do not hesitate to contact us.

Very truly yours,
BLACK & VEATCH CORPORATION



Gregory E Macias
Principal Consultant

Table of Contents

1	Executive Summary	1
2	Introduction	2
3	Depreciation Accounting	3
3.1	Annual Depreciation Expense	3
3.2	Depreciation Reserve	3
4	Historical Information and Procedures	5
4.1	System Information	5
4.2	Plant Tours	5
4.3	Data, Retirement Practices and Records	5
4.4	Depreciable Life Analysis Procedures	6
4.4.1	Actuarial Analysis	6
4.4.2	Simulated Plant Balance	6
4.4.3	Regional Industry Norms	7
4.5	Recommended Average Service Lives	15
5	Development of Recommended Accrual Rates	18
5.1	Net Salvage Allowance	18
5.2	Depreciation Reserve	18
5.3	Recommended Accrual Rates	21

LIST OF TABLES

Table 4-1	Summary of Regional Depreciation Survey	8
Table 4-2	Recommended Average Service Lives and Associated Accrual Rates	17
Table 5-1	Analysis of Accumulated Depreciation Reserve	20
Table 5-2	Summary of Recommended Depreciation Accrual Rates	22

1 Executive Summary

This report describes the analyses conducted and the results obtained for the gas utility property of Summit Natural Gas of Missouri, Inc. (“Company” or “Summit”) with respect to its depreciation expense rates. The report is based on plant activity through September 30, 2013. The depreciation rates recommended in this report are considered appropriate for use in the near future. We recommend these rates be reviewed at least every five years. Ultimately, the appropriate level of depreciation expense rates is a management decision taking into account various factors.

Summit’s current rates went into effect in January 2012 as a result of the Missouri Public Service Commission (“PSC”) order in Case No. GA-2012-0285. If the Company concludes that a change in depreciation expense rates is appropriate in the next rate filing, we recommend the Company implement the depreciation expense rates based on the analyses set forth in Sections 4 and 5. Recommended rates are summarized on Table 5-2, Column R.

The individual accrual rates that we recommend for each account are based on the average service lives we find in our regional industry survey, our assessment of Summit’s plant, our reserve analysis, and our experience with similar utility property. For Account 392 – Transportation Equipment, we also relied on an actuarial analysis of Summit’s property data. We recommend changes to depreciation rates for the following accounts:

- Account 376 – Mains. We recommend increasing the average service life from 50 years to 60 years.
- Account 380 – Services. We recommend increasing the average service life from 50 years to 55 years.
- Account 381 – Meters. We recommend reducing the average service life from 50 to 40 years.
- Account 385 – Industrial Measuring and Regulating Equipment. We recommend reducing the average service life from 50 to 45 years.
- Account 392 – Transportation Equipment. We recommend reducing the average service life from 7 years to 5 years and increasing the net salvage from 10 percent to 20 percent.
- Account 394 – Tools, Shop and Garage Equipment. We recommend increasing the average service life from 20 years to 25 years.
- Account 396 – Power Operated Equipment. We recommend increasing the average service life from 12 years to 16 years.

Summit is a relatively new natural gas utility and has not experienced retirements to most of its property accounts. Large investment plant accounts like mains and services have not experienced any retirements. Because data isn’t available to perform a statistical depreciation analyses, we primarily relied on regional utility norms as the basis for our average service lives.

The scope of this report includes a discussion of the practice of depreciation accounting (Section 3), the type of information examined in our analysis, the methods applied, and the results of the analyses conducted (Section 4), and a discussion of the Company’s depreciation reserve, and development of our recommended accrual rates (Section 5).

2 Introduction

This report presents the results of our analysis of the depreciation expense requirements for the gas utility property of Summit Natural Gas of Missouri, Inc. The analysis is based on plant activity through September 30, 2013. We understand that the Company desires this report in order to meet the PSC's requirement that a non-statistical depreciation review be conducted per the PSC's Order Granting Application for Waiver of Commission Rule in File No. GE-2014-0010.

Summit's plant is relatively new and has experienced few retirements. As such, Summit does not have the necessary retirement data to perform a statistical study of aged (or vintage) additions and retirements. We therefore have conducted this depreciation review based primarily on non-statistical methods and we rely upon depreciable lives found in our research of other natural gas utilities in the region, as well as our assessment of Summit's plant and our experience with other utilities.

The rates recommended in this report reflect consideration of the average service lives we find in our regional industry survey, our assessment of Summit's plant, our reserve analysis, and our experience with similar utility property. For Account 392 – Transportation Equipment, we also relied on an actuarial analysis of Summit's property data.

Section 3 of this report briefly discusses the practice of depreciation accounting. Section 4 discusses the type of information examined in the analysis and the methods applied to develop the depreciation rates. Section 4 also discusses the results of the analyses and the recommended average service lives. Section 5 discusses analysis of the Company's existing depreciation reserve and develops our recommended accrual rates.

3 Depreciation Accounting

Depreciation is the loss in service value not restored by current maintenance, incurred in connection with the consumption or prospective retirement of gas plant in the course of service from causes which are known to be in current operation and against which the utility is not protected by insurance. Among the causes to be considered are wear and tear, decay, action of the elements, inadequacy, obsolescence, changes in the art, changes in demand and requirements of public authorities, and in the case of natural gas companies, the exhaustion of natural resources (FERC Uniform System of Accounts).

Depreciation accounting provides a method whereby charges for the loss in service value are made against current income. By properly charging depreciation, the cost of depreciable plant less estimated salvage value (or plus estimated cost of removal) is distributed over the useful life of the asset in such a way as to equitably allocate it to the period during which service is provided through the use and consumption of such facilities.

3.1 ANNUAL DEPRECIATION EXPENSE

The annual depreciation expense represents the annual charge against income associated with the loss of service value of utility equipment. Historically, a number of different methods have been used by gas utilities to determine the level of depreciation expense to be charged against current income. Among the more common are:

1. A percentage of the investment in depreciable property.
2. A direct appropriation by management.
3. An amount equal to the original cost investment retired during the year.
4. A percentage of revenues.

The Company's current practice is to calculate annual depreciation expense through the application of straight-line depreciation rates to the respective plant investment account balances. In essence, the annual depreciation expense rate is a percentage figure which, when applied to the dollar balance of investment in plant, yields a depreciation expense level which is expected to amortize the Company's investment over the life of the property.

The existing depreciation rates are based on those approved by the Missouri Public Service Commission in 2012 in Case No. GA-2012-0285. In that case the PSC ordered the Company to use the depreciation rates proposed by the PSC Staff in Appendix C of its Staff Recommendation.

3.2 DEPRECIATION RESERVE

The depreciation reserve account is a balance sheet item which reflects accumulation of the activity related to annual depreciation expense and retirement accounting. Under the FERC Uniform System of Accounts, depreciation reserve is shown on the balance sheet as "Accumulated Provision for Depreciation."

The depreciation expense charged annually is accumulated in depreciation reserve. The original cost of investment in property retired during the year is deducted from the depreciation reserve. A further adjustment to the reserve is made by adding the salvage value credit and deducting the cost

Schedule ALP-4 2013 Summit Depreciation Report

Summit Natural Gas of Missouri, Inc. | REPORT ON DEPRECIATION ACCRUAL RATES

of removal associated with property retired. The use of proper annual depreciation rates to amortize investment over its useful service life will result in accruals to the depreciation reserve which equal the total investment ultimately retired, as adjusted for salvage value and cost of removal.

An illustrative example follows:

<u>Line</u>		<u>Transaction</u>	<u>Balance</u>
1	Depreciation Reserve Beginning of Period		\$ 1,000,000
2	Depreciation Charges		
3	Depreciation Expense	\$ 100,000	
4	Depreciation Charges to Clearing Accounts	\$ 10,000	
5	Total Depreciation Charges	<u>\$ 110,000</u>	
6	Subtotal		\$ 1,110,000
7	Deductions		
8	Original Cost of Plant Retired	\$ 75,000	
9	Cost of Removal of Retired Plant	\$ 10,000	
10	Salvage Realized from Retired plant	<u>\$ (5,000)</u>	
11	Total Deductions	<u>\$ 80,000</u>	
12	Depreciation Reserve End of Period		\$ 1,030,000

4 Historical Information and Procedures

4.1 SYSTEM INFORMATION

Summit's natural gas distribution system consists of approximately 360 miles of cathodically protected steel mains, 852 miles of plastic mains, 17,927 service lines, 55 regulator stations, a compressor station, and 123 farm taps throughout 17 counties in Missouri.

Summit is a mix of acquired properties and Company-constructed systems. Established in 2004, Summit began as Missouri Gas Utility when it acquired the municipal natural gas distribution systems of Gallatin, MO and Hamilton, MO. The Gallatin and Hamilton systems were operated under a lease-purchase agreement prior to Summit's acquisition. The Gallatin and Hamilton systems were constructed beginning in 1996, and included the towns of Coffey, and Jameson. Missouri Gas Utility expanded natural gas service in the Gallatin/Hamilton service territory to the towns of Jamesport, Pattonsburg, and Ridgway.

In 2009, Missouri Gas Utility was granted a Certificate of Convenience and Necessity and began construction of the Warsaw service territory. This extended natural gas service to the towns of Green Ridge, Cole Camp, Lincoln and Warsaw.

In 2012, Missouri Gas Utility acquired Southern Missouri Natural Gas Company. With the merger, the two companies were renamed Summit Natural Gas of Missouri, Inc. The Southern Missouri Natural Gas Company system was constructed beginning in 1994 and serves the towns of Ava, Cabool, Diggins, Fordland, Lebanon, Mansfield, Marshfield, Mountain Grove, Norwood, Rogersville, Seymour, West Plains, and Willow Grove.

Southern Missouri Natural Gas expanded into the Branson service territory through an acquisition of Alliance Gas Energy Corporation. Gas service began in 2010 for the Branson service territory which includes the towns of Branson and Hollister.

In 2012, Summit was granted a Certificate of Convenience and Necessity and began construction of the Lake Ozark service territory. This extended natural gas service to the towns of Camdenton, Gravois Mills, Lake Ozark, Laurie, Osage Beach, and Sunrise Beach.

4.2 PLANT TOURS

Black & Veatch conducted site visits of Summit's facilities between October 28 and November 4, 2013. During the site visits, we toured Summit's service territory observing above ground facilities and equipment, the general terrain and geography of the pipeline routes, and assessed the general condition of plant, personnel and operations.

4.3 DATA, RETIREMENT PRACTICES AND RECORDS

Summit is a relatively new natural gas utility with the entirety of its plant investment being less than 20 years old, and the majority of its plant investment (70%) installed in the last 5 years. Summit maintains transactional plant accounting records which include the original cost vintage additions and retirements by vintage. However, being a relatively new utility, Summit has not experienced retirements to most of its property accounts. Specifically, large investment plant accounts like mains and services have not experienced any retirements.

4.4 DEPRECIABLE LIFE ANALYSIS PROCEDURES

The determination of a reasonable annual depreciation expense rate is dependent on average service life, cost of removal, and salvage of the property in question. Ideally, the determination of average service life begins with analysis of Company records which show additions by year of installation (vintage year) and retirements by vintage year. We refer to this type of analysis as an actuarial method. Where historical data is not sufficient to produce reliable results using actuarial analysis, data may be sufficient to use a semi-actuarial approach such as simulated plant balance. Both of these two analytical methods provide measures of historically experienced service lives. In order to reflect the prospective nature of depreciation, we consider past, present and anticipated future economic and environmental conditions; and sound engineering judgment. As a final step, the adequacy of depreciation reserve balances must be evaluated and the indicated depreciation rate adjusted so that total investment is recovered over the asset's life.

4.4.1 Actuarial Analysis

To prepare a sound and credible survivor curve analysis, a sufficient history of retirement data must exist. Based upon historical plant activity (retirements), a survivor stub curve explains the percent of original placements remaining in service by age. Using a least squares analysis technique, we compare this experienced survivor stub curve to general survivor curve types to identify the best fitting curve type and service life based on historical retirements. These curves provide an estimate of the average service life based on historical retirements. Using this method, and relying on general survivor curves, we can estimate average service life of property which has only been partially retired.

Because Summit has a limited history with no retirements made to-date in many accounts, it is not possible to perform a statistical analysis of historical plant retirement data for most accounts. Summit does, however, have sufficient retirement activity in Account 392 – Transportation Equipment to perform an actuarial analysis. We performed the actuarial analysis on Account 392 – Transportation Equipment on 2007 through 2012 data and found the analysis produced a reasonable result. We have relied on the results of our actuarial analysis and our discussions with Summit regarding vehicle replacement practices to develop our average service life for Account 392 – Transportation Equipment.

4.4.2 Simulated Plant Balance

The simulated plant balance method may produce reliable results when aged retirement data is unavailable. Data requirements for the simulated plant balance approach are far less rigorous than for survivor curve analysis. The only data needed for a simulated plant balance analysis are annual additions and end of year plant balances. In the simulated plant balance method, actual end of year plant balances are compared to those simulated by applying the percent surviving at a given age to the initial additions using the same general curves as used in the survivor curve analysis. The curve type that best simulates actual plant balances is the curve that best explains the mortality characteristics of the plant.

As with actuarial analysis, Summit's experience is so limited we did not conduct a simulated plant balance analysis for this depreciation review.

4.4.3 Regional Industry Norms

We consider regional industry norms in developing average service lives used in this report. In Table 4-1, we summarize depreciation information obtained from 24 Midwestern gas utilities. These utilities include Ameren, Arkansas Oklahoma Gas Corporation, Atmos Energy Corporation, Black Hills Energy, Centerpoint Energy, Chattanooga Gas Company, Interstate Power and Light (Alliant Energy), Kansas Gas Service, Laclede Gas Company, Liberty Energy Corporation, Missouri Gas Energy, North Shore Gas Company, Northern Illinois Gas Company (NICOR), Piedmont Natural Gas, SourceGas, The Empire District Gas Company, and The Peoples Gas Light and Coke Company. Properties of these utilities generally include facilities located in Arkansas, Colorado, Illinois, Iowa, Kansas, Missouri, Nebraska, Oklahoma, and Tennessee.

Where data is available, we have attempted to expand our survey analysis with additional information regarding the basis for the rates for each of the utilities. In Columns BS and BT of Table 4-1, we calculate a regional industry average of the average service life and annual depreciation rates. Of course with any such analysis there will be some differences between the applied depreciation rates and the depreciation rates that would result from a whole life calculation using the average service lives and net salvage values shown. The reasons for these differences are not known, but include the use of remaining life rates, some of the utilities do not provide net salvage figures, or other depreciation adjustments that are not specified in the utilities' depreciation rate schedules.

Schedule ALP-4 2013 Summit Depreciation Report

Summit Natural Gas of Missouri, Inc. | REPORT ON DEPRECIATION ACCRUAL RATES

Table 4-1 Summary of Regional Depreciation Survey

[A]	[B]	[C]	[D]	[E]	[F]	[G]	[H]	[I]	[J]	[K]	[L]	[M]	[N]
Account Description	FERC Account	Arkansas									Colorado		
		Arkansas Oklahoma Corporation			Centerpoint Energy			SourceGas			Black Hills Energy (1)		
		Estimated Average Service Life	Net Salvage %	Applied Depreciation Rate %	Estimated Average Service Life	Net Salvage %	Applied Depreciation Rate %	Estimated Average Service Life	Net Salvage %	Applied Depreciation Rate %	Average Remaining Life	Net Salvage %	Applied Depreciation Rate %
Distribution													
Composite Rate Only													
Land and Land Rights	374			2.50%			1.33%			1.83%			
Structures and Improvements	375									2.92%	19	-5.00%	0.18%
Mains	376			3.10%			2.71%			1.77%			
Mains - Metallic	376.1										35	-20.00%	1.40%
Mains - Non-Metallic	376.2										46	-20.00%	1.95%
Measuring and Regulating Equip	378			3.70%			1.07%			2.61%	32	-5.00%	2.27%
Meas & Reg Equip - City Gate	379												
Services	380			6.89%			5.81%			3.74%			
Services - Metallic	380.1										21	-10.00%	2.25%
Services - Non-Metallic	380.2										32	-10.00%	2.20%
Meters	381			3.31%						2.09%	24	0.00%	2.80%
AMR Communication Devices	381.5									6.86%			
Meter Installations	382			2.67%							25	-10.00%	1.76%
House Regulators	383			0.19%						4.28%	33	-5.00%	2.40%
Industrial Meas and Reg Equipment	385			3.91%						2.69%	26	-5.00%	2.80%
Other Property on Customers Property	386									4.00%			
Other Equipment	387									3.82%	3	0.00%	10.98%
General													
Composite Rate Only													
Land and Land Rights	389			2.50%									
Structures and Improvements	390			4.50%						1.49%	44	-5.00%	1.54%
Office Furniture and Equipment	391			4.85%			5.00%			5.56%	13	0.00%	-0.06%
Computers	391.1			12.13%			20.00%			23.60%	6	0.00%	1.87%
Computer Software	391.3						14.29%			23.14%	1	0.00%	0.00%
Transportation Equipment	392			4.47%			13.40%				3	10.00%	6.88%
Autos	392.1									12.35%			
Trucks	392.2									6.78%			
Trailers	392.3									4.68%			
Stores Equipment	393			9.52%						2.12%			
Tool, Shop, and Garage Equipment	394			4.51%			6.67%			6.67%	24	0.00%	0.27%
Lab Equipment	395									6.67%	19	0.00%	4.53%
Power Operated Equipment	396						7.28%			18.81%	7	10.00%	8.09%
Communication Equipment	397			5.65%			6.67%			2.61%	8	0.00%	10.28%
Miscellaneous Equipment	398						10.00%			4.52%	3	0.00%	9.96%
Other Tangible property	399												

(1) Black Hills Colorado uses vintage group procedure and Remaining Life is shown

Table 4-1 Summary of Regional Depreciation Survey (Continued)

[A]	[B]	[C]	[P]	[Q]	[R]
Account Description	FERC Account	Illinois (2)			
		Ameren Illinois Gas Applied Composite Depreciation Rate %	Northern Illinois Gas Company (NICOR) Applied Composite Depreciation Rate %	North Shore Gas Company Applied Composite Depreciation Rate %	The Peoples Gas Light and Coke Company Applied Composite Depreciation Rate %
Distribution					
Composite Rate Only		1.50%	4.10%	2.45%	3.37%
Land and Land Rights	374				
Structures and Improvements	375				
Mains	376				
Mains - Metallic	376.1				
Mains - Non-Metallic	376.2				
Measuring and Regulating Equip	378				
Meas & Reg Equip - City Gate	379				
Services	380				
Services - Metallic	380.1				
Services - Non-Metallic	380.2				
Meters	381				
AMR Communication Devices	381.5				
Meter Installations	382				
House Regulators	383				
Industrial Meas and Reg Equipment	385				
Other Property on Customers Property	386				
Other Equipment	387				
General					
Composite Rate Only		2.90%	4.10%	7.13%	8.95%
Land and Land Rights	389				
Structures and Improvements	390				
Office Furniture and Equipment	391				
Computers	391.1				
Computer Software	391.3				
Transportation Equipment	392				
Autos	392.1				
Trucks	392.2				
Trailers	392.3				
Stores Equipment	393				
Tool, Shop, and Garage Equipment	394				
Lab Equipment	395				
Power Operated Equipment	396				
Communication Equipment	397				
Miscellaneous Equipment	398				
Other Tangible property	399				

(2) Composite rate is reported in Illinois

Schedule ALP-4 2013 Summit Depreciation Report

Summit Natural Gas of Missouri, Inc. | REPORT ON DEPRECIATION ACCRUAL RATES

Table 4-1 Summary of Regional Depreciation Survey (Continued)

[A]	[B]	[S]	[T]	[U]	[V]	[W]	[X]	[Y]	[Z]	[AA]	[AB]	[AC]	[AD]
Account Description	FERC Account	Iowa						Kansas					
		Black Hills Energy			Interstate Power and Light			Black Hills Energy			KS Gas Service		
		Estimated Average Service Life	Net Salvage %	Applied Depreciation Rate %	Estimated Average Service Life	Net Salvage %	Applied Depreciation Rate %	Estimated Average Service Life	Net Salvage %	Applied Depreciation Rate %	Estimated Average Service Life	Net Salvage %	Applied Depreciation Rate %
Distribution													
Composite Rate Only													
Land and Land Rights	374										70	0.00%	1.39%
Structures and Improvements	375	45	67.90%	0.28%	50	-10.00%	2.01%	20	-5.00%	0.23%	30	-15.00%	3.72%
Mains	376				53	-35.00%	2.37%						
Mains - Metallic	376.1	60	-50.60%	1.52%				65	-50.00%	1.77%	70	-13.00%	1.53%
Mains - Non-Metallic	376.2	50	-49.80%	2.80%				65	-20.00%	1.71%	50	-16.00%	2.23%
Measuring and Regulating Equip	378	40	-22.50%	1.88%	35	-10.00%	3.28%	40	-5.00%	2.27%	50	-25.00%	2.37%
Meas & Reg Equip - City Gate	379				35	-10.00%	2.68%	40	-5.00%	2.96%	60	-20.00%	1.88%
Services	380				41	-70.00%	4.35%						
Services - Metallic	380.1	49	-93.80%	3.92%				40	-65.00%	2.96%	50	-43.00%	2.55%
Services - Non-Metallic	380.2	45	-45.00%	2.79%				65	-50.00%	2.28%	45	-38.00%	2.92%
Meters	381	38	1.80%	2.66%	22	-20.00%	6.94%	38	0.00%	2.69%	38	0.00%	2.50%
AMR Communication Devices	381.5										15	0.00%	6.39%
Meter Installations	382	50	-50.60%	2.36%				60	-50.00%	2.06%	48	-50.00%	3.02%
House Regulators	383	43	-50.10%	3.40%	41	-15.00%	3.10%	50	-20.00%	2.20%	50	-5.00%	1.91%
Industrial Meas and Reg Equipment	385	40	-4.20%	2.22%	31	-5.00%	1.61%	45	-10.00%	1.99%			
Other Property on Customers Property	386												
Other Equipment	387	46	0.90%	0.57%	25	-5.00%	3.51%	20	0.00%	3.23%	10	0.00%	7.07%
General													
Composite Rate Only													
Land and Land Rights	389												
Structures and Improvements	390	41	3.20%	0.69%	42	-10.00%	3.12%	45	0.00%	0.65%	60	-5.00%	1.61%
Office Furniture and Equipment	391	23	0.00%	6.07%	20	0.00%	5.02%	18	0.00%	4.17%	20*	0.00%	4.97%
Computers	391.1	7	0.00%	19.39%	5	0.00%	44.78%	6	0.00%	11.00%	7*	0.00%	14.16%
Computer Software	391.3	9	0.00%	23.46%				7	0.00%	6.66%			
Transportation Equipment	392	16	25.10%	-0.12%	11	10.00%	6.57%				14	20.00%	5.03%
Autos	392.1							11	0.00%	0.75%			
Trucks	392.2							15	10.00%	3.65%			
Trailers	392.3							20	0.00%	3.16%			
Stores Equipment	393							20	0.00%	4.51%	20*	0.00%	4.59%
Tool, Shop, and Garage Equipment	394	25	0.40%	4.59%	25	0.00%	4.09%	30	0.00%	2.37%	15*	0.00%	6.66%
Lab Equipment	395	20	0.00%	5.77%	15	0.00%	5.27%	20	0.00%	3.16%	15*	0.00%	6.67%
Power Operated Equipment	396	18	20.20%	0.19%	19	10.00%	4.50%	18	25.00%	2.32%	12	10.00%	6.20%
Communication Equipment	397	9	0.00%	22.71%	12	0.00%	10.10%	20	0.00%	4.19%	15*	0.00%	5.04%
Miscellaneous Equipment	398				10	0.00%	0.00%	20	0.00%	4.45%	20*	0.00%	5.00%
Other Tangible property	399												

* Amortization period used in lieu of depreciation rate.

Schedule ALP-4 2013 Summit Depreciation Report

Summit Natural Gas of Missouri, Inc. | REPORT ON DEPRECIATION ACCRUAL RATES

Table 4-1 Summary of Regional Depreciation Survey (Continued)

[A]	[B]	[AE]	[AF]	[AG]	[AH]	[AI]	[AJ]	[AK]	[AL]	[AM]	[AN]	[AO]	[AP]
Account Description	FERC Account	Missouri											
		Ameren (Union Electric)			The Empire District Gas Company			Laclede Gas Company			Liberty Energy Corp. (2)		
		Estimated Average Service Life	Net Salvage %	Applied Depreciation Rate %	Estimated Average Service Life	Net Salvage %	Applied Depreciation Rate %	Estimated Average Service Life	Net Salvage %	Applied Depreciation Rate %	Estimated Average Service Life	Net Salvage %	Applied Depreciation Rate % (2)
Distribution													
Composite Rate Only													
Land and Land Rights	374												
Structures and Improvements	375	49	0.00%	2.04%	45	0.00%	2.22%			3.00%			2.33%
Mains	376	44	1.00%	2.25%	45	-104.42%	4.54%						1.53%
Mains - Metallic	376.1									1.44%			
Mains - Non-Metallic	376.2									1.57%			
Measuring and Regulating Equip	378	45	-3.00%	2.29%	50	0.00%	2.00%			3.71%			3.00%
Meas & Reg Equip - City Gate	379	45	0.00%	2.22%	50	0.00%	2.00%			3.71%			3.21%
Services	380	37	-1.00%	2.73%	43	-42.47%	3.31%						5.00%
Services - Metallic	380.1									5.23%			
Services - Non-Metallic	380.2								**	3.75%			
Meters	381	36	3.00%	2.70%	40	-2.61%	2.57%			2.37%			2.16%
AMR Communication Devices	381.5												
Meter Installations	382												3.00%
House Regulators	383	51	-18.00%	2.31%	40	-81.09%	4.53%			2.00%			4.55%
Industrial Meas and Reg Equipment	385	29	34.00%	2.28%	45	-21.21%	2.69%			3.25%			3.60%
Other Property on Customers Property	386												
Other Equipment	387									2.78%			
General													
Composite Rate Only													
Land and Land Rights	389												
Structures and Improvements	390	55	-21.00%	2.20%	45	-4.24%	2.32%			3.00%			5.00%
Office Furniture and Equipment	391	21	0.00%	4.76%	15	0.00%	6.67%			3.33%			4.75%
Computers	391.1	5	0.00%	20.00%	7	0.00%	14.29%						
Computer Software	391.3									7.00%			
Transportation Equipment	392	11	15.00%	7.69%	12	30.69%	5.78%						10.39%
Autos	392.1									14.17%			
Trucks	392.2									8.18%			
Trailers	392.3												
Stores Equipment	393	27	0.00%	3.70%	25	0.00%	4.00%			2.22%			4.50%
Tool, Shop, and Garage Equipment	394	27	0.00%	3.70%	30	0.00%	3.33%			2.63%			4.50%
Lab Equipment	395	24	0.00%	4.17%	30	0.00%	3.33%			3.57%			4.00%
Power Operated Equipment	396	18	9.00%	5.06%	16	14.35%	5.35%			6.92%			7.92%
Communication Equipment	397	21	0.00%	4.76%	25	0.00%	0.00%			5.00%			4.54%
Miscellaneous Equipment	398				23	0.00%	4.35%			3.45%			3.60%
Other Tangible property	399												4.75%

** Includes Plastic and Copper

(2) includes Butler and Kirksville.

Schedule ALP-4 2013 Summit Depreciation Report

Summit Natural Gas of Missouri, Inc. | REPORT ON DEPRECIATION ACCRUAL RATES

Table 4-1 Summary of Regional Depreciation Survey (Continued)

[A]	[B]	[AQ]	[AR]	[AS]	[AT]	[AU]	[AV]	[AW]	[AX]	[AY]	[AZ]	[BA]	[BB]
Account Description	FERC Account	Missouri									Nebraska		
		Liberty Energy Corp. (3)			Liberty Energy Corp. (4)			Missouri Gas Energy			Black Hills Energy		
		Estimated Average Service Life	Net Salvage %	Applied Depreciation Rate % (3)	Estimated Average Service Life	Net Salvage %	Applied Depreciation Rate % (4)	Estimated Average Service Life	Net Salvage Rate (5)	Applied Depreciation Rate %	Estimated Average Service Life	Net Salvage %	Applied Depreciation Rate %
Distribution													
Composite Rate Only													
Land and Land Rights	374							48	0.00%	2.08%	66	-0.20%	0.00%
Structures and Improvements	375			2.50%				47	0.00%	2.13%	65	0.00%	2.28%
Mains	376							50	-0.22%	1.78%			
Mains - Metallic	376.1										65	-34.20%	1.23%
Mains - Non-Metallic	376.2										40	-34.40%	3.53%
Measuring and Regulating Equip	378			3.01%				35	0.00%	2.86%	60	-22.80%	1.61%
Meas & Reg Equip - City Gate	379			3.15%				38	0.00%	2.63%			
Services	380			5.00%				40	0.18%	2.68%			
Services - Metallic	380.1										49	-28.90%	2.21%
Services - Non-Metallic	380.2										40	-21.40%	3.62%
Meters	381			2.16%				35	0.00%	2.86%	38	1.80%	2.67%
AMR Communication Devices	381.5							19	0.00%	5.26%			
Meter Installations	382			2.96%				35	0.00%	2.86%	65	-50.40%	2.11%
House Regulators	383			4.19%				41	0.00%	2.44%	57	-50.80%	2.67%
Industrial Meas and Reg Equipment	385			3.60%				30	0.00%	3.33%	34	-5.20%	3.09%
Other Property on Customers Property	386												
Other Equipment	387			5.52%							15	0.00%	13.70%
General													
Composite Rate Only													
Land and Land Rights	389												
Structures and Improvements	390			1.00%				47	0.00%	2.13%	50	-2.30%	2.15%
Office Furniture and Equipment	391			5.00%				11	0.00%	9.09%	26	0.00%	3.76%
Computers	391.1										11	0.00%	6.81%
Computer Software	391.3										7	0.00%	48.98%
Transportation Equipment	392			10.39%				6	-3.38%	13.29%	8	23.40%	-19.79%
Autos	392.1												
Trucks	392.2							10	-1.94%	8.06%			
Trailers	392.3												
Stores Equipment	393			4.01%				28	0.00%	3.57%			
Tool, Shop, and Garage Equipment	394			4.33%				19	0.00%	5.29%	37	0.00%	0.60%
Lab Equipment	395			3.69%							30	0.00%	2.75%
Power Operated Equipment	396			7.71%				10	0.00%	10.00%	15	21.60%	-8.18%
Communication Equipment	397			4.36%				16	0.00%	6.25%	12	-0.10%	15.98%
Miscellaneous Equipment	398			3.60%				23	0.00%	4.35%			
Other Tangible property	399			4.75%									

(3) includes SEMO.

(4) includes UCG, Palmyra and Neelyville. Rich Hill was not included due to the small number of Missouri customers.

(5) Net salvage rate is based on net salvage accrual amount.

Table 4-1 Summary of Regional Depreciation Survey (Continued)

[A]	[B]	[BC]	[BD]	[BE]	[BF]	[BG]	[BH]	[BI]	[BJ]	[BK]	[BL]	[BM]	[BN]
Account Description	FERC Account	Oklahoma			Tennessee			Arkansas			Piedmont Natural Gas		
		Estimated Average Service Life	Net Salvage %	Applied Depreciation Rate %	Estimated Average Service Life	Net Salvage %	Applied Depreciation Rate %	Estimated Average Service Life	Net Salvage %	Applied Depreciation Rate % (6)	Estimated Average Service Life	Net Salvage %	Applied Depreciation Rate %
Distribution													
Composite Rate Only				2.50%	65	0.00%	0.49%	60	0.00%	1.67%			
Land and Land Rights	374			2.89%	45	0.00%	1.59%	25	0.00%	4.00%	19	-5.00%	0.11%
Structures and Improvements	375			3.10%	55	-35.00%	2.33%	57	-32.00%	2.32%	65	-5.00%	1.49%
Mains	376												
Mains - Metallic	376.1												
Mains - Non-Metallic	376.2												
Measuring and Regulating Equip	378			4.18%	40	-5.00%	2.11%	40	0.00%	2.50%	27	0.00%	3.08%
Meas & Reg Equip - City Gate	379			3.70%	40	-5.00%	2.96%	42	0.00%	2.38%	45	0.00%	2.08%
Services	380			6.89%	48	-20.00%	2.93%	51	-60.00%	3.14%	50	-125.00%	4.08%
Services - Metallic	380.1												
Services - Non-Metallic	380.2												
Meters	381			3.31%	36	-55.00%	5.11%	30	0.00%	3.33%	30	0.00%	2.71%
AMR Communication Devices	381.5			12.13%							15	0.00%	8.34%
Meter Installations	382			2.67%	40	-55.00%	4.79%	30	0.00%	3.33%	30	0.00%	2.83%
House Regulators	383			0.19%	40	0.00%	1.76%	37	0.00%	2.70%	30	0.00%	2.68%
Industrial Meas and Reg Equipment	385			3.91%	40	-5.00%	3.22%	35	0.00%	2.86%	35	0.00%	2.36%
Other Property on Customers Property	386							40	-60.00%	4.00%			
Other Equipment	387							50	0.00%	2.00%			
General													
Composite Rate Only				2.50%									
Land and Land Rights	389			4.50%	40	0.00%	2.16%	10	0.00%	10.00%	45	-5.00%	2.17%
Structures and Improvements	390			4.85%	20	0.00%	6.40%	20	0.00%	5.00%	25	0.00%	5.04%
Office Furniture and Equipment	391			12.13%				5	0.00%	20.00%			
Computers	391.1												
Computer Software	391.3												
Transportation Equipment	392			4.47%				7	28.00%	10.29%	5	10.00%	4.55%
Autos	392.1												
Trucks	392.2												
Trailers	392.3												
Stores Equipment	393			9.52%	35	0.00%	1.73%	25	0.00%	4.00%	30	0.00%	0.00%
Tool, Shop, and Garage Equipment	394			3.52%	20	0.00%	12.62%	15	0.00%	6.67%	20	0.00%	0.03%
Lab Equipment	395										20	0.00%	1.18%
Power Operated Equipment	396				10	0.00%	36.50%	10	17.00%	8.30%	25	10.00%	0.20%
Communication Equipment	397			5.65%	15	0.00%	6.00%	10	0.00%	10.00%	15	0.00%	0.32%
Miscellaneous Equipment	398				10	0.00%	12.68%	15	0.00%	6.67%	20	0.00%	10.24%
Other Tangible property	399				6	0.00%	11.92%						

(6) Calculated depreciation rate

Table 4-1 Summary of Regional Depreciation Survey (Continued)

[A]	[B]	[BO]	[BP]	[BQ]	[BR]	[BS]	[BT]	[BU]	[BV]	[BW]
Account Description	FERC Account	Regional Range				Regional Average		Sample Size		FERC Account
		Average Service Life (7)		Depreciation Rate		Estimated Average Service Life (7)	Applied Depreciation Rate %	Life	Rate	
		Low	High	Low	High					
Distribution										Distribution
Composite Rate Only				1.50%	4.10%		2.86%		4	
Land and Land Rights	374	48	70	0.00%	2.50%	62	1.53%	5	9	374
Structures and Improvements	375	19	65	0.11%	4.37%	40	2.16%	11	18	375
Mains	376	44	65	1.49%	4.54%	53	2.52%	7	13	376
Mains - Metallic	376.1	60	70	1.23%	1.77%	65	1.48%	4	6	376.1
Mains - Non-Metallic	376.2	40	65	1.57%	3.53%	51	2.30%	4	6	376.2
Measuring and Regulating Equip	378	27	60	1.07%	4.18%	42	2.58%	11	20	378
Meas & Reg Equip - City Gate	379	35	60	1.88%	3.71%	44	2.68%	9	14	379
Services	380	37	51	2.68%	6.89%	44	4.41%	7	14	380
Services - Metallic	380.1	40	50	2.21%	5.23%	47	3.19%	4	6	380.1
Services - Non-Metallic	380.2	40	65	2.20%	3.75%	49	2.93%	4	6	380.2
Meters	381	22	40	2.09%	6.94%	35	3.02%	11	19	381
AMR Communication Devices	381.5	15	19	5.26%	12.13%	16	7.80%	3	5	381.5
Meter Installations	382	30	65	1.76%	4.79%	45	2.88%	8	14	382
House Regulators	383	30	57	0.19%	4.55%	44	2.67%	11	19	383
Industrial Meas and Reg Equipment	385	29	45	1.61%	3.91%	36	2.85%	10	18	385
Other Property on Customers Property	386	40	40	4.00%	4.00%	40	4.00%	1	2	386
Other Equipment	387	10	50	0.57%	13.70%	28	5.34%	6	11	387
General										General Plant
Composite Rate Only				2.90%	8.95%		5.77%		4	
Land and Land Rights	389			2.50%	2.50%		2.50%		2	389
Structures and Improvements	390	10	60	0.65%	10.00%	44	2.70%	11	19	390
Office Furniture and Equipment	391	11	26	-0.06%	9.09%	20	4.96%	10	20	391
Computers	391.1	5	11	1.87%	44.78%	7	16.94%	7	13	391
Computer Software	391.3	7	9	0.00%	48.98%	8	17.65%	3	7	391.3
Transportation Equipment	392	5	16	-19.79%	13.40%	10	5.83%	9	16	392
Autos	392.1	11	11	0.75%	14.17%	11	9.09%	1	3	392.1
Trucks	392.2	10	15	3.65%	8.18%	13	6.67%	2	4	392.2
Trailers	392.3	20	20	3.16%	4.68%	20	3.92%	1	2	392.3
Stores Equipment	393	20	35	0.00%	9.52%	27	4.20%	7	15	393
Tool, Shop, and Garage Equipment	394	15	37	0.03%	12.62%	25	4.32%	10	20	394
Lab Equipment	395	15	30	1.18%	6.67%	23	4.19%	7	14	395
Power Operated Equipment	396	10	25	-8.18%	36.50%	16	7.83%	11	18	396
Communication Equipment	397	9	25	0.00%	22.71%	15	7.11%	10	20	397
Miscellaneous Equipment	398	10	23	0.00%	12.68%	17	6.19%	7	15	398
Other Tangible property	399	6	6	4.75%	11.92%	6	6.61%	1	4	399

(7) The regional range and regional average estimated average service lives are exclusive of companies reporting only remaining life.

4.5 RECOMMENDED AVERAGE SERVICE LIVES

In Table 4-2, we summarize the average service lives underlying Summit's existing depreciation rates (Column C), and the average service lives we recommend for the purpose of this report (Column E). We use recommended average service lives to develop our recommended accrual rates. Based on consideration of the actuarial analysis, regional industry averages, our experience with gas (and other) utility property, and our assessment of Summit's plant, the following discussion explains in further detail the basis for our recommended average service lives for each plant account:

- Account 302 – Franchises and Consents. We recommend no change.
- Account 375 – Structures and Improvements. We recommend no change in average service life of 50 years. This is within the range of other gas utilities in the region.
- Account 376 – Mains. We recommend increasing the average service life from 50 years to 60 years. This places Summit near the average of the range of other gas utilities in the region. We believe that this is appropriate because of the newness of Summit's mains, the mix of steel and plastic mains in Summit's system, the quality of Summit's cathodic protection, and Summit's current practice to install high density polyethylene (HDPE) mains on its intermediate pressure systems.
- Account 377 – Compressor Station Equipment. We recommend no change. Summit currently has no plant in this account.
- Account 378 – Measuring and Regulating Station Equipment. We recommend no change. We find the existing average service life of 50 years reasonable. This places Summit within the range of other gas utilities in the region.
- Account 379 – City Gate Stations. We recommend no change. Summit currently has no plant in this account.
- Account 380 – Services. We recommend increasing the average service life from 50 years to 55 years based on the range of other gas utilities in the region. We believe that an average service life slightly longer than the regional average life is reasonable based on the newness of the Summit's services and because the services are primarily HDPE material.
- Account 381 – Meters. We recommend decreasing the average service life from 50 years to 40 years. This places Summit within the range of other gas utilities in the region.
- Account 382 – Meter Installations. We recommend no change in this account based on the regional average.
- Account 383 – House Regulators. We recommend no change in this account based on the regional average.
- Account 384 – House Regulator Installations. We recommend no change. Summit currently has no plant in this account.
- Account 385 – Industrial Measuring and Regulating Equipment. We recommend decreasing the average service life from 50 years to 45 years. This places Summit within the range of other gas utilities in the region.

Schedule ALP-4 2013 Summit Depreciation Report

Summit Natural Gas of Missouri, Inc. | REPORT ON DEPRECIATION ACCRUAL RATES

- Account 386 – Other Property on Customer’s Premises. We recommend no change in this account based on the regional average.
- Account 387 – Other Equipment. We recommend no change. Summit currently has no plant in this account.
- Account 390 – Structures and Improvements (General). We recommend no change in average service life of 50 years. This is within the range of other gas utilities in the region.
- Account 391 – Office Furniture and Equipment. We recommend no change in this account based on the regional average.
- Account 391.1 – Computer and Equipment. We recommend no change in this account based on the regional average.
- Account 392 – Transportation Equipment. We recommend decreasing the average service life from 7 years to 5 years based on an actuarial analysis and the Company’s current vehicle replacement practices.
- Account 393 – Stores Equipment. We recommend no change. Summit currently has no plant in this account.
- Account 394 – Tools, Shop and Garage Equipment. We recommend increasing the average service life from 20 years to 25 years. This places Summit equal to the regional average.
- Account 395 – Laboratory Equipment. We recommend no change. Summit currently has no plant in this account.
- Account 396 – Power Operated Equipment. We recommend increasing the average service life from 12 years to 16 years based the regional average.
- Account 397 – Communications Equipment. We recommend no change in this account based on the regional average.
- Account 398 – Miscellaneous Equipment. We recommend no change. Summit currently has no plant in this account.

Schedule ALP-4 2013 Summit Depreciation Report

Summit Natural Gas of Missouri, Inc. | REPORT ON DEPRECIATION ACCRUAL RATES

Table 4-2 Recommended Average Service Lives and Associated Accrual Rates

[A]	[B]	[C]	[D]	[E]	[F]	[G]	[H]
Acct. No.	Account	Existing		Recommended		Change in	
		Average Service Life	Life Related Accrual Rate	Average Service Life	Life Related Accrual Rate	Average Service Life	Life Related Accrual Rate
		Years		Years		Years	
			1 / [C]		1 / [E]	[E] - [C]	[F] - [D]
	Distribution Plant						
302.0	Franchises and consents	50.0	2.00%	50	2.00%	0.0	0.00%
374.0	Land						
375.0	Structures and improvements	50.0	2.00%	50	2.00%	0.0	0.00%
376.0	Mains	50.0	2.00%	60	1.67%	10.0	-0.33%
377.0	Compressor station equipment	50.0	2.00%	50	2.00%	0.0	0.00%
378.0	Measuring & regulating stations	50.0	2.00%	50	2.00%	0.0	0.00%
379.0	City gate stations	50.0	2.00%	50	2.00%	0.0	0.00%
380.0	Services	50.0	2.00%	55	1.82%	5.0	-0.18%
381.0	Meters	50.0	2.00%	40	2.50%	-10.0	0.50%
382.0	Meter installations	50.0	2.00%	50	2.00%	0.0	0.00%
383.0	House regulators	50.0	2.00%	50	2.00%	0.0	0.00%
384.0	Home regulator installations	50.0	2.00%	50	2.00%	0.0	0.00%
385.0	Ind. measuring & regulating equip.	50.0	2.00%	45	2.22%	-5.0	0.22%
386.0	Other prop. on customer's premises	50.0	2.00%	50	2.00%	0.0	0.00%
387.0	Other equipment	50.0	2.00%	50	2.00%	0.0	0.00%
	General Plant						
390.0	Structures and improvements	50.0	2.00%	50	2.00%	0.0	0.00%
391.0	Office furniture and equipment	20.0	5.00%	20	5.00%	0.0	0.00%
391.1	Computer equipment	7.0	14.29%	7	14.29%	0.0	0.00%
392.0	Transportation equipment	7.0	14.29%	5	20.00%	-2.0	5.71%
393.0	Stores equipment	25.0	4.00%	25	4.00%	0.0	0.00%
394.0	Tools, shop and garage equipment	20.0	5.00%	25	4.00%	5.0	-1.00%
395.0	Laboratory equipment	20.0	5.00%	20	5.00%	0.0	0.00%
396.0	Power operated equipment	12.0	8.33%	16	6.25%	4.0	-2.08%
397.0	Communication equipment	15.0	6.67%	15	6.67%	0.0	0.00%
398.0	Miscellaneous equipment	20.0	5.00%	20	5.00%	0.0	0.00%

5 Development of Recommended Accrual Rates

After developing our recommended average service lives, we then look at any adjustments that need to be made within the accounts for net salvage and amortization of depreciation reserve, before developing our recommended accrual rates.

5.1 NET SALVAGE ALLOWANCE

The traditional approach for incorporating allowance for net salvage is to compare annual net salvage (salvage minus cost of removal plus reimbursements) to the original cost of the plant retired during that year over a representative historical period, preferably at least 10 years. The traditional approach assumes that the ratio of net salvage dollars to the original cost dollars of the retirements is representative of the allowance that will ultimately apply to all plant in service over that life of that asset. In a whole life depreciation calculation, this allowance is then added to (for a net cost of removal) or deducted from (for a net salvage) one in the numerator and then divided by the average service life.

This approach provides reasonable results where there are modest amounts of salvage or cost of removal or where the amounts are fairly consistent (such as for unit property or general plant). However, cost of removal for some natural gas distribution plant can be as much as or more than the original cost of the plant retired especially if natural gas lines that are under streets need to be relocated. In these instances, it may not be reasonable to assume that this experience applies to all plant.

We believe that the goal of matching actual cost of removal expenses and cost of removal allowances can be accomplished within the calculation of depreciation rates. We typically prefer to analyze salvage and cost of removal data over a five to ten year period and incorporate an average amount for annual net salvage in the depreciation rate. Some may view this annual allowance approach as an “impure” application of the “whole” life method because it is based on a rather short term analysis of activity. As plant ages and retirement activity increases, we expect that the annual allowance may increase. Insufficient depreciation reserve might be accumulated if the annual allowance is not reviewed on a regular basis. However, in Missouri, depreciation rates are reviewed every five years as required by PSC rule. This frequency will allow for future adjustment of the annual net salvage allowance to reflect changes in activity, if necessary.

Due to Summit’s lack of retirement experience we are not able to analyze net salvage (because without retirements, there is no cost of removal or salvage) with the exception of Account 392 – Transportation Equipment. Based on Summit’s resale experience with vehicles, we recommend increasing the existing net salvage rate for Account 392 – Transportation Equipment from 10 percent to 20 percent.

5.2 DEPRECIATION RESERVE

After developing indicated accrual rates, we evaluate the adequacy of the depreciation reserve balance (Table 5-1). A high-level view of existing depreciation reserve shows Account 391.1 – Computer Equipment and Account 396 – Power Operated Equipment have reverse reserve balances (Table 5-1, Column D). This might be caused by several factors, including depreciation rates that are too low or extraordinary retirements. In order to correct any imbalances in the depreciation reserve accounts, we first determine a theoretical level of where depreciation reserve

should be. We calculate this based on the weighted age of the assets in each account, relative to our recommended service lives. Without adjustment, to the extent that the calculated reserve, Table 5-1, Column I, is greater than or less than the book reserve, Table 5-1, Column D, the Company will under- or over-recover, respectively, its depreciable plant investment. Differences between the calculated theoretical reserve and the book reserve can be attributed primarily to changes in life characteristics or historical depreciation rates which have not properly reflected life characteristics. Also affecting the differences in theoretical and book reserve is the level of net salvage in the depreciation rates. These changing life and salvage characteristics and the degree to which these changes are recognized and reflected in the depreciation rates directly affect the book reserves.

By subtracting the actual depreciation reserve from the calculated depreciation reserve, we determine the reserve imbalance shown in Table 5-1, Column J. Summit's depreciation reserve is approximately \$2 million greater than the calculated reserve. This reserve excess is primarily the result of our recommend change in service life for Account 376 – Mains. The overall depreciation reserve ratio is 11.99% of plant as compared to a calculated reserve ratio of 11.0%. We find that one percent difference in reserve ratio does not warrant a change to depreciation expense at this early point in the life of the facilities and we do not recommend a change to the depreciation reserve at this time.

Table 5-1 Analysis of Accumulated Depreciation Reserve

[A]	[B]	[C]	[D]	[E]	[F]	[G]	[H]	[I]	[J]
Acct. No.	Account	Depreciable Plant 9/30/2013	Accumulated Depreciation Reserve 9/30/2013	Reserve Ratio	Recommended Average Service Life	Weighted Age	Calculated Reserve Ratio Based On Weighted Age	Calculated Depreciation Reserve	Reserve Excess (Deficiency)
		\$	\$	%	Years	Years	%	\$	\$
				-([D] / [C])			[G] / [F]	-([H] * [C])	[I] - [D]
Distribution Plant									
302.0	Franchises and consents	1,078,738	(148,251)	13.74%	50	2.51	5.02%	(54,163)	94,088
374.0	Land	12,773,236	0	0.00%	0	3.69			
375.0	Structures and improvements	199,313	(13,764)	6.91%	50	3.55	7.10%	(14,158)	(394)
376.0	Mains	147,429,274	(19,240,566)	13.05%	60	6.78	11.31%	(16,668,626)	2,571,940
377.0	Compressor station equipment				50				
378.0	Measuring & regulating stations	1,413,016	(200,211)	14.17%	50	7.30	14.61%	(206,405)	(6,194)
379.0	City gate stations				50				
380.0	Services	23,097,745	(2,715,479)	11.76%	55	6.10	11.09%	(2,561,716)	153,763
381.0	Meters	7,968,076	(962,267)	12.08%	40	6.26	15.64%	(1,246,449)	(284,181)
382.0	Meter installations	703,758	(35,807)	5.09%	50	2.62	5.23%	(36,814)	(1,007)
383.0	House regulators	289,286	(18,557)	6.41%	50	3.11	6.22%	(17,994)	564
384.0	Home regulator installations				50				
385.0	Industrial measuring & regulating equipmer	700,852	(154,448)	22.04%	45	11.32	25.15%	(176,241)	(21,793)
386.0	Other property on customer's premises	5,896,159	(314,319)	5.33%	50	2.85	5.70%	(336,113)	(21,794)
387.0	Other equipment				50				
Total Distribution Plant		201,549,453	(23,803,670)	11.81%			10.58%	(21,318,678)	2,484,993
General Plant									
390.0	Structures and improvements	402,572	(62,372)	15.49%	50	5.81	11.61%	(46,749)	15,623
391.0	Office furniture and equipment	368,569	(115,295)	31.28%	20	7.51	37.53%	(138,334)	(23,039)
391.1	Computer equipment	149,171	32,307	-21.66%	7	4.30	61.36%	(91,537)	(123,844)
392.0	Transportation equipment	1,718,382	(535,271)	31.15%	5	2.26	45.24%	(777,463)	(242,192)
393.0	Stores equipment				25				
394.0	Tools, shop and garage equipment	1,009,837	(181,771)	18.00%	25	4.05	16.19%	(163,498)	18,273
395.0	Laboratory equipment				20				
396.0	Power operated equipment	293,633	13,719	-4.67%	16	2.59	16.20%	(47,579)	(61,298)
397.0	Communication equipment	341,079	(27,631)	8.10%	15	2.17	14.49%	(49,406)	(21,775)
398.0	Miscellaneous equipment				20				
Total General Plant		4,283,242	(876,315)	20.46%			30.69%	(1,314,566)	(438,252)
Total Depreciable Plant		205,832,695	(24,679,985)	11.99%			11.00%	(22,633,244)	2,046,741

5.3 RECOMMENDED ACCRUAL RATES

Table 5-2 summarizes the Company's existing and our recommended accrual rates, and the annual depreciation expense incurred when each of these rates is applied to the depreciable plant balances at September 30, 2013.

We show in Table 5-2 that when our recommended depreciation accrual rates in Column R are applied to depreciable plant balances as of September 30, 2013, annual depreciation expense would decrease by approximately \$448,500 (Column W) over levels produced by existing rates shown in Column J.

If Summit concludes that a change in depreciation expense rates is appropriate in the next rate filing, we recommend the Company implement the depreciation expense rates shown in Column R of Table 5-2.

Schedule ALP-4 2013 Summit Depreciation Report

Summit Natural Gas of Missouri, Inc. | REPORT ON DEPRECIATION ACCRUAL RATES

Table 5-2 Summary of Recommended Depreciation Accrual Rates

[A]	[B]	[C]	[D]	[E]	[F]	[G]	[H]	[I]	[J]	[K]	[L]	[M]	[N]	[O]	[P]	[Q]	[R]	[S]
Acct. No.	Account	Depreciable Plant 9/30/2013 \$	Existing								Recommended							
			Average Service Life Years	Life Accrual Rate	Life Related Accrual \$	Net Salvage % of Plant	Net Salvage Rate	Net Salvage Accrual \$	Depreciation Rate	Total Depreciation Accrual	Average Service Life Years	Life Accrual Rate	Life Related Accrual \$	Net Salvage % of Plant	Net Salvage Rate	Net Salvage Accrual \$	Whole Life Depreciation Rate	Total Depreciation Accrual
			1 / [D]	[C] * [E]	[G] / [D]	[C] * [H]	[E] - [H]	[F] - [I]		1 / [L]	[C] * [M]		[C] * [P]	[M] - [P]	[N] - [Q]			
Distribution Plant																		
302.0	Franchises and consents	1,078,738	50.0	2.00%	21,575	0.0%	0.00%	0	2.00%	21,575	50	2.00%	21,575	0.0%	0.00%	0	2.00%	21,575
374.0	Land	12,773,236								N/A								N/A
375.0	Structures and improvements	199,313	50.0	2.00%	3,986	0.0%	0.00%	0	2.00%	3,986	50	2.00%	3,986	0.0%	0.00%	0	2.00%	3,986
376.0	Mains	147,429,274	50.0	2.00%	2,948,585	0.0%	0.00%	0	2.00%	2,948,585	60	1.67%	2,462,069	0.0%	0.00%	0	1.67%	2,462,069
377.0	Compressor station equipment		50.0	2.00%	0	0.0%	0.00%	0	2.00%	0	50	2.00%	0	0.0%	0.00%	0	2.00%	0
378.0	Measuring & regulating stations	1,413,016	50.0	2.00%	28,260	0.0%	0.00%	0	2.00%	28,260	50	2.00%	28,260	0.0%	0.00%	0	2.00%	28,260
379.0	City gate stations		50.0	2.00%	0	0.0%	0.00%	0	2.00%	0	50	2.00%	0	0.0%	0.00%	0	2.00%	0
380.0	Services	23,097,745	50.0	2.00%	461,955	0.0%	0.00%	0	2.00%	461,955	55	1.82%	420,379	0.0%	0.00%	0	1.82%	420,379
381.0	Meters	7,968,076	50.0	2.00%	159,362	0.0%	0.00%	0	2.00%	159,362	40	2.50%	199,202	0.0%	0.00%	0	2.50%	199,202
382.0	Meter installations	703,758	50.0	2.00%	14,075	0.0%	0.00%	0	2.00%	14,075	50	2.00%	14,075	0.0%	0.00%	0	2.00%	14,075
383.0	House regulators	289,286	50.0	2.00%	5,786	0.0%	0.00%	0	2.00%	5,786	50	2.00%	5,786	0.0%	0.00%	0	2.00%	5,786
384.0	Home regulator installations		50.0	2.00%	0	0.0%	0.00%	0	2.00%	0	50	2.00%	0	0.0%	0.00%	0	2.00%	0
385.0	Ind. measuring & regulating equip.	700,852	50.0	2.00%	14,017	0.0%	0.00%	0	2.00%	14,017	45	2.22%	15,559	0.0%	0.00%	0	2.22%	15,559
386.0	Other prop. on customer's premises	5,896,159	50.0	2.00%	117,923	0.0%	0.00%	0	2.00%	117,923	50	2.00%	117,923	0.0%	0.00%	0	2.00%	117,923
387.0	Other equipment		50.0	2.00%	0	0.0%	0.00%	0	2.00%	0	50	2.00%	0	0.0%	0.00%	0	2.00%	0
Total Distribution Plant		201,549,453			3,775,524			0		3,775,524			3,288,814			0		3,288,814
General Plant																		
390.0	Structures and improvements	402,572	50.0	2.00%	8,051	0.0%	0.00%	0	2.00%	8,051	50	2.00%	8,051	0.0%	0.00%	0	2.00%	8,051
391.0	Office furniture and equipment	368,569	20.0	5.00%	18,428	0.0%	0.00%	0	5.00%	18,428	20	5.00%	18,428	0.0%	0.00%	0	5.00%	18,428
391.1	Computer equipment	149,171	7.0	14.30%	21,331	10.0%	1.40%	2,088	12.90%	19,243	7	14.29%	21,317	10.0%	1.40%	2,088	12.89%	19,228
392.0	Transportation equipment	1,718,382	7.0	14.30%	245,729	10.0%	1.40%	24,057	12.90%	221,671	5	20.00%	343,676	20.0%	4.00%	68,735	16.00%	274,941
393.0	Stores equipment	0	25.0	4.00%	0	0.0%	0.00%	0	4.00%	0	25	4.00%	0	0.0%	0.00%	0	4.00%	0
394.0	Tools, shop and garage equipment	1,009,837	20.0	5.00%	50,492	0.0%	0.00%	0	5.00%	50,492	25	4.00%	40,393	0.0%	0.00%	0	4.00%	40,393
395.0	Laboratory equipment		20.0	5.00%	0	0.0%	0.00%	0	5.00%	0	20	5.00%	0	0.0%	0.00%	0	5.00%	0
396.0	Power operated equipment	293,633	12.0	8.30%	24,372	20.0%	1.60%	4,698	6.70%	19,673	16	6.25%	18,352	20.0%	1.20%	3,524	5.05%	14,828
397.0	Communication equipment	341,079	15.0	6.70%	22,852	0.0%	0.00%	0	6.70%	22,852	15	6.67%	22,750	0.0%	0.00%	0	6.67%	22,750
398.0	Miscellaneous equipment	0	20.0	5.00%	0	0.0%	0.00%	0	5.00%	0	20	5.00%	0	0.0%	0.00%	0	5.00%	0
Total General Plant		4,283,242			391,256			30,844		360,412			472,968			74,347		398,621
Total Depreciable Plant		205,832,695			4,166,780			30,844	2.01%	4,135,936			3,761,782			74,347	1.79%	3,687,435

Table 5-2 Summary of Recommended Depreciation Accrual Rates (continued)

[A]	[B]	[C]	[T]	[U]	[V]	[W]
Acct. No.	Account	Depreciable Plant 9/30/2013	Change in Depreciation			
			Average Service Life	Life Related Accrual	Net Salvage Accrual	Total Accrual
		\$	Years	\$	\$	
			[L] - [D]	[N] - [F]	[Q] - [I]	[S] - [K]
Distribution Plant						
302.0	Franchises and consents	1,078,738	0.0	0	0	0
374.0	Land	12,773,236				
375.0	Structures and improvements	199,313	0.0	0	0	0
376.0	Mains	147,429,274	10.0	(486,517)	0	(486,517)
377.0	Compressor station equipment		0.0	0	0	0
378.0	Measuring & regulating stations	1,413,016	0.0	0	0	0
379.0	City gate stations		0.0	0	0	0
380.0	Services	23,097,745	5.0	(41,576)	0	(41,576)
381.0	Meters	7,968,076	-10.0	39,840	0	39,840
382.0	Meter installations	703,758	0.0	0	0	0
383.0	House regulators	289,286	0.0	0	0	0
384.0	Home regulator installations		0.0	0	0	0
385.0	Ind. measuring & regulating equip.	700,852	-5.0	1,542	0	1,542
386.0	Other prop. on customer's premises	5,896,159	0.0	0	0	0
387.0	Other equipment		0.0	0	0	0
	Total Distribution Plant	201,549,453		(486,710)	0	(486,710)
General Plant						
390.0	Structures and improvements	402,572	0.0	0	0	0
391.0	Office furniture and equipment	368,569	0.0	0	0	0
391.1	Computer equipment	149,171	0.0	(15)	0	(15)
392.0	Transportation equipment	1,718,382	-2.0	97,948	44,678	53,270
393.0	Stores equipment	0	0.0	0	0	0
394.0	Tools, shop and garage equipment	1,009,837	5.0	(10,098)	0	(10,098)
395.0	Laboratory equipment		0.0	0	0	0
396.0	Power operated equipment	293,633	4.0	(6,019)	(1,175)	(4,845)
397.0	Communication equipment	341,079	0.0	(102)	0	(102)
398.0	Miscellaneous equipment	0	0.0	0	0	0
	Total General Plant	4,283,242		81,713	43,503	38,209
	Total Depreciable Plant	205,832,695		(404,998)	43,503	(448,501)