

Exhibit No.: 104
Issue(s): Customer Impact
Witness: Matt Michels
Sponsoring Party: Union Electric Company
Type of Exhibit: Rebuttal Testimony
File No.: EC-2014-0224
Date Testimony Prepared: May 9, 2014

Filed
June 23, 2014
Data Center
Missouri Public
Service Commission

MISSOURI PUBLIC SERVICE COMMISSION

File No. EC-2014-0224

REBUTTAL TESTIMONY

OF

MATT MICHELS

ON

BEHALF OF

UNION ELECTRIC COMPANY

d/b/a Ameren Missouri

**St. Louis, Missouri
May 9, 2014**

UE Exhibit No. 104
Date 6-16-14 KF
File No. EC-2014-0224

1 **REBUTTAL TESTIMONY**

2 **OF**

3 **MATT MICHELS**

4 **FILE NO. EC-2014-0224**

5 **I. INTRODUCTION AND SUMMARY**

6 **Q. Please state your name and business address.**

7 A. Matt Michels, One Ameren Plaza, 1901 Chouteau Avenue, St. Louis,
8 Missouri 63103.

9 **Q. By whom and in what capacity are you employed?**

10 A. I am employed by Union Electric Company d/b/a/ Ameren Missouri (Ameren
11 Missouri or the Company) as a Senior Manager, Corporate Analysis.

12 **Q. Please describe your qualifications.**

13 A. I joined Ameren Services Company in 2005 as a Consulting Engineer in
14 Corporate Planning. My responsibilities included coordination and monitoring of projects
15 implemented in conjunction with the integration of processes and systems following the
16 acquisition by Ameren Corporation of Illinois Power Company (Illinois Power) in October
17 2004. I subsequently was involved in the integration of combustion turbine facilities acquired
18 by Ameren Missouri in 2006. In September 2008, I was promoted to Managing Supervisor of
19 Resource Planning with responsibility for long-range resource planning including Ameren
20 Missouri's Integrated Resource Plan (IRP) filings and associated analysis. In February 2013,
21 I was promoted to Corporate Analysis Manager. In February 2014, my position and duties
22 were transferred to Ameren Missouri, where I now have the title Sr. Manager, Corporate

1 Analysis. My current responsibilities include long-range resource planning, environmental
2 compliance planning, fuel budgeting and other resource-related analysis.

3 I earned a Bachelor of Science degree in Electrical Engineering from the University
4 of Illinois at Urbana-Champaign in May of 1990. I have been employed by Ameren or
5 Illinois Power since June of 1990 in various positions related to resource and business
6 planning. During most of that time, my responsibilities have included the development, use
7 and oversight of various planning models used for purposes such as production costing,
8 acquisition evaluation, corporate restructuring, financial forecasting and resource planning.

9 **Q. What is the purpose of your rebuttal testimony in this proceeding?**

10 A. The purpose of my rebuttal testimony is to demonstrate that Noranda
11 Aluminum, Inc.'s (Noranda) rate proposal amounts to a massive subsidy of Noranda by our
12 other customers and an unwarranted transfer of risk to our other customers.

13 **Q. Please summarize your findings and conclusions.**

14 A. Noranda's claims to the contrary notwithstanding, I will show, using
15 Noranda's own approach, that Ameren Missouri's other 1.2 million customers would expect
16 to suffer significant harm if Noranda's request is granted. In fact, I will show that under
17 Noranda's proposal, Ameren Missouri's other customers will likely suffer much greater harm
18 than they would if Noranda reduced its consumption and ultimately closed down the New
19 Madrid smelter. My testimony will demonstrate that Noranda's proposed ten-year term,
20 combined with a retail rate reduction to \$30 per megawatt-hour (MWh) and a very low cap
21 on any future rate increases, places an unacceptable burden on Ameren Missouri's other
22 customers in the form of substantial risk of changes in a variety of costs that Ameren
23 Missouri incurs to serve Noranda and will incur in the future. These costs reflect market

1 prices for energy, capacity and ancillary services, other load-related Midcontinent
2 Independent System Operator, Inc. (MISO)¹ charges (including those based on expansion of
3 the transmission grid in the region), costs for nuclear fuel, coal, natural gas and fuel oil,
4 emissions compliance costs, labor, debt and capital, and a variety of other investments and
5 services which are included in determining cost of service under our traditional ratemaking
6 process.

7 I will also show that Noranda's existing base rate – one established under the
8 traditional cost of service ratemaking process – is not significantly different than the net
9 effect of (i) costs that Ameren Missouri would avoid if the New Madrid smelter ceased
10 operations and Ameren Missouri no longer had to purchase power and other services for
11 Noranda's load in the MISO market, and (ii) the revenues from incremental sales of capacity
12 in the MISO market that would be available if the smelter ceased operations. These represent
13 the net market opportunity costs that Ameren Missouri incurs to serve Noranda.

14 Under any fixed price scenario, the downside risk to our customers is hundreds of
15 millions of dollars. Because of the significant unwarranted subsidy and transfer of risk that I
16 will describe, Noranda's proposal is not in our other customers' best interests and should
17 therefore be rejected by the Commission.

¹ MISO is the Regional Transmission Organization (RTO) regulated by the Federal Energy Regulatory Commission that operates the wholesale energy market into which Ameren Missouri sells its power and from which Ameren Missouri buys power to serve its load. MISO also operates a capacity and ancillary services market, among other services.

1 **II. NORANDA'S RATE SHIFT REQUEST SEEKS**
2 **AN UNFAIR SUBSIDY**

3
4 **Q. Please state your understanding of Noranda's rate shift proposal.**

5 A. Noranda proposes to reduce its retail rate from the present level of
6 approximately \$41.44² to only \$30/MWh, with very low caps and limits on future increases
7 in that rate while also avoiding their share of future charges under Ameren Missouri's fuel
8 adjustment clause (FAC). Noranda further proposes that the reduction in its rate be coupled
9 with a simultaneous increase in the retail rates paid by all other Ameren Missouri customers
10 (and only Ameren Missouri's customers) to offset the reduction in Noranda's rate. Under
11 Noranda's proposal, future increases in the proposed \$30/MWh rate would be limited to no
12 more than two percent in each general rate case where a rate increase is granted to Ameren
13 Missouri by the Commission during the ten-year period the rate subsidy is in place,
14 regardless of the actual level of increase in the Company's cost to provide service to Noranda
15 or the percentage increase in rates authorized for other customers. Any future shortfall
16 between Noranda's capped rate and the actual cost of providing service to the New Madrid
17 smelter would be recovered instead of from Ameren Missouri's other customers.

18 **Q. Please characterize the negative effects that adopting Noranda's proposal**
19 **would have on Ameren Missouri's other customers.**

20 A. Through its proposal, Noranda is seeking to transfer a significant portion of
21 Ameren Missouri's costs to serve the New Madrid smelter to Ameren Missouri's other
22 customers. In addition to the immediate subsidy that would be created under Noranda's
23 proposal, our other customers would also bear most of the risk of any increases in the cost to
24 serve Noranda during the proposed ten-year term. These costs include fuel costs (nuclear

² \$37.94/MWh is the base rate amount without the fuel adjustment clause surcharge added.

1 fuel, coal, natural gas, and fuel oil), environmental compliance costs, labor, debt, capital and
2 a variety of other operations and maintenance costs.

3 Noranda attempts to justify this shift in costs and risks by claiming that other
4 customers would bear an even larger share of these costs if the smelter were to cease
5 operations. This claim is based upon the assertion that the retail rate Noranda has proposed
6 would be greater than the net costs that Ameren Missouri, and therefore its other customers,
7 would avoid by 1) not having to purchase power and other services to serve Noranda's load
8 in the MISO market, and 2) selling capacity in the MISO market that would otherwise be
9 needed to meet Noranda's load obligation if the smelter ceased operations.

10 Noranda's proposal clearly represents a significant departure from the rate design
11 policy the Commission has consistently applied in the past, which ties the rates for each rate
12 class to the costs of providing service to the rate class. As described in the rebuttal
13 testimony of Ameren Missouri witness William Davis, both Noranda's initial \$30/MWh rate
14 and all of the capped increases to future rates will produce revenues and fixed cost support
15 that are substantially below Ameren Missouri's actual cost of serving the New Madrid
16 smelter. Consequently, if the Commission adopts Noranda's proposal, all of Ameren
17 Missouri's other retail customers will be required to provide a substantial rate subsidy to
18 Noranda throughout the ten-year period by paying higher rates than they would have paid if
19 Noranda continued to bear its fair share of cost incurred to serve the smelter. And that
20 subsidy will likely grow significantly over the ten-year period.

21 **Q. Have you quantified what the level of this subsidy would be if Noranda**
22 **continues to operate its smelter as an Ameren Missouri customer at rates reflected in**
23 **Noranda's request?**

1 A. Yes. If Noranda's request to shift cost recovery onto Ameren Missouri's
2 other customers is granted, it would create a subsidy of *no less than* \$300 million, and more
3 likely a subsidy that exceeds \$500 million, over the ten-year period they have proposed.

4 **Q. How did you arrive at these figures?**

5 A. To calculate a minimum value for the cost shift to other customers, I simply
6 took the difference between Noranda's current base rate of \$37.94/MWh and its proposed
7 rate of \$30/MWh – a difference of \$7.94/MWh – and multiplied that difference by
8 4,169,000 MWh per year (Noranda's expected load) for 10 years to arrive at a minimum cost
9 shift of \$331 million. This \$331 million very likely understates the actual subsidy because it
10 assumes there would be no FAC charges. The \$331 million corresponds to the rate shift
11 Complainants' witness Maurice Brubaker calculates on a per-year basis, as shown in
12 Mr. Brubaker's Schedule MEB-2 attached to his direct testimony.

13 But the Commission must understand that this is the minimum cost shift because it
14 assumes no increases in Ameren Missouri's base rates for any reason at all for the full
15 ten-year period and, as noted previously, ignores FAC charges. Ameren Missouri has
16 already stated its intention to file for a rate increase later this year. The entire utility industry,
17 including Ameren Missouri, also continues to be faced with the prospect of cost increases
18 attributable to more stringent environmental regulation, to name but one example of
19 significant long-term cost pressures. In addition, Ameren Missouri, like other utilities across
20 the country, is facing the prospect of having to replace in the near term a significant portion
21 of its infrastructure that was built in the 1950s and '60s, or before. It should be clear for these
22 reasons alone that Noranda's assumption that there will be no rate increases for the ten-year
23 term in its proposal is unrealistic.

1 Consequently, I looked at the potential size of the shift in costs Noranda has proposed
2 under two more realistic, but conservative, scenarios that assume periodic rate increases over
3 the ten-year period: 1) a 6% increase in June 2015, with subsequent 6% increases every
4 thirty-six months thereafter, and 2) a 6% increase in June 2015 with subsequent 6% increases
5 every twenty-four months thereafter. These two scenarios correspond to average annual rate
6 increases of 3% and 2%, respectively.

7 The estimated cost shift for the scenario that assumes triennial increases in rates is
8 \$468 million. The estimated cost shift for the other scenario, which is based on assumed
9 biennial rate increases, is \$529 million.

10 **Q. Could the impact be greater than \$529 million?**

11 A. Yes the impact may very well be higher than either of these estimates of the
12 impact of Noranda's proposal. A variety of factors could significantly increase Ameren
13 Missouri's cost of service, any or all of which could result in rate increases higher than the
14 6% increases assumed in the scenarios described above. As I previously mentioned, we are
15 facing a great degree of uncertainty about the future cost to comply with various
16 environmental regulations, many of which have yet to be fully enacted. Next month, the
17 United States Environmental Protection Agency is expected to release proposed regulations
18 governing the emission of greenhouse gases from existing fossil-fired power plants. Over the
19 ten-year period covered by Noranda's proposal, Ameren Missouri's environmental
20 compliance costs could add tens of millions of dollars, if not hundreds of millions of dollars,
21 of additional costs that would have to be paid by the Company's other customers. This is just
22 one example of a category of costs that could increase significantly.

1 **Q. Do the kinds of cost increases you just described have implications**
2 **beyond Noranda's proposed ten-year term?**

3 A. Yes. In his rebuttal testimony, Mr. Davis raises serious concerns about how
4 and when Noranda would return to cost-based rates, and I share those concerns. Over the
5 ten-year term of Noranda's proposal, a significant disparity will develop between the rates
6 Noranda pays and the actual cost to provide electricity to the New Madrid smelter. This
7 amount will continue to grow year to year, and will grow even larger if there is any delay in
8 returning to cost-based rates at the end of the ten-year term. When one considers that the
9 highest rate that Noranda could ever pay under its proposal – \$36.57/MWh (based on a 2%
10 increase in June of 2015, and 2% increases every twelve months thereafter) – is lower than
11 the base rate Noranda is paying today, it is obvious that a return to cost based rates eleven
12 years from now would require Noranda's rates to be increased substantially. It is not hard to
13 imagine that the "rate shock" that Noranda would experience from such an increase could
14 result in yet another request for further subsidies.

1 **Q. Please summarize the magnitude of the cost shift Noranda is proposing.**

2 **A. Table 1 below contains such a summary.**

Table 1. Summary Of Potential Subsidy Borne By Other Customers

	10-Year Average \$/MWh	Difference from Noranda Proposal \$/MWh	Average Annual Subsidy	10 Year Subsidy
Noranda Proposed Rate - No Increases	\$ 30.00			
Noranda Current Base Rate - No Increases	\$ 37.94	\$ 7.94	\$ 33,101,860	\$ 331,018,600
Noranda Proposed Rate - Triennial Increases	\$ 31.14			
Noranda Base Rate - Triennial Increases	\$ 42.37	\$ 11.23	\$ 46,835,230	\$ 468,352,304
Noranda Proposed Rate - Biannual Increases	\$ 31.59			
Noranda Base Rate - Biannual Increases	\$ 44.27	\$ 12.68	\$ 52,874,746	\$ 528,747,464

3

4 These figures, in effect, reflect the costs Ameren Missouri would incur to serve
5 Noranda and Noranda's contribution to cost of service under its proposal. The difference is
6 shifted to other customers through their rates.

7 **Q. Do your estimates of the cost shift presume that the New Madrid smelter**
8 **continues to operate over the next ten years regardless of the rate paid by Noranda?**

9 **A. Yes.** While Noranda has offered no guarantee that the New Madrid smelter
10 will remain open throughout the ten-year period even if its rate shift proposal is adopted, the
11 comparison performed by Mr. Brubaker is based on two alternative cases: 1) continued
12 operation of the smelter under Noranda's rate proposal, or 2) cessation of operation of the
13 smelter. To directly address this comparison, I have also compared the cost impact to
14 Ameren Missouri's other customers of these same two alternative cases.

1 **III. NORANDA'S DETERMINATION OF AMEREN MISSOURI'S NET**
2 **MARKET OPPORTUNITY COST TO SERVE**
3 **THE NEW MADRID SMELTER IS DEFICIENT**

4 **Q. How does Noranda justify its request for a rate reduction and the**
5 **associated rate subsidy it is seeking from all of Ameren Missouri's other customers?**

6 A. Simply put, Noranda's rationale is based upon the assertion that by paying
7 \$2.95/MWh more than what it claims would be Ameren Missouri's net avoided cost to serve
8 the New Madrid smelter, Ameren Missouri's other customers are better off under the rate
9 shift proposal than they would be if the smelter ceased operations. In other words, Noranda
10 acknowledges a significant cost shift to our other customers, but then claims that our other
11 customers would be negatively impacted even more if the smelter ceased operations.

12 In pleadings filed in this case, Noranda raises the specter of ceasing operations by
13 stating that, "without the requested relief in this matter, rendered quickly, Noranda will be
14 soon be forced to lay off 150-200 employees, and will suffer the substantial likelihood of
15 imminent closure of the New Madrid smelter."³ And in support of its contention that it's
16 better for them to pay a heavily-subsidized \$30/MWh rate than to leave the system, Noranda
17 further claims that the costs that Ameren Missouri would avoid from not having to purchase
18 power from the MISO market to serve Noranda's load, coupled with revenue from
19 incremental sales of capacity freed up by the smelter's closure (which Noranda calculated to
20 be a total of \$27.05/MWh), would be less than Noranda's proposed \$30/MWh retail rate.
21 Therefore, according to Noranda's analysis, compared to the costs associated with losing

³ I would note that while Noranda's pleadings refer to an "imminent" closure, its sworn testimony does not claim closure is imminent. I would also note that Ameren Missouri witness Robert S. Mudge observes in his rebuttal testimony that Noranda's statements to investors and credit rating agencies do not foreshadow an imminent closure of the smelter.

1 Noranda's load altogether, Ameren Missouri's customers would benefit by an amount equal
2 to \$2.95/MWh even if the \$30/MWh retail rate is approved.

3 **Q. Do you agree with Noranda's rationale and analysis?**

4 A. Not at all. My review of Complainants' witness James Dauphinais' direct
5 testimony reveals significant deficiencies, in both the data he selected for his calculation of
6 the net market opportunity cost to serve Noranda (i.e., the net costs that would be avoided)
7 and the completeness of his calculation. Because of these deficiencies, Noranda has grossly
8 underestimated both the net market opportunity costs that Ameren Missouri would avoid
9 from not having to buy power to serve Noranda and the value of capacity that would be made
10 available for sale into the MISO market resulting from the closure of the New Madrid
11 smelter.

12 Additionally, no Noranda witness has attempted to quantify the potentially significant
13 reduction in resource costs that could result from the loss of Noranda's load and that would
14 be identified as part of Ameren Missouri's long-term planning process.

15 Consequently, under Noranda's proposal, customers are worse off bearing the burden
16 of Noranda's proposed and heavily-subsidized rate than they would be if Noranda ceased
17 operations.

18 **Q. Please describe the methodology utilized by Noranda witnesses Messrs.**
19 **Dauphinais and Brubaker to support Noranda's claim that Ameren Missouri's other**
20 **customers benefit under their proposal as opposed to the smelter ceasing operations.**

21 A. In their respective direct testimonies, Mr. Brubaker and Mr. Dauphinais put
22 forth a comparison of the implications of Noranda's proposed rate of \$30/MWh to Ameren
23 Missouri's opportunity to avoid the net market costs to serve Noranda. Mr. Brubaker

1 concludes that because (i) Noranda's proposal would (he claims) allow the smelter to
2 continue operating, and (ii) the net revenue loss if the smelter closes is greater than the
3 revenue loss associated with the proposed reduced retail rate, Ameren Missouri's other
4 customers are better off with the proposed rate shift.

5 **Q. Please describe the deficiencies you have identified in Noranda's**
6 **methodology.**

7 A. While I agree that comparing revenues to avoided costs is a reasonable means
8 of illustrating the impact on Ameren Missouri's other customers if Noranda were to cease
9 operations, I take exception with many facets of Noranda's analysis, and in particular its
10 estimate of avoided costs.

11 For example, to estimate avoided cost, Noranda selected a time period that is
12 extremely short and used historical data that is unnecessarily stale. No reason is provided for
13 using historical data that, at the time of filing, was more than three months old and was not
14 the most recent data available. Messrs. Brubaker and Dauphinais have also made several
15 errors – mainly errors of omission – in their assumptions regarding the costs that Ameren
16 Missouri would avoid from not having to clear Noranda's load in the MISO market and the
17 price of capacity that would be made available for sale if the smelter were to cease
18 operations.

19 My analysis, which corrects for errors in Mr. Dauphinais' calculation and also
20 considers a variety of time periods for comparison (as opposed to a single twelve-month
21 period that ended more than three months prior to the filing of Noranda's complaint),
22 demonstrates that instead of providing a benefit to other customers, Noranda's proposal

1 actually could cost other customers \$600 million or more over the ten-year period than would
2 be the case if the smelter were to cease operations.

3 **Q. How does this \$600 million figure relate to your prior estimates of the**
4 **rate subsidy?**

5 A. Whereas my prior calculations of customer subsidy (i.e., \$331 million to \$529
6 million) were based on comparisons of Noranda's proposal to cost-based rates, this \$600
7 million figure represents the difference between Noranda's proposal and the net costs which
8 would be avoided if the smelter were to cease operations. This directly refutes the notion put
9 forth by Mr. Brubaker that Ameren Missouri's other customers would be better off under
10 Noranda's proposal than if the smelter were to cease operations.

11 **Q. Before you explain the errors in Mr. Dauphinais' calculation, please**
12 **summarize the errors and the impact of them on Mr. Dauphinais' (and Mr. Brubaker's)**
13 **results.**

14 A. Table 2 below summarizes the Noranda analysis and the necessary corrections
15 to it:

Table 2. Summary of Impact of Errors In Dauphinais' Calculation

	Net Market Opportunity Cost	\$/MWh Difference	Historical Year Impact
Dauphinais' Original	\$ 27.05		
Correction for AMMO.UE CpNode	\$ 26.42	\$ (0.63)	-\$2,616,067
Correction for AECI Losses	\$ 27.35	\$ 0.92	\$3,855,369
Correction for Omitted MISO Charges	\$ 27.74	\$ 0.40	\$1,650,890
Total		\$ 0.69	\$2,890,193

16

17 I address each of these corrections in more detail below.

1 **Q. Before addressing each correction, can you please explain your**
2 **understanding of Noranda’s approach to estimating the costs that Ameren Missouri**
3 **would avoid from not having to buy power for Noranda’s load from the MISO market**
4 **and the price of capacity that would be freed up if the smelter were to cease operations?**

5 A. Mr. Dauphinais provides a fairly concise explanation in his direct testimony
6 (pg. 5, lines 11-14) when he refers to “the cost avoided by Ameren Missouri by not having to
7 clear the Noranda retail sales in its MISO market and transmission settlements for its load.”
8 And he does a fair job of describing the mechanics of how this avoided cost is determined
9 (page 4, line 17 – page 7, line 20). He also notes, “[a]s a participant in the MISO Regional
10 Transmission Organization (“RTO”), Ameren Missouri must clear all of its generation and its
11 entire load in the MISO market.” Put another way, Ameren Missouri sells all of its
12 generation output to the MISO market and purchases all of its load requirements from the
13 MISO market. Mr. Dauphinais also correctly notes that the impact on the MISO market
14 price Ameren Missouri would pay for its load and generation as a result of the loss of
15 Noranda’s load would be negligible. As a result, Ameren Missouri’s generation output
16 would be virtually unaffected by the loss of Noranda’s load, and the cost which would be
17 avoided is the cost to buy power for the lost load in the MISO market. Therefore, if Noranda
18 remains on the Ameren Missouri system, we have “lost” the opportunity to avoid the costs
19 associated with serving Noranda’s load. However, Mr. Dauphinais’ testimony fails to note a
20 variety of other market costs which would also be avoided if the smelter were to cease
21 operations.

22 **Q. What is your assessment of Mr. Dauphinais’ characterization and**
23 **assumptions regarding avoided cost?**

1 A. Mr. Dauphinais has grossly underestimated the costs that Ameren Missouri
2 would avoid if it did not have to buy power to serve Noranda's load in the MISO market. He
3 has also severely underestimated the price of capacity that would be made available for sale
4 if the smelter were to cease operations. His underestimations result from: 1) his selection of
5 a very short sample period for energy prices, 2) his use of a single (and now out-of-date) data
6 point for estimating prices for capacity, and 3) his failure to include a variety of other costs
7 which Ameren Missouri incurs to serve Noranda's load.

8 **Q. Please explain your disagreement with Mr. Dauphinais' estimates.**

9 A. My primary point of disagreement is that Mr. Dauphinais has used very
10 specific historical and forecasted data for a very narrow window of time to establish his
11 estimates. He also failed to consider the risk of future changes in these values.

12 Despite the fact that Noranda's proposal would extend ten years into the future,
13 during which its retail rate would be decoupled from Ameren Missouri's actual cost to serve
14 the smelter's load, Mr. Dauphinais only used energy prices from the historical twelve months
15 ending October 31, 2013, to estimate avoided energy costs for the entire proposed ten-year
16 term. He also used the capacity price from the April 2013 MISO capacity auction for the
17 2013-2014 planning year to estimate avoided capacity costs over the entire proposed ten-year
18 term. In addition, for transmission charges, he used only the forecasted regional transmission
19 rate for MISO's Schedule 26A for 2014, despite the fact that his own workpaper included
20 projected values for future years. He also ignored charges billed under MISO's Schedule 26
21 (that arise from regional transmission expansion).

22 While Noranda's witnesses claim that Noranda's proposal would benefit Ameren
23 Missouri's other customers compared to ceasing operation of the smelter, those witnesses

1 failed to acknowledge that if the time periods for data sampling used by Mr. Dauphinais were
2 shifted even slightly, their results would change dramatically. Those changed results would,
3 in turn, dramatically change the comparison of whether Ameren Missouri's other customers
4 would be better off if the smelter closed instead of operating under Noranda's proposed retail
5 rate. A simple evaluation of a slight change in assumptions, as I will discuss further,
6 highlights the kind of risk Noranda seeks to transfer to Ameren Missouri's other customers.

7 I also disagree with Mr. Dauphinais' failure to include a variety of other charges in his
8 calculation of avoided costs, including the transmission losses on the Associated Electric
9 Cooperative, Inc. (AECI) system (which must be used to get the energy it purchases to
10 Noranda's smelter), ancillary services, transmission charges for Schedule 26, and other load-
11 based MISO charges. I further disagree with his use of the AMMO.AECI CpNode as the
12 specific point for determining the price at which Ameren Missouri must purchase power
13 from MISO to serve Noranda's load.⁴

14 In addition to the failure to include numerous components in the calculation of the
15 costs Ameren Missouri would avoid if the New Madrid smelter ceased operation, I would
16 also note that neither Mr. Dauphinais nor any other Noranda witness acknowledges likely
17 future increases in any of the costs that comprise the total cost to serve the smelter's load.
18 Over a ten-year period, it is completely unreasonable to assume that all such costs will
19 remain static.

20 Further, with the very limited exception of their provision for increases of no more
21 than 2% in any general rate proceeding, Noranda's proposal would force the entirety of the

⁴ A CpNode is a representation of a transaction point within the MISO market for which prices are established.

1 risk of changes in these market and operational costs onto Ameren Missouri's other
2 customers.

3 **Q. Please elaborate further on each of these concerns.**

4 **A.** Certainly. I will first address three simple errors in Mr. Dauphinais'
5 calculation – (i) his use of the AMMO.AECI CpNode as the point used for determining the
6 price of power used to serve the Noranda load; (ii) his failure to account for 3.5% physical
7 losses required for use of the AECI system to deliver energy to Noranda; and (iii) his failure
8 to include a variety of load-based costs in his calculation. I will then address his failure to
9 consider other time periods for available data regarding avoided costs.

10 First, Ameren Missouri settles 100% of its load in the MISO at the AMMO.UE
11 CpNode. Consequently, the purchases – and associated costs – that would be avoided if
12 Noranda were to cease operations are determined by prices at the AMMO.UE CpNode, not at
13 the AMMO.AECI CpNode, as Mr. Dauphinais assumed for purposes of his calculation.
14 Mr. Dauphinais simply erred in his selection of CpNode, which caused him to use historical
15 price information that is not applicable to a determination of the true avoided costs of serving
16 Noranda's load. Correcting for this error reduced the average historical energy price for the
17 twelve months ending October 31, 2013, (what Mr. Dauphinais' workpapers label as Net
18 Energy, Transmission Loss and Congestion Costs (NETC)) from \$26.63/MWh to
19 \$26.00/MWh.

20 Second, Mr. Dauphinais' calculation fails to account for the 3.5% physical losses
21 (also referred to as line losses) that Ameren Missouri must provide to AECI in order to move
22 energy across AECI's transmission system to serve the New Madrid smelter. These losses
23 are the simple result of the physics of transmitting electricity over any distance across wires

1 that are not 100% efficient, which is true for all wires on the interconnected grid. As a result,
2 for each 100 MWh of energy delivered to Noranda's meter, Ameren Missouri must purchase
3 103.5 MWh of energy in the MISO market. Accordingly, it is necessary to gross up
4 Noranda's metered load by 3.5% to determine the components of avoided costs.
5 Mr. Dauphinais made the same error in his calculation of capacity costs, because Ameren
6 Missouri must include these same line losses in the peak demand forecast it provides to
7 MISO for resource adequacy purposes. Correcting for these errors, and combining this
8 correction with the correction to the CpNode discussed in my answer to the immediately
9 preceding question, results in a corrected value for Mr. Dauphinais' calculation of the net
10 market opportunity cost to serve Noranda's load. The corrected value of \$27.35/MWh
11 represents a \$0.30/MWh net increase from the value estimated by Mr. Dauphinais, which
12 equates to \$1.3 million per year.

13 Third, Mr. Dauphinais failed to recognize several other costs that would be avoided if
14 the New Madrid smelter ceased operations. These costs include any MISO charges that are
15 based on the amount of Ameren Missouri's total load. These charges include ancillary
16 services (regulation service, spinning and operation reserves), market administration charges,
17 and transmission charges arising from regional transmission expansion. While I have not
18 individually identified each of these charges, a review of Ameren Missouri's actual market
19 and transmission settlements for 2013 reveals average load-based charges (for just the items
20 described above, all of which Mr. Dauphinais failed to include in his calculation), of
21 approximately \$0.40/MWh, which when added to the other corrections described above,
22 result in a corrected value of \$27.74 per MWh. Given Mr. Dauphinais' own estimate of
23 Noranda's annual load of 4,169,000 MWh, and grossing up to 4,314,915 MWh to include

1 AECI line losses, Mr. Dauphinais' omission of these load-based MISO charges results in an
2 additional understatement of the net market opportunity cost to serve Noranda of more than
3 \$1.6 million per year.

4 The total amount of Mr. Dauphinais' underestimation of avoided costs related only to
5 the three items I just described is \$2.9 million per year.

6 **Q. Have you determined the impact of using a different data collection**
7 **period for calculating the costs that Ameren Missouri would avoid if it did not have to**
8 **purchase power from MISO to serve Noranda's load and the price of capacity that**
9 **would be made available for sale if the smelter were to cease operations?**

10 A. Yes. Table 3 below shows the incremental increase in those costs related to
11 simply updating the data collection period to the twelve months ending April 30, 2014.
12 These increases are in addition to the increases due to correction of Mr. Dauphinais' errors
13 illustrated in Table 2 above.

**Table 3. Summary of Impact of Updating Data Collection Period to TME
4/30/14 On Dauphinais' Calculation**

	Net Market Opportunity Cost	\$/MWh Difference	Historical Year Impact
Corrected Value for TME 10/13/2014	\$ 27.74		
Update Capacity to 4/15/2014	\$ 28.50	\$ 0.76	\$3,158,531
Update Energy Prices to TME 4/30/14	\$ 33.89	\$ 5.39	\$22,480,535
Total		\$ 6.15	\$25,639,066

14

15 The past six months provide a perfect example of just how volatile changes in
16 Ameren Missouri's costs can be and why Noranda's ten-year, virtually fixed-price proposal
17 poses an unacceptable risk for Ameren Missouri's other customers.

1 The most dramatic change I observed was in the price of capacity. Mr. Dauphinais
2 used a capacity price of \$1.05 per megawatt (MW)-day, which was the price applicable to
3 Ameren Missouri's zone for the 2013-2014 MISO planning year. In mid-April of 2014,
4 MISO released the results of its 2014-2015 planning year auction. The price for capacity in
5 Ameren Missouri's zone in this auction was \$16.75 per MW-day. This is a 1,495% increase
6 from the prior year's capacity price.

7 The average locational marginal price (LMP) for the AMMO.UE CpNode (the
8 location actually used by Ameren Missouri to settle its load in MISO) for the twelve months
9 ending April 30, 2014, was \$31.21/MWh. This is 20% higher than the value for the twelve
10 months ended October 31, 2013, the period used by Mr. Dauphinais. By itself, this cost is
11 more than \$1/MWh higher than the entire retail rate that Noranda proposes to pay for the
12 next ten years.

13 Using data that is just six months more recent than the data used by Noranda's
14 witnesses, these changes, along with the corrections I previously described, yield a
15 significantly different picture than the one portrayed in Noranda's estimate of avoided costs.

16 While Mr. Dauphinais' calculation (which Mr. Brubaker relied upon in supporting
17 Noranda's request for a \$30/MWh retail rate) yielded a net market opportunity cost to serve
18 Noranda's load of only \$27.05, the corrected and updated value, taking into account the more
19 recent data as well as all of the other corrections I discussed above, as of April 30, 2014, is at
20 least \$33.89. That is nearly \$7/MWh higher than the net market opportunity cost calculated
21 by Mr. Dauphinais and almost \$4/MWh higher than the rate requested by Noranda.

22 **Q. After you have made all of the corrections and updates explained above,**
23 **do you find Noranda's claim that Ameren Missouri customers are better off under the**

1 **proposed rate shift than they would be if Noranda were to cease operations to be**
2 **substantiated in any way, even if one were to accept the implication that a single**
3 **historical year is representative of prices for the next ten years?**

4 A. Not at all. Using Noranda's own methodology, the answer to that question is
5 clearly "no." It certainly isn't true as of May 1, 2014, and even if one were to make the
6 unreasonable assumption that prices would remain exactly the same over the next ten years,
7 it would be equally untrue for the entire ten-year period proposed by Noranda. If the costs
8 that could be avoided if the smelter were to cease operations are greater than the \$30/MWh
9 rate proposed by Noranda, there is no basis for claiming the kind of benefit Noranda asserts.
10 The fact that the corrected and updated value for the costs which would be avoided if the
11 smelter were to cease operations is higher than Noranda's proposed \$30/MWh rate
12 demonstrates that Noranda's claim is not true.

13 **Q. You indicated earlier that you did not agree with Mr. Dauphinais' use of**
14 **a single, short time period for market data regarding energy and capacity prices. Have**
15 **you performed any analysis using other time periods for calculating these values?**

16 A. Yes. For purposes of illustrating the wide range of potential results depending
17 on the market data set you select, I made these same energy cost calculations for each full
18 and partial calendar year from June 2005 to April 2014, as well as for the full period
19 beginning June 1, 2005, to April 30, 2014, which coincides with the time period that the
20 current Noranda contract has been in place. I then inserted each of these values into
21 Mr. Dauphinais' calculation (correcting for CpNode and AECI losses) to obtain a net market
22 opportunity cost value for each year. For the sake of simplicity, I did not correct his other

1 price assumptions even though, as I've stated previously, some of those assumptions are
2 invalid.

3 My analysis found that in only two of the eight years from 2006 to 2013 were market
4 and capacity costs lower than the cost for the twelve month's ending October 31, 2013
5 (again, corrected for CpNode and AECI losses). Table 4 below illustrates the range of
6 results. Compared to the corrected values for the twelve months ending October 31, 2013,
7 the net market opportunity cost calculated using the average energy price for the period
8 June 1, 2005, through April 30, 2014, would be \$9.83/MWh, or \$41 million per year, greater
9 than Mr. Dauphinais' estimate.

**Table 4. Summary of Impact of Replacing Only The Average Energy Charge
With Other Historical Time Period Values**

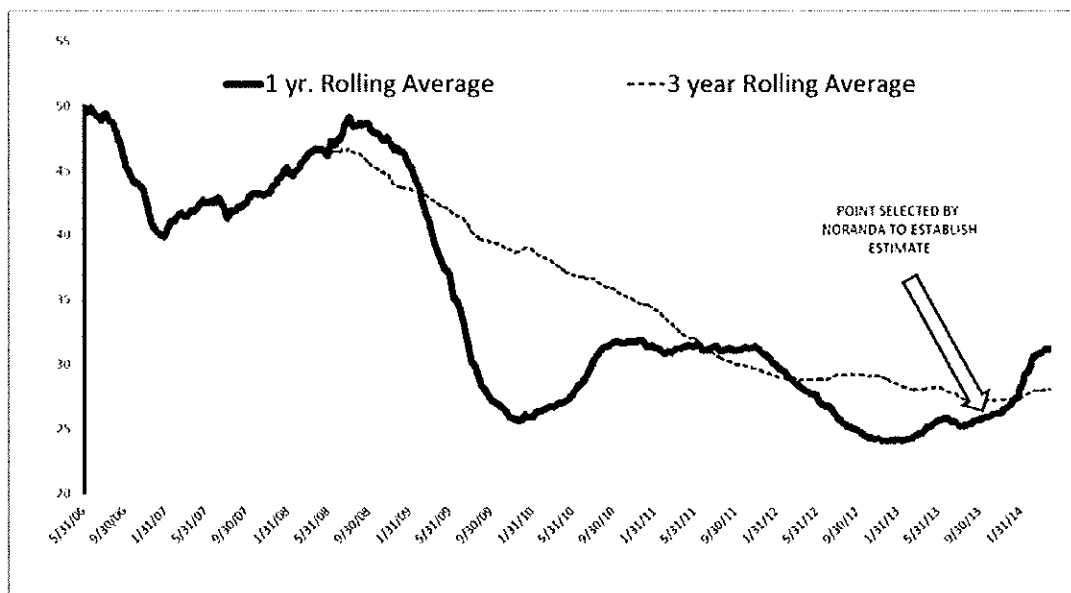
	Avg. Energy Charge	Net Market Opportunity Cost	\$/MWh Difference	Historical Year Impact Compared to TME 10/13 Additional Cost/(Benefit)
TME 10/13	\$ 26.00	\$ 27.35		
Partial 2005	\$ 56.49	\$ 58.91	\$ 31.56	\$131,569,675
2006	\$ 40.58	\$ 42.44	\$ 15.09	\$62,913,190
2007	\$ 44.04	\$ 46.02	\$ 18.67	\$77,829,590
2008	\$ 46.65	\$ 48.72	\$ 21.37	\$89,103,088
2009	\$ 25.68	\$ 27.01	\$ (0.34)	(\$1,407,633)
2010	\$ 31.80	\$ 33.35	\$ 6.00	\$25,025,340
2011	\$ 30.80	\$ 32.31	\$ 4.97	\$20,709,617
2012	\$ 24.12	\$ 25.40	\$ (1.94)	(\$8,105,487)
2013	\$ 26.86	\$ 28.23	\$ 0.89	\$3,698,064
Partial 2014	\$ 38.93	\$ 40.72	\$ 13.38	\$55,762,206
6/1/05-4/30/14	\$ 35.50	\$ 37.17	\$ 9.83	\$40,968,329

10

11 If I added in the current capacity value from the April 15, 2014, MISO auction and
12 the additional load-based costs detailed earlier in my testimony, the net market opportunity
13 cost for the full period between June 2005 and April 2014 (which is closer in length to the

1 ten-year term Noranda seeks) would rise to \$38.33, which is higher than Noranda's current
2 base rate.

3 I also looked at both the 12 month and the 36-month rolling averages during the same
4 8-year period. The 12-month and 36-month rolling average day-ahead energy prices for the
5 AMMO.UE CpNode are shown in the chart below. As the chart shows, the average price for
6 the time period chosen by Mr. Dauphinais is among the very lowest average prices for any of
7 the periods during the past eight years. In fact, it is not much higher than the lowest values
8 over the past three years. It appears that after cherry-picking a very low historical value, Mr.
9 Dauphinais either chose not to update this value or simply failed to do so.



10

11 **Q. The analysis you've described has relied primarily on historical values.**

12 **Is there a liquid forward market for energy for the next ten years that could be used as**
13 **a basis for estimates of what energy prices could be in the future?**

14 **A.** I have been advised by our trading group that there is not a visible, let alone
15 liquid, forward market for energy in the MISO region for the next ten years. As far as I am

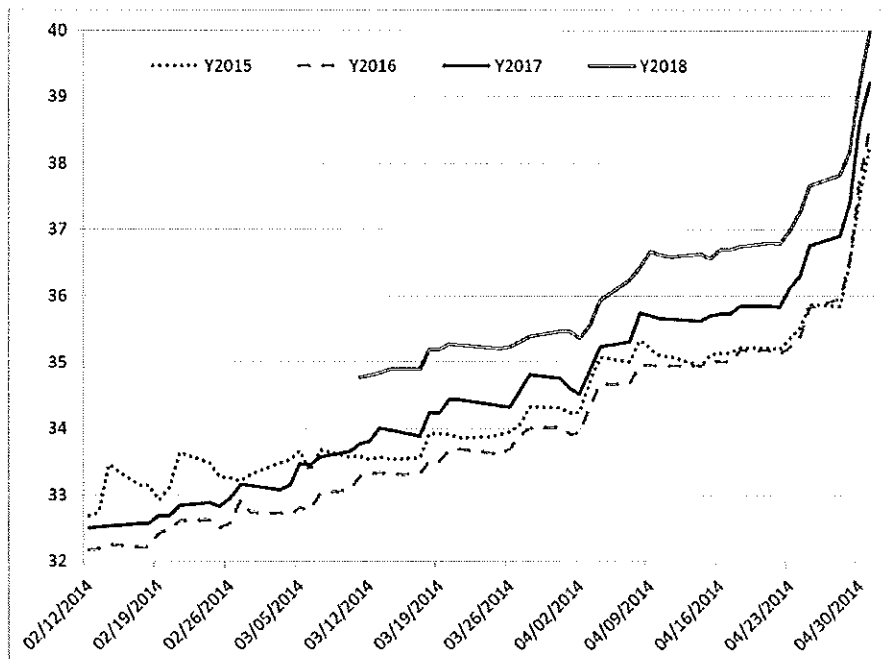
1 aware, there is not a visible forward market for any term specific to Ameren Missouri's load
2 zone. As a result, there is no published, non-proprietary market information applicable to
3 Ameren Missouri's loads on which to base assumptions for power prices for the next ten
4 years.

5 **Q. Are there visible forward markets in the MISO region for a period**
6 **shorter than ten years?**

7 A. Yes. There is a visible forward market for energy; however, I am not aware
8 of a visible forward market for capacity. Forward prices for the Indiana Hub (the primary
9 trading hub in the MISO market and the one most applicable to Ameren Missouri) are
10 currently available for calendar years 2015, 2016, 2017 and 2018.

11 **Q. Have these forward prices changed since Noranda filed its complaint?**

12 A. Yes. As illustrated in the graph below, the forward prices for 2015, 2016 and
13 2017 have increased substantially since Noranda filed its complaint. The forward prices for
14 2018 were not available until mid-March, but they also have increased significantly since that
15 time.



1

2

Q. How large has this increase been?

3

4

A. Table 5 below illustrates these increases from February 12, 2014 (the date the complaint in this case was filed), to May 1, 2014, (except for the 2018 contract which was first reported March 11, 2014.)

5

**Table 5. Summary Of Increases In Indiana Hub Forwards Since
Date Noranda Filed Complaint**

	2015	2016	2017	2018**	
02/12/2014	\$32.69	\$32.18	\$32.51	\$34.78	**3/11/14
05/01/2014	\$38.23	\$38.54	\$39.21	\$39.97	
Increase	\$5.55	\$6.36	\$6.70	\$5.19	
% Increase	17%	20%	21%	15%	

6

7

Q. If you updated the energy price to reflect increases of the magnitude you

8

just described, what costs would Ameren Missouri avoid if the New Madrid smelter

9

were to cease operations?

1 A. If I assume that the market price for the AMMO.UE CpNode were to increase
2 by the same percentages that the Indiana Hub forward prices published on May 1, 2014,
3 increased relative to the average energy price for the twelve months ending April 30, 2014,
4 the net market opportunity cost for each year would be \$33.29, \$33.54, \$34.10 and \$34.73
5 per MWh, respectively, for 2015, 2016, 2017 and 2018. Each revised value is more than
6 \$6/MWh higher than the \$27.05/MWh calculated by Mr. Dauphinais. More importantly,
7 they are all more than \$3/MWh higher than the \$30/MWh retail rate Noranda has proposed,
8 which again means that if those prices were realized, our customers would be better off if
9 Noranda were to cease operations than if the smelter remains on our system at the requested
10 subsidized rate of \$30/MWh. In considering these data, the Commission should note that the
11 net market opportunity cost estimates I just quoted each assume no change in capacity prices,
12 and also do not include any of the other load-related MISO charges discussed previously,
13 which necessarily would add to the net market opportunity costs. Again, these values only
14 represent the net market opportunity cost.

15 **Q. Does Ameren Missouri make projections of forward market prices for**
16 **capacity and energy as part of its IRP process?**

17 A. Yes. We project energy prices for a range of scenarios and also forecast
18 capacity prices for use in evaluating resource planning decisions as part of our IRP process.
19 Those price projections have been recently updated for use in the development of Ameren
20 Missouri's 2014 IRP, which is due to be filed with the Commission by October 1, 2014.

21 **Q. Have you calculated values for costs that Ameren Missouri would avoid**
22 **from not having to purchase power to serve Noranda's load from the MISO market and**

1 **the price of capacity that would be freed up if the smelter were to cease operations**
2 **based on those price projections?**

3 A. Yes. When I update the values for average energy and capacity prices based
4 on our latest IRP projections, corrected for AECI losses and CpNode selection, and including
5 load-based charges left out by Mr. Dauphinais, I obtain an average value for net market
6 opportunity cost over the ten-year period 8/1/2014 to 7/31/2024 of \$46.72/MWh. This
7 average value is more than 70% greater than Mr. Dauphinais' estimate of \$27.05, and
8 represents an increase in cost to our other customers of \$820 million over Mr. Dauphinais'
9 estimate. This net market cost also is more than \$630 million greater than the expected
10 revenue Ameren Missouri would receive from the New Madrid smelter for the full ten years
11 under Noranda's proposal.

12 **Q. Is it reasonable to believe that power prices could increase that much**
13 **over the next ten years?**

14 A. Certainly. While no one can predict prices over ten years with a high degree
15 of certainty, it is reasonably possible that prices could rise to levels projected in the analysis
16 we have prepared for our upcoming IRP filing. A recent article in the *Los Angeles Times*
17 describes some of the factors that could place significant upward pressure on power prices in
18 the coming years.⁵ These factors include the retirement of large amounts of coal generation
19 in response to environmental regulations and the volatility of prices for natural gas as an
20 electricity generation fuel, because natural gas is the fuel that is often used to serve an
21 incremental amount of load.

⁵ <http://www.latimes.com/nation/la-na-power-prices-20140426,0,6329274.story#axzz303VGZATP>

1 Ranges of values for these factors, along with ranges for electricity demand, are
2 routinely included in Ameren Missouri's consideration and modeling of future power prices,
3 including those recently developed for our 2014 IRP. Those factors and values serve as not
4 only the basis for the \$46.72/MWh ten-year average avoided cost value I just described, but
5 are representative of those relied upon in our investment planning process and our review of
6 demand response and energy efficiency programs.

7 **Q. Is it possible that market prices will differ from the scenarios you**
8 **presented above?**

9 A. It is not only possible, it is almost certain that they will differ. That they could
10 be different simply highlights the fact that essentially fixing Noranda's rate for ten years
11 creates an enormous risk to our other customers. For the next ten years, Noranda's proposal
12 would shift to Ameren Missouri's other customers virtually the entire risk of changes in the
13 market prices for energy, capacity and ancillary services, other load related MISO charges
14 (including those related to transmission expansion), costs for nuclear fuel, coal, natural gas
15 and fuel oil, emissions compliance costs, labor, debt and capital, and a variety of other
16 investments and services. All of these costs directly affect Ameren Missouri's cost to serve
17 the New Madrid smelter, but the burden of paying those increased costs would be borne by
18 Ameren Missouri's other customers – every residential customer, every small business, and
19 every large employer that is served by Ameren Missouri, including the more than 90% of
20 Ameren Missouri's customers who are located more than 100 miles from Noranda's facility.

21 **Q. You have indicated that the costs that can be avoided if the smelter**
22 **ceased operations, and Ameren Missouri no longer had to serve its load, are greater**
23 **than the \$30/MWh rate proposed by Noranda using both historical and future**

1 **assumptions for power prices. Regardless of what power prices actually turn out to be,**
2 **is an adjustment necessary to provide the roughly \$12 million annual benefit that**
3 **Mr. Brubaker asserts Ameren Missouri's other customers would realize under**
4 **Noranda's proposal?**

5 A. Yes. Mr. Brubaker's estimate of annual benefits is simply the difference
6 between the \$30/MWh rate proposed by Noranda and Mr. Dauphinais \$27.05 estimate of the
7 net costs Ameren Missouri would avoid if Noranda were to cease operations multiplied by its
8 annual load of 4.169 million MWh's. To achieve the \$12 million annual benefit he alleges,
9 this same \$2.95/MWh would have to be added to the assumed costs that can be avoided -
10 whatever they may be. For example, I have shown that by correcting Mr. Dauphinais' errors
11 and updating his price assumptions to reflect more recent experience, the calculated avoided
12 costs using his approach would be \$33.89/MWh as of May 1, 2014. To provide the same
13 level of benefit that Mr. Brubaker purports Noranda's proposal would provide, Noranda's
14 price would have to be \$36.84/MWh, or just \$1.10/MWh less than Noranda's current base
15 rate. If we instead use the 10-year average price of \$46.72/MWh based on our current IRP
16 assumptions, Noranda's rate would have to be \$49.67/MWh to provide the same level of
17 benefits.

18 Q. You have indicated that there are other costs related to serving Noranda
19 that could potentially be avoided if Noranda were to cease operations. Can you
20 describe these in more detail?

21 A. Yes. Ameren Missouri's peak demand requirement to serve Noranda is
22 approximately 550 MW, including the MISO required reserve margin and AECI losses. This
23 demand is included in the amounts Ameren Missouri uses to plan for future resource needs.

1 Such future needs must be satisfied through a combination of demand side resources, such as
2 energy efficiency programs, and supply side resources, such as our existing generating fleet
3 and possible new generating plants.

4 If Noranda were to cease operations, the addition of any new generating resources
5 could be substantially delayed or even eliminated. It also would allow for greater flexibility
6 in addressing environmental regulations, planning for the eventual retirement of aging
7 generators in our existing fleet, and taking steps to transition Ameren Missouri's resource
8 portfolio to one that relies more on cleaner sources of energy.

9 For example, environmental regulations may set limits on greenhouse gas emissions
10 such that installation of carbon capture equipment on existing coal generators would be
11 necessary in order to continue operating the units and comply with those limits. Those limits
12 may be satisfied either by installing these controls or retiring an existing generator and
13 replacing it with new generation, which may be some combination of renewable, natural gas,
14 or nuclear generation. In either case, the costs of complying with such environmental
15 regulations will be borne by Ameren Missouri's customers. Reducing Ameren Missouri's
16 load and reserve requirement by over 500 MW – about the size of one of our existing coal
17 units – means that one of these units could potentially be retired without being replaced and
18 incurring the associated additional costs.

19 **Q. Is the example you provided above something that could come to pass**
20 **within the next ten years?**

21 **A.** It very well could. Next month the U.S. Environmental Protection Agency is
22 due to release draft rules governing the emission of greenhouse gases from existing power
23 plants as part of President Obama's Climate Action Plan (CAP). The CAP calls for these

1 rules to be finalized by June 2015 with state implementation plans to be finalized in 2016,
2 with compliance a few years after that. While little is known at this time about the draft
3 rules, they very well could require levels of reductions in greenhouse gas emissions such that
4 retirement of existing coal-fired units would be necessary in order to comply. Based on the
5 timeline in the President's plan, compliance may very well be required within the next ten
6 years.

7 **Q. Can you provide an estimate of the potential cost associated with your**
8 **example?**

9 A. Assuming that in this example the most cost-effective solution is retirement of
10 an existing coal unit and replacement with a 600 MW natural gas fired combined cycle unit,
11 the capital costs associated with the replacement would be on the order of \$1 billion in
12 today's dollars. In addition to the capital cost to build the new generating plant, there would
13 also be operating costs, including the personnel and equipment needed to operate and
14 maintain the plant and the natural gas fuel used to produce electricity. Those costs could be
15 avoided – or at least deferred – if the capacity Ameren Missouri now uses to serve the New
16 Madrid smelter was available for other purposes.

17 **Q. Are there other sources of uncertainty that would be eliminated from**
18 **Ameren Missouri's planning process if Noranda were to leave the system?**

19 A. Yes. While it is true that any of our customers could change – or cease –
20 operations during the next ten years, it is also true that no other Ameren Missouri customer
21 represents the magnitude of load and demand that Noranda does. This is not the first time
22 (nor would I expect it to be the last time) that Noranda has made statements about possible
23 closure of their facility. As a consequence, we must seriously consider the very real

1 possibility that at some point Noranda may cease taking service from us. If that happens
2 after we have made substantial investments in facilities based on studies that include
3 Noranda's load, those costs, (which may have otherwise been avoidable), will be borne by
4 our other customers. The burden of that cost transfer is only made larger if Noranda is not
5 paying its fair share of costs while it remains in operation, as would occur under their
6 proposal.

7 **Q. Based on your analysis, is it your opinion that Ameren Missouri's other**
8 **customers would be better off, as Mr. Brubaker contends, if Noranda continued to be**
9 **served by Ameren Missouri under Noranda's proposal compared to a situation in**
10 **which the smelter ceased operations?**

11 A. Certainly not. Ameren Missouri continuing to bear an obligation to serve
12 Noranda's load under the terms and conditions of its proposal presents unacceptable costs
13 and risks to our other 1.2 million other customers. Those costs and risks are very real and
14 must be considered in making a determination as to how Noranda's rate should be set –
15 particularly so when the alternative being presented does not allow our other customers to
16 escape these risks for a period of ten years. As my analysis has shown, Noranda's claim that
17 Ameren Missouri's other customers would be better off under its proposal than if the smelter
18 ceased operations is false under any number of methods for evaluating and comparing the
19 implications of these two cases.

20 **Q. Are you recommending that actions be taken to facilitate a change in**
21 **electric provider for Noranda?**

22 A. No. I'm not making such a recommendation at this time. I believe such
23 actions would have to be preceded by careful consideration of all relevant factors as well as

1 the impacts on Ameren Missouri's other customers and Ameren Missouri itself. While I
2 have examined some of these factors and provided the Commission with information that
3 indicates that customers would be better off with Noranda off the system as opposed to
4 taking service at a heavily-subsidized rate, I do not believe it is possible, within the
5 extremely tight schedule adopted for this case, to undertake the kind of careful consideration
6 I believe is warranted. However, Ameren Missouri is open to considering such an option if
7 Noranda, other stakeholders and the Commission believe it would be worthwhile and that it
8 would be in the public's best interest.

9 **IV. CONCLUSION**

10 **Q. Please summarize your conclusions and recommendations.**

11 A. Noranda's proposal seeks to radically alter the manner in which its electric
12 service rate is determined, and also proposes an immediate drastic decrease in the retail rate
13 which it pays for service at the New Madrid smelter along with a simultaneous increase in
14 the rates paid by all other Ameren Missouri customers to offset the effect of that decrease.
15 The rate Noranda asks the Commission to approve is significantly below the cost to provide
16 Noranda service. It is also below the costs that Ameren Missouri would avoid from not
17 having to buy power to serve Noranda's load from the MISO market and the price of
18 capacity that would be made available for sale if the smelter were to cease operations. By
19 any reasonable measure, Noranda's request represents a significant subsidy for the New
20 Madrid smelter from our 1.2 million other customers. Moreover, despite Noranda's
21 assertions that continued operation of the smelter provides significant benefits to the
22 Southeast Missouri region and, more generally, to the entire state of Missouri, only Ameren
23 Missouri's other customers will be required to pay the subsidy.

1 Based on my analysis, the subsidy to fund Noranda's proposal will require our
2 customers to pay an additional amount that ranges from more than \$300 million to over \$600
3 million over the ten-year period covered by Noranda's proposal. In addition, the amount of
4 the subsidy Noranda is asking Ameren Missouri's other customers to provide greatly exceeds
5 the opportunity cost savings the Company would realize if the New Madrid smelter closed or
6 otherwise stopped taking electric service from Ameren Missouri.

7 Given that my analysis of both historical and potential future prices does not include
8 the potential for increases in fuel, environmental, and operational costs, the full magnitude of
9 the risk Noranda proposes to shift to Ameren Missouri's other customers reasonably could
10 approach more than a billion dollars under certain scenarios. It is simply not reasonable to
11 expect Ameren Missouri's (and only Ameren Missouri's) other customers to bear this risk for
12 a period of ten years with no hope for relief even if there are future improvements in the
13 aluminum market or Noranda's financial condition. Again, under Noranda's proposal, there
14 would be no chance to adjust the subsidy for ten years.

15 Noranda's proposal is simply unreasonable and represents an unjustified subsidy of a
16 single customer from the rest of Ameren Missouri's customers and a massive shift in risk to
17 those other customers. It should be rejected.

18 **Q. Does this conclude your rebuttal testimony?**

19 **A. Yes, it does.**

BEFORE THE PUBLIC SERVICE COMMISSION
OF THE STATE OF MISSOURI

In the Matter of Noranda Aluminum, Inc.'s Request)
For Revisions to Union Electric Company d/b/a) File No. EC-2014-0224
Ameren Missouri's Large Transmission Service)
Tariff to Decrease its Rate for Electric Service.)

AFFIDAVIT OF MATT MICHELS

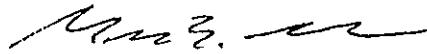
STATE OF MISSOURI)
) ss
CITY OF ST. LOUIS)

Matt Michels, being first duly sworn on his oath, states:

1. My name is Matt Michels. I am employed by Ameren Services Company ("Ameren Services") as a Sr. Manager, Corporate Analysis in the Commercial Transactions Department.

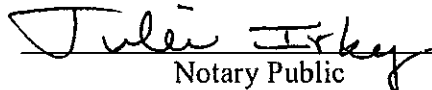
2. Attached hereto and made a part hereof for all purposes is my Rebuttal Testimony on behalf of Union Electric Company, d/b/a Ameren Missouri, consisting of 34 pages (and Schedules N/A through N/A if any), all of which have been prepared in written form for introduction into evidence in the above-referenced docket.

3. I hereby swear and affirm that my answers contained in the attached testimony to the questions therein propounded are true and correct.



Matt Michels

Subscribed and sworn to before me this 9th day of May, 2014.



Notary Public

My commission expires: 1/15/2017

