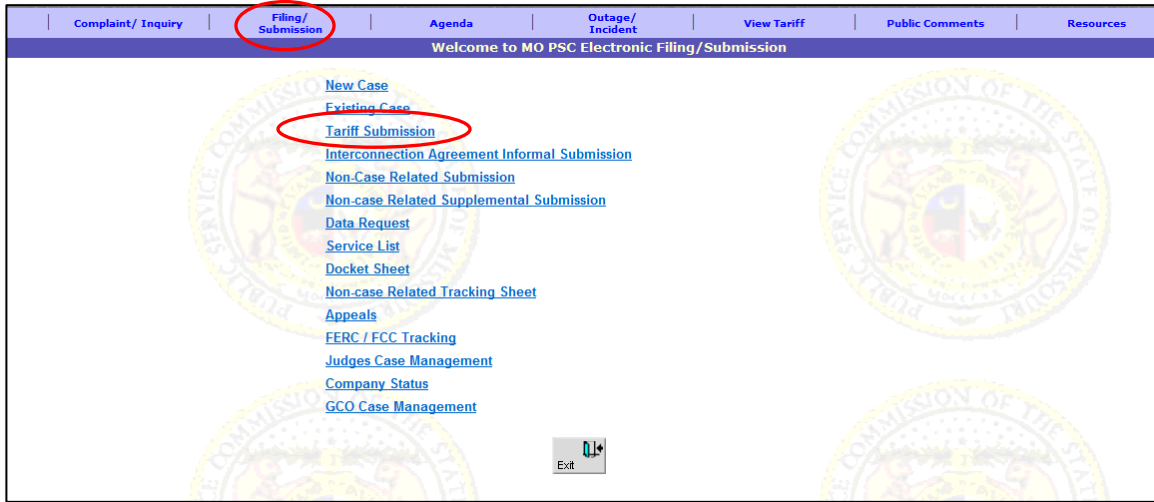


# Missouri Public Service Commission

## EFIS – Extend Effective Date of Pending Tariff

To extend an effective date on a pending tariff:

1. Log on to EFIS.
2. From the *Welcome* screen, click the **'Filing/Submission'** menu option
3. Select the **'Tariff Submission'** link to continue to the *Tariff Submission* screen.



4. Select the **'Extend Effective Date'** link to continue to the *Tariff Extension Date Submission* screen.



# Missouri Public Service Commission

## EFIS – Extend Effective Date of Pending Tariff

On the *Tariff Extension Submission* screen, complete the following steps.

5. In the **'Tracking Number'** field, input the applicable tariff tracking number for the pending tariff.
6. The following fields will auto populate:
  - a. **'Utility Type'**
  - b. **'Company Name'**
  - c. **'PSC MO No.'**
  - d. **'Effective Date'**
7. In the **'Proposed Extended Effective Date'** field, input or select the calendar icon to choose the proposed effective date.
  - *The proposed extended Effective Date should be later than the current Effective Date.*
8. In the **'Purpose of Filing'** field, input a brief summary of the proposed changes to the tariff.
9. If there aren't any attachments that need to be uploaded, skip to step 16.
10. If attachments need to be uploaded, click the **'Attach'** button to continue to the *Filing/Submission* – *Attachment(s)* screen.

**Tariff Extension Date Submission**

**SESSION TIMEOUT WARNING:** Please be advised that when logged into EFIS, your EFIS session will time out (expire) after 20 minutes of inactivity. If your session times out, you will be returned to the logon screen (even if you were able to continue typing text or making entries on the screen). In addition, any data or attachments awaiting submission will be lost.

**\* Required Fields**

**\* Tracking Number** YE-2018-0053

**Utility Type** Electric

**Company Name** Ameren Transmission Company of Illinois-Investor(Electric)

**PSC MO No.** 1

**Effective Date** 12/19/2017

**\*Proposed Extended Effective Date** 01/05/2018

**\* Purpose of Filing:** This entry is to contain a brief summary (similar to the language provided in tariff cover letter) of the proposed changes to the tariff and of the effect of the changes on the company's customers.  
allow additional time for approval  
(Allows only 500 characters)

| Sl.No. | Attachment(s) | Security Level |
|--------|---------------|----------------|
|--------|---------------|----------------|

Submit Attach Exit

# Missouri Public Service Commission

## EFIS – Extend Effective Date of Pending Tariff

On the *Filing/Submission – Attachment(s)* screen, complete the following steps:

11. Click the **'Choose File'** button to upload documents.
  - *File names and file paths cannot contain special characters (%'&^\*#@) except an underscore or hyphen.*
  - *Attachments must be less than 20MB.*
  - *Password protected documents are not acceptable.*
  - *Maximum of 50 attachments per submission.*
  - *PDF documents are preferred.*
  - *Zip files are not permitted.*
  
12. Select the appropriate document security option using the radio buttons. If deemed highly confidential, check the box **'Check here to designate...'** to select the **'Highly Confidential'** radio button option.
  - *It is the filer's responsibility to denote the correct security level for each attachment.*
  - *The 'Highly Confidential' option will only appear if a case number has been entered on the previous screen.*
  
13. Click the **'Attach'** button to upload the document.
  - *Multiple attachments can be made by selecting a document; selecting the security level; and then clicking the 'Attach' button.*

**Filing/Submission - Attachment(s)**

**SESSION TIMEOUT WARNING:** Please be advised that when logged into EFIS, your EFIS session will time out (expire) after 20 minutes of inactivity. If your session times out, you will be returned to the logon screen (even if you were able to continue typing text or making entries on the screen). In addition, any data or attachments awaiting submission will be lost.

**DISCLAIMER AND INSTRUCTIONS:** It is the sole responsibility of the person or entity submitting 'public' versions of electronic files to take appropriate measures to ensure that all 'confidential' information is to the best of his or her knowledge, information and belief, non-viewable, non-searchable and non-reversible. Informal consumer complaints and accompanying attachments are automatically designated confidential. For case documents, when submitting 'confidential' information, a **cover sheet or pleading** describing why that information qualifies for 'confidential treatment' must be included.

**Attachment Process:**

1. Click 'Browse' to select the attachment from its saved location.
2. Select the security designation for the attachment.
3. Click the 'Attach' button. (To upload multiple attachments, repeat steps 1 through 3.)
4. After all attachments for the submission have been uploaded, click the 'Done With Attach' button.

**Note:**

- Attachment file names and file paths cannot contain special characters.
- Each attachment must be less than 20MB. Attachments that are 20MB or greater must be divided into multiple parts.
- Password protected documents are not acceptable.
- Maximum of 50 attachments per submission. Multiple submissions are required for filings containing greater than 50 attachments.

Test Document 1.pdf

**Select Document Security from the following:**

Public  Confidential

Check here to designate a document as 'Highly Confidential'. Documents may only be designated as 'Highly Confidential' if a Motion for Protective Order has been filed.

14. Click the **'Done with Attach'** button after all the attachments have been uploaded.

# Missouri Public Service Commission

## EFIS – Extend Effective Date of Pending Tariff

**Note:**

- Attachment file names and file paths cannot contain special characters.
- Each attachment must be less than 20MB. Attachments that are 20MB or greater must be divided into multiple parts.
- Password protected documents are not acceptable.
- Maximum of 50 attachments per submission. Multiple submissions are required for filings containing greater than 50 attachments.

Choose File | No file chosen

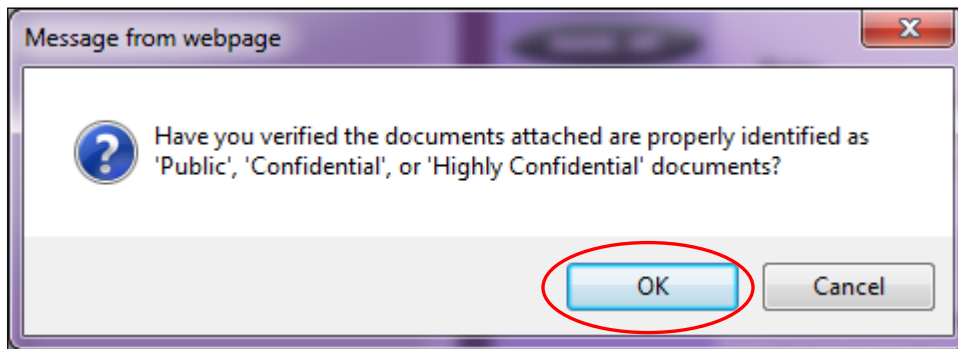
To remove an item from the 'Attachment' list, click the 'Delete' checkbox and then click the 'Delete' button below.

The 'Attachment' list shows the 'Security Level' selected for each document.

| Delete                   | Attachments         | Security Level |
|--------------------------|---------------------|----------------|
| <input type="checkbox"/> | test document 1.pdf | Public         |

Attach Done with Attach Delete

15. Verify that the security level of the attachment(s) is correct by clicking the 'OK' button. (If it's not correct, click 'Cancel' to make corrections.)



# Missouri Public Service Commission

## EFIS – Extend Effective Date of Pending Tariff

On the *Tariff Extension Date Submission* screen, scroll down to the bottom of the screen to proceed.

16. To finalize the submission, click the **‘Submit’** button.

**SESSION TIMEOUT WARNING:** Please be advised that when logged into EFIS, your EFIS session will time out (expire) after 20 minutes of inactivity. If your session times out, you will be returned to the logon screen (even if you were able to continue typing text or making entries on the screen). In addition, any data or attachments awaiting submission will be lost.

**\* Required Fields**

**\* Tracking Number** YE-2018-0053

**Utility Type** Electric

**Company Name** Ameren Transmission Company of Illinois-Investor(Electric)

**PSC MO No.** 1

**Effective Date** 12/19/2017

**\*Proposed Extended Effective Date** 1/5/2018

**\* Purpose of Filing:** This entry is to contain a brief summary (similar to the language provided in tariff cover letter) of the proposed changes to the tariff and of the effect of the changes on the company's customers.

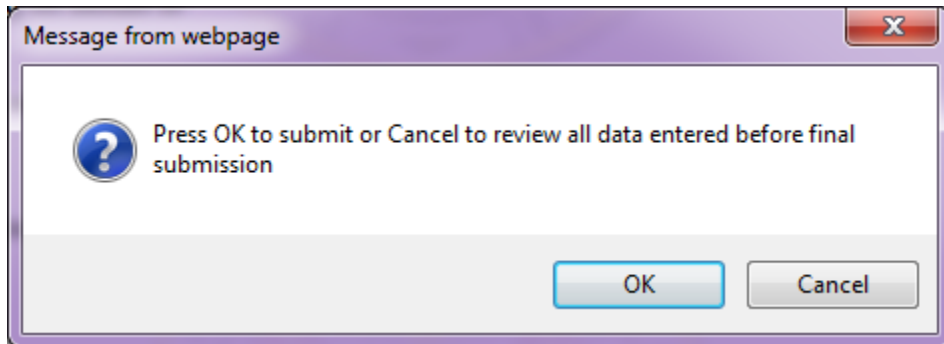
allow additional time for approval

(Allows only 500 characters)

| Sl.No. | Attachment(s)                | Security Level |
|--------|------------------------------|----------------|
| 1      | <a href="#">test.doc.pdf</a> | Public         |

Submit Attach Exit

17. Click the **‘OK’** button to submit the filing, or click the **‘Cancel’** button to make changes to the submission.



18. A submission confirmation message will appear on the screen.

19. Click the **‘OK’** button to return to the Tariff Submission screen.



For additional assistance, please contact the Data Center at 573-751-7496 or [dcsupport@psc.mo.gov](mailto:dcsupport@psc.mo.gov).